

2023 건강보험통계연보

National Health Insurance Statistical Yearbook

발 간 사

먼저 「2023 건강보험통계연보」의 발간을 진심으로 기쁘게 생각합니다. 국민과 이해관계자에게 신뢰성 있는 보건의료통계를 제공하기 위해 건강보험심사평가원과 국민건강보험공단은 2005년부터 매년 건강보험통계연보를 공동 발간해왔으며, 올해는 20번째 통계연보가 발간되는 해입니다.

건강보험통계연보는 양 기관이 건강보험제도 운영을 통해 수집한 보건의료 데이터를 바탕으로, 건강보험 적용인구, 재정현황, 급여실적, 심사실적, 적정성 평가, 질병통계 등 다양한 통계 정보를 생성하여 제공하고 있습니다. 이러한 통계 정보는 건강보험에 대한 이해를 높이는데 기여할 뿐만 아니라 우리나라의 보건의료 현황을 파악하는 데 유용한 자료로 활용될 것입니다.

특히, 인구 사회학적 환경 및 의료자원과 제도가 지속적으로 변화하는 보건의료분야의 특성상, 매년 주기적으로 발간되는 건강보험 통계연보는 다양한 수요에 부응할 수 있는 가치 있는 자료가 될 것입니다.

앞으로도 양 기관은 보건의료 통계정보의 공익적·과학적 수요를 충족시키기 위해 협력해 나갈 것이며, 국민들이 안정적인 의료서비스를 누리고 건강한 삶을 유지할 수 있도록 최선을 다하겠습니다.

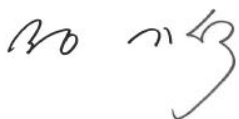
「2023 건강보험통계연보」가 건강보험제도의 지속가능성 향상은 물론, 우리나라 보건의료 발전에 기여할 수 있기를 기대합니다. 감사합니다.

2024. 11.

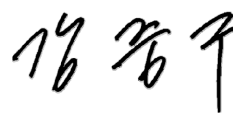
국민건강보험공단

건강보험심사평가원

이사장



원장



Preface

We are most pleased to announce the publication of the “National Health Insurance Statistical Yearbook 2023”. The Health Insurance Review and Assessment Service and the National Health Insurance Service have jointly published the National Health Insurance Statistical Yearbook every yearbook since 2005, marking the 20th yearbook of providing reliable healthcare statistics to the public and stakeholders.

Based on healthcare data collected by both organizations through the operation of the health insurance program, the National Health Insurance Statistics generates and provides various statistical information such as the population covered by health insurance, financial status, benefit performance, review results, quality assessment, and disease statistics. These statistical information will not only contribute to a better understanding of health insurance, but also serve as a useful resource for understanding the current status of healthcare in Korea.

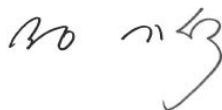
In particular, as the demographic environment and medical resources and systems are constantly changing in the healthcare sector, the National Health Insurance Statistics, which is published periodically every year, will be a valuable resource to address various needs.

The two organizations will continue to work together to meet the public and scientific needs of healthcare statistical information, and will endeavor to help the Korean people enjoy reliable healthcare services and lead healthy lives.

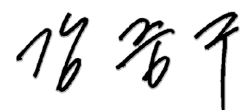
It is our sincere hope that the “National Health Insurance Statistics 2023” will help improve the sustainability of the National Health Insurance and contribute to the betterment of healthcare in Korea. Thank you.

November 2024

President of the National Health
Insurance Service



President of the Health Insurance
Review and Assessment Service



건강보험 연혁

- ▶ 1963 . 12 . 16 의료보험법 제정
- 조합 임의설립(300인 이상 사업장)
- ▶ 1964 . 6 . 5 의료보험법 시행령 제정
- ▶ 1970 . 8 . 7 의료보험법 (1차)개정(미실시)
- 조합강제설립주의(피용자, 군인, 공무원, 일반자영자 대상)
- ▶ 1976 . 12 . 22 의료보험법 전문(2차)개정
- 500인 이상 사업장 당연적용(공무원, 교직원, 군인제외)
- 조합방식
- ▶ 1977 . 1 . 13 전국의료보험협의회 발기인 총회 개최
- 전국의료보험협의회 설립
- ▶ 1977 . 3 . 12 의료보험법 시행령 전문개정
- 500인 이상 사업장 당연적용
- ▶ 1977 . 6 . 8 의료보험수가 및 약가 제정 고시
- ▶ 1977 . 7 . 1 1종 의료보험조합(486개소) 업무개시
- 500인 이상 사업장 의료보험 실시
- ▶ 1977 . 11 . 28 전국의료보험협의회 사단법인 인가
- ▶ 1977 . 12 . 31 공무원 및 사립학교교직원 의료보험법 제정

Synopsis of Health Insurance History

- ▶ 1963. 12. 16 Medical Insurance Act was enacted.
 - Medical Insurance Society could be established voluntarily at the industrial establishment with 300 workers or more.
- ▶ 1964. 6. 5 Enforcement Decree of Medical Insurance Act was enacted.
- ▶ 1970. 8. 7 Medical Insurance Act (the 1st) was amended.
 - Set up the legal basis of compulsory establishment of Medical Insurance Society for industrial employees, military personnel, government employees and the self-employed.
- ▶ 1976. 12. 22 Medical Insurance Act (the 2nd) was enacted wholly.
 - The person who is employed at the industrial establishment with 500 workers or more came to be covered compulsorily (Government employees, private school employees and military personnel excluded).
 - Medical Insurance Society System was adopted.
- ▶ 1977. 1. 13 The founders of Federation of Korean Medical Insurance Societies (FKMIS) held their general meeting.
 - The Federation of Korean Medical Insurance Societies was founded.
- ▶ 1977. 3 .12 Enforcement Decree of Medical Insurance Act was amended wholly.
 - The person who is employed at the industrial establishment with 500 workers or more was covered compulsorily.
- ▶ 1977 . 6 . 8 Fee for medical service and drug price of Medical Insurance was notified by the Ministry of Health and Social Affairs.
- ▶ 1977 . 7 . 1 Class I Medical Insurance Societies (Its Number : 486) started their own business.
- ▶ 1977 . 11 . 28 The Federation of Korean Medical Insurance Societies got the approval as an incorporated body.
- ▶ 1977 . 12 . 31 Medical Insurance Act for Government and Private School Employees was enacted.

- ▶ 1978 . 8 . 11 공무원 및 사립학교교직원 의료보험관리공단 발족

- ▶ 1979 . 1 . 1 공무원 및 사립학교교직원 의료보험 업무개시

- ▶ 1979 . 4 . 7 의료보험법 시행령 개정
 - 300인 이상 사업장 당연적용 확대

- ▶ 1979 . 4 . 17 의료보험법 (3차)개정
 - 요양기관 강제지정

- ▶ 1979 . 7 . 1 300인 이상 사업장 의료보험실시(26개 지구공동조합 신설),
 진료비 심사지급업무, 전국의료보험협의회에 일괄 위탁

- ▶ 1980 . 10 . 31 의료보험법 시행령 개정
 - 100인 이상 사업장 당연적용 확대
 - 16인 이상 사업장 임의가입

- ▶ 1981 . 1 . 1 100인 이상 사업장 의료보험 실시

- ▶ 1981 . 4 . 4 의료보험법 (4차)개정
 - 직종, 지역조합 설립근거

- ▶ 1981 . 7 . 1 지역의료보험 1차 시범사업 실시(홍천, 옥구, 군위)

- ▶ 1981 . 9 . 30 전국의료보험협의회, 의료보험조합연합회로 개편(특수공법인)

- ▶ 1981 . 12 . 1 직종의료보험조합 발족(문화예술인, 이미용)

- ▶ 1978 . 8 . 11 Korea Medical Insurance Corporation was founded.
- It manages the insurance business for the government and private school employees.
- ▶ 1979. 1. 1 Korea Medical Insurance Corporation started own business.
- ▶ 1979. 4. 7 Enforcement Decree of Medical Insurance Act was amended.
- Class I Medical Insurance's coverage was expanded to the industrial establishment with 300 workers or more.
- ▶ 1979. 4. 17 Medical Insurance Act (the 3rd) was amended.
- Medical care institutions came to be designated compulsorily as providers of Medical care services of Medical Insurance.
- ▶ 1979. 7. 1 The person who is employed at the industrial establishment with 300 workers or more came to be covered.
- 26 district societies were newly established.
- Review and payment of medical expenses of medical benefit was entrusted to the FKMIS.
- ▶ 1980. 10. 31 Enforcement Decree on Medical Insurance Act was amended.
- The coverage of Medical Insurance was compulsorily expanded to the person who is employed at the industrial with 100 workers or more and voluntarily expanded to the employees in the industrial establishment with 16 workers or more.
- ▶ 1981. 1. 1 The person who is employed at the industrial establishment with 100 workers or more came to be covered
- ▶ 1981. 4. 4 Medical Insurance (the 4th) was amended.
- Set up the legal basis of the establishment of Occupational and Self-employed Medical Insurance Societies(Class II).
- ▶ 1981. 7. 1 The 1st pilot program for self-employed medical insurance was started in the three rural areas.
- ▶ 1981. 9. 30 The FKMIS was reorganized as a legal public juridical body.
- ▶ 1981. 12. 1 Occupational Medical Insurance Societies were established(for Artists and Entertainers, Barbers and Beauty Artists).

- ▶ 1981 . 12 . 31 의료보험법 (5차)개정
 - 의료보험조합연합회에 의료보험심사위원회 설치운영
 - 의료보험조합연합회에 조합간 공동사업 시행근거

- ▶ 1982 . 7 . 1 지역의료보험 2차 시범사업 실시(강화, 보은, 목포)

- ▶ 1982 . 12 . 21 의료보험법 시행령 개정
 - 16인 이상 사업장 당연적용 및 5인 이상 사업장 임의적용

- ▶ 1984 . 5 . 1 목포에서 의약분업 시범사업 실시(8개월 시한)

- ▶ 1984 . 12 . 1 청주시와 청원군에서 한방의료보험 시범사업 실시

- ▶ 1984 . 12 . 31 의료보험법 (6차)개정
 - 피부양자 인정범위 확대(장인, 장모)
 - 동일상병 180일 급여기간을 연간 180일로 변경
 - 1종, 2종 의료보험을 직장, 지역, 직종의료보험으로 용어 개정

- ▶ 1985 . 12 . 25 의료보험법 시행령 개정
 - 표준보수월액 등급조정(53등급)
 - 의원급 이하 외래진료비 본인부담정액제 실시

- ▶ 1987 . 2 . 1 한방의료보험 전국확대

- ▶ 1987 . 12 . 4 의료보험법 (7차)개정
 - 피부양자 인정범위 확대(형제, 자매, 직계비속의 배우자)
 - 임의계속 피보험자 제도 도입
 - 의료보험조합연합회, 의료보험연합회로 명칭 변경
 - 보험재정안정기금 설치 의무화
 - 요양급여기간 제한에 대한 보완

- ▶ 1981. 12. 31 Medical Insurance Act (the 5th) was amended.
 - Medical Insurance Deliberation Committee was established in the FKMIS.
 - The legal basis for the joint project among societies was set up

- ▶ 1982 .7. 1 The 2nd pilot program for self-employed medical insurance was started in the two other rural areas and one urban area.

- ▶ 1982. 12. 21 Enforcement Decree of Medical Insurance Act was amended.
 - The coverage of Class I Medical Insurance was compulsorily expanded to the person who is employed at the industrial establishment with 16 workers or more and voluntarily expanded to the employees in the industrial establishment with 5 workers or more.

- ▶ 1984. 5. 1 Pilot program of the separation of dispensing and prescription was enforced for 8 months in Mokpo-Shi.

- ▶ 1984. 12. 1 Pilot program of providing oriental medical care as a medical care benefits by Cheongju-Shi and Cheongwon-Gun was enforced.

- ▶ 1984. 12. 31 Medical Insurance Act (the 6th) was amended.
 - The scope of dependants was expanded to the parents of insured's spouse.
 - Duration of getting benefits was changed from 180 days a disease to 180 days in a year.
 - The term for Medical Insurance was changed.
 - Class I Medical Insurance → Medical Insurance for Industrial Workers
 - Class II Medical Insurance → Medical Insurance for Self- employed and Occupational Medical Insurance.

- ▶ 1985. 12. 25 Enforcement Decree of Medical Insurance Act was amended.
 - Monthly standard wages class of employees was readjusted from 41 grades to 53 grades.
 - Under the Class Clinic, Flat-sum co-payment of medical care expenses system for outpatient was set up.

- ▶ 1987. 2. 1 Oriental medical care service was provided as medical insurance benefits to whole-nation.

- ▶ 1987. 12. 4 Medical Insurance Act (the 7th) was amended.
 - The scope of dependants was expanded to the direct lineal descendant's spouse, brothers and sisters of the insured.
 - Optional continuation of the eligibility for the insured retired temporarily was introduced.
 - The title of FKMIS was changed to NFMI(National Federation of Medical Insurance).
 - The federation was forced to create Insurance Finance Stabilization Fund.
 - The provision of restriction of benefit period was readjusted.

- ▶ 1988 . 1 . 1 농·어촌 지역의료보험 실시

- ▶ 1988 . 7 . 22 의료보험법 시행령 개정
 - 5인 이상 사업장 당연 가입

- ▶ 1989 . 7 . 1 도시 지역의료보험 실시(전국민 의료보장 실현)

- ▶ 1989 . 10 . 1 약국 의료보험 급여실시

- ▶ 1994 . 1 . 7 의료보험법 (8차)개정
 - 직장의료보험 보험료율 변경(3%~8%→2%~8%)
 - 65세 이상 피보험자 및 피부양자 요양급여기간 연장
(연간 180일→210일)
 - 분만급여 대상 확대(피보험자의 배우자→모든 피부양자)

- ▶ 1994 . 8 . 1 의료보험법 시행령 개정
 - 직장 피보험자 자격상실 후 계속 요양급여기간 연장(3개월→6개월)
 - 처방전에 의하지 않은 약국 이용 본인부담률 인하(60%→40%)
 - 고액보험급여비용 공동부담사업 부담금 상향조정(총보험료 수입의 10%→20%)

- ▶ 1994 . 12 . 31 의료보험법 (9차)개정
 - 국가유공자예우등에 관한 법률을 독립유공자예우에 관한 법률 및 국가유공자예우등에 관한 법률로 함.

- ▶ 1995 . 8 . 4 의료보험법 (10차)개정
 - 1995년부터 모든 피보험자 요양급여기간 연장(연간 180일→210일)
 - 65세 이상, 등록 장애인, 국가유공자등 요양급여기간 제한 폐지

- ▶ 1988. 1. 1 The person who is self-employed in rural area came to be covered.

- ▶ 1988. 7. 22 Enforcement Decree of Medical Insurance Act was amended.
 - The person who is employed at the industrial establishment with 5 workers or more came to be covered compulsorily.

- ▶ 1989. 7. 1 The person who is self-employed in urban area came to be covered.
 - Medical security for whole population was accomplished.

- ▶ 1989. 10. 1 Pharmacy took part as a provider of medical insurance benefit.

- ▶ 1994. 1. 7 Medical Insurance Act (the 8th) was amended.
 - The contribution rate of Medical Insurance Program for Industrial Workers was changed 3% ~ 8% to 2% ~ 8%.
 - The period of Medical Care Benefits for the 65year or more old person was increased from 180 days a year to 210 days a year.
 - Maternity benefits was expanded from Insured woman and the wife of Insured to Insured and Dependant woman.

- ▶ 1994. 8. 1 Enforcement Decree of Medical Insurance Act was amended.
 - The period of Medical Care Benefits after disqualification of employee insured was extended from 3 months to 6 months.
 - The rate of co-sharing borne by the patient for the pharmacist's prescription and dispensing was decreased from 60% to 40% of total cost.
 - The rate of co-sharing borne by the insurer for the high-cost benefits was increased from 10% to 20% of total collected-contributions.

- ▶ 1994. 12. 31 Medical Insurance Act (the 9th) was amended.
 - Act on Person of National Merit was changed into Act on Honorable Treatment, etc. to Persons of National Merit.

- ▶ 1995. 8. 4 Medical Insurance Act (the 10th) was amended.
 - Duration of medical care benefit was extended from 180 days to 210 days per year.
 - There is no longer a maximum duration for those aged over 65, people with disabilities Persons of national merit, etc.

- ▶ 1995 . 12 . 29 의료보험법 시행령 개정
 - 본인부담금 보상금 (같은 달이 아니더라도 30일 이내 본인부담금이 50만원 초과 시에도 지급)
 - 1996년부터 요양급여기간 연장(연간 210일→240일)

- ▶ 1996 . 1 . 1 의료보험급여범위 확대
 - 전산화단층촬영(C/T)급여 실시
 - 1997년부터 요양급여기간 연장(연간 240일→270일)

- ▶ 1997 . 1 . 13 의료보험법 (11차)개정
 - 국가유공자예우등에 관한 법률을 국가유공자 등 예우 및 지원에 관한 법률로 함.

- ▶ 1997 . 12 . 13 의료보험법 (12차)개정
 - 청문에 관한 조항 삭제

- ▶ 1997 . 12 . 31 의료보험법 (13차)개정
 - 국민의료보험법 공포('98년 10월 1일부터 시행)에 따른 조문 정리
 - 요양급여기간 연장(연간 270일→300일)

- ▶ 1998 . 2 . 8 의료보험법 (14차)개정
 - 요양기관 지정취소처분 대신에 업무정지나 업무정지에 갈음하는 과징금 부과 도입 등

- ▶ 1998 . 10 . 1 국민의료보험관리공단 업무개시

- ▶ 1999 . 2 . 8 국민건강보험법 제정(2000. 1. 1. 시행)
 - 질병·부상에 대한 예방·재활 확대
 - 보험자의 단일화(국민건강보험공단)
 - 심사 평가기관의 신설(건강보험심사평가원)
 - 요양급여비용의 '계약제' 도입

- ▶ 1995. 12. 29 Enforcement Decree of Medical Insurance Act was amended.
 - Although of the hospital bill does not exceed ₩500,000 on the same month, in case that the charge amount within 30 days exceeds ₩500,000, the compensation for the charge in person shall be granted.
 - Duration of benefits was extended from 210 days to 240 days per in 1996.

- ▶ 1996. 1. 1 The list of reimbursable service was expanded.
 - Computerized tomography (C/T) was included in the list of reimbursable services.
 - Duration of benefits was extended from 240 days to 270 days a year in 1997.

- ▶ 1997. 1. 13 Medical Insurance Act (the 11th) was amended.
 - Act on Persons of National Merit was changed into Act on Honorable Treatment, and Aid to Persons of National Merit, etc

- ▶ 1997. 12. 13 Medical Insurance Act (the 12th) was amended.
 - Clauses on hearing was eliminated.

- ▶ 1997. 12. 31 Medical Insurance Act (the 13th) was amended.
 - The related clauses was arranged in accordance with the promulgation of National Health Insurance Law which come into force on 1. Oct. 1998.
 - Duration of benefits was extended from 270 days to 300 days per year.

- ▶ 1998. 2. 8 Medical Insurance Act (the 14th) was amended.
 - The Scheme of the designation and cancellation of medical care institute was abrogated.
 - The Scheme of the suspension of medical treatment or the surcharge of substituting the suspension of medical treatment of the medical care institute was introduced.

- ▶ 1998. 10. 1 National Health Insurance Corporation started its own business.

- ▶ 1999. 2. 8 National Health Insurance Act was enacted (enforced on 1. Jan. 2000)
 - Insurance benefits was expanded to the prevention of illness, and rehabilitation.
 - All insurers were integrated into single insurer National Health Insurance Corporation.
 - Independent organization for health care review and evaluation, Health Insurance Review Agency, was established.
 - Contract System for determining medical fee was introduced.

- ▶ 1999 . 12 . 31 국민건강보험법 개정
 - 직장·지역 가입자의 한시적 보험재정 구분계리
 - 국민건강보험법의 시행 연기(2000. 7. 1 시행)

- ▶ 2000 . 7 . 1 국민건강보험법 시행 및 의약분업 실시

- ▶ 2001 . 5 . 24 국민건강보험법 개정
 - 의료보호법이 의료급여법으로 제명 변경에 따른 조문정리

- ▶ 2002 . 1 . 19 국민건강보험재정건전화특별법 제정(2002.7.1 시행) 및 국민건강보험법 개정
 - 재정의 구분계리 기한을 2003년 6월 30일까지로 연장

- ▶ 2002 . 12 . 18 국민건강보험법 개정
 - 요양급여의 대상여부에 대한 확인신청제도 신설
 - 의약품대금의 직접지불제도 삭제

- ▶ 2003 . 7 . 1 재정통합
 - 구분 계리했던 직장과 지역재정을 통합함

- ▶ 2003 . 7 . 29 국민건강보험법 개정
 - 보험사업자의 보험금 지급내역자료 요청 가능토록 함
 - 국가 등이 제공하는 자료에 대한 사용료 및 수수료 면제규정 신설

- ▶ 2003 . 9 . 29 국민건강보험법 개정
 - 한국희귀의약품센터(Korea Orphan Drug Center)를 요양기관에 포함

- ▶ 2004 . 4 . 30 국민건강보험법 개정
 - 현역병 등 군병역의무자 요양급여 실시

- ▶ 2004 . 7 . 1 국민건강보험법 개정
 - 본인부담상한제 실시

- ▶ 1999. 12. 31 National Health Insurance Act was amended.
 - Financial accounting was classified into finance for employees and for self-employed persons during fixed period.
 - The date of National Health Insurance Act took effect was postponed to 1. Jul. 2000.

- ▶ 2000. 7 .1 National Health Insurance Act was enforced and The separation of prescription and dispensing of drugs was implemented.

- ▶ 2001. 5. 24 National Health Insurance Act was amended.
 - The term in Medical Aid Act was changed and the related clauses was also arranged.

- ▶ 2002. 1. 19 Special Act for the Financial Stability of National Health Insurance was enacted(enforced on 1. Jul, 2002) and National Health Insurance Act was amended.
 - Financial accounting classified between employees and self- employed persons was extended to 30. Jun. 2003.

- ▶ 2002. 12. 18 National Health Insurance Act was amended.
 - A new application system for affirmation of insurance benefits was established.
 - The directly payed system for fees of medical supplies was excluded.

- ▶ 2003. 7. 1 The accounting system of National Health Insurance program was integrated in 29. Jul. 2003
 - The separated financial accounting system between the Employee Insurance and the Self-employed Insurance program was integrated.

- ▶ 2003. 7. 29 The National Health Insurance Act was revised in 29. Jul. 2003.
 - The National Health Insurance Corporation can obtain the detailed payment information from private insurance companies.
 - A provision which the National Government, etc. can provide information free of charges was newly added.

- ▶ 2003. 9. 29 The National Health Insurance Act was revised in 29. Sep. 2003.
 - The Korea Orphan Drug Center was registered as a health care institution.

- ▶ 2004. 4. 30 The National Health Insurance Act was revised in 30. Apr. 2004.
 - Providing Military personnel, etc for Insurance benefits

- ▶ 2004. 7. 1 The National Health Insurance Act was revised in 01. Jul. 2004.
 - Introducing the Co-payment Ceiling System

- ▶ 2005 . 1 . 27 국민건강보험법 개정
 - 공단이 국세청을 통하여 가입자의 소득 또는 보수의 성실신고 유도

- ▶ 2005 . 7 . 13 국민건강보험법 개정
 - 교도소 등 수용시설의 수용자에 대한 요양급여 실시

- ▶ 2006 . 10 . 4 국민건강보험법 개정
 - 국민건강보험료 부과 및 면제대상 월의 산정
 - 전자고지 제도

- ▶ 2006 . 12 . 30 국민건강보험법 개정
 - 보험료 부과기준의 등급제 폐지하고, 취약계층에 대한 보험료 경감을 확대

- ▶ 2007 . 12 . 14 국민건강보험법 개정

- ▶ 2008 . 3 . 28 국민건강보험법 개정
 - 건강보험증 제시의무 완화(주민등록증, 운전면허증 등으로 대체 가능)
 - 납부능력 없는 미성년자의 지역보험료 연대납부의무 면제
 - 가산금의 조정 및 환급금 지급 시 이자 가산 규정 신설
 - 업무정지처분 효과의 승계
 - 행정처분 확정된 일부 요양기관의 위반사실의 공표근거 조항 마련
 - 포상금의 지급근거 마련
 - 국가유공자 등 예우 및 지원에 관한 법률에 따라 제66조의2 제1항제 4호 개정(국가유공자의 유족 또는 가족의 범위를 양성평등원칙에 부합하도록 개선 및 국가유공자 등이 국가로부터 받은 대부금(貸付金)으로 취득한 부동산의 양도·담보 등을 금지하는 규정을 삭제하여 국가유공자 등의 사유재산권에 대한 보호를 강화 등)

- ▶ 2005. 1. 27 The National Health Insurance Act was revised in 27. Jan. 2005.
 - The National Health Insurance Corporation's inducing beneficiaries to make a sincere return of his/her income with the National Tax Service

- ▶ 2005. 7. 13 The National Health Insurance Act was revised in 13. Jul. 2005.
 - Introducing insurance benefits for prisoners

- ▶ 2006. 10. 4 The National Health Insurance Act was revised in 4. Oct. 2006.
 - Calculation date change for the contribution and exemption
 - Introduced an electronic notification system

- ▶ 2006. 12. 30 The National Health Insurance Act was revised in 30. Dec. 2006.
 - Abolished was the grade scaling system(Grade 1 ~ Grade 100) for Standardized Monthly Wage
 - Expanded the number of insured who are eligible for the reduced contribution.

- ▶ 2007. 12. 14 The National Health Insurance Act was revised in 14. Dec. 2007.
 - Added new regulations on the adjustment of the benefit coverage and the fees of the patients who are injured in the course of employment, between the workers's compensation fund and the health insurance fund.

- ▶ 2008. 3. 28 The National Health Insurance Act was revised
 - Ease on the obligation to show the Health Insurance Card(Possible to use ID cards, driver's licences etc as a substitute)
 - Exemption of the joint responsibility to pay contribution by the person under age 20 incapable of paying for it
 - Adjustment of additional dues and new establishment of provision to add interest in providing refund
 - Succession of the effect of the operation prohibition measure
 - Provision of the basis to announce the fact that some healthcare facilities were firmly decided to get administrative measures
 - Provision of the basis to provide reward.
 - According to the Act on treating with honor and supporting persons of national merit etc, sub-paragraph4 of paragraph1 in article 66-2 was revised(improvement on the scope of the bereaved family or family in accordance with the principle of the equality of both sexes, and strengthening the protection of the right to private property by eliminating the regulation of prohibiting transfer and mortgage etc of realty which was acquired with loans received by the government, and so on)

- ▶ 2009 . 5 . 21 국민건강보험법 개정
- 국민건강보험공단의 업무에 「국민연금법」, 「고용보험 및 산업재해보상보험의 보험료징수 등에 관한 법률」 및 「임금채권보장법」에 따라 위탁받은 사회보험료 징수업무 추가
 - 국민건강보험공단의 회계를 국민건강보험사업과 징수위탁 근거법에 따라 위탁받은 국민연금사업·고용보험사업·산업재해보상보험사업·임금채권보장사업을 구분 계리
 - 동일한 사업장의 사용자가 2명 이상인 경우 건강보험료 연대납부의무 근거 마련
 - 국민건강보험공단이 징수한 사회보험료 등의 금액이 징수하여야 할 총액에 부족한 경우 각 사회보험에 배분하여 납부 처리하는 기준 마련
 - 이 법 시행 전에 6개월 이상 사회보험료 징수업무를 시험 운영
- ▶ 2010 . 3 . 22 국민건강보험법 개정
- 「석면피해구제법」에 따른 위탁업무 근거 신설
- ▶ 2010 . 6 . 10 국민건강보험법 개정
- 「동산·채권 등의 담보에 관한 법률」제정에 따른 관련 조항 용어정리
- ▶ 2011 . 12 . 31 국민건강보험법 전부 개정
- 소득월액 산정 방법 등 구체화(직장가입자의 보수 외 소득을 기준으로 소득월액보험료를 부과·징수)
 - 보험료 체납자의 인적사항 공개 절차 등
 - 재외국민 및 외국인 피부양자의 요건
 - 요양기관의 시설·장비인력 현황 신고 의무 부과
- ▶ 2013 . 5 . 22 국민건강보험법 개정
- 요양급여비용 계약체결 시기 조정
 - 보험료 납부 연장제도 법적 근거 마련

- ▶ 2009. 5. 21 The National Health Insurance Act was revised
 - Add the duty of collecting the Social Insurance Fee to the existing duty of National Health Insurance Corporation by the 「National Pension Act」, 「Act of collecting the fee of Unemployment Insurance and Industrial Accident Compensation Insurance」 and 「Wage Claim Guarantee Act」
 - Accounting of NHIC is divided from National Pension Business, Unemployment Insurance Business, Industrial Accident Compensation Insurance Business and Wage Claim Guarantee Business by the National Health Insurance Act and Collection Consignment Basis Act.
 - Arrange the basis of joint responsibility of paying the contribution in the case of more than 2 employers in the same working place.
 - Arrange the payment processing standard by distributing the shortage to each social insurance if Collected Social Insurance Fee by NHIC is less than the presumed total collection fee.
 - Collecting duty of Social Insurance Fee must be operated on trial for more than 6 months before the enforcement of this law

- ▶ 2010. 3. 22 Amendment to National Health Insurance Act
 - Establishment of working group according to "Act on Relief for Asbestos Damage"

- ▶ 2010. 6. 10 Amendment to National Health Insurance Act
 - Definitions of relevant provisions following enactment of "Chattles, Bonds, Etc. Collateral Act"

- ▶ 2011. 12. 31 General amendment to National Health Insurance Act
 - Specific provisions on the method of calculating the monthly amount of income (The insurance premium based on monthly income is charged and collected from employment based policyholders based on income other than remuneration)
 - Procedures for the disclosure of personal information in the case of policyholders who are delinquent in the payment of the insurance premium, etc.
 - Criteria for eligibility as a dependent of a policyholder who is an overseas Korean national or foreigner
 - Providers are obliged to report current details of facility, equipment, and personnel

- ▶ 2013. 5. 22 Amendment to National Health Insurance Act
 - Timing adjustment of benefit contract conclusion
 - Legal basis for premium payment extension

- ▶ 2014 . 1 . 1 국민건강보험법 개정
- 리베이트와 관련된 약제에 대해서 요양급여대상으로 적용하는 것을 정지 및 제외할 수 있도록 하고, 약제를 요양급여대상에서 적용 정지 또는 제외 시 국민건강에 심각한 위해를 초래할 것이 예상될 때에는 과징금 처분으로 대체할 수 있도록 함
 - 사립학교 직원을 제외한 교원에게만 국가가 보험료의 일부를 부담하도록 함
 - 건강보험분쟁조정위원회 위원수를 확대하고, 분쟁조정위원회에 사무국을 신설함
- ▶ 2014 . 5 . 20 국민건강보험법 개정
- 사무장병원 및 면허대여약국에 대하여 국민건강보험공단이 요양급여 비용의 지급을 보류할 수 있는 근거를 마련함
 - 국민건강보험공단이 현금으로 지급하는 보험급여를 받는 수급자의 신청이 있는 경우에는 별도의 보험급여수급계좌로 해당 급여를 입금하도록 하고, 금융기관은 이 법에 따른 급여만이 보험급여수급계좌에 입금되도록 관리하며, 보험급여수급계좌의 예금채권은 압류금지 대상으로 규정함
 - 국민건강보험료 카드 납부제도에 대한 법적 근거를 마련하고, 납부 대행기관이 납부의무자로부터 납부수수료를 받을 수 있도록 함
 - 국민건강보험공단과 건강보험심사평가원이 국가, 지방자치단체 등에 대하여 업무와 관련하여 요청할 수 있는 자료의 유형을 명확하게 규정함
- ▶ 2016 . 2 . 3 국민건강보험법 개정
- 보건복지부장관이 건강보험정책심의위원회 심의를 거쳐 5년마다 국민건강보험종합계획을 수립하고 매년 종합계획에 따른 연도별 시행계획을 수립·시행하며, 관련 사항을 국회에 보고하도록 규정
- ▶ 2016 . 3 . 22 국민건강보험법 개정
- 건강보험재정에 대한 정부지원 기간을 1년 연장
 - 선별급여 요건 및 평가에 관한 사항과 요양기관 선별급여 관리에 관한 사항 신설
 - 선별급여는 요양급여비용의 본인일부부담금을 달리 설정할 수 있는 근거 마련, 현재 시행 중인 요양급여비용 본인부담상한제의 안정적인 운영을 위한 법적 근거 마련
 - 재외국민 및 외국인의 건강보험 가입 요건 및 보험료 부과·징수에 관한 사항 규정

- ▶ 2014 . 1 . 1 Revision of the National Health Insurance Act
- Drugs that were found to have been related to rebates can be excluded or suspended for reimbursement. If the exclusion or suspension of the drug is highly likely to cause a serious risk to public health, they can be replaced with fine.
 - The nation provided partial subsidy on premium for public school teachers and faculty. (excluding private school teachers and faculty)
 - The number of members were expanded for the National Health Insurance Dispute Mediation Committee. A secretariat was established within the committee.
- ▶ 2014 . 5 . 20 Revision of the National Health Insurance Act
- Legal grounds were prepared for reimbursement holdout against hospitals and pharmacies that borrowed license.
 - For those who receive benefit in cash, NHIS can transfer the benefit to a designated account when there is a request from the recipient. The financial institution makes sure that the account is used only for NHIS benefit. The designated account is prohibited to be seized.
 - Legal grounds were prepared for credit card payment of NHI premium, and the service charge for the payment agency imposed on the subscriber.
 - The type of additional data the National Health Insurance Corporation and the Health Insurance Review Service can request to the central and local governments are defined in a concrete manner.
- ▶ 2016 . 2 . 3 Revision of the National Health Insurance Act
- Legal grounds were prepared for a comprehensive Health Plan to be produced by the Ministry of Health and Welfare every five years and to be reviewed by National Health Insurance Policy Deliberation Committee. Detailed yearly implementation plans shall be produced and executed, and be reported to the National Assembly.
- ▶ 2016 . 3 . 22 Revision of the National Health Insurance Act
- Government support for National Health Insurance financing is extended for one more year
 - New clauses were introduced regarding standards and assessment of selective reimbursement and management of selective reimbursement in providers
 - Legal grounds were prepared to allow to determine co-payment separately for selective reimbursement cases. Legal grounds were prepared for existing co-payment ceiling system for stable operation
 - New clauses were introduced for foreigners in Korea and Korean nationals in foreign countries on how to impose and collect premium

- ▶ 2017 . 2 . 8 국민건강보험법 개정
 - 국민건강보험공단의 예방사업 목적과 기본방향 구체화
 - 건강보험료등을 납부하는 자의 신용카드등을 이용한 납부금액 상한선 폐지

- ▶ 2017 . 4 . 18 국민건강보험법 개정
 - 건강보험료 부과체계 불형평성문제와 재원고갈문제 및 미성년자에 대한 건강보험료 부담문제를 해결하기 위하여 저소득 지역가입자에게 적용되던 평가소득 폐지 등 현행 제도 개선·보완

- ▶ 2018 . 1 . 16 국민건강보험법 개정
 - 국민건강보험공단이 「재난적의료비 지원에 관한 법률」에 따라 재난적 의료비 지원사업에 출연금을 출연할 수 있도록 근거 마련
 - 임의계속가입자 인정 요건을 완화하여 임의계속가입제도 적용대상 확대

- ▶ 2018 . 3 . 27 국민건강보험법 개정
 - 「약사법」 제47조제2항을 위반한 리베이트 약제에 대한 제재처분으로 요양급여비용 상한금액 감액 처분 도입
 - 압류 진행시 소액금융재산에 대한 압류 금지 사실 등이 기재된 통보서 발송, 건강보험료 3회 이상 체납한 자에게 분할납부 신청 절차·방법 등을 안내하도록 규정

- ▶ 2018 . 12 . 11 국민건강보험법 개정
 - 가입자 또는 피부양자가 신청할 경우에만 건강보험증을 발급하여 건강보험증 발급교부 예산 절감
 - 의사 등이 가입자 또는 피부양자를 직접 방문하는 방문요양급여 신설
 - "20세 이상인 지역가입자" 및 "20세 이상인 피부양자"로 건강검진의 대상 확대

- ▶ 2017 . 2 . 8 Revision of the National Health Insurance Act
 - Specified the goal and direction of prevention efforts of NHIS
 - Ceiling for credit card payment is abolished for persons who pay health insurance premium and etc.

- ▶ 2017 . 4 . 18 Revision of the National Health Insurance Act
 - Revision of existing system for low-income self-employed subscribers to improve imbalance in premium determination mechanism and fund depletion

- ▶ 2018 . 1 . 16 Revision of the National Health Insurance Act
 - Legal grounds were prepared for <Support system of catastrophic health expenditure> in order to allow NHIS to spend contribution for catastrophic health expenditure cases
 - Expanded the target of voluntary subscribers by adjusting eligibility criteria

- ▶ 2018 . 3 . 27 Revision of the National Health Insurance Act
 - Introduction of the provision which reduces the upper limit amount (referring to the amount set as the upper limit of each kind of medicine) of the health care service expenses on medicine when a pharmacist breaks the Article 47-2 of the Pharmaceutical Affairs Act that prohibit the rebate.
 - Introduction of the provision that NHIS should send a written notification of ‘non-attachment rule on the bank account, which has small amount of money’ to a late payer in the procedure of the foreclosure.
 - Introduction of the provision that the information of the installment payment option and the application procedure should be given to late payers for 3 months or more by NHIS

- ▶ 2018 . 12 . 11 Revision of the National Health Insurance Act
 - Introduction of the provision that NHIS issues the health insurance card only when the member of the insured requests begetting the saving of the budget.
 - Introduction of the ‘visiting care benefit’ which is a new coverage that doctors or nurses can visit their patients’(the insureds) house in person.
 - Expansion of the health check-up benefit coverage to the self-employed insured and the dependent of the employee-insured who are aged over 20.

- ▶ 2019 . 1 . 15 국민건강보험법 개정
- 공단이 가입자 자격의 취득 또는 변동 여부를 직접 확인하는 경우 해당 사항을 자격 취득 또는 변동 후 최초로 보험료 납입 고지를 할 때 알리도록 함
 - 외국인·재외국민이 일정 요건을 충족할 경우 지역가입자로 당연가입 되도록 하고, 외국인·재외국민인 지역가입자가 외국 보험 등의 적용을 받아 건강보험 가입이 불필요할 경우 가입 제외를 신청할 수 있도록 함
- ▶ 2019 . 4 . 23 국민건강보험법 개정
- 분할납부 승인을 받은 자가 정당한 사유 없이 분할 납부 횟수 이상 그 승인된 보험료를 내지 아니한 경우 분할납부 승인을 취소하도록 함
 - 국민건강보험공단 종사자 등이 가입자 등의 개인정보를 누설한 경우 5년 이하의 징역 또는 5천만원 이하의 벌금에 처하도록 함
- ▶ 2019 . 12 . 3 국민건강보험법 개정
- 「독립유공자예우에 관한 법률」 및 「국가유공자 등 예우 및 지원에 관한 법률」에 따라 의료보호를 받는 사람이 건강보험 적용을 신청하여 가입자의 자격을 취득하는 경우에는 그 달부터 보험료를 징수하도록 함
 - 지역가입자가 실제 거주를 목적으로 일정 기준 이하의 주택을 구입 또는 임차하기 위하여 금융회사 등으로부터 대출을 받고 그 사실을 국민건강보험공단에 통보하는 경우에는 해당 대출금액을 보험료부과 점수 산정 시 제외할 수 있도록 함
- ▶ 2020 . 4 . 7 국민건강보험법 개정
- 건강보험제도 운영의 합리성을 제고하고, 재정 건전성을 도모하기 위하여 보험료 면제 사유 중 국외 체류 사유에 해당하는 경우에는 1개월 이상의 기간으로서 대통령령으로 정하는 기간 이상 국외 체류하는 경우에만 보험료를 면제받을 수 있도록 함

- ▶ 2019 . 1 . 15 Revision of the National Health Insurance Act
- NHIS shall inform the subscriber at the point of first premium collection when there was a change in the subscriber's eligibility or subscriber type and it was acknowledged by NHIS.
 - Foreigners and overseas Koreans will automatically subscribe NHIS and become a self-employed subscriber when they meet certain conditions, and will be free to apply for withdrawal of subscription when they become no longer in need of health insurance for reasons such as subscription of foreign insurance plan.
- ▶ 2019 . 4 . 23 Revision of the National Health Insurance Act
- If a subscriber who was granted for installment payment failed to pay the granted premium for more than the granted times without just reason, the approval for installment payment will be recanted.
 - If a employee of NHIS or etc. leaked private information of a subscriber or etc., the employee shall be sentenced to no longer than 5 year in prison or no more than KRW 50 million in fine.
- ▶ 2019 . 12 . 3 Revision of the National Health Insurance Act
- According to the <Act on the Honorable Treatment of Persons of Distinguished Service to Independence> and the <Act on the Honorable Treatment of and Support for Persons, etc. of Distinguished Service to the State>, if a person who receives medical benefits apply for the National Health Insurance and obtain membership as a subscriber, NHIS shall collect premium from the month.
 - When a self-employed subscriber took out a loan from a financial company, etc. to purchase or lease a house for the purpose of living there by him or herself, and notified NHIS on the fact, the amount of loan can be excluded from score calculation for premium amount determination.
- ▶ 2020 . 4 . 7 Revision of the National Health Insurance Act
- In order to enhance the rationality of the health insurance system and promote financial soundness, we made sure that in case of exemption from insurance contribution, only those who stay in other countries for more than a month or longer as specified in the Presidential Decree are subject to exemption from insurance contribution.

- ▶ 2020 . 12 . 29 국민건강보험법 개정
- 1인 1개설 위반 및 면허 대여 의료기관 등에 대해 요양급여비용의 지급 보류 및 부당이득 환수 조치와 더불어 장애인 보조기기 판매업자 등에 대해서도 부당이득 징수를 할 수 있도록 하며, 지역별로 의료수가를 달리 지급할 수 있는 근거 마련
 - 장애인 보조기기 등에 대한 보험급여 및 요양비의 지급 절차를 전산화하는 근거를 마련하고, 국민건강보험공단이 가족관계등록 전산정보자료를 공동 이용할 수 있도록 함
- ▶ 2021 . 6 . 8 국민건강보험법 개정
- 급여정지를 갈음하는 과징금의 처분사유를 보다 구체화하고 과징금 상한을 상향 조정함으로써 제재의 실효성을 제고
- ▶ 2022 . 6 . 10 국민건강보험법 개정
- 건강보험심사평가원이 수행하고 있는 요양급여 대상 여부 확인 제도 신청 시 구체적인 범위, 방법과 처리절차 등 필요한 사항을 보건복지부령으로 정하도록 함
 - 요양급여 적정성 평가의 목적과 대상, 결과 통지 등에 관한 사항을 명확히 규정
 - 지역가입자 주택금융부채 보험료 공제 제도의 원활한 시행을 위하여 금융정보 제공기관에 신용정보집중기관을 추가하고, 해당 제도 시행 전에 준비행위를 할 수 있는 근거를 마련
- ▶ 2022 . 12 . 27 국민건강보험법 개정
- 건강보험료 등을 체납한 요양기관에 요양급여비용을 지급하는 경우 급여비용에서 체납금을 공제 후 지급
- ▶ 2023 . 5 . 19 국민건강보험법 개정
- 요양기관이 가입자 또는 피부양자에게 요양급여를 실시하는 경우 건강보험증이나 신분증명서로 본인 여부 및 자격 확인 필요
 - 요양급여대상으로 결정하여 고시한 약제에 대하여 요양급여대상 여부, 범위, 요양급여비용 상한금액 등을 보건복지부령으로 정하는 바에 따라 직권으로 조정할 수 있도록 함

- 2020. 12 . 29 Revision of the National Health Insurance Act
- Withholding payment of healthcare benefit expenses and taking measures to redeem unlawful profits for violations of the establishment of one per person and medical facilities that borrow licenses, collecting unlawful profits from vendors of assistive devices for the disabled and establishing a basis for paying different medical costs for each community
 - Prepare the basis for computerizing the payment procedures for insurance benefits and medical costs for assistive devices for the disabled and enabling The National Health Insurance Corporation jointly to use the family relationship registration computerized information data
- 2021. 6 . 8 Revision of the National Health Insurance Act
- Enhancing the effectiveness of sanctions by specifying the reasons for disposition of penalty surcharges in lieu of benefit suspension and raising the upper limit of penalty surcharges
- 2022. 6 . 10 Amended the National Health Insurance Act
- Necessary matters such as specific scope, methods, and processing procedures when applying for the system to confirm eligibility for nursing care benefits conducted by the Health Insurance Review and Assessment Service to be determined by the Ordinance of the Ministry of Health and Welfare
 - Clearly stipulated matters regarding the purpose and target of the medical care benefit adequacy assessment, notification of results, etc
 - Added a credit registry to the financial information service agencies to smoothly implement the housing finance liability/insurance premium deduction system for local subscribers and established the basis for preparations prior to implementing the system
- 2022. 12 . 27 Amended the National Health Insurance Act
- Medical care benefit costs to a health care institution with arrears of health insurance premiums, etc. to be paid after deducting the arrears from the benefit costs
- 2023. 5 . 19 National Health Insurance Act was amended.
- Introduction of a provision that a health care service institution should verify the person's identity and eligibility using either a health insurance card or an identification card when it provides health care benefits to the insured or his or her dependents.
 - Introduction of a provision that the Minister of Health and Welfare may adjust ex officio whether medicines determined and publicly notified as eligible for health care benefits continue to be eligible, the scope of such benefits, and the maximum amount of costs of health care benefits, as prescribed by Ordinance of the Ministry of Health and Welfare.

일 러 두 기

▶ 작성목적

- 사회보장의 근간인 건강보험에 관한 주요사항을 통계자료로 생산함으로써 우리나라 건강보험 정책 및 보건의료정책의 기초자료로 활용될 뿐만 아니라 학술분야에도 유용하게 이용될 수 있음

▶ 근거법규

- 건강보험통계연보는 국민건강보험법에 의해 제도 운영과정에서 수집한 자료를 활용하여 건강보험 가입자에 대한 통계를 작성하고 있음
- 통계청 승인번호 제920006호

▶ 보고기간, 보고방법 및 공표주기

- 직전년도 1.1.~12.31. 통계를 행정집계하여 1년마다 보고
- 매년 10~11월에 공표하며, 전산망(인터넷) 및 간행물을 통해 공표
 - ※ 국민건강보험공단 홈페이지: www.nhis.or.kr, 건강보험심사평가원 홈페이지: www.hira.or.kr
 - ※ 통계청 국가통계포털 홈페이지: www.kosis.kr

▶ 보고대상 및 항목

- 전국의 요양기관 및 건강보험 적용인구를 대상으로 자격, 보험료, 보험재정, 진료현황 및 심사실적, 요양급여비용의 적정성 평가, 질병에 대한 통계를 수록함

▶ 보고체계

- 건강보험 적용인구 → 요양기관 청구 → 건강보험심사평가원 심사 → 국민건강보험공단 지급

▶ 자료이용 시 유의사항

- 건강보험 재정현황은 결산 기준이며, 지급현황은 요양기관에서 청구한 진료비를 공단에서 지급한 지급일 기준, 질병통계와 진료현황은 환자가 요양기관에서 진료받은 진료일 기준임
- 급여비는 요양기관 청구에 따라 지급한 진료비 중 공단이 부담한 금액이며 결산기준, 지급일 기준, 진료일 기준으로 구분 수록하였음

EXPLANATORY NOTE

► Purpose

- In order to formulate national health insurance and healthcare policies as well as to support academic research by producing a variety of important statistical data of Korea National Health Insurance, which is one of main pillars of national social security programs in Korea

► Legal Ground

- The National Health Insurance Statistical Yearbook compiles statistical information on health insurance subscribers using data collected while operating the national health insurance system according to the National Health Insurance Act.
- Statistics Korea Approval No. 920006

► Reporting period, reporting method, and announcement frequency

- Statistics from January 1 to December 31 of the previous year are administratively compiled and reported annually
- Announced every October to November through IT networks (Internet) and publications
 - ※ National Health Insurance Service website: www.nhis.or.kr, Health Insurance Review & Assessment Service website: www.hira.or.kr
 - ※ Korean Statistical Information Service website: www.kosis.kr

► Reporting target and items

- Contains the eligibility of the insured, insurance premiums, financing of health insurance, medical treatment status and review performance, adequacy evaluation of health insurance benefits, and diseases statistics for medical institutions and national health insurance-covered populations nationwide

► Reporting structure

- National health insurance-covered population → Medical institutions submits benefit claims → Health Insurance Review & Assessment Service reviews the claims received → National Health Insurance Service reimburses benefits

► Instructions for using data

- Health insurance financial status is based on settled accounts and payment status is based on the date of payment by the NHIS for medical expenses claimed by healthcare service institutions. Disease statistics and medical treatment status are based on the treatment date on which the patient received treatment at the healthcare service institution.
- Healthcare benefit costs are the amount borne by the NHIS among the medical expenses paid according to claims from healthcare service institutions and are categorized based on the settlement criteria, payment date, or treatment date.

- 요양기관 통계는 의료법, 약사법 등에 따른 의료기관 및 보건기관, 약국 등의 기관 수 및 근무인력 등과는 다음과 같은 기준으로 차이가 있음
 - 요양급여비용을 청구하는 의료기관 및 보건기관을 대상으로 함
 - 요양급여비용 청구기관이 건강보험심사평가원에 신고한 인력, 시설, 장비 자료만을 대상으로 연도 말 기준으로 산출함
 - 질병통계는 요양기관에서 환자진료 중 진단명이 확정되지 않은 상태에서 환자의 호소, 증세 등에 따라 일차진단명을 부여하고 청구한 내역 중 주진단명 기준으로 발췌한 것이므로, 실제 최종 확정된 질병과는 다를 수 있음
- ※ 특히, “법정감염병” 관련 통계는 질병관리청에서 공표한 자료와는 수집하는 방식이 서로 다르기 때문에 차이가 있음
- 계수가 단위미만인 경우 반올림 하였으므로 각 항목의 합과 일치하지 않을 수 있음
 - 통계표 중 전년도 연보와 일치하지 않을 경우에는 금년 호에서 정정된 것임

▶ 통계연보 연혁

- 【1980~1999】 의료보험통계연보 발간(공·교 의료보험관리공단, 의료보험연합회 각각 발간)
- 【2000~2004】 1999년도~2003년도 **건강보험통계연보** 발간(국민건강보험공단 발간)
 - 국가승인통계 승인번호 제35001호 등록
- 【2001~2004】 2000년도~2003년도 **건강보험심사평가통계연보** 발간(건강보험심사평가원 발간)
- 【2005】 국민건강보험공단-건강보험심사평가원 **공동발간 시작**(2004년도 건강보험통계연보부터)
- 【2010】 국가승인통계 승인번호 **제920006호**로 변경(등록 명의 변경: 공단-심사평가원 공동)
- 매년 정례적으로 발간

▶ 자료문의

「국민건강보험공단 빅데이터사업실 통계관리부」 ☎ 033-736-2463, 2469 (<http://www.nhis.or.kr>)

「건강보험심사평가원 빅데이터실 빅데이터전략부」 ☎ 033-739-1041, 1054 (<http://www.hira.or.kr>)

※ 통계자료실에 통계연보를 포함한 다양한 통계자료를 수록하였으니 많은 이용 바랍니다.

- Healthcare service institutions statistics differ from the number and workforce of medical institutions, public health institutions, pharmacies, etc. according to the Medical Service Act, Pharmaceutical Affairs Act, etc. based on the following criteria:
 - Targeted at medical institutions and public health institutions that claim healthcare benefits
 - Healthcare service institution statistics are produced based on only the year-end data of personnel, facility, and equipment reported by each benefit-claiming provider to HIRA.
- Disease statistics are extracted based on the principal diagnosis name from the details claimed after assigning the primary diagnosis name based on the patient's complaints and symptoms when the diagnosis has not yet been confirmed during patient treatment at a healthcare service institution. Thus, the statistics may differ from the final disease confirmed.
- ※ In particular, “Nationally notifiable infectious disease” related statistics differ from the data published by the Korea Disease Control and Prevention Agency because the collection method is different.
- Coefficients less than a unit may not match the sum of each item because they have been rounded.
- Statistical tables not matching the previous year’s annual report have been corrected in this year’s issue.

▶ **Synopsis of Statistical Yearbook History**

- **【1980~1999】** Published the Medical Insurance Statistical Yearbook (by the Government Employees Medical Insurance Service, Teachers Medical Insurance Service, and the Federation of Korean Medical Insurance Societies, respectively)
- **【2000~2004】** Published the National Health Insurance Statistical Yearbook from 1999 to 2003 (by the National Health Insurance Service)
 - Registered as Nationally Approved Statistics Approval No. 35001
- **【2001~2004】** Published the National Health Insurance Statistical Yearbook from 2000 to 2003 (by the Health Insurance Review & Assessment Service)
- **【2005】** Started to be jointly published by the National Health Insurance Service and the Health Insurance Review & Assessment Service (from the 2004 National Health Insurance Statistical Yearbook)
- **【2010】** Changed to Nationally Approved Statistics Approval No. 920006 (Registered name change: Jointly by the NHIS-HIRA)
- Regularly published annually

▶ **For inquiries, please contact us at:**

- 「Statistics Management Division, Department of Big Data Service, National Health Insurance Service」 ☎ 033-736-2463, 2469 (<http://www.nhis.or.kr>)
- 「Big Data Strategy Division, Big Data Department, Health Insurance Review & Assessment Service」 ☎ 033-739-1041, 1054 (<http://www.hira.or.kr>)
- ※ Please feel free to use the various statistical data including statistical yearbooks in the statistical archive.

주요 용어 및 약어

▶ 용어

① 요양기관

환자를(에게) 진료(투약)하는 기관으로서, 상급종합병원, 종합병원, 병원, 요양병원, 정신병원, 의원, 치과병원, 치과의원, 조산원, 보건의료원, 보건소, 보건지소, 보건진료소, 한방병원, 한의원, 약국 및 한국회귀·필수의약품센터를 총칭

② 진료비(요양급여비용)

요양기관에서 건강보험환자 진료에 소요된 비용으로 보험자부담금(공단부담금)과 환자 본인부담금을 합한 금액이며, 요양기관에서 청구한 총 진료비 중 심사 결정된 진료비

③ 급여비(공단부담금, 보험자부담금)

심사결정된 총진료비 중 법이 정한 환자본인부담금을 제외하고 보험자(공단)가 요양기관에 지급한 금액

④ 요양급여일수

입내원일수에 원내 투약일수를 포함한 일수. 단, 내원과 투약이 중복된 날은 1일로 산정. 약국 처방전의 요양급여일수는 투약일수를 의미

⑤ 입내원일수

건강보험 환자가 실제로 요양기관에 방문 또는 입원한 일수

⑥ 진료실인원수

건강보험 가입자중 1년간(1.1.~12.31.) 진료 받은 환자수로 상병별, 월별, 요양기관종별로 실인원을 각각 산정하여 합산하는 경우 중복인원이 있을 수 있어 총 실인원수와 일치하지 않음

⑦ 청구건수

요양기관에서 환자를(에게) 진료(투약)한 후 건강보험 요양급여비용 청구방법에 의거 작성한 요양급여비용 명세서 건수

⑧ 원외처방횟수

요양기관에서 원외처방전을 발행한 횟수

⑨ 원외처방일수

원외처방전에 의하여 조제투약 하도록 처방한 일수

TERMS AND ABBREVIATIONS

► Terms

① Provider

Collective name for institutions that provide treatment (administration) to patients, including tertiary general hospitals, general hospitals, hospitals, long-term care hospitals, mental hospitals, clinics, dental hospitals, dental clinics, midwives, public health care clinics, public health care centers, branches of public health care centers, public health care posts, oriental medical hospitals, oriental medical clinics, pharmacies, and Korea Orphan & Essential Drug Center.

② Medical Expenses

The total cost rendered during the treatment and determined to be valid by the HIRA review process. The medical expenses is the sum of the co-payment (paid by the patient) and the insurance benefit (paid by NHIS).

③ Benefits (Paid by NHIS)

The amount of benefit paid by the insurer (NHIS) to the provider, out of the total medical fee determined by HIRA review. (Excluding co-payment paid by the patient)

④ (Number of) Reimbursed days (Treatment days)

The number of total treatment days indicated in the claim statement which includes drug prescription days without medical treatment.

⑤ (Number of) Visits

The number of visits or the number of hospitalized days of the patient indicated in the claim statement

⑥ (Number of) Patients

Number of patients received treatment for one year (January 1 to December 31) among health insurance subscribers. This number may not match the total number of actual patients since there may be overlapping patients if it is calculated and added up by disease, month, and type of care institution.

⑦ (Number of) Claims

Number of completed claims rendered at providers based on NHI benefit claim guideline after healthcare service (drug) was delivered to patients.

⑧ Prescription times(Number of Prescriptions)

The numbers of prescription issued in providers for outpatients

⑨ (Number of) Prescription Days

The number of drug administration days indicated by the outpatient prescription

▶ 지표 산출기준

- 수진횟수 = 연간 입내원일수/연도말 적용인구
- 수지율 = 보험급여비/보험료수입(총수지율 = 총지출/총수입)
- 일당 진료비 = 총진료비/진료일수
- 건당 급여비 = 급여비/청구건수
- 건당 입내원일수 = 입내원일수/청구건수
- 입내원일당 급여비 = 급여비/입내원일수
- 요양급여일당 급여비 = 급여비/요양급여일수
- 원외처방률 = 원외처방횟수/입내원일수 × 100
- 원외처방횟수당 처방일수 = 원외처방일수/원외처방횟수

▶ 부 호

- 0 단위미만
- 해당숫자없음
- 자료미상

▶ 약 어

- 성별: M(남), F(여)
- 진료형태별: I.P(입원), O.P(외래), D.I(치과입원), D.O(치과외래), O.I(한방입원), O.O(한방외래), P(약국)
- 요양기관종별: T.H(상급종합병원), G.H(종합병원), H(병원), C(의원), D.H(치과병원), D.C(치과의원), K.H(한방병원), K.C(한방의원), H.C(보건기관), M(조산원), P(약국)
- 직역종별: I.W.(직장), C.E.(근로자), G.&T.(공무원 및 교직원), S.E.(지역), S.E.U.(시지역), S.E.R.(군지역), O.M.I.(직종), V.M.I.(임의), I.W.(직장)=C.E.(근로자)+G&T (공무원 및 교직원)

► Indicator result calculation standards

- Average Number of visit = $\text{Visit(Inpatient) Days} / \text{Covered population at year end}$
- Rate of Benefits to contributions = $\text{Benefits} / \text{contributions} (\text{Rate of expenditure to revenue} = \text{expenditure} / \text{revenue})$
- Medical expenses per day = $\text{Total medical expenses} / \text{Reimbursed days}$
- Benefits per claim = $\text{Benefits} / \text{Claims}$
- Visits (Reimbursed days) per Claim = $\text{Visits (Reimbursed days)} / \text{Claims}$
- Benefits per visit = $\text{Benefits} / \text{Visits}$
- Benefits per reimbursed days = $\text{Benefits} / \text{Reimbursed days}$
- Outpatient prescription rate = $\text{Numbers of outpatient prescription} / \text{Visits} \times 100$
- Prescription days per outpatient prescription = $\text{Prescription days} / \text{Prescription times}$

► Symbol

- 0 Less than the unit value
- Not Applicable
- Not Available

► Abbreviation

- Gender: M(male), F(female)
- Treatment Type: I.P (Inpatient), O.P (Outpatient), D.I (Dental Inpatient), D.O (Dental Outpatient), O.I (Oriental Inpatient), O.O (Oriental Outpatient), P(Pharmacy)
- Type of Medical Care Institution: T.H (Tertiary Hospital), G.H (General Hospital), H (Hospital), C (Clinic), D.H (Dental Hospital), D.C (Dental Clinic), O.H (Oriental Hospital), O.C (Oriental Clinic), H.C (Health Center), M (Midwifery Clinic), P (Pharmacy)
- Category: I.W. (Medical Insurance Program for Industrial Workers), C.E. (Company Employee), G&T (Government Employees and private school Teachers), S.E. (Medical Insurance Program for Self-Employees), S.E.U. (Self-Employees in Urban Area), S.E.R. (Self-Employees in Rural Area), O.M.I. (Occupational Medical Insurance), V.M.I. (Voluntary Medical Insurance), I.W. (Industrial Workers) = C.E. (Company Employee) + G&T (Government Employees and private school Teachers)

차 례

제 I 편 건강보험 일반 현황

제 1 장 적용인구

제 I -1표	연도별 보험자수 현황	5
제 I -2표	연도별 의료보장 적용인구 현황	6
제 I -3표	시도별 연령별 성별 적용인구 현황(의료보장)	8
제 I -3-1표	시도별 연령별 성별 적용인구 현황(건강보험)	10
제 I -3-2표	시도별 연령별 성별 적용인구 현황(직장)	12
제 I -3-3표	시도별 연령별 성별 적용인구 현황(지역)	14
제 I -3-4표	시도별 연령별 성별 적용인구 현황(의료급여)	16
제 I -4표	월별 적용인구 현황	18
제 I -5표	시·군·구별 적용인구 현황	20
제 I -6표	가입자 및 피부양자, 사업장 월별 변동 현황(직장)	28
제 I -6-1표	시도별 월별 세대수 및 가입자 변동 현황(지역)	30
제 I -7표	사업장 규모별 적용인구 현황(직장)	32
제 I -8표	시도별 외국인 및 재외국민 적용인구 현황	34

제 2 장 요양기관

요양기관 통계 자료 이용시 유의사항		39
제 I -9표	지역별 종별 요양기관 현황	40
제 I -10표	종별 설립구분별 요양기관 현황	42
제 I -11표	지역별 설립구분별 요양기관 현황	44
제 I -12표	지역별 표시과목별 의원 현황	46
제 I -13표	요양기관 종별 인력 현황 I (의사, 약사 등)(계)	48
제 I -13-1표	요양기관 종별 인력 현황 I (의사, 약사 등)(남자)	50
제 I -13-2표	요양기관 종별 인력 현황 I (의사, 약사 등)(여자)	52

Contents

Chap. I General Statistics in Health Insurance

Section 1 Beneficiaries of Health Insurance

Table I-1	Number of Insurers by Year	5
Table I-2	Beneficiaries of Health Insurance & Medical Aid by Year	6
Table I-3	Beneficiaries by Province, Age and Gender(Health Insurance & Medical Aid) ..	8
Table I-3-1	Beneficiaries by Province, Age and Gender(Health Insurance)	10
Table I-3-2	Beneficiaries by Province, Age and Gender(I.W.)	12
Table I-3-3	Beneficiaries by Province, Age and Gender(S.E.)	14
Table I-3-4	Beneficiaries by Province, Age and Gender(Medical Aid)	16
Table I-4	Beneficiaries by Month	18
Table I-5	Beneficiaries by District	20
Table I-6	Changes in Qualification of Insured and Dependents, and Establishments by Month(I.W.)	28
Table I-6-1	Changes in Qualification of Households and Insured, and Establishment by Month(S.E.)	30
Table I-7	Beneficiaries by Industrial Class(I.W.)	32
Table I-8	Number of Foreigner overseas Korean by Province	34

Section 2 Provider

Instructions for using provider statistics data		39
Table I -9	Provider data by Region and Provider type	40
Table I -10	Provider data by type of provider type and establishment	42
Table I -11	Provider data by region and type of establishment	44
Table I -12	Clinic data by region and departments	46
Table I -13	Medical personnel data by provider type I (Doctior, Pharmacist, etc.)(Total)	48
Table I -13-1	Medical personnel data by provider type I (Doctior, Pharmacist, etc.)(Male)	50
Table I -13-2	Medical personnel data by provider type I (Doctior, Pharmacist, etc.)(Female)	52

제 I-14표	요양기관 종별 인력 현황II(간호사 및 기타인원)	54
제 I-15표	요양기관 지역별 인력 현황 I(의사, 약사 등)(계)	56
제 I-15-1표	요양기관 지역별 인력 현황 I(의사, 약사 등)(남자)	58
제 I-15-2표	요양기관 지역별 인력 현황 I(의사, 약사 등)(여자)	60
제 I-16표	요양기관 지역별 인력 현황II(간호사 및 기타인원)	62
제 I-17표	요양기관 종별 전문과목별 전문의 현황(계)	64
제 I-17-1표	요양기관 종별 전문과목별 전문의 현황(계)(남자)	66
제 I-17-2표	요양기관 종별 전문과목별 전문의 현황(계)(여자)	68
제 I-18표	요양기관 지역별 전문과목별 전문의 현황(계)	70
제 I-18-1표	요양기관 지역별 전문과목별 전문의 현황(계)(남자)	72
제 I-18-2표	요양기관 지역별 전문과목별 전문의 현황(계)(여자)	74
제 I-19표	요양기관 종별 입원실 현황	76
제 I-20표	요양기관 지역별 입원실 현황	78
제 I-21표	요양기관 종별 특수진료실 현황	80
제 I-22표	요양기관 지역별 특수진료실 현황	82
제 I-23표	요양기관 지역별 진단방사선·특수의료장비 현황	84
제 I-24표	요양기관 종별 의료장비 현황	86

제 II 편 건강보험 재정 현황

2023년도 보험료 산정 방법	91
지역보험료 부과요소별 점수표	93
제II-1표 연도별 건강보험 재정현황	94
제II-2표 월별 시도별 보험료 현황(총계)	96
제II-3표 보수월액 구간별 가입자 및 보험료 부담현황(직장)	98
제II-4표 사업장 규모별 보험료 현황(직장)	100
제II-5표 업종별 보험료 현황(직장)	101
제II-6표 산정보험료 점수구간별 현황(지역)	102
제II-7표 보험료분위별 보험료 현황	106
제II-8표 연도별 건강보험 주요지표(총괄)	108

Table I -14	Medical personnel data by provider typeII(Nurse and Other staff)	54
Table I -15	Medical personnel data by region I (Doctior, Pharmacist, etc.)(Total)	56
Table I -15-1	Medical personnel data by region I (Doctior, Pharmacist, etc.)(Male)	58
Table I -15-2	Medical personnel data by region I (Doctior, Pharmacist, etc.)(Female)	60
Table I -16	Medical personnel data by regionII(Nurse and Other staff)	62
Table I -17	Specialist data by provider type and speciality(Total)	64
Table I -17-1	Specialist data by provider type and speciality(Male)	66
Table I -17-2	Specialist data by provider type and speciality(Female)	68
Table I -18	Specialist data by region and speciality(Total)	70
Table I -18-1	Specialist data by region and speciality(Male)	72
Table I -18-2	Specialist data by region and speciality(Female)	74
Table I -19	Ward data by provider type	76
Table I -20	Ward data by region	78
Table I -21	Special care unit data by provider type	80
Table I -22	Special care unit data by region	82
Table I -23	Diagnostic radiographic equipment and special medical equipment data by region	84
Table I -24	Medical equipments by provider type	86

Chap. II Financial Indicators in Health Insurance

TableII-1	Financial Indicators of N.H.I.C by Year	94
TableII-2	Revenues of Contribution by Month and Province(Total)	96
TableII-3	Employment Members Contribution by Monthly Wage(I.W.)	98
TableII-4	Contribution by Scale of Workplace(I.W.)	100
TableII-5	Contribution by Business Type of Workplace(I.W.)	101
TableII-6	Computed Contribution by Point(S.E)	102
TableII-7	Distribution of Contributions by vigintile of Contribution	106
TableII-8	Major Indicators of Health Insurance by Year(Total)	108

제II-9표	직장가입자 보수 외 소득월액보험료 현황	110
제II-10표	연도별 정부지원금 현황	111

제 III 편 건강보험 진료현황

제 1 장 국민건강보험공단 진료현황

건강보험 수가인상률	118
요양기관 유형별 환산지수	119
제III-1표 연도별 보험급여 지급현황	120
제III-2표 시·군·구별 진료형태별 진료현황(총계)	122
제III-3표 시도별 현금급여 지급현황	146
제III-4표 요양기관종별 진료형태별 진료현황(총계)	148
제III-4-1표 요양기관종별 진료형태별 진료현황(직장)	150
제III-4-2표 요양기관종별 진료형태별 진료현황(지역)	152
제III-5표 월별 진료형태별 진료현황(총계)	154
제III-5-1표 월별 진료형태별 진료현황(직장)	156
제III-5-2표 월별 진료형태별 진료현황(지역)	158
제III-6표 연령별 성별 진료현황(총계)	160
제III-6-1표 연령별 성별 진료현황(직장)	162
제III-6-2표 연령별 성별 진료현황(지역)	164
제III-7표 연령별 성별 진료현황(의료기관 소계)	166
제III-7-1표 연령별 성별 진료현황(입원)	168
제III-7-2표 연령별 성별 진료현황(외래)	170
제III-8표 연령별 성별 진료현황(약국 소계)	172
제III-9표 연령별 성별 요양기관종별 평균 수진횟수(총계)	174
제III-9-1표 연령별 성별 요양기관종별 평균 수진횟수(직장)	178
제III-9-2표 연령별 성별 요양기관종별 평균 수진횟수(지역)	182
제III-10표 연령별 연간진료비 구간별 실인원 및 진료비 현황(총계)	186
제III-11표 연령별 연간진료비 구간별 실인원 및 진료비 현황(입원)	190
제III-12표 연령별 연간진료비 구간별 실인원 및 진료비 현황(외래)	194

TableII-9	Current statistics on monthly insurance premiums for employment provided policyholders based on income other than remuneration	110
TableII-10	Government Subsidies of Health Insurance by Year	111

Chap. III Benefits in Health Insurance

Section 1 NHIS Service benefits

Rate of Adjustment for Medical Fee in the Insurance Scheme		118
Unit Price by type of provider		119
TableIII-1	Benefits by Year	120
TableIII-2	Service Benefits by District and Benefit Type(Total)	122
TableIII-3	Cash Benefits by Province	146
TableIII-4	Service Benefits by Type of Provider(Total)	148
TableIII-4-1	Service Benefits by Type of Provider(I.W.)	150
TableIII-4-2	Service Benefits by Type of Provider(S.E.)	152
TableIII-5	Service Benefits by Month(Total)	154
TableIII-5-1	Service Benefits by Month(I.W.)	156
TableIII-5-2	Service Benefits by Month(S.E.)	158
TableIII-6	Service Benefits by Age and Gender(Total)	160
TableIII-6-1	Service Benefits by Age and Gender(I.W.)	162
TableIII-6-2	Service Benefits by Age and Gender(S.E.)	164
TableIII-7	Service Benefits by Age and Gender(Inpatient & Outpatient)	166
TableIII-7-1	Service Benefits by Age and Gender(Inpatient)	168
TableIII-7-2	Service Benefits by Age and Gender(Outpatient)	170
TableIII-8	Service Benefits by Age and Gender(Pharmacy)	172
TableIII-9	Average Visit Days by Age, Gender and Type of Provider(Total)	174
TableIII-9-1	Average Visit Days by Age, Gender and Type of Provider(I.W.)	178
TableIII-9-2	Average Visit Days by Age, Gender and Type of Provider(S.E.)	182
TableIII-10	Number of patients and Total Medical Expense by Patient Age and Annual Medical Expense(Total)	186
TableIII-11	Number of patients and Total Medical Expense by Patient Age and Annual Medical Expense(Inpatient)	190
TableIII-12	Number of patients and Total Medical Expense by Patient Age and Annual Medical Expense(Outpatient)	194

제Ⅲ-13표	연령별 연간진료비 구간별 실인원 및 진료비 현황(약국 소계)	198
--------	---	-----

제 2 장 건강보험심사평가원 진료현황

제Ⅲ-14표	연도별 진료현황	204
제Ⅲ-15표	요양기관종별 진료현황(계)	206
제Ⅲ-15-1표	요양기관종별 진료현황(0~4세)	208
제Ⅲ-15-2표	요양기관종별 진료현황(5~9세)	210
제Ⅲ-15-3표	요양기관종별 진료현황(10~14세)	212
제Ⅲ-15-4표	요양기관종별 진료현황(15~19세)	214
제Ⅲ-15-5표	요양기관종별 진료현황(20~24세)	216
제Ⅲ-15-6표	요양기관종별 진료현황(25~29세)	218
제Ⅲ-15-7표	요양기관종별 진료현황(30~34세)	220
제Ⅲ-15-8표	요양기관종별 진료현황(35~39세)	222
제Ⅲ-15-9표	요양기관종별 진료현황(40~44세)	224
제Ⅲ-15-10표	요양기관종별 진료현황(45~49세)	226
제Ⅲ-15-11표	요양기관종별 진료현황(50~54세)	228
제Ⅲ-15-12표	요양기관종별 진료현황(55~59세)	230
제Ⅲ-15-13표	요양기관종별 진료현황(60~64세)	232
제Ⅲ-15-14표	요양기관종별 진료현황(65~69세)	234
제Ⅲ-15-15표	요양기관종별 진료현황(70~74세)	236
제Ⅲ-15-16표	요양기관종별 진료현황(75~79세)	238
제Ⅲ-15-17표	요양기관종별 진료현황(80~84세)	240
제Ⅲ-15-18표	요양기관종별 진료현황(85세이상)	242
제Ⅲ-16표	월별 진료현황(계)	244
제Ⅲ-16-1표	월별 진료현황(의료기관 및 보건기관)	246
제Ⅲ-16-2표	월별 진료현황(약국)	248

제Ⅳ 편 건강보험 심사실적

제Ⅳ-1표	연도별 진료비 심사실적	253
제Ⅳ-2표	요양기관종별 진료비 심사실적	254

TableIII-13	Number of patients and Total Medical Expense by Patient Age and Annual Medical Expense(Pharmacy) ...	198
-------------	--	-----

Section 2 HIRA Service benefits

TableIII-14	Current status of annual benefit cost	204
TableIII-15	Current status of annual benefit cost by the type of institution (Total)	206
TableIII-15-1	Current status of annual benefit cost by the type of institution (Ages 0~4)	208
TableIII-15-2	Current status of annual benefit cost by the type of institution (Ages 5~9)	210
TableIII-15-3	Current status of annual benefit cost by the type of institution (Ages 10~14)	212
TableIII-15-4	Current status of annual benefit cost by the type of institution (Ages 15~19)	214
TableIII-15-5	Current status of annual benefit cost by the type of institution (Ages 20~24)	216
TableIII-15-6	Current status of annual benefit cost by the type of institution (Ages 25~29)	218
TableIII-15-7	Current status of annual benefit cost by the type of institution (Ages 30~34)	220
TableIII-15-8	Current status of annual benefit cost by the type of institution (Ages 35~39)	222
TableIII-15-9	Current status of annual benefit cost by the type of institution (Ages 40~44)	224
TableIII-15-10	Current status of annual benefit cost by the type of institution (Ages 45~49)	226
TableIII-15-11	Current status of annual benefit cost by the type of institution (Ages 50~54)	228
TableIII-15-12	Current status of annual benefit cost by the type of institution (Ages 55~59)	230
TableIII-15-13	Current status of annual benefit cost by the type of institution (Ages 60~64)	232
TableIII-15-14	Current status of annual benefit cost by the type of institution (Ages 65~69)	234
TableIII-15-15	Current status of annual benefit cost by the type of institution (Ages 70~74)	236
TableIII-15-16	Current status of annual benefit cost by the type of institution (Ages 75~79)	238
TableIII-15-17	Current status of annual benefit cost by the type of institution (Ages 80~84)	240
TableIII-15-18	Current status of annual benefit cost by the type of institution (Over Ages 85) ..	242
TableIII-16	Current status of monthly benefit cost (Total)	244
TableIII-16-1	Current status of monthly benefit cost (Medical institution)	246
TableIII-16-2	Current status of monthly benefit cost (Pharmacy)	248

Chap.IV Benefit claim review records of National Health Insurance

TableIV-1	Review Records by Year	253
TableIV-2	Review Records by Provider Type	254

제Ⅳ-3표	월별 진료비 심사실적(계)	256
제Ⅳ-3-1표	월별 진료비 심사실적(의료기관 및 보건기관)	258
제Ⅳ-3-2표	월별 진료비 심사실적(약국)	260
제Ⅳ-4표	요양기관소재지별 진료비 심사실적	
제Ⅳ-4-1표	요양기관소재지별 진료비 심사실적(서울)	262
제Ⅳ-4-2표	요양기관소재지별 진료비 심사실적(부산)	264
제Ⅳ-4-3표	요양기관소재지별 진료비 심사실적(대구)	266
제Ⅳ-4-4표	요양기관소재지별 진료비 심사실적(인천)	268
제Ⅳ-4-5표	요양기관소재지별 진료비 심사실적(광주)	270
제Ⅳ-4-6표	요양기관소재지별 진료비 심사실적(대전)	272
제Ⅳ-4-7표	요양기관소재지별 진료비 심사실적(울산)	274
제Ⅳ-4-8표	요양기관소재지별 진료비 심사실적(세종)	276
제Ⅳ-4-9표	요양기관소재지별 진료비 심사실적(경기)	278
제Ⅳ-4-10표	요양기관소재지별 진료비 심사실적(강원)	280
제Ⅳ-4-11표	요양기관소재지별 진료비 심사실적(충북)	282
제Ⅳ-4-12표	요양기관소재지별 진료비 심사실적(충남)	284
제Ⅳ-4-13표	요양기관소재지별 진료비 심사실적(전북)	286
제Ⅳ-4-14표	요양기관소재지별 진료비 심사실적(전남)	288
제Ⅳ-4-15표	요양기관소재지별 진료비 심사실적(경북)	290
제Ⅳ-4-16표	요양기관소재지별 진료비 심사실적(경남)	292
제Ⅳ-4-17표	요양기관소재지별 진료비 심사실적(제주)	294
제Ⅳ-5표	의원급 표시과목별 진료비 심사실적(계)	296
제Ⅳ-5-1표	의원급 표시과목별 진료비 심사실적(입원)	298
제Ⅳ-5-2표	의원급 표시과목별 진료비 심사실적(외래)	300
제Ⅳ-6-1표	내원일당 진료비크기별 심사실적(입원)	302
제Ⅳ-6-2표	내원일당 진료비크기별 심사실적(외래)	314
제Ⅳ-7표	진료내역 항목별 진료비 심사실적	328
제Ⅳ-8표	처방일수별 요양기관 종별 원외처방횟수	330
제Ⅳ-9표	질병군 범주별(DRG) 진료비 심사실적	334

TableIV-3	Review Records by Month(Total)	256
TableIV-3-1	Review Records by Month(Medical Institution and Community health agency) ...	258
TableIV-3-2	Review Records by Month(Pharmacy)	260
TableIV-4	Review Records by Location of the Provider	
TableIV-4-1	Review Records by Location of the Provider(Seoul)	262
TableIV-4-2	Review Records by Location of the Provider(Busan)	264
TableIV-4-3	Review Records by Location of the Provider(Daegu)	266
TableIV-4-4	Review Records by Location of the Provider(Incheon)	268
TableIV-4-5	Review Records by Location of the Provider(Gwangju)	270
TableIV-4-6	Review Records by Location of the Provider(Daejeon)	272
TableIV-4-7	Review Records by Location of the Provider(Ulsan)	274
TableIV-4-8	Review Records by Location of the Provider(Sejong)	276
TableIV-4-9	Review Records by Location of the Provider(Gyeonggi)	278
TableIV-4-10	Review Records by Location of the Provider(Gangwon)	280
TableIV-4-11	Review Records by Location of the Provider(Chungbuk)	282
TableIV-4-12	Review Records by Location of the Provider(Chungnam)	284
TableIV-4-13	Review Records by Location of the Provider(Jeonbuk)	286
TableIV-4-14	Review Records by Location of the Provider(Jeonnang)	288
TableIV-4-15	Review Records by Location of the Provider(Gyeongbuk)	290
TableIV-4-16	Review Records by Location of the Provider(Gyeongnam)	292
TableIV-4-17	Review Records by Location of the Provider(Jeju)	294
TableIV-5	Review Records by Department of Clinics(Total)	296
TableIV-5-1	Review Records by Department of Clinics(Inpatient)	298
TableIV-5-2	Review Records by Department of Clinics(Outpatient)	300
TableIV-6-1	Review Records per Visit(Inpatient)	302
TableIV-6-2	Review Records per Visit(Outpatient)	314
TableIV-7	Review Records by Treatment Category	328
TableIV-8	Prescription Times per Prescription day and by Provider Type	330
TableIV-9	Review Records by Diagnosis Related Group	334

제Ⅳ-10표	질병군 세부 분류별 진료비 심사실적(계)	336
제Ⅳ-10-1표	질병군 세부 분류별 진료비 심사실적(상급종합병원)	338
제Ⅳ-10-2표	질병군 세부 분류별 진료비 심사실적(종합병원)	340
제Ⅳ-10-3표	질병군 세부 분류별 진료비 심사실적(병원)	342
제Ⅳ-10-4표	질병군 세부 분류별 진료비 심사실적(의원)	344
제Ⅳ-11표	방문일당 약제비 크기별 진료비 심사실적(처방조제) (계)	346
제Ⅳ-11-1표	방문일당 약제비 크기별 진료비 심사실적(처방조제) (상급종합병원)	348
제Ⅳ-11-2표	방문일당 약제비 크기별 진료비 심사실적(처방조제) (종합병원)	350
제Ⅳ-11-3표	방문일당 약제비 크기별 진료비 심사실적(처방조제) (병원)	352
제Ⅳ-11-4표	방문일당 약제비 크기별 진료비 심사실적(처방조제) (요양병원)	354
제Ⅳ-11-5표	방문일당 약제비 크기별 진료비 심사실적(처방조제) (정신병원)	356
제Ⅳ-11-6표	방문일당 약제비 크기별 진료비 심사실적(처방조제) (의원)	358
제Ⅳ-11-7표	방문일당 약제비 크기별 진료비 심사실적(처방조제) (치과병원)	360
제Ⅳ-11-8표	방문일당 약제비 크기별 진료비 심사실적(처방조제) (치과의원)	362
제Ⅳ-11-9표	방문일당 약제비 크기별 진료비 심사실적(처방조제) (보건기관)	364
제Ⅳ-11-10표	방문일당 약제비 크기별 진료비 심사실적(처방조제) (한방병원)	366
제Ⅳ-12표	방문일당 약제비 크기별 진료비 심사실적(직접조제)	368
제Ⅳ-13표	투약일수별 처방전발행기관종별 원외처방전건수	370
제Ⅳ-14표	치과 소재지별 요양기관종별 진료비 심사실적	372
제Ⅳ-15표	치과 연령별 성별 진료비 심사실적	376
제Ⅳ-16표	한방 소재지별 요양기관종별 진료비 심사실적	378
제Ⅳ-17표	한방 연령별 성별 진료비 심사실적	382
제Ⅳ-18표	약국 조제행위별 진료비 심사실적	384
제Ⅳ-19표	요양기관 종별 분만 진료비 심사실적	385
제Ⅳ-20표	요양기관소재지별 분만 진료비 심사실적	386
제Ⅳ-21표	초·경산별 분만 진료비 심사실적	387
제Ⅳ-22표	암 상병별 진료비 심사실적(입원)	388
제Ⅳ-23표	암 상병별 진료비 심사실적(외래)	392

TableIV-10	Detailed Review Records by Diagnosis Related Group(Total)	336
TableIV-10-1	Detailed Review Records by Diagnosis Related Group (Tertiary Hospital)	338
TableIV-10-2	Detailed Review Records by Diagnosis Related Group (General Hospital)	340
TableIV-10-3	Detailed Review Records by Diagnosis Related Group (Hospital)	342
TableIV-10-4	Detailed Review Records by Diagnosis Related Group (Clinic)	344
TableIV-11	Review Records by the Amount of Drug cost per visit(By prescription) (Total)	346
TableIV-11-1	Review Records by the Amount of Drug cost per visit(By prescription) (Tertiary Hospital) ...	348
TableIV-11-2	Review Records by the Amount of Drug cost per visit(By prescription) (General Hospital) ...	350
TableIV-11-3	Review Records by the Amount of Drug cost per visit(By prescription) (Hospital)	352
TableIV-11-4	Review Records by the Amount of Drug cost per visit(By prescription) (Healthcare Institute) ..	354
TableIV-11-5	Review Records by the Amount of Drug cost per visit(Prescription) (Psychiatric hospital) ...	356
TableIV-11-6	Review Records by the Amount of Drug cost per visit(By prescription) (Clinic)	358
TableIV-11-7	Review Records by the Amount of Drug cost per visit(By prescription) (Dental hospital)	360
TableIV-11-8	Review Records by the Amount of Drug cost per visit(By prescription) (Dental clinic)	362
TableIV-11-9	Review Records by the Amount of Drug cost per visit(By prescription) (Health center)	364
TableIV-11-10	Review Records by the Amount of Drug cost per visit(By prescription) (Oriental Hospital) ..	366
TableIV-12	Review Records by the Amount of Drug cost per visit(Without prescription)	368
TableIV-13	Prescription times per Prescription day and by Provider Type	370
TableIV-14	Dental Claim Review Records by Location of Provider	372
TableIV-15	Dental Claim Review Records by Age and Gender	376
TableIV-16	Oriental Medicine Claim Review Records by Location of Provider	378
TableIV-17	Oriental Medicine Claim Review Records by Age and Gender	382
TableIV-18	Review Records of Pharmacy Dispensing	384
TableIV-19	Review Records of Delivery by Provider Type	385
TableIV-20	Review Records of Delivery by Location of Provider	386
TableIV-21	Review Records of Delivery by the Type of Parity	387
TableIV-22	Review Records of cancer procedures (Inpatient)	388
TableIV-23	Review records of non-cancer procedures (Inpatient)	392

제V편 요양급여 적정성평가

제V-1표	요양기관종별 약제평가 항목별 지표	399
제V-2표	의원 표시과목별 약제평가 항목별 지표	400
제V-3표	다발성 질병별 약제평가 항목별 지표	
제V-3-1표	다발성 질병별 약제평가 항목별 지표(상급종합병원)	402
제V-3-2표	다발성 질병별 약제평가 항목별 지표(종합병원)	403
제V-3-3표	다발성 질병별 약제평가 항목별 지표(병원)	404
제V-3-4표	다발성 질병별 약제평가 항목별 지표(치과병원)	405
제V-3-5표	다발성 질병별 약제평가 항목별 지표(치과의원)	405
제V-4표	의원 표시과목별 다발성 질병별 약제평가 항목별 지표	406
제V-5-1표	요양기관종별 항생제 처방률	409
제V-5-2표	의원 표시과목별 항생제 처방률	409
제V-6표	의원 소재지별 약제평가 항목별 지표	410

평가지표 개요

약제급여 평가	412
---------------	-----

제 VI 편 질병통계

질병통계 자료 이용시 유의사항	417	
298질병분류	418	
제VI-1표	22대 분류별 진료현황	429
제VI-2표	298 질병분류별 연령별 진료현황(총계)	430
제VI-3표	질병소분류별 다빈도 상병 진료현황(계)	610
제VI-3-1표	질병소분류별 다빈도 상병 진료현황(남자)	620
제VI-3-2표	질병소분류별 다빈도 상병 진료현황(여자)	624
제VI-4표	질병소분류별 입원 다빈도 상병 진료현황(계)	628
제VI-4-1표	질병소분류별 입원 다빈도 상병 진료현황(남자)	638
제VI-4-2표	질병소분류별 입원 다빈도 상병 진료현황(여자)	642

Chap. V Quality assessment

Table V-1	Drug Assessment Indicators by Provider Type	399
Table V-2	Drug Assessment Indicators by Departments in Clinics	400
Table V-3	Drug Assessment Indicators of Frequent Occurring Diseases	
Table V-3-1	Drug Assessment Indicators of Frequently Occurring Diseases(Tertiary hospital)	402
Table V-3-2	Drug Assessment Indicators of Frequently Occurring Diseases(General hospital))	403
Table V-3-3	Drug Assessment Indicators of Frequently Occurring Diseases(Hospital)	404
Table V-3-4	Drug Assessment Indicators of Frequently Occurring Diseases(Dental hospital)	405
Table V-3-5	Drug Assessment Indicators of Frequently Occurring Diseases(Dental clinic)	405
Table V-4	Drug Assessment Indicators of Frequently Occurring Diseases by Department in Clinics ..	406
Table V-5-1	Antibiotics Prescription Rate by Provider Type	409
Table V-5-2	Antibiotics Prescription Rate by Departments in Clinic	409
Table V-6	Drug Assessment Indicators by Location of Clinic	410

Introduction of assessment indicators

Prescriptions: Assessment of Appropriate Prescriptions	412
--	-----

Chap. VI Diseases Statistics

Instructions for using disease statistics data		417
Classification of 298 Diseases		418
TableVI-1	Benefits by Classification of 22 Disease Categories	429
TableVI-2	Benefits by Classification of 298 Disease Categories by Age(Total)	430
TableVI-3	Benefits by Frequency of Disease(Total)	610
TableVI-3-1	Benefits by Frequency of Disease(Male)	620
TableVI-3-2	Benefits by Frequency of Disease(Female)	624
TableVI-4	Inpatient Benefits by Frequency of Disease(Total)	628
TableVI-4-1	Inpatient Benefits by Frequency of Disease(Male)	638
TableVI-4-2	Inpatient Benefits by Frequency of Disease(Female)	642

제VI-5표	질병소분류별 외래 다빈도 상병 진료현황(계)	646
제VI-5-1표	질병소분류별 외래 다빈도 상병 진료현황(남자)	656
제VI-5-2표	질병소분류별 외래 다빈도 상병 진료현황(여자)	660
제VI-6표	한방 22대 분류별 진료현황	664
제VI-7표	질병소분류별 다빈도 상병 진료현황(한방 계)	666
제VI-7-1표	질병소분류별 다빈도 상병 진료현황(한방 남자)	668
제VI-7-2표	질병소분류별 다빈도 상병 진료현황(한방 여자)	669
제VI-8표	질병소분류별 입원 다빈도 상병 진료현황(한방 계)	670
제VI-8-1표	질병소분류별 입원 다빈도 상병 진료현황(한방 남자)	672
제VI-8-2표	질병소분류별 입원 다빈도 상병 진료현황(한방 여자)	673
제VI-9표	질병소분류별 외래 다빈도 상병 진료현황(한방 계)	674
제VI-9-1표	질병소분류별 외래 다빈도 상병 진료현황(한방 남자)	676
제VI-9-2표	질병소분류별 외래 다빈도 상병 진료현황(한방 여자)	677
제VI-10표	65세이상 노인 질병소분류별 다빈도 상병 진료현황(계)	678
제VI-10-1표	65세이상 노인 질병소분류별 다빈도 상병 진료현황(남자)	680
제VI-10-2표	65세이상 노인 질병소분류별 다빈도 상병 진료현황(여자)	682
제VI-11표	65세이상 노인 질병소분류별 입원 다빈도 상병 진료현황(계)	684
제VI-11-1표	65세이상 노인 질병소분류별 입원 다빈도 상병 진료현황(남자)	686
제VI-11-2표	65세이상 노인 질병소분류별 입원 다빈도 상병 진료현황(여자)	688
제VI-12표	65세이상 노인 질병소분류별 외래 다빈도 상병 진료현황(계)	690
제VI-12-1표	65세이상 노인 질병소분류별 외래 다빈도 상병 진료현황(남자)	692
제VI-12-2표	65세이상 노인 질병소분류별 외래 다빈도 상병 진료현황(여자)	694
제VI-13표	65세이상 노인 질병소분류별 다빈도 상병 진료현황(한방 계)	696
제VI-13-1표	65세이상 노인 질병소분류별 다빈도 상병 진료현황(한방 남자)	698
제VI-13-2표	65세이상 노인 질병소분류별 다빈도 상병 진료현황(한방 여자)	699
제VI-14표	65세이상 노인 질병소분류별 입원 다빈도 상병 진료현황(한방 계)	700
제VI-14-1표	65세이상 노인 질병소분류별 입원 다빈도 상병 진료현황(한방 남자)	702
제VI-14-2표	65세이상 노인 질병소분류별 입원 다빈도 상병 진료현황(한방 여자)	703
제VI-15표	65세이상 노인 질병소분류별 외래 다빈도 상병 진료현황(한방 계)	704

TableVI-5	Outpatient Benefits by Frequency of Disease(Total)	646
TableVI-5-1	Outpatient Benefits by Frequency of Disease(Male)	656
TableVI-5-2	Outpatient Benefits by Frequency of Disease(Female)	660
TableVI-6	Benefits by Classification of 22 Disease Categories	664
TableVI-7	Benefits by Frequency of Disease(O.H&C Total)	666
TableVI-7-1	Benefits by Frequency of Disease(O.H&C Male)	668
TableVI-7-2	Benefits by Frequency of Disease(O.H&C Female)	669
TableVI-8	Inpatient Benefits by Frequency of Disease(O.H&C Total)	670
TableVI-8-1	Inpatient Benefits by Frequency of Disease(O.H&C Male)	672
TableVI-8-2	Inpatient Benefits by Frequency of Disease(O.H&C Female)	673
TableVI-9	Outpatient Benefits by Frequency of Disease(O.H&C Total)	674
TableVI-9-1	Outpatient Benefits by Frequency of Disease(O.H&C Male)	676
TableVI-9-2	Outpatient Benefits by Frequency of Disease(O.H&C Female)	677
TableVI-10	Benefits by Frequency of Disease in elderly man above the age of 65(Total)	678
TableVI-10-1	Benefits by Frequency of Disease in elderly man above the age of 65(Male)	680
TableVI-10-2	Benefits by Frequency of Disease in elderly man above the age of 65(Female) ...	682
TableVI-11	Inpatient Benefits by Frequency of Disease in elderly man above the age of 65(Total) ..	684
TableVI-11-1	Inpatient Benefits by Frequency of Disease in elderly man above the age of 65(Male) ..	686
TableVI-11-2	Inpatient Benefits by Frequency of Disease in elderly man above the age of 65(Female) ..	688
TableVI-12	Outpatient Benefits by Frequency of Disease in elderly man above the age of 65(Total) ...	690
TableVI-12-1	Outpatient Benefits by Frequency of Disease in elderly man above the age of 65(Male) ·	692
TableVI-12-2	Outpatient Benefits by Frequency of Disease in elderly man above the age of 65(Female) ·	694
TableVI-13	Benefits by Frequency of Disease in elderly man above the age of 65(O.H&C Total) ·	696
TableVI-13-1	Benefits by Frequency of Disease in elderly man above the age of 65(O.H&C Male) ..	698
TableVI-13-2	Benefits by Frequency of Disease in elderly man above the age of 65(O.H&C Female) ..	699
TableVI-14	Inpatient Benefits by Frequency of Disease in elderly man above the age of 65(O.H&C Total) ...	700
TableVI-14-1	Inpatient Benefits by Frequency of Disease in elderly man above the age of 65(O.H&C Male) ...	702
TableVI-14-2	Inpatient Benefits by Frequency of Disease in elderly man above the age of 65(O.H&C Female) ...	703
TableVI-15	Outpatient Benefits by Frequency of Disease in elderly man above the age of 65(O.H&C Total)	704

제VI-15-1표	65세이상 노인 질병소분류별 외래 다빈도 상병 진료현황(한방 남자)	706
제VI-15-2표	65세이상 노인 질병소분류별 외래 다빈도 상병 진료현황(한방 여자)	707
제VI-16표	시도별 신규 중증(암) 등록환자의 암유형별 등록인원현황	708
제VI-17표	시도별 신규 중증(암) 등록환자의 암유형별 진료인원 현황	710
제VI-18표	연령별 성별 신규 중증(암) 등록환자의 진료현황	712
제VI-19표	요양기관시도별 신규 중증(암) 등록환자의 암유형별 진료인원 현황	714
제VI-20표	시도별 전체 중증(암) 등록환자의 암유형별 등록인원 현황	716
제VI-21표	연령별 성별 전체 중증(암) 등록환자의 진료현황	718
제VI-22표	중증질환 산정특례 적용 연령별 성별 진료현황	720
제VI-23표	432 분류별 다빈도 증상 약국 직접조제 실적	728

제 VII 편 부 록

제VII-1표	인구추이	731
제VII-2표	인구성장의 구성요인	732
제VII-3표	생명표	733
제VII-4표	연령별 성별 추계인구	734
제VII-5표	경제활동인구, 취업자수 및 실업자수	736
제VII-6표	기대여명(OECD)	738
제VII-7표	영아사망률(OECD)	739
제VII-8표	총 병상수(OECD)	740
제VII-9표	환자1인당 평균재원일수(OECD)	741
건강보험통계연보 해설서		743

TableVI-15-1	Outpatient Benefits by Frequency of Disease in elderly man above the age of 65(O.H&C Male) ····	706
TableVI-15-2	Outpatient Benefits by Frequency of Disease in elderly man above the age of 65(O.H&C Female) ·	707
TableVI-16	Number of People Registered Newly as Patients with Serious. Disease or Cancer by Region and Cancer Type) ·····	708
TableVI-17	Number of People Treated among Those Registered Newly. as Patients with Serious Disease or Cancer by Region and Cancer Type) ··	710
TableVI-18	Treatments of People Registered Newly as Patients. with Serious Disease or Cancer by Age and Gender ········	712
TableVI-19	Number of People Treated among Those Registered Newly. as Patients with Serious Disease or Cancer by Region and Cancer Type ···	714
TableVI-20	Total Number of People Registered as Patients with Serious. Disease or Cancer by Region and Cancer Type ·····	716
TableVI-21	Total Treatments of People Registered as Patients. with Serious Disease or Cancer by Age and Gender ·····	718
TableVI-22	Current statistics by age and sex on the treatment of patients. with serious disease eligible for special case calculation ········	720
TableVI-23	Pharmacist's Dispensing Activities by Frequency of 432 Symptoms ·········	728

Chap.VII Appendix

TableVII-1	Trend of Population ·········	731
TableVII-2	Components of Population growth ·········	732
TableVII-3	Life Table ·········	733
TableVII-4	Estimates of midyear Population by Age and Gender ·········	734
TableVII-5	Economically Active Population, Employed and Unemployed ·········	736
TableVII-6	Life Expectancy at Each Age(OECD) ·········	738
TableVII-7	Neonatal Mortality Rates(OECD) ·········	739
TableVII-8	Inpatient Care Beds(OECD) ·········	740
TableVII-9	Average Length of Stay in inpatient care (OECD) ·········	741
	Guide for National Health Insurance Statistical Yearbook ·········	743

그림으로 보는 건강보험 주요통계

제Ⅰ편 건강보험 일반 현황

01 의료보장 적용인구 현황	2
02 사업장 적용현황	3
03 요양기관 현황	4
04 요양기관 종별 인력 현황	5

제Ⅱ편 건강보험 재정 현황

05 보험료 현황	6
06 보험료분위별 현황	7
07 1인당 연간 보험료 및 연간 급여비 현황	8
08 연도별 보험급여비 현황	9

제Ⅲ편 건강보험 진료현황

09 입내원일수 현황	10
10 연도별 진료현황	11
11 연도별 진료비 구간별 현황	12
12 노인(65세 이상) 진료비 현황	13

제Ⅳ편 건강보험 심사실적

13 연도별 진료비 심사실적	14
14 요양기관 종별 진료비 심사실적	15
15 요양기관 소재지별 진료비 심사실적	16
16 의원 표시과목별 진료비 심사실적	17
17 처방일수별 요양기관 종별 원외처방횟수	18
18 질병군 범주별(DRG) 진료비 심사실적	19
19 분만 진료비 심사실적	20

제Ⅴ편 요양급여 적정성평가

20 약제 요양급여 적정성 평가	21
-------------------------	----

제Ⅵ편 질병통계

21 만성질환 진료현황	22
22 중증질환 산정특례 진료현황	23

01 의료보장 적용인구 현황

▣ 2023년 의료보장 적용인구 5,297만 명, 건강보험 적용인구 5,145만 명

- 2023년 건강보험 적용인구 중 직장 가입자는 3,637만 명, 지역 가입자는 1,509만 명
- 건강보험 적용인구 중 직장 비율은 70.7% ... 전년 대비 0.6%p 감소
- 1인당 평균 부양가족수(세대원)는 직장·지역 모두 감소 추세

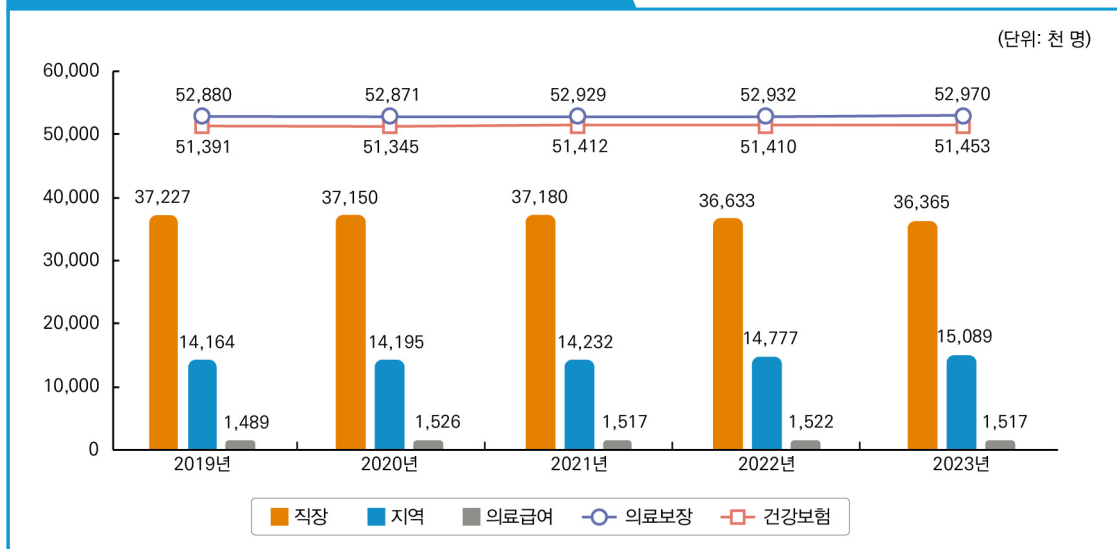
(단위 : 천 명, 천 세대)

구분	2019년	2020년	2021년	2022년	2023년
의료보장	52,880	52,871	52,929	52,932	52,970
합계	51,391	51,345	51,412	51,410	51,453
직장가입자	37,227	37,150	37,180	36,633	36,365
- 가입자	18,123	18,543	19,090	19,594	19,834
- 피부양자	19,104	18,607	18,090	17,039	16,531
부양률(명)	1.05	1.00	0.95	0.87	0.83
지역가입자	14,164	14,195	14,232	14,777	15,089
- 세대수	8,377	8,590	8,817	9,314	9,584
- 세대원	7,207	7,062	6,897	7,075	7,144
부양률(명)	0.86	0.82	0.78	0.76	0.75
의료급여	1,489	1,526	1,517	1,522	1,517

주) 1. 연도 말 기준, 반올림 계산하여 합계 값과 차이가 있을 수 있음

2. 직장가입자는 이종가입자 포함, 지역세대수는 비가입세대주 세대포함(단, 지역가입자는 비가입세대주 제외)

연도별 의료보장 적용인구 현황(2019년~2023년)



02 사업장 적용현황

▣ 연도별 사업장 적용현황(2019년~2023년)

● 2023년 적용 사업장은 205만 3천 개소로, 2019년(184만 1천 개소) 대비 11.5% 증가

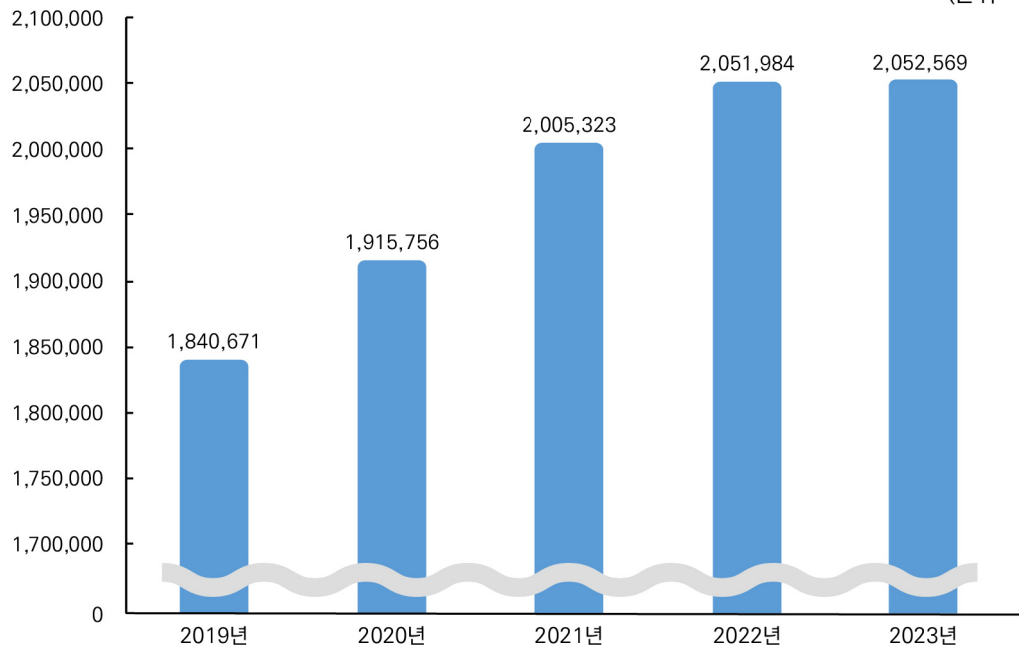
(단위 : 개소, %)

구분	사업장 수			2019 대비 증감률
	계	직장	공·교	
2019년	1,840,671	1,825,345	15,326	-
2020년	1,915,756	1,900,406	15,350	4.1
2021년	2,005,323	1,990,155	15,168	8.9
2022년	2,051,984	2,036,891	15,093	11.5
2023년	2,052,569	2,037,559	15,010	11.5

주) 1. 연도 말 기준
2. 공교: 공무원 및 사립학교

연도별 사업장 적용현황(2019년~2023년)

(단위: 개소)



03 요양기관 현황

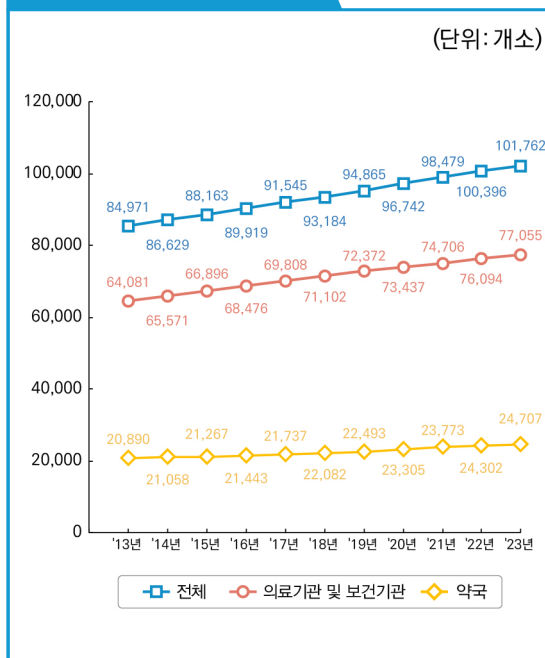
▣ 2023년 요양기관수는 101,762개소로 전년보다 1,366개소 기관이 늘어, 전년 대비 1.36% 증가

- 전체 요양기관(101,762개소)은 의료기관 및 보건기관 77,055개소(75.72%), 약국 24,707개소(24.28%)로 구성
- 의료기관 및 보건기관 기관수는 의원 35,717개소(46.35%), 치과 19,271개소(25.01%), 한방 15,151개소(19.66%) 순
(단위 : 개소, %)

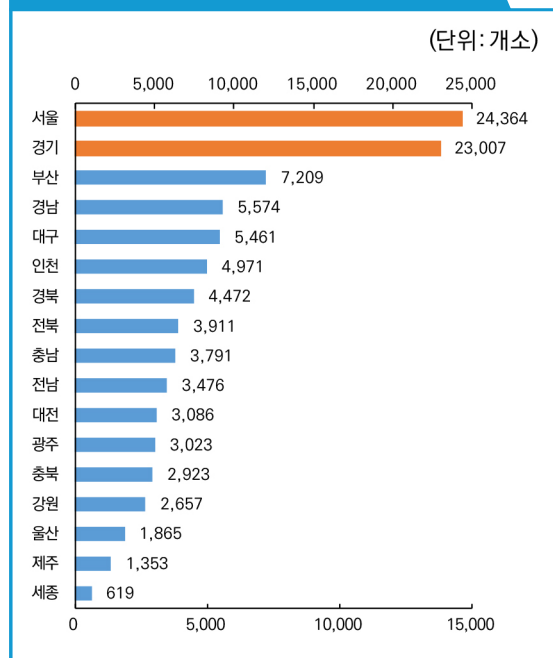
구분		계	의료기관 및 보건기관								약국	
			상급 종합병원	종합 병원	병원	요양 병원	정신 병원	의원	치과	한방		보건기관 등
2013년		84,971	43	281	1,451	1,232	-	28,328	15,930	13,312	3,504	20,890
2022년		100,396	45	328	1,398	1,435	257	34,958	19,087	15,095	3,491	24,302
2023년		101,762	45	331	1,403	1,392	257	35,717	19,271	15,151	3,488	24,707
증감률	전년대비	1.36	0.00	0.91	0.36	-3.00	0.00	2.17	0.96	0.37	-0.09	1.67
	연평균	1.82	0.46	1.65	-0.34	1.23	-	2.34	1.92	1.30	-0.05	1.69

주) 치과: 치과병원·치과의원, 한방: 한방병원·한의원, 보건기관 등: 조산원·보건의료원·보건소·보건지소·보건진료소

연도별 요양기관수 현황



2023년 요양기관 소재지별 기관수 현황



04 요양기관 종별 인력 현황

2023년 요양기관 인력은 478,353명으로 전년보다 19,397명이 늘어 4.23% 증가

- 요양기관 인력은 의료기관 및 보건기관에 443,149명(92.64%), 약국에 35,204명(7.36%) 종사
- 의료기관 및 보건기관 인력 수는 종합병원 118,747명(26.80%), 상급종합병원 96,871명(21.86%), 의원 69,390명(15.66%) 순

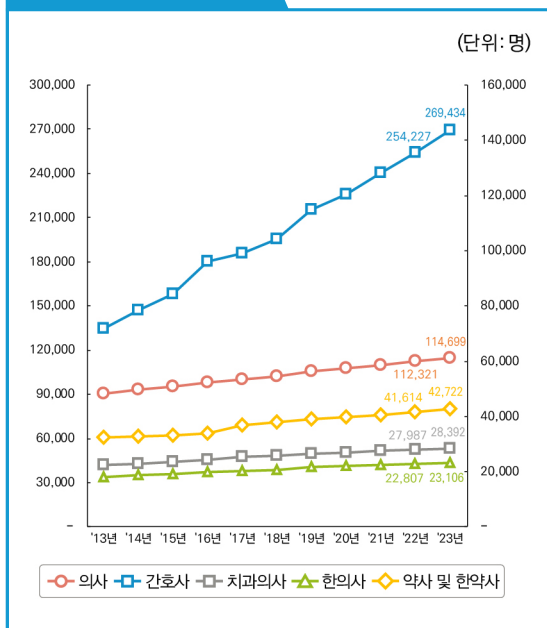
(단위 : 명, %)

구분		계	의료기관 및 보건기관								약국	
			상급 종합병원	종합 병원	병원	요양 병원	정신 병원	의원	치과	한방		보건기관 등
2013년		298,676	54,813	63,056	36,393	18,096	-	49,343	21,248	18,676	9,002	28,049
2022년		458,956	93,826	112,403	49,033	35,117	5,516	66,709	26,801	26,898	8,661	33,992
2023년		478,353	96,871	118,747	52,760	36,315	5,791	69,390	27,171	27,657	8,447	35,204
증감률	전년대비	4.23	3.25	5.64	7.60	3.41	4.99	4.02	1.38	2.82	-2.47	3.57
	연평균	4.82	5.86	6.53	3.78	7.21	-	3.47	2.49	4.00	-0.63	2.30

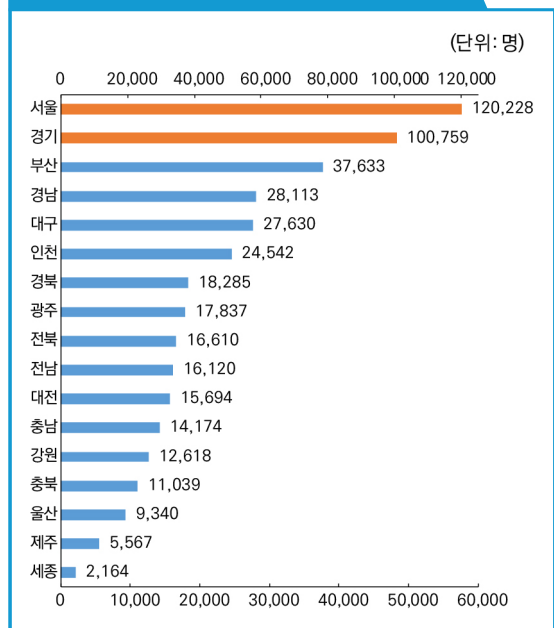
주) 1. 인력: 의사, 치과의사, 한의사, 약사, 한약사, 간호사

2. 치과: 치과병원·치과의원, 한방: 한방병원·한의원, 보건기관 등: 조산원·보건의료원·보건소·보건지소·보건진료소

연도별 인력 현황



2023년 요양기관 소재지별 인력 현황



05 보험료 현황

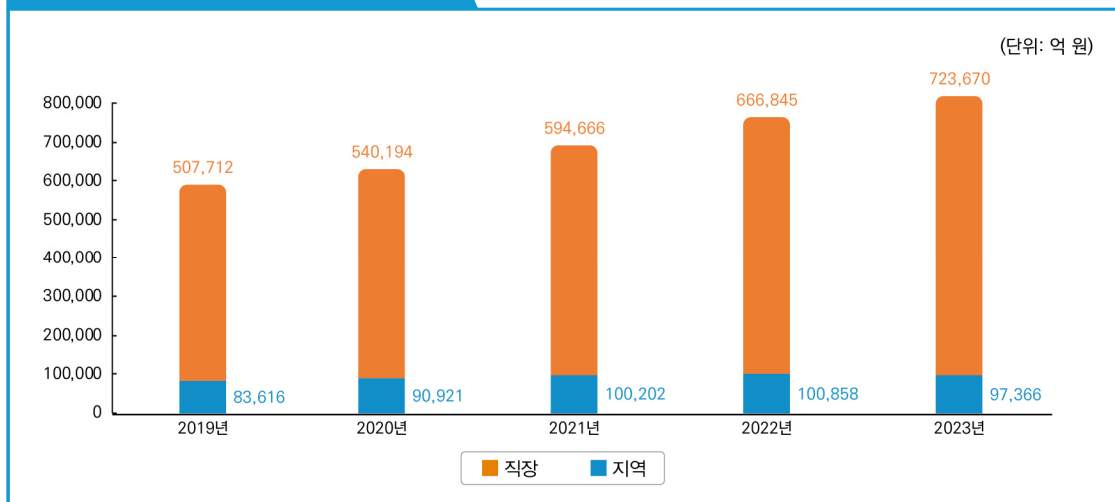
▣ 2023년 보험료부과액 82조 1,036억 원 ... 전년 대비 6.9% 증가

- 직장보험료 72조 3,670억 원 ... 총 부과액 88.1%
- 지역보험료 9조 7,366억 원 ... 총 부과액 11.9%
- 건강보험 세대당 월평균보험료 134,010원
 - 직장가입자 월평균 155,760원, 지역가입자 월평균 87,579원
- 건강보험 1인당 월평균보험료 75,703원
 - 직장가입자 월평균 83,900원, 지역가입자 월평균 55,221원

구분		2019년	2020년	2021년	2022년	2023년
보험료 (억 원)	전 체	591,328	631,114	694,869	767,703	821,036
	직 장	507,712	540,194	594,666	666,845	723,670
	지 역	83,616	90,921	100,202	100,858	97,366
세대당 월보험료 (원)	전 체	109,558	114,069	122,201	129,832	134,010
	직 장	120,152	124,629	133,591	145,553	155,760
	지 역	86,160	90,864	97,221	95,221	87,579
1인당 월보험료 (원)	전 체	55,488	59,218	65,211	71,387	75,703
	직 장	57,527	61,109	67,392	75,952	83,900
	지 역	50,027	54,165	59,414	59,377	55,221

- 주) 1. 결산기준
 2. 세대당 및 1인당 월 보험료는 개인부담보험료 기준(사용자부담금 제외)
 3. 국고지원금, 담배부담금 제외

연도별 보험료 현황(2019년~2023년)



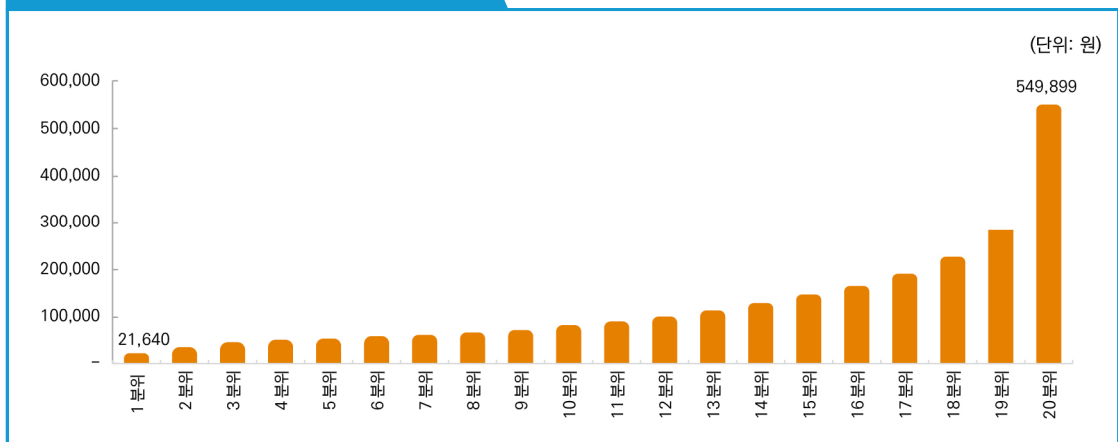
06 보험료분위별 현황

■ 2023년 보험료분위별 보험료 ... 1분위(하위 5%) 월 평균보험료 2만 1,640원,
20분위(상위 5%) 월 평균보험료 54만 9,899원

구분	세대수(세대)	최대보험료(원)	평균보험료(원)	적용인구(명)
계	28,558,998	3,911,280	127,493	50,024,958
1분위	1,427,949	36,930	21,640	1,977,702
2분위	1,427,950	56,000	35,606	2,121,226
3분위	1,427,949	67,860	46,928	2,026,050
4분위	1,427,951	71,270	52,173	2,050,518
5분위	1,427,950	74,780	54,920	2,269,029
6분위	1,427,949	80,640	58,743	1,984,611
7분위	1,427,951	86,230	62,471	1,867,583
8분위	1,427,949	92,170	66,439	1,931,186
9분위	1,427,950	99,260	72,953	2,170,535
10분위	1,427,951	106,350	81,326	2,221,997
11분위	1,427,949	115,210	90,331	2,312,280
12분위	1,427,950	125,540	101,253	2,308,226
13분위	1,427,949	138,320	113,237	2,541,087
14분위	1,427,951	153,230	128,681	2,630,076
15분위	1,427,950	171,320	146,540	2,826,405
16분위	1,427,949	193,550	164,998	2,837,306
17분위	1,427,951	222,990	190,921	3,205,743
18분위	1,427,949	263,450	226,927	3,423,273
19분위	1,427,950	342,680	283,876	3,585,517
20분위	1,427,951	3,911,280	549,899	3,734,608

- 주) 1. 연도 말 기준
2. 직장은 산정보험료 기준이며, 지역은 부과보험료 기준
3. 직장보험료는 임의계속가입자 및 소득월액보험료 제외

2023년 보험료분위별 평균보험료 현황



07 1인당 연간 보험료 및 연간 급여비 현황

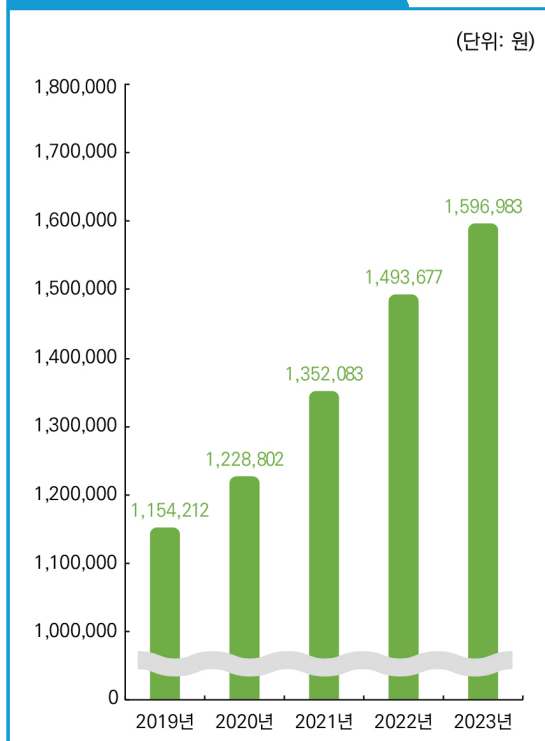
■ 2023년 건강보험 적용대상자 1인당 연간 보험료 1,596,983원

(단위 : 원)

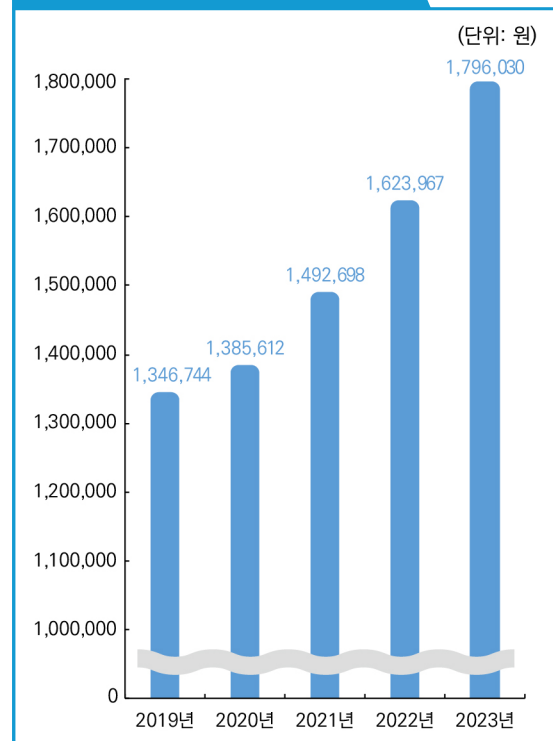
구분	2019년	2020년	2021년	2022년	2023년
1인당 연간 보험료	1,154,212	1,228,802	1,352,083	1,493,677	1,596,983
1인당 연간 급여비	1,346,744	1,385,612	1,492,698	1,623,967	1,796,030

- 주) 1. 결산기준
 2. 1인당 연간보험료는 개인 및 사용자가 부담한 보험료 기준
 3. 1인당 연간 보험료 = 연간 보험료(국고지원금, 담배부담금 제외) / 연평균 건강보험적용인구,
 1인당 연간 급여비 = 연간 보험급여비 / 연평균 건강보험적용인구
 ※ 2023년도 연평균 건강보험적용인구 : 51,411,696명

연도별 1인당 연간 보험료 추이



연도별 1인당 연간 급여비 추이



08 연도별 보험급여비 현황

▣ 2023년 보험급여비는 92조 3,369억원이며, 세대당 연간 보험급여비는 318만 원

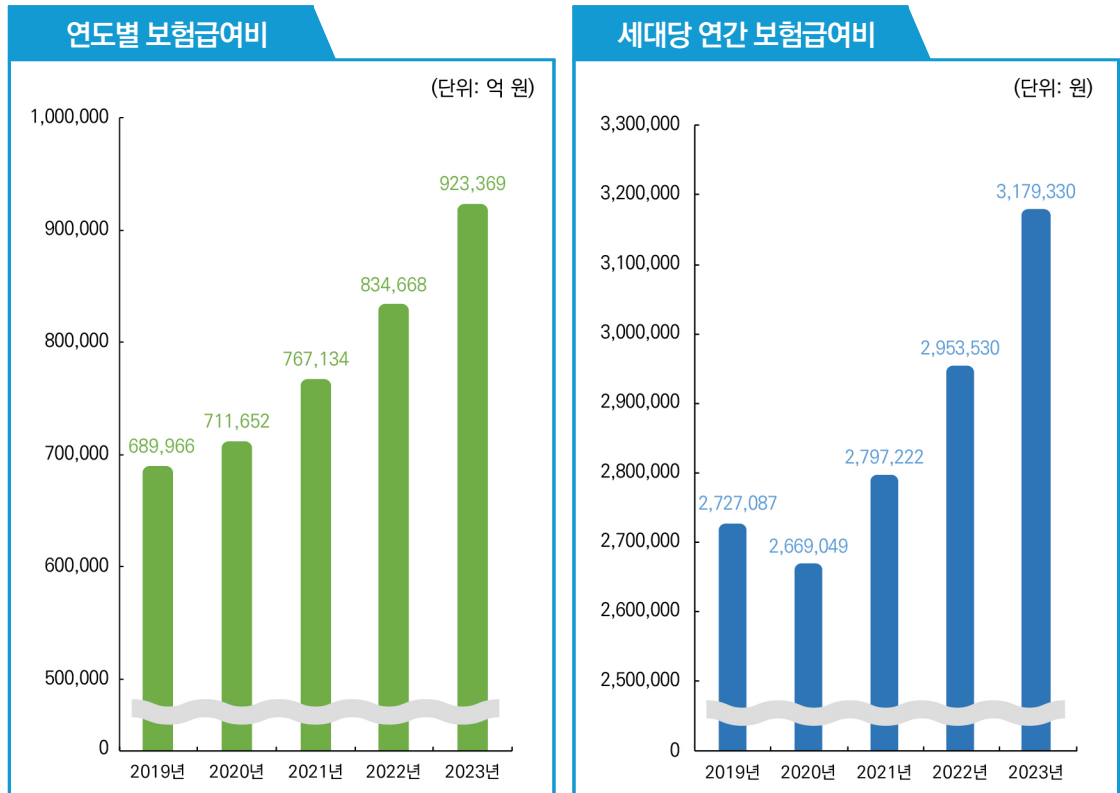
구분	2019년	2020년	2021년	2022년	2023년
보험급여비 (억 원)	689,966	711,652	767,134	834,668	923,369
세대당 연간 보험급여비 (원)	2,727,087	2,669,049	2,797,222	2,953,530	3,179,330

주) 1. 결산기준

2. 보험급여비: 현물급여비(요양급여비, 건강검진비) ⊕ 현금급여비(임출산진료비, 요양비 등) (본문 II-1표 참고)

3. 세대당 연간보험급여비 = 보험급여비/연평균 세대수

※ 2023년도 연평균 세대수 : 29,042,886세대



09 입내원일수 현황

▣ 2023년 1인당 월평균 입내원일수 1.76일 ... 전년 대비 1.1% 증가

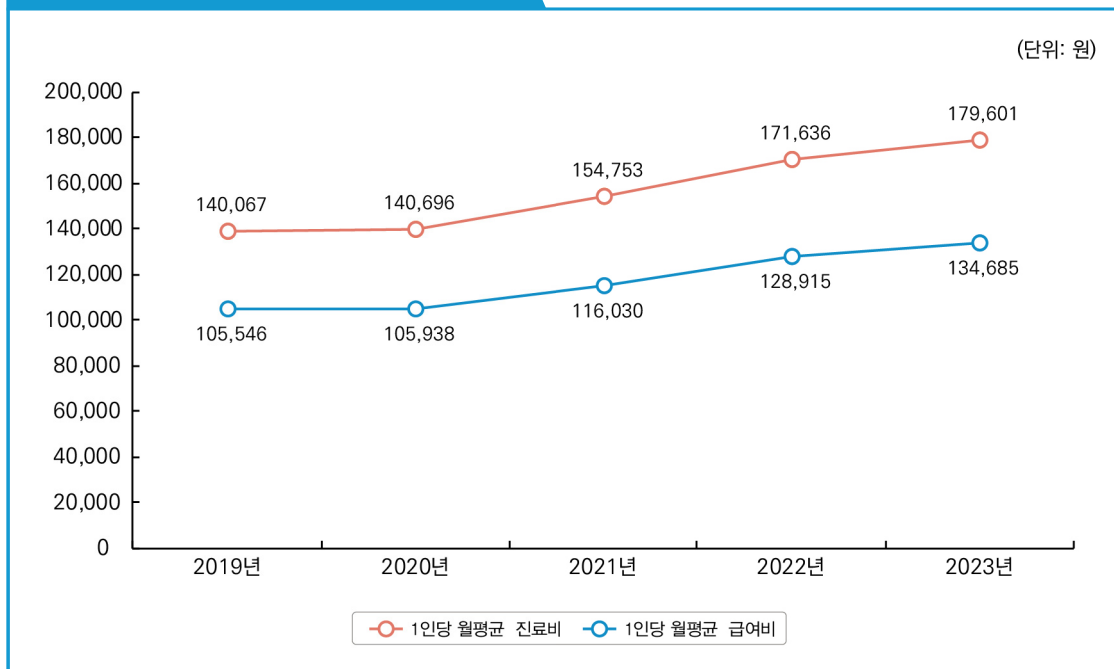
- 입내원 1일당 진료비 102,083원 ... 전년 대비 3.7% 증가
- 1인당 월평균 진료비 179,601원 ... 전년 대비 4.6% 증가

(단위 : 원, 일)

구분		2019년	2020년	2021년	2022년	2023년
입내원 1일당	진료비	80,461	92,389	98,255	98,454	102,083
	급여비	60,630	69,565	73,669	73,948	76,553
1인당 월평균	입내원일수	1.74	1.52	1.58	1.74	1.76
	진료비	140,067	140,696	154,753	171,636	179,601
	급여비	105,546	105,938	116,030	128,915	134,685

- 주) 1. 진료일 기준, 입내원일수는 약국의 처방조제 제외
 2. 1인당 월평균 입내원일수 = 입내원일수 / 연평균 건강보험적용인구 / 해당 개월 수
 ※ 2023년도 연평균 건강보험적용인구 : 51,411,696명

연도별 1인당 월평균 진료비 및 급여비 추이



10 연도별 진료현황

■ 2023년 건강보험 진료비는 110조 8,029억 원, 전년대비 4.7% 증가하였고,
급여비 83조 925억 원, 전년대비 4.5% 증가

(단위 : 억 원, %)

구분	2019년	2020년	2021년	2022년	2023년
진료비 (전년대비 증감률)	861,110 (10.5)	867,139 (0.7)	954,376 (10.1)	1,058,586 (10.9)	1,108,029 (4.7)
급여비 (전년대비 증감률)	648,881 (10.4)	652,916 (0.6)	715,569 (9.6)	795,099 (11.1)	830,925 (4.5)

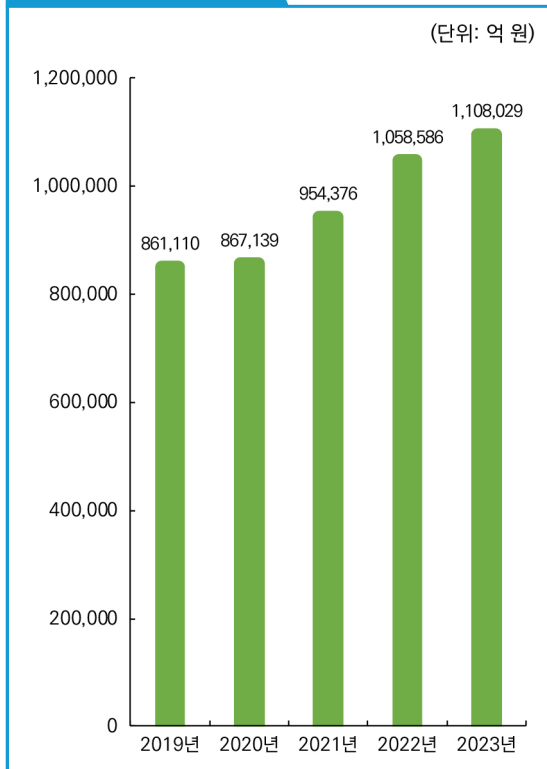
주) 1. 진료일 기준

2. 건강보험 진료현황(의료급여 및 비급여 제외)

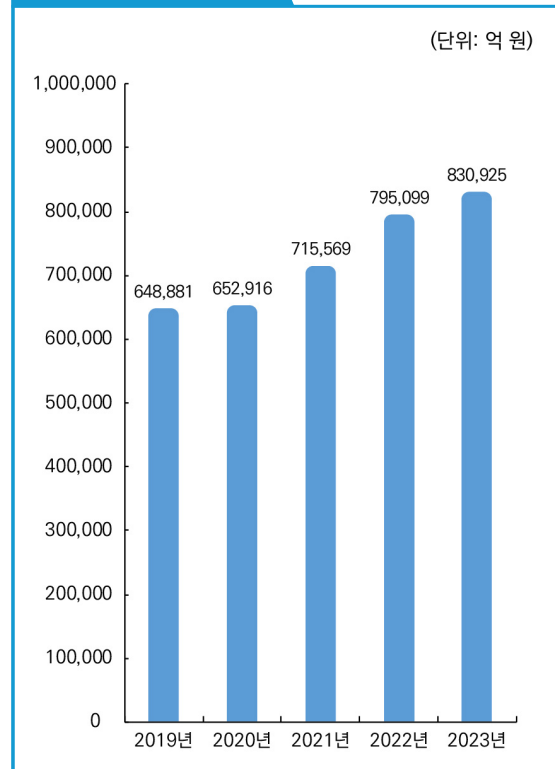
3. 진료비: 요양기관에서 건강보험환자 진료에 소요된 비용으로공단부담금과 본인부담금을 합한 금액이며, 요양기관에서 청구한 진료비 중 심사결정된 진료비

4. 급여비(공단부담금, 보험자부담금): 심사결정된 진료비 중 법이 정한 본인부담금을 제외하고 보험자(공단)가 요양기관에 지급한 금액, 보험급여비의 현물급여 중 요양급여비에 해당

연도별 진료비



연도별 급여비



11 연도별 진료비 구간별 현황

▣ 2023년 연간 1인당 진료비 500만원 초과 진료실인원수는 418만 3천 명으로 8.6%를 점유하였고, 진료비는 57조 3,016억 원으로 51.7%를 점유

(단위 : 천 명, 억 원)

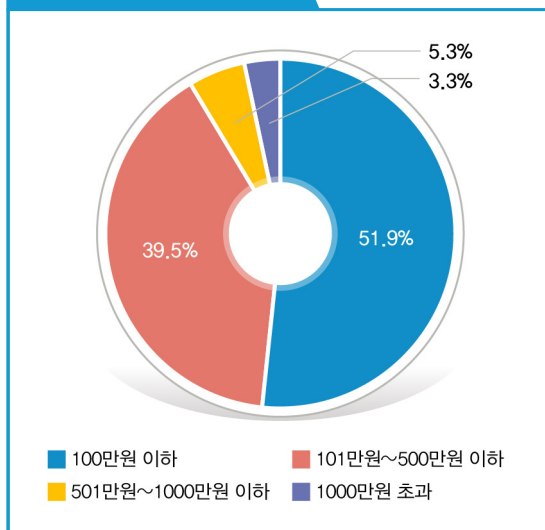
구분	2022년				2023년			
	진료실인원수(비율)		진료비(비율)		진료실인원수(비율)		진료비(비율)	
계	49,213	100%	1,058,586	100%	48,919	100.0%	1,108,029	100.0%
100만 원 이하	26,585	54.0%	116,064	11.0%	25,389	51.9%	109,473	9.9%
101만 원 ~ 300만 원 이하	14,736	29.9%	257,363	24.3%	15,209	31.1%	267,073	24.1%
301만 원 ~ 500만 원 이하	3,968	8.1%	152,022	14.4%	4,138	8.5%	158,467	14.3%
501만 원 ~ 1000만 원 이하	2,436	4.9%	164,530	15.5%	2,593	5.3%	175,487	15.8%
1001만 원 ~ 2000만 원 이하	845	1.7%	115,921	11.0%	906	1.9%	124,278	11.2%
2001만 원 ~ 3000만 원 이하	263	0.5%	64,504	6.1%	278	0.6%	67,898	6.1%
3001만 원 ~ 4000만 원 이하	195	0.4%	66,445	6.3%	200	0.4%	68,459	6.2%
4001만 원 ~ 5000만 원 이하	76	0.2%	33,683	3.2%	82	0.2%	36,443	3.3%
5001만 원 ~ 1억 원 이하	91	0.2%	60,342	5.7%	103	0.2%	68,406	6.2%
1억 원 초과	18	0.0%	27,711	2.6%	21	0.0%	32,045	2.9%

주) 1. 진료일 기준

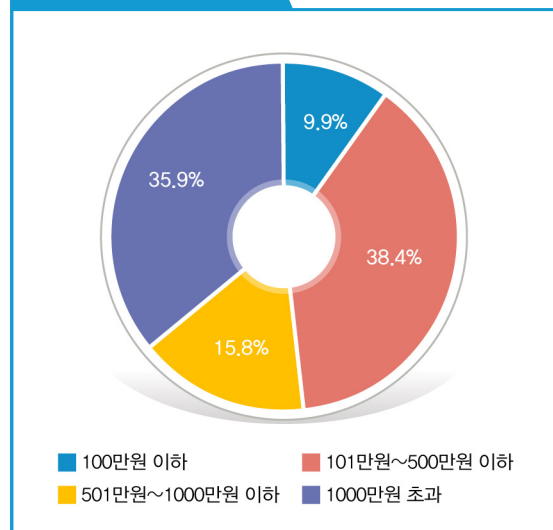
2. 건강보험 진료현황(의료급여 및 비급여 제외)

3. 진료비: 요양기관에서 건강보험환자 진료에 소요된 비용으로 공단부담금과 본인부담금을 합한 금액이며, 요양기관에서 청구한 진료비 중 심사결정된 진료비

진료인원 구성비



진료비 구성비



12 노인(65세 이상) 진료비 현황

■ 2023년 65세 이상 노인 건강보험 적용인구는 922만 명으로 전체대상자의 17.9%

● 2023년 노인진료비는 48조 9,011억 원으로 2019년 대비 1.4배 증가

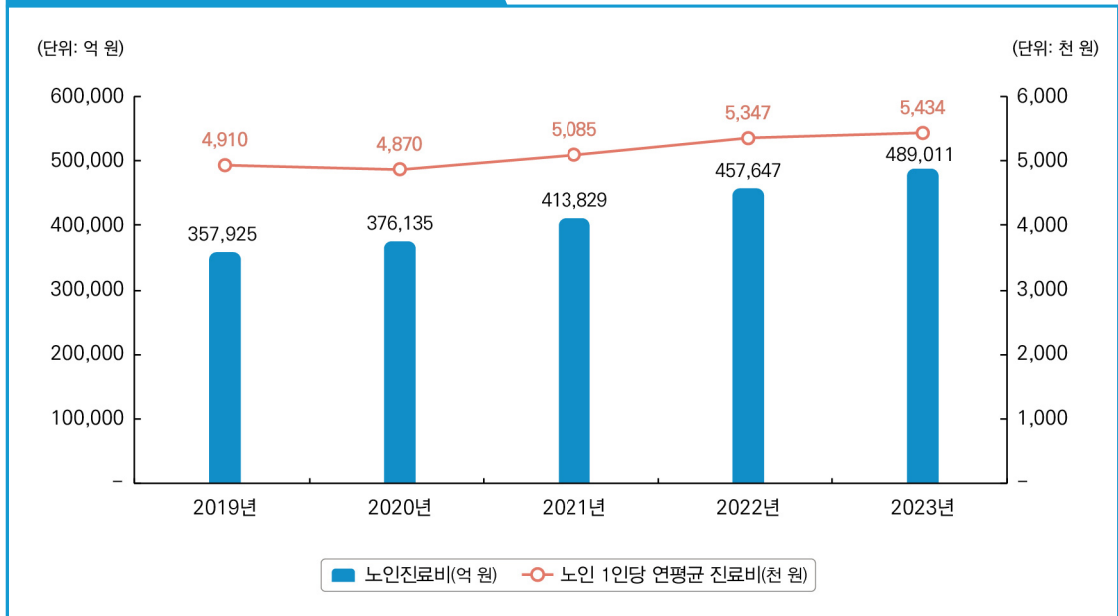
구분	2019년	2020년	2021년	2022년	2023년
전체 건강보험 적용인구(천 명)	51,391	51,345	51,412	51,410	51,453
65세 이상 건강보험 적용인구(천 명)(비율, %)	7,463 (14.5)	7,904 (15.4)	8,320 (16.2)	8,751 (17.0)	9,216 (17.9)
65세 이상 진료비(억 원) (증가율, %)	357,925 (12.5)	376,135 (5.1)	413,829 (10.0)	457,647 (10.6)	489,011 (6.9)
노인 1인당 연평균 진료비 (천 원)	4,910	4,870	5,085	5,347	5,434
전체 1인당 연평균 진료비 (천 원)	1,681	1,688	1,857	2,060	2,155

주) 1. 진료일 기준, 적용인구는 연도말 기준

2. 노인 1인당 연평균 진료비 = 65세이상 진료비/65세이상 연평균 적용인구(8,999,146명)

3. 전체 1인당 연평균 진료비 = 전체 진료비/연평균 적용인구(51,411,696명)

연도별 노인(65세 이상) 진료비 현황



13 연도별 진료비 심사실적

■ 2023년 심사결정 진료비 112조 7,432억원으로, 전년 대비 9.48% 증가

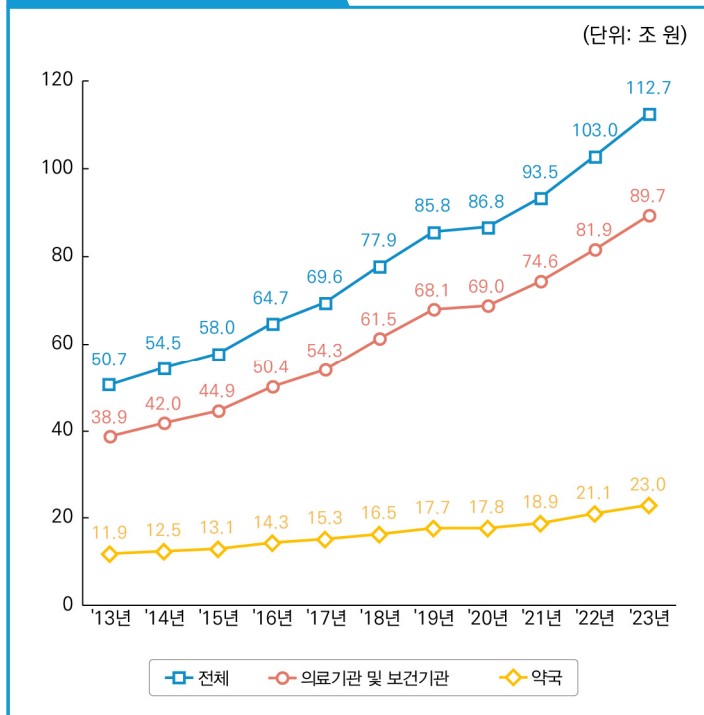
- 입원 진료비는 40조 832억원으로 전년 대비 14.83% 증가
- 외래 진료비는 49조 6,197억원으로 전년 대비 5.68% 증가
- 약국 진료비는 23조 401억원으로 전년 대비 9.09% 증가

(단위 : 억 원, %)

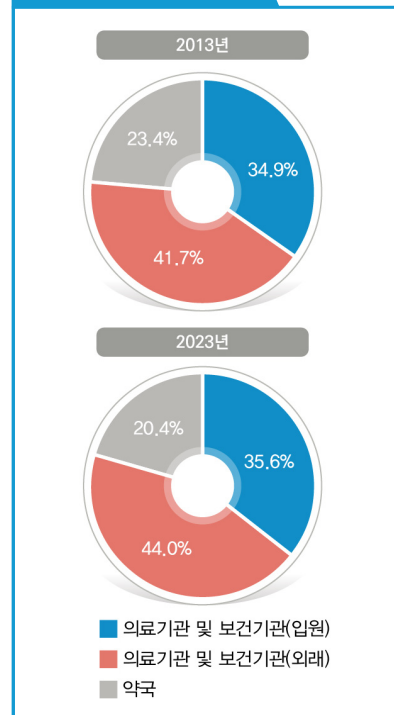
구분	총계	의료기관 및 보건기관			약국
		소계	입원	외래	
2013년	507,426	388,738	177,279	211,459	118,688
2022년	1,029,770	818,576	349,059	469,518	211,194
2023년	1,127,431	897,029	400,832	496,197	230,401
증감률	전년대비	9.48	14.83	5.68	9.09
	연평균	8.31	8.50	8.90	6.86

주) 심사일 기준(건강보험심사평가원 심사결정 자료)

연도별 진료비 구성비



진료비 구성비



14 요양기관 종별 진료비 심사실적

▣ 2023년 의료기관 및 보건기관 중 진료비 규모가 큰 종별은 의원, 상급종합병원, 종합병원 순

- 의원 '22년 23조 1,199억원 → '23년 24조 6,496억원 (6.62% 증가)
- 상급종합병원 '22년 17조 3,013억원 → '23년 21조 6,679억원 (25.24% 증가)
- 종합병원 '22년 17조 3,572억원 → '23년 18조 5,264억원 (6.74% 증가)

(단위 : 억 원, %)

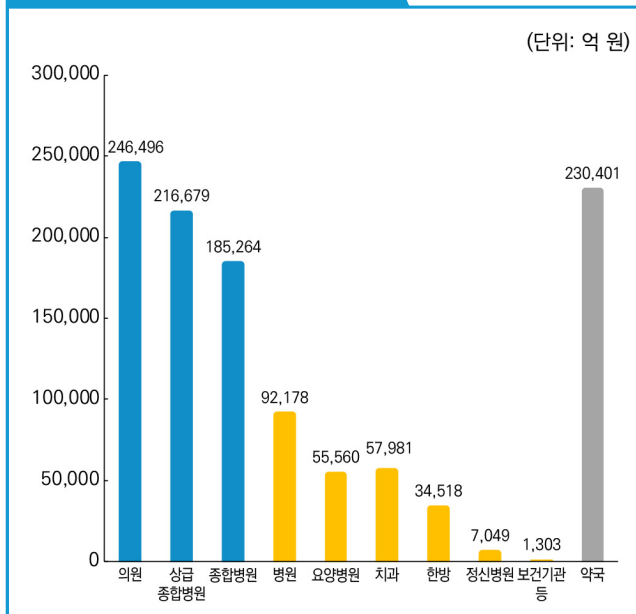
구분	계	의료기관 및 보건기관										약국
		소계	상급 종합병원	종합 병원	병원	요양 병원	정신 병원	의원	치과	한방	보건기관 등	
2013년	507,426	388,738	80,642	77,171	50,363	31,659	-	106,742	19,392	21,090	1,679	118,688
2022년	1,029,770	818,576	173,013	173,572	90,799	56,442	6,638	231,199	54,177	31,533	1,204	211,194
2023년	1,127,431	897,029	216,679	185,264	92,178	55,560	7,049	246,496	57,981	34,518	1,303	230,401
증감률	전년대비	9.48	9.58	25.24	6.74	1.52	-1.56	6.19	6.62	7.02	8.22	9.09
	연평균	8.31	8.72	10.39	9.15	6.23	5.79	-	8.73	11.57	-2.50	6.86

주) 1. 심사일 기준(건강보험심사평가원 심사결정 자료)

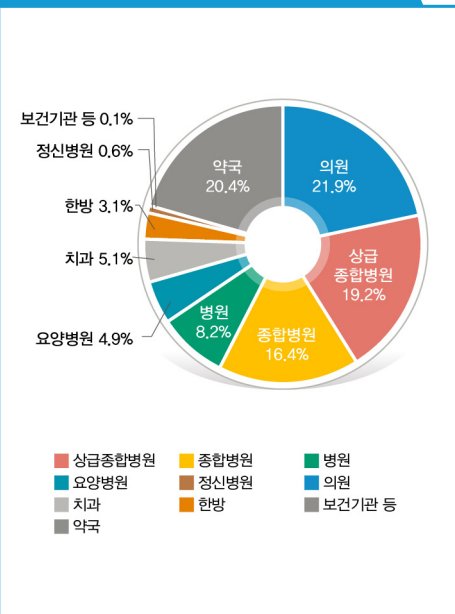
2. 치과: 치과병원·치과의원, 한방: 한방병원·한의원, 보건기관 등: 조산원·보건의료원·보건소·보건지소·보건진료소

3. 「의료법」개정(제3조제2항제3호, 2021.3.5. 시행)에 따라 요양기관 종별 구분으로 정신병원 신설

2023년 요양기관 종별 진료비



2023년 요양기관 종별 진료비 구성비



15 요양기관 소재지별 진료비 심사실적

▣ 요양기관 소재지 기준, 2023년 진료비 규모가 큰 지역은 서울, 경기, 부산 순

- 서울 '22년 25조 6,019억원 → '23년 28조 8,411억원 (12.65% 증가)
- 경기 '22년 22조 3,664억원 → '23년 24조 7,694억원 (10.74% 증가)
- 부산 '22년 7조 9,313억원 → '23년 8조 4,387억원 (6.40% 증가)

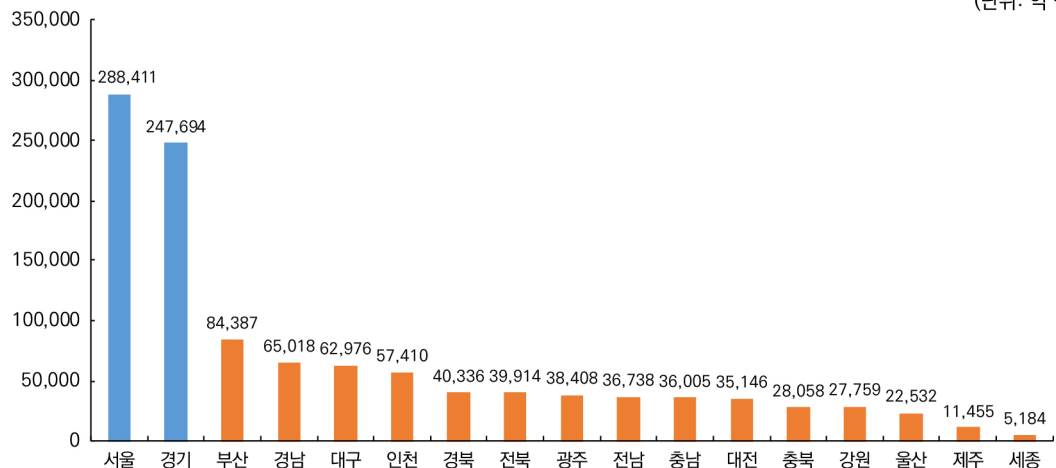
(단위 : 억 원, %)

구분	계	서울	부산	대구	인천	광주	대전	울산	세종
2013년	507,426	127,100	41,555	23,609	28,396	17,628	17,408	10,188	633
2022년	1,029,770	256,019	79,313	51,876	57,929	35,364	32,706	20,029	4,632
2023년	1,127,431	288,411	84,387	57,410	62,976	38,408	35,146	22,532	5,184
증감률	전년대비	9.48	12.65	6.40	10.67	8.71	8.61	7.46	12.50
	연평균	8.31	8.54	7.34	9.29	8.29	8.10	7.28	23.40
구분	경기	강원	충북	충남	전북	전남	경북	경남	제주
2013년	99,273	13,236	13,325	17,359	20,466	19,816	21,956	30,083	5,396
2022년	223,664	26,039	26,173	33,759	37,432	34,978	38,845	59,937	11,073
2023년	247,694	27,759	28,058	36,005	39,914	36,738	40,336	65,018	11,455
증감률	전년대비	10.74	6.61	7.20	6.65	6.63	5.03	3.84	8.48
	연평균	9.57	7.69	7.73	7.57	6.91	6.37	6.27	7.82

주) 심사일 기준(건강보험심사평가원 심사결정 자료)

2023년 요양기관 소재지별(시도별) 진료비

(단위: 억 원)



16 의원 표시과목별 진료비 심사실적

2023년 의원 진료비는 24조 6,496억원으로 전년 대비 6.62% 증가

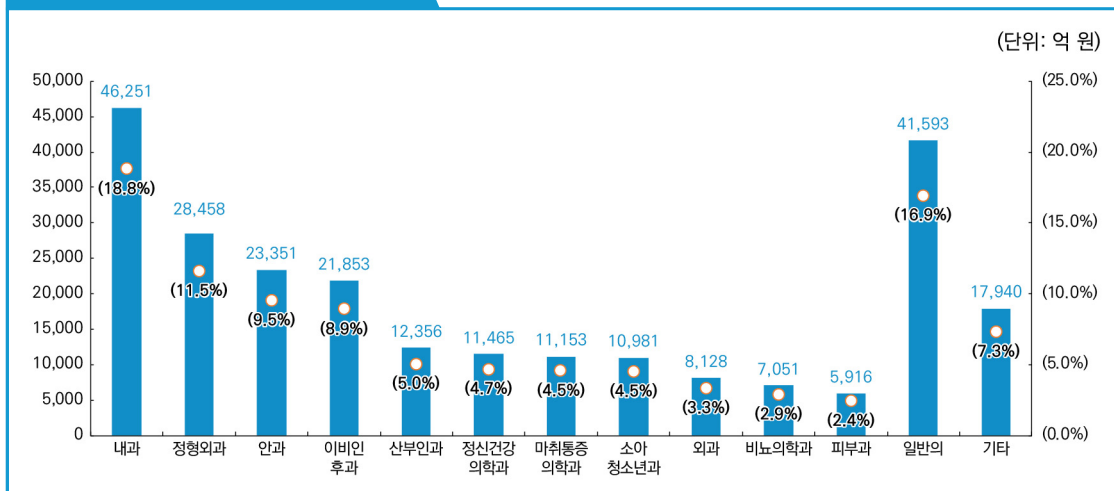
- 정신건강의학과 '22년 9,910억원 → '23년 1조 1,465억원 (15.69% 증가)
- 정형외과 '22년 2조 4,753억원 → '23년 2조 8,458억원 (14.96% 증가)
- 마취통증의학과 '22년 1조 154억원 → '23년 1조 1,153억원 (9.85% 증가)

(단위 : 억 원, %)

구분	계	내과	정신건강의학과	외과	정형외과	마취통증의학과	산부인과
2013년	106,742	18,366	3,014	4,445	13,225	3,856	5,200
2022년	231,199	43,083	9,910	7,668	24,753	10,154	12,133
2023년	246,496	46,251	11,465	8,128	28,458	11,153	12,356
증감률	전년대비	6.62	7.35	15.69	6.00	14.96	9.85
	연평균	8.73	9.68	14.29	6.22	7.96	11.21
구분	소아청소년과	안과	이비인후과	피부과	비뇨의학과	일반의	기타
2013년	7,067	8,654	9,123	2,794	2,660	21,076	7,262
2022년	10,807	22,951	20,583	5,538	6,511	40,677	16,430
2023년	10,981	23,351	21,853	5,916	7,051	41,593	17,940
증감률	전년대비	1.61	1.75	6.17	6.83	8.29	2.25
	연평균	4.51	10.44	9.13	7.79	10.24	7.03

주) 1. 심사일 기준(건강보험심사평가원 심사결정 자료)
2. 미표시 전문의는 일반의에 포함

2023년 의원 표시과목별 진료비



주) ()는 의원 전체 요양급여비용 대비 해당 표시과목 요양급여비용의 구성비

17 처방일수별 요양기관 종별 원외처방횟수

▣ 2023년 원외처방횟수는 5억 4,967만 회로 전년 대비 10.78% 증가

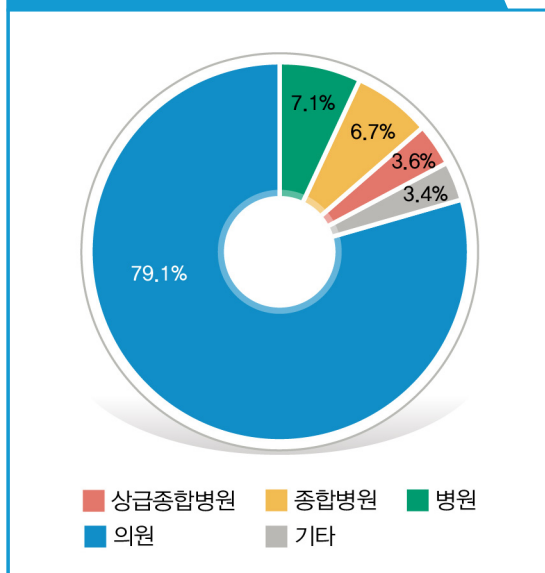
- 종별 원외처방횟수 구성비는 의원 79.12%, 병원 7.15%, 종합병원 6.73%, 상급종합병원 3.59% 순
- 원외처방횟수가 많은 처방일수는 3일, 5일, 7일, 30일 순

2023년 요양기관 종별 원외처방횟수										
구분	총계	상급 종합병원	종합병원	병원	요양병원	정신병원	의원	치과	한방	보건기관 등
원외처방횟수 (만 회)	54,967	1,971	3,697	3,929	92	29	43,488	1,603	16	142
구성비 (%)	100.00	3.59	6.73	7.15	0.17	0.05	79.12	2.92	0.03	0.26

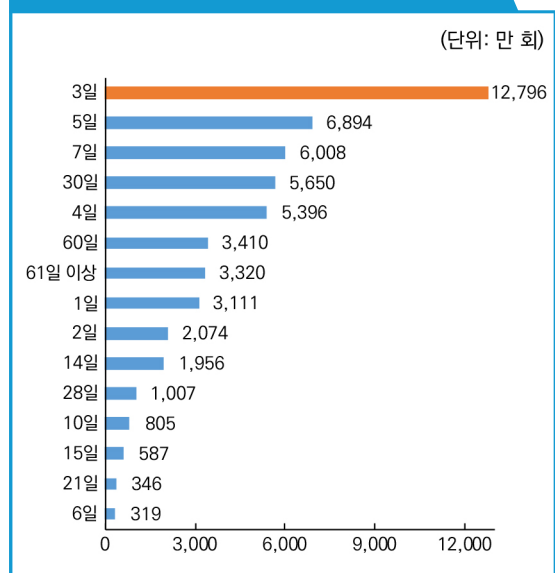
2023년 처방일수별 원외처방횟수								
구분	총계	1일	2일	3일	4일	5일	6일	7일
원외처방횟수 (만 회)	54,967	3,111	2,074	12,796	5,396	6,894	319	6,008
	10일	14일	15일	21일	28일	30일	60일	61일 이상
	805	1,956	587	346	1,007	5,650	3,410	3,320

주) 원외처방일수 상위 15개 처방일수

2023년 요양기관 종별 원외처방횟수 구성비



2023년 상위 15개 처방일수별 원외처방횟수



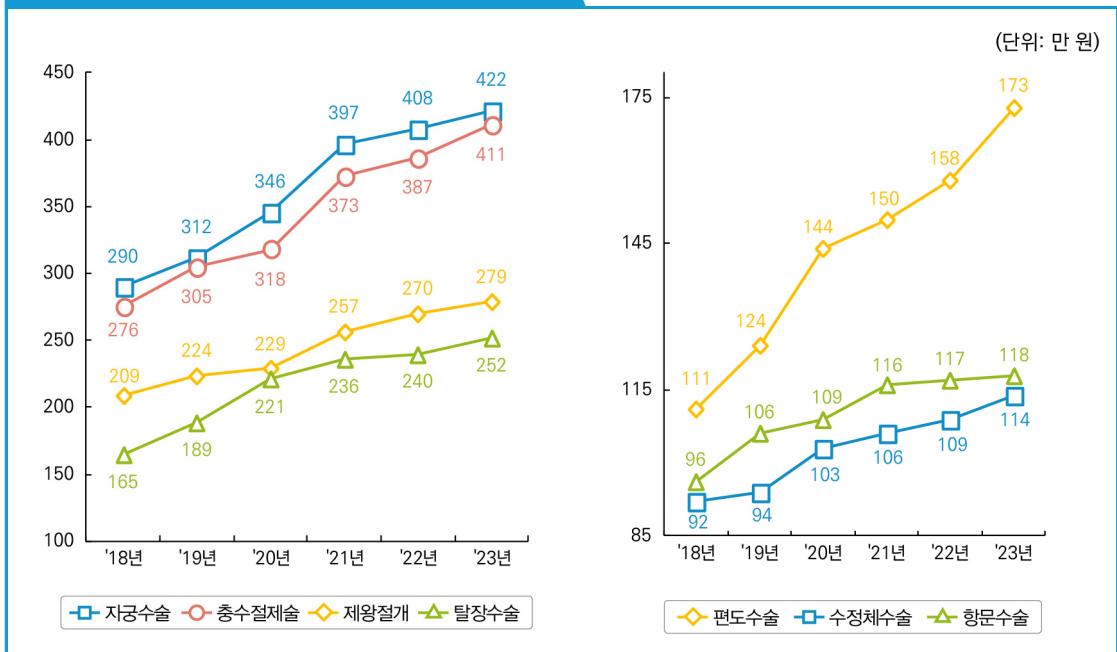
18 질병군 범주별(DRG) 진료비 심사실적

■ 2023년 포괄수가(DRG) 진료비는 1조 8,786억 원이며, 수정체수술, 제왕절개, 자궁수술 순으로 높음

- 건당 입내원일수가 가장 많은 수술은 제왕절개로 6.12일
- 건당 진료비가 가장 높은 수술은 자궁수술로 422만 원

2023년								
구분	총계	수정체수술	편도수술	충수절제술	탈장수술	항문수술	자궁수술	제왕절개
진료비 (억 원)	18,786	6,197	310	1,937	664	2,677	3,199	3,802
건당 입내원일수 (일)	2.40	1.04	2.78	4.77	2.81	2.13	4.53	6.12
건당 진료비 (만 원)	175	114	173	411	252	118	422	279

연도별 질병군 범주별(DRG) 건당 진료비 추이



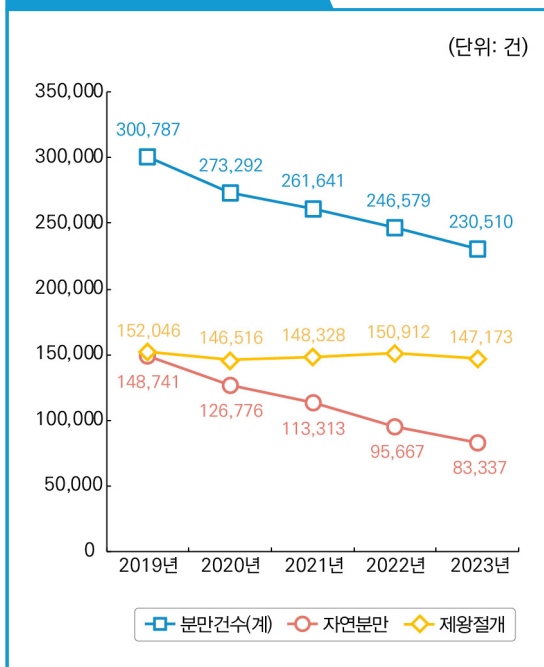
19 분만 진료비 심사실적

▣ 2023년 분만기관수는 468개소, 분만건수는 23만 510건

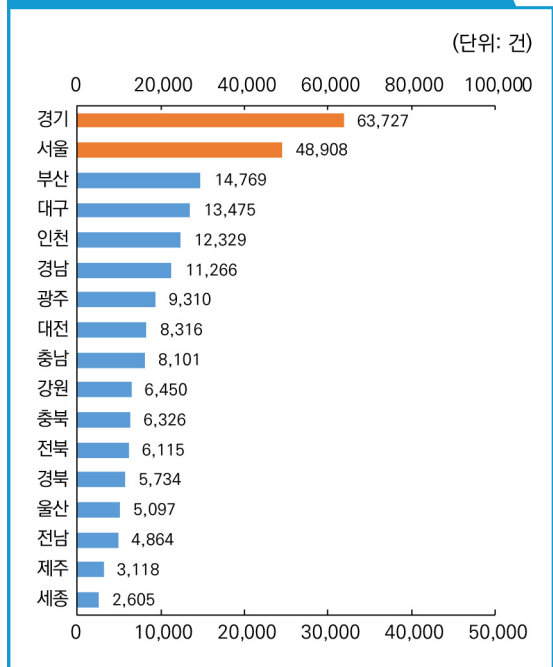
- 연령대별 분만건수는 30~39세에서 17만 2,700건(전체 중 74.92%)으로 가장 많음
- 시도별 분만건수는 경기 6만 3,727건, 서울 4만 8,908건, 부산 1만 4,769건 순으로 많음

2023년(종별 현황)			2023년(연령대별 현황)	
구분	분만기관수 (개소)	분만건수 (건)	구분	분만건수 (건)
계	468	230,510	계	230,510
상급종합병원	44	23,088	19세 이하	389
종합병원	81	25,403	20~29세	41,900
병원	132	115,432	30~39세	172,700
의원	199	66,381	40~49세	15,517
조산원	12	206	50세 이상	4

연도별 분만건수 추이



2023년 요양기관 소재지별(시도별) 분만건수



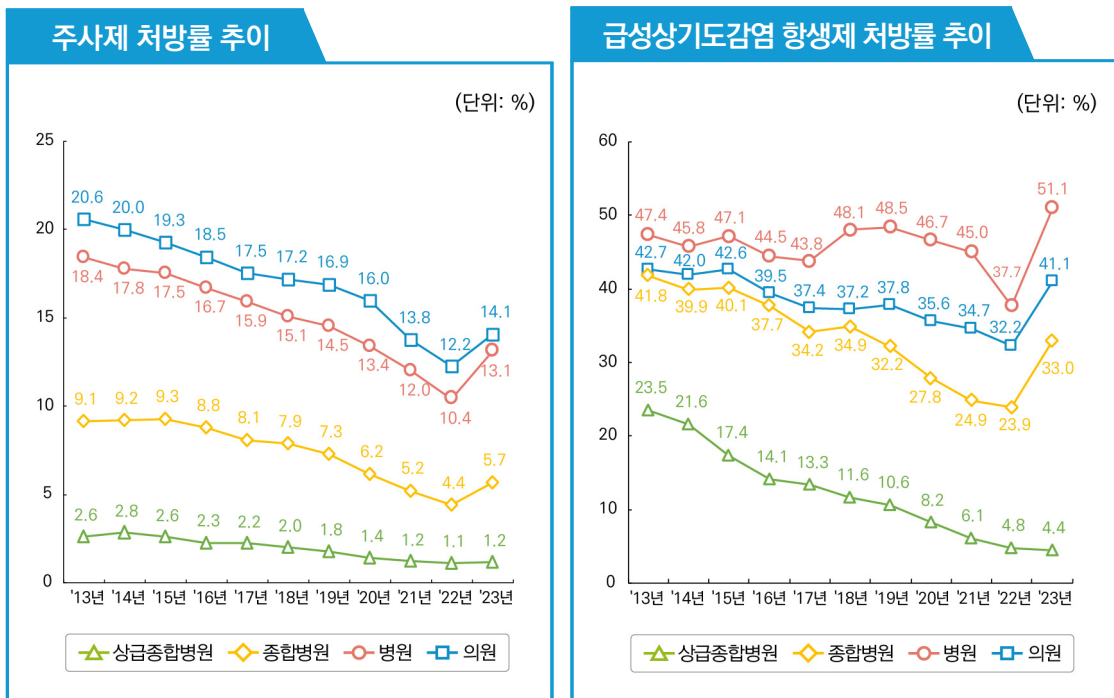
20 약제 요양급여 적정성 평가

■ 2023년 약제 평가 결과 주사제 처방률 및 급성상기도감염 항생제 처방률 대부분 증가

- 2022년 대비 주사제 처방률 증가폭이 가장 큰 종별은 병원
- 병원: '22년 10.38% → '23년 13.10%(2.72%p 증가)
- 2022년 대비 급성상기도감염 항생제 처방률 증가폭이 가장 큰 종별은 병원
- 병원: '22년 37.72% → '23년 51.05%(13.33%p 증가)

구분	주사제 처방률(%)				급성상기도감염 항생제 처방률(%)			
	상급 종합병원	종합병원	병원	의원	상급 종합병원	종합병원	병원	의원
2013년	2.61	9.13	18.41	20.58	23.52	41.82	47.42	42.69
2022년	1.13	4.39	10.38	12.24	4.77	23.89	37.72	32.23
2023년	1.16	5.69	13.10	14.06	4.43	32.97	51.05	41.07
증감 (전년대비, %p)	0.03	1.30	2.72	1.82	-0.34	9.08	13.33	8.84

주) 2018년까지 4분기 평가결과 기준, 2019년부터 연간 평가결과 기준



주) 2018년까지 매년 4분기 평가결과 기준, 2019년부터 연간 평가결과 기준

21 만성질환 진료현황

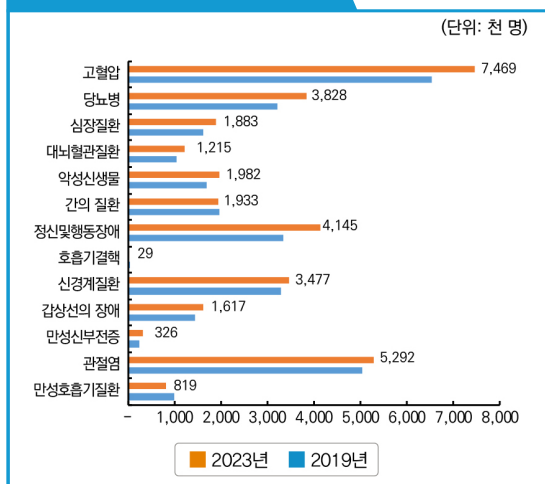
▣ 2023년 만성질환(13개 질환) 진료인원은 2,143만 명이며, 고혈압이 747만 명으로 가장 많았고, 관절염 529만 명, 정신 및 행동장애 415만 명, 당뇨병 383만 명, 신경계질환 348만 명, 악성신생물 198만 명 순

- 전년 대비 진료실인원수 증가율이 높은 질병은
 - 만성호흡기질환 (676천 명 → 819천 명) 21.2% 증가
 - 만성신부전증 (302천 명 → 326천 명) 7.9% 증가

구분	진료실인원수(천 명)					진료비(억 원)				
	2019년	2022년	2023년	전년 대비(%)	연평균 증가율(%)	2019년	2022년	2023년	전년 대비(%)	연평균 증가율(%)
계	19,197	20,862	21,431	2.7	2.8	348,567	412,067	437,994	6.3	5.9
고혈압	6,542	7,282	7,469	2.6	3.4	36,577	45,056	46,489	3.2	6.2
당뇨병	3,228	3,698	3,828	3.5	4.4	27,435	34,233	36,234	5.8	7.2
심장질환	1,610	1,835	1,883	2.6	4.0	29,476	37,089	39,489	6.5	7.6
대뇌혈관질환	1,047	1,173	1,215	3.6	3.8	31,359	36,571	39,301	7.5	5.8
악성신생물	1,687	1,895	1,982	4.6	4.1	83,655	101,756	109,679	7.8	7.0
간의 질환	1,960	1,954	1,933	-1.0	-0.3	10,828	11,584	11,943	3.1	2.5
정신및행동장애	3,352	3,983	4,145	4.1	5.5	44,505	51,662	55,192	6.8	5.5
호흡기결핵	48	30	29	-4.1	-11.4	1,509	1,114	1,099	-1.3	-7.6
신경계질환	3,283	3,432	3,477	1.3	1.4	29,309	30,270	31,273	3.3	1.6
갑상선의 장애	1,450	1,586	1,617	1.9	2.7	3,704	4,644	4,912	5.8	7.3
만성신부전증	251	302	326	7.9	6.8	21,045	25,179	26,671	5.9	6.1
관절염	5,027	5,145	5,292	2.9	1.3	26,443	30,517	32,880	7.7	5.6
만성호흡기질환	998	676	819	21.2	-4.8	2,722	2,392	2,832	18.4	1.0

주) 진료일 기준(2024년 4월 지급분까지 반영), 건강보험 진료현황(의료급여 및 비급여 제외), 진료실인원수는 약국 제외, 진료비는 약국 포함

주요 만성질환 진료인원



13개 만성질환의 산출기준

상병명	상병코드
고혈압	I10-I13, I15
당뇨병	E10-E14
심장질환	I05-I09, I20-I27, I30-I52
대뇌혈관질환	I60-I69
악성신생물	C00-C97, D00-D09, D32-D33, D37-D48
간의 질환	B18-B19, K70-K77
정신및행동장애	F00-F99, G40-G41
호흡기결핵	A15-A16, A19
신경계질환	G00-G37, G43-G83
갑상선의 장애	E00-E07
만성신부전증	N18
관절염	M00-M09, M11-M19, M45
만성호흡기질환	J41-J44

주) 한의 제외

22 중증질환 산정특례 진료현황

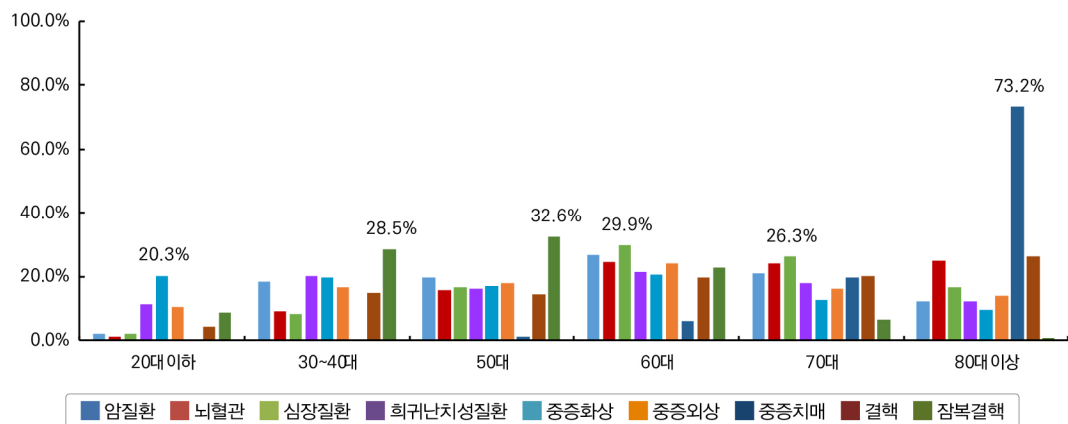
▣ 2023년 중증질환 산정특례 진료현황 … 전체 진료인원 273만 명

● 암질환 143만 7천 명, 희귀난치 104만 9천 명, 심장질환 11만 3천 명, 뇌혈관 7만 4천 명, 중증치매 6만 8천 명, 잠복결핵 6만 6천 명, 결핵 2만 7천 명, 중증외상 4천 명, 중증화상 3천 명 순

(단위: 명, %)

구분		계	20대 이하	30대	40대	50대	60대	70대	80대 이상
진료 실 인 원 수	계	2,732,041	160,898	180,398	327,000	495,749	661,496	532,242	374,258
	암질환	1,436,984	33,108	81,353	181,913	280,687	382,354	301,938	175,631
	뇌혈관	73,718	824	1,683	4,990	11,594	18,280	17,905	18,442
	심장질환	113,426	2,277	2,292	7,256	18,857	33,933	29,790	19,021
	희귀난치성	1,049,108	119,018	90,167	123,776	171,542	227,861	189,837	126,907
	중증화상	3,042	619	251	347	522	629	387	287
	중증외상	4,254	452	297	413	766	1,029	694	603
	중증치매	68,100	1	6	34	779	4,114	13,303	49,863
	결핵	26,569	1,162	1,655	2,335	3,867	5,219	5,346	6,985
	잠복결핵	65,779	5,623	5,764	13,002	21,436	15,034	4,366	554
구 성 비	계	100.0	5.9	6.6	12.0	18.1	24.2	19.5	13.7
	암질환	100.0	2.3	5.7	12.7	19.5	26.6	21.0	12.2
	뇌혈관	100.0	1.1	2.3	6.8	15.7	24.8	24.3	25.0
	심장질환	100.0	2.0	2.0	6.4	16.6	29.9	26.3	16.8
	희귀난치성	100.0	11.3	8.6	11.8	16.4	21.7	18.1	12.1
	중증화상	100.0	20.3	8.3	11.4	17.2	20.7	12.7	9.4
	중증외상	100.0	10.6	7.0	9.7	18.0	24.2	16.3	14.2
	중증치매	100.0	0.0	0.0	0.0	1.1	6.0	19.5	73.2
	결핵	100.0	4.4	6.2	8.8	14.6	19.6	20.1	26.3
	잠복결핵	100.0	8.5	8.8	19.8	32.6	22.9	6.6	0.8

2023년 중증질환 산정특례 진료현황 점유율





제 I 편

건강보험 일반 현황

General Statistich in Health Insurance

제1장

Beneficiaries of Health Insurance

적용인구

제I-1표
Table I-1

연도별 보험자수 현황
Number of Insurers by Year

(단위 : 개)
Unit : Each

구 분 Division	1990	2000	2010	2015	2016	2017	2018	2019	2020	2021	2022	2023
계 Total	409	1	1	1	1	1	1	1	1	1	1	1
국 민 건 강 보 험 공 단 N.H.I.S	-	1(235)	1(178)	1(178)	1(178)	1(178)	1(178)	1(178)	1(178)	1(178)	1(178)	1(178)
지 역 본 부 Regional Headquarters	-	(6)	(6)	(6)	(6)	(6)	(6)	(6)	(6)	(6)	(6)	(6)
지 사 Branch Offices	-	(235)	(178)	(178)	(178)	(178)	(178)	(178)	(178)	(178)	(178)	(178)
출 장 소 Local (민원센터) Offices	-	-	(53)	(54)	(54)	(54)	(54)	(54)	(54)	(54)	(54)	(54)
국민의료보험 관 리 공 단 N.H.I.S	-	-	-	-	-	-	-	-	-	-	-	-
지 사 Regional Offices	-	-	-	-	-	-	-	-	-	-	-	-
민 원 실 Service Support Offices	-	-	-	-	-	-	-	-	-	-	-	-
공 · 교 공 단 K.M.I.S	1	-	-	-	-	-	-	-	-	-	-	-
지 역 S.E	254	-	-	-	-	-	-	-	-	-	-	-
군 지 역 Rural	137	-	-	-	-	-	-	-	-	-	-	-
도 시 지 역 Urban	117	-	-	-	-	-	-	-	-	-	-	-
직 장 I.W	154	-	-	-	-	-	-	-	-	-	-	-
공 동 District	83	-	-	-	-	-	-	-	-	-	-	-
단 독 Individual	71	-	-	-	-	-	-	-	-	-	-	-
직 종 O.M.I	-	-	-	-	-	-	-	-	-	-	-	-
임 의 V.M.I	-	-	-	-	-	-	-	-	-	-	-	-

주 : 1) 직종 및 임의지역 의료보험조합은 '89.6.30 일자로 해산

2) 공·교의료보험관리공단과 지역의료보험조합이 '98.10.1 일 통합

3) 국민의료보험관리공단과 직장의료보험조합이 2000.7.1 일 통합

Note : 1) Societies of O.M.I & V.M.I are dissolved on 30 June.1989

2) K.M.I.C & S.Eare integrated on 1 October.1998

3) N.H.I.C & I.W are integrated on 1 July. 2000

제 I-2표
Table I-2

연도별 의료보장
Beneficiaries of Health Insurance

구 분 Division			1990	2000	2010	2011	2012	2013
의료보장 Medical Security			44,110,412	47,465,758	50,581,191	50,908,646	51,169,141	51,448,491
건 보	계 Total		40,180,023	45,895,749	48,906,795	49,299,165	49,662,097	49,989,620
	직 장 소 계 I.W. Sub-Total	소 계 Sub-Total	20,758,592	22,403,872	32,383,526	33,256,574	34,106,034	35,005,695
		가 입 자 Insured	6,511,164	7,267,972	12,763,729	13,396,713	13,990,644	14,606,113
		피부양자 Dependants	14,247,428	15,135,900	19,619,797	19,859,861	20,115,390	20,399,582
	- 근 로 자 C. E.	소 계 Sub-Total	16,155,231	17,577,672	27,746,938	28,649,521	29,526,657	30,453,514
		가 입 자 Insured	5,297,570	5,891,004	11,189,387	11,809,642	12,388,338	12,991,261
		피부양자 Dependants	10,857,661	11,686,668	16,557,551	16,839,879	17,138,319	17,462,253
	- 공 · 교 G. & T.	소 계 Sub-Total	4,603,361	4,826,200	4,636,588	4,607,053	4,579,377	4,552,181
		가 입 자 Insured	1,213,594	1,376,968	1,574,342	1,587,071	1,602,306	1,614,852
		피부양자 Dependants	3,389,767	3,449,232	3,062,246	3,019,982	2,977,071	2,937,329
	지 역 S.E	소 계 가 입 자 Insured	19,421,431	23,491,877	16,523,269	16,042,591	15,556,063	14,983,925
		S.T (세 대 수) (Households)	5,616,344	8,215,282	7,940,227	7,901,928	7,834,587	7,709,436
		군지역 가 입 자 Insured	6,179,600	3,286,043	1,791,296	1,761,119	1,713,452	1,685,837
		Rural (세 대 수) (Households)	1,659,061	1,144,395	886,246	896,719	913,375	915,352
		도 시 가 입 자 Insured	13,241,831	20,205,834	14,731,973	14,281,472	13,842,611	13,298,088
		Urban (세 대 수) (Households)	3,957,283	7,070,887	7,053,981	7,005,209	6,921,212	6,794,084
	직 종 O. M. I.	소 계 Sub-Total	-	-	-	-	-	-
		가 입 자 Insured	-	-	-	-	-	-
		피부양자 Dependants	-	-	-	-	-	-
	임 의 V. M. I.	가 입 자 Insured	-	-	-	-	-	-
		(세 대 수) (Households)	-	-	-	-	-	-
의료급여 Medical Aid	계 Total		3,930,389	1,570,009	1,674,396	1,609,481	1,507,044	1,458,871
	1 종 Class1		695,000	810,684	1,071,686	1,087,268	1,058,223	1,039,892
	2 종 Class2		1,958,920	759,325	602,710	522,213	448,821	418,979
	부조 Medical Assistant		1,276,469	-	-	-	-	-

주 : 연도말 기준, '90 년 의료급여는 보건복지부 책정기준

적용인구 현황

& Medical Aid by Year

(단위 : 명, 세대)
Unit : Person, Households

2014	2015	2016	2017	2018	2019	2020	2021	2022	2023
51,757,146	52,034,424	52,272,755	52,426,625	52,556,653	52,880,293	52,870,968	52,928,662	52,932,270	52,970,096
50,316,384	50,490,157	50,763,283	50,940,885	51,071,982	51,391,447	51,344,938	51,412,137	51,409,978	51,453,055
35,601,802	36,224,766	36,674,739	36,898,912	36,989,716	37,227,477	37,149,795	37,179,823	36,632,790	36,364,546
15,140,804	15,760,157	16,337,524	16,829,663	17,479,465	18,123,124	18,542,657	19,089,710	19,593,873	19,833,664
20,460,998	20,464,609	20,337,215	20,069,249	19,510,251	19,104,353	18,607,138	18,090,113	17,038,917	16,530,882
31,433,781	32,095,368	32,573,532	32,841,731	33,031,759	33,308,709	33,291,464	33,369,875	32,957,531	32,768,677
13,659,796	14,265,735	14,822,974	15,301,653	15,922,380	16,530,132	16,923,451	17,436,976	17,911,411	18,146,755
17,773,985	17,829,633	17,750,558	17,540,078	17,109,379	16,778,577	16,368,013	15,932,899	15,046,120	14,621,922
4,168,021	4,129,398	4,101,207	4,057,181	3,957,957	3,918,768	3,858,331	3,809,948	3,675,259	3,595,869
1,481,008	1,494,422	1,514,550	1,528,010	1,557,085	1,592,992	1,619,206	1,652,734	1,682,462	1,686,909
2,687,013	2,634,976	2,586,657	2,529,171	2,400,872	2,325,776	2,239,125	2,157,214	1,992,797	1,908,960
14,714,582	14,265,391	14,088,544	14,041,973	14,082,266	14,163,970	14,195,143	14,232,314	14,777,188	15,088,509
7,748,636	7,653,483	7,665,056	7,786,208	8,052,557	8,376,732	8,589,611	8,816,767	9,314,231	9,584,349
1,766,227	1,813,030	1,913,233	1,871,569	1,860,527	1,855,303	1,730,458	1,681,827	1,620,975	1,568,356
993,103	1,038,968	1,108,426	1,088,268	1,097,424	1,124,101	1,076,953	1,060,883	1,025,037	1,004,531
12,948,355	12,452,361	12,175,311	12,170,404	12,221,739	12,308,667	12,464,685	12,550,487	13,156,213	13,520,153
6,755,533	6,614,515	6,556,630	6,697,940	6,955,133	7,252,631	7,512,658	7,755,884	8,289,194	8,579,818
-	-	-	-	-	-	-	-	-	-
-	-	-	-	-	-	-	-	-	-
-	-	-	-	-	-	-	-	-	-
-	-	-	-	-	-	-	-	-	-
-	-	-	-	-	-	-	-	-	-
1,440,762	1,544,267	1,509,472	1,485,740	1,484,671	1,488,846	1,526,030	1,516,525	1,522,292	1,517,041
1,036,713	1,078,412	1,065,551	1,065,398	1,081,803	1,104,404	1,136,938	1,144,397	1,164,667	1,169,131
404,049	465,855	443,921	420,342	402,868	384,442	389,092	372,128	357,625	347,910
-	-	-	-	-	-	-	-	-	-

Note : As of the end of the Year, '90 Medical Assistant Population is as of estimate of Ministry of Health and Welfare

제 I-3표
Table I-3

시도별 연령별 성별
Beneficiaries by Province, Age and

구 분 Division		계 T	0 세 Age	1~4	5~9	10~14	15~19	20~24	25~29	30~34
계	T	52,970,096	229,437	1,130,745	2,025,280	2,349,324	2,349,603	2,951,273	3,604,445	3,606,015
남	M	26,478,201	117,583	579,119	1,037,922	1,206,406	1,209,920	1,533,304	1,909,247	1,919,752
여	F	26,491,895	111,854	551,626	987,358	1,142,918	1,139,683	1,417,969	1,695,198	1,686,263
서 울	Seoul	9,726,643	38,389	179,038	305,141	358,021	384,336	593,777	836,824	810,131
남	M	4,697,969	19,709	92,201	156,186	183,869	195,233	271,746	395,290	404,735
여	F	5,028,674	18,680	86,837	148,955	174,152	189,103	322,031	441,534	405,396
부 산	Busan	3,352,406	12,687	63,206	119,487	134,199	130,892	181,566	212,437	210,940
남	M	1,638,525	6,515	32,395	61,276	68,886	67,025	92,911	109,887	110,539
여	F	1,713,881	6,172	30,811	58,211	65,313	63,867	88,655	102,550	100,401
대 구	Daegu	2,414,027	9,360	48,742	93,219	106,623	108,567	138,813	153,736	150,960
남	M	1,187,872	4,810	25,115	47,672	54,713	56,273	73,005	81,390	81,504
여	F	1,226,155	4,550	23,627	45,547	51,910	52,294	65,808	72,346	69,456
인 천	Incheon	3,100,888	14,295	71,348	122,551	139,460	136,668	166,517	213,114	227,394
남	M	1,554,710	7,352	36,599	62,738	71,576	70,024	86,301	111,799	120,243
여	F	1,546,178	6,943	34,749	59,813	67,884	66,644	80,216	101,315	107,151
광 주	Gwangju	1,450,225	6,150	33,328	61,440	73,492	75,339	95,814	104,627	93,311
남	M	717,502	3,124	16,945	31,555	37,874	38,929	50,108	55,004	49,007
여	F	732,723	3,026	16,383	29,885	35,618	36,410	45,706	49,623	44,304
대 전	Daejeon	1,471,532	7,218	32,912	57,301	67,497	71,731	97,265	111,777	102,496
남	M	733,999	3,713	16,921	29,483	34,759	37,082	49,644	59,262	54,706
여	F	737,533	3,505	15,991	27,818	32,738	34,649	47,621	52,515	47,790
울 산	Ulsan	1,131,098	5,010	25,505	49,371	56,495	53,711	56,889	70,793	73,430
남	M	584,698	2,522	12,975	25,513	29,273	28,219	32,404	40,987	41,521
여	F	546,400	2,488	12,530	23,858	27,222	25,492	24,485	29,806	31,909
세 종	Sejong	394,481	2,654	14,667	26,406	27,965	22,975	18,435	21,121	28,336
남	M	197,064	1,324	7,395	13,494	14,249	11,443	9,597	10,608	14,058
여	F	197,417	1,330	7,272	12,912	13,716	11,532	8,838	10,513	14,278
경 기	Gyeonggi	14,198,708	69,291	342,896	598,857	676,657	658,586	789,629	987,096	1,031,404
남	M	7,184,016	35,598	175,287	306,342	346,068	336,934	413,795	533,973	554,651
여	F	7,014,692	33,693	167,609	292,515	330,589	321,652	375,834	453,123	476,753
강 원	Gangwon	1,553,457	6,660	32,065	52,487	63,447	66,370	82,968	87,910	84,279
남	M	782,325	3,379	16,403	26,855	32,657	34,686	46,079	49,737	45,995
여	F	771,132	3,281	15,662	25,632	30,790	31,684	36,889	38,173	38,284
충 북	Chungbuk	1,652,226	7,617	34,838	62,742	73,291	73,067	88,824	107,521	104,532
남	M	846,417	3,893	17,925	32,034	37,627	38,142	49,140	61,717	60,006
여	F	805,809	3,724	16,913	30,708	35,664	34,925	39,684	45,804	44,526
충 남	Chungnam	2,233,068	9,573	49,406	88,679	103,836	101,972	117,153	132,658	137,629
남	M	1,151,444	4,871	25,419	45,386	53,582	52,894	63,941	77,007	77,909
여	F	1,081,624	4,702	23,987	43,293	50,254	49,078	53,212	55,651	59,720
전 북	Jeonbuk	1,793,348	6,537	32,760	63,843	80,871	84,653	100,775	103,154	92,806
남	M	894,723	3,315	16,574	32,810	41,547	43,975	54,443	56,796	49,899
여	F	898,625	3,222	16,186	31,033	39,324	40,678	46,332	46,358	42,907
전 남	Jeonnam	1,848,641	7,707	36,253	64,307	79,815	80,072	91,916	99,772	91,994
남	M	937,587	3,897	18,413	32,990	40,827	41,497	52,176	57,674	50,807
여	F	911,054	3,810	17,840	31,317	38,988	38,575	39,740	42,098	41,187
경 북	Gyeongbuk	2,617,518	10,131	50,302	93,218	109,499	109,840	129,298	138,241	137,913
남	M	1,327,563	5,271	25,744	47,913	56,853	57,917	73,972	80,818	78,014
여	F	1,289,955	4,860	24,558	45,305	52,646	51,923	55,326	57,423	59,899
경 남	Gyeongnam	3,336,999	12,963	66,721	134,397	161,409	156,579	164,662	181,711	186,409
남	M	1,692,499	6,688	34,208	69,291	83,181	81,787	93,830	104,666	104,140
여	F	1,644,500	6,275	32,513	65,106	78,228	74,792	70,832	77,045	82,269
제 주	Jeju	694,831	3,195	16,758	31,834	36,747	34,245	36,972	41,953	42,051
남	M	349,288	1,602	8,600	16,384	18,865	17,860	20,212	22,632	22,018
여	F	345,543	1,593	8,158	15,450	17,882	16,385	16,760	19,321	20,033

주 : 1) 연도말 기준

2) 군위군이 경북에서 대구로 편입됨(2023.7.1.)에 따라 군위군 적용인구는 대구에 모두 포함하였으며, 작성기준에 따라 다른 통계자료집과 수치가 상이할 수 있음

적용인구 현황(의료보장)

Gender (Health Insurance & Medical Aid)

(단위 : 명)

Unit : Person

35~39	40~44	45~49	50~54	55~59	60~64	65~69	70~74	75~79	80~84	85 세 이상 and over
3,366,106	4,190,168	3,984,776	4,642,522	4,330,976	4,350,616	3,493,492	2,298,028	1,707,483	1,335,500	1,024,307
1,750,643	2,142,595	2,031,608	2,354,450	2,174,820	2,157,547	1,698,777	1,077,054	758,064	519,979	299,411
1,615,463	2,047,573	1,953,168	2,288,072	2,156,156	2,193,069	1,794,715	1,220,974	949,419	815,521	724,896
681,604	764,325	706,240	824,793	735,238	740,137	631,757	426,064	323,267	229,950	157,611
340,476	380,704	351,107	408,903	359,547	354,387	295,048	195,549	143,644	97,279	52,356
341,128	383,621	355,133	415,890	375,691	385,750	336,709	230,515	179,623	132,671	105,255
194,001	256,106	237,292	279,711	270,499	299,773	267,918	187,802	133,858	97,051	62,981
99,887	129,873	120,144	138,579	130,481	141,435	126,075	85,777	59,280	38,769	18,791
94,114	126,233	117,148	141,132	140,018	158,338	141,843	102,025	74,578	58,282	44,190
138,159	181,668	180,721	217,852	209,499	207,746	162,724	115,647	80,413	64,337	45,241
73,112	90,270	89,771	106,522	102,152	99,949	77,219	52,140	34,286	24,566	13,403
65,047	91,398	90,950	111,330	107,347	107,797	85,505	63,507	46,127	39,771	31,838
211,482	259,699	238,354	273,278	260,197	260,599	195,037	115,930	84,676	61,775	48,514
110,713	134,482	122,540	137,396	128,170	129,527	94,860	55,099	37,757	23,912	13,622
100,769	125,217	115,814	135,882	132,027	131,072	100,177	60,831	46,919	37,863	34,892
86,976	116,586	115,134	129,506	116,100	107,095	80,605	56,134	43,379	31,984	23,225
44,293	58,294	57,289	64,319	57,268	51,777	38,055	25,280	18,806	12,675	6,900
42,683	58,292	57,845	65,187	58,832	55,318	42,550	30,854	24,573	19,309	16,325
90,778	112,195	111,851	130,867	116,769	114,342	90,938	58,018	41,624	31,724	24,229
47,426	56,455	55,679	65,617	58,032	55,730	43,695	27,277	18,584	12,584	7,350
43,352	55,740	56,172	65,250	58,737	58,612	47,243	30,741	23,040	19,140	16,879
71,364	94,606	87,973	104,363	105,399	98,892	73,292	44,549	27,459	19,127	12,870
38,552	49,180	45,357	52,020	53,646	50,511	36,467	21,831	12,810	7,553	3,357
32,812	45,426	42,616	52,343	51,753	48,381	36,825	22,718	14,649	11,574	9,513
32,884	42,617	36,078	32,128	23,707	21,502	16,640	10,015	6,568	5,170	4,613
16,389	20,842	18,263	17,031	12,248	10,796	8,227	4,832	2,989	2,024	1,255
16,495	21,775	17,815	15,097	11,459	10,706	8,413	5,183	3,579	3,146	3,358
989,784	1,217,927	1,132,927	1,286,690	1,153,119	1,092,394	818,368	493,983	368,583	276,292	214,225
517,470	626,902	578,929	652,217	580,410	549,557	402,787	233,299	164,279	110,136	65,382
472,314	591,025	553,998	634,473	572,709	542,837	415,581	260,684	204,304	166,156	148,843
79,891	104,385	107,910	133,137	133,665	149,859	128,864	78,192	64,180	54,543	42,645
41,930	53,086	55,183	69,193	68,443	74,946	64,676	37,081	28,594	21,021	12,381
37,961	51,299	52,727	63,944	65,222	74,913	64,188	41,111	35,586	33,522	30,264
98,355	120,665	118,454	140,740	140,657	144,901	119,579	74,525	55,046	47,754	39,118
53,118	63,173	61,432	72,850	72,028	73,802	59,842	35,921	24,657	18,086	11,024
45,237	57,492	57,022	67,890	68,629	71,099	59,737	38,604	30,389	29,668	28,094
139,884	174,749	165,262	187,615	177,857	185,425	150,211	103,041	77,851	67,849	62,418
76,224	93,515	88,221	100,401	93,372	95,048	74,726	49,410	35,471	25,715	18,332
63,660	81,234	77,041	87,214	84,485	90,377	75,485	53,631	42,380	42,134	44,086
89,783	120,441	129,248	155,217	150,958	157,421	131,027	95,963	76,297	65,571	56,023
46,311	61,631	66,320	80,824	77,932	79,093	64,532	45,226	33,788	24,051	15,656
43,472	58,810	62,928	74,393	73,026	78,328	66,495	50,737	42,509	41,520	40,367
90,484	121,720	124,895	154,831	161,373	170,425	139,004	104,200	86,273	78,913	64,687
47,892	64,346	66,708	83,225	86,658	88,278	70,320	49,975	37,583	28,001	16,320
42,592	57,374	58,187	71,606	74,715	82,147	68,684	54,225	48,690	50,912	48,367
138,229	182,771	182,614	222,989	229,660	249,030	206,534	149,801	104,016	95,684	77,748
74,352	95,422	95,116	116,040	118,174	126,075	103,019	71,111	46,214	34,767	20,771
63,877	87,349	87,498	106,949	111,486	122,955	103,515	78,690	57,802	60,917	56,977
190,760	262,020	254,963	304,601	289,368	297,310	239,230	158,104	111,935	91,112	72,745
101,499	135,621	131,184	156,198	146,755	149,508	118,609	75,078	49,381	32,416	18,459
89,261	126,399	123,779	148,403	142,613	147,802	120,621	83,026	62,554	58,696	54,286
41,688	57,688	54,860	64,204	56,911	53,765	41,764	26,060	22,058	16,664	15,414
20,999	28,799	28,365	33,115	29,504	27,128	20,620	12,168	9,941	6,424	4,052
20,689	28,889	26,495	31,089	27,407	26,637	21,144	13,892	12,117	10,240	11,362

Note : As of the end of the Year

제 I-3-1표

Table I-3-1

시도별 연령별 성별

Beneficiaries by Province,

구 분 Division		계 T	0 세 Age	1~4	5~9	10~14	15~19	20~24	25~29	30~34
계	T	51,453,055	228,075	1,120,106	1,997,362	2,300,062	2,287,296	2,893,742	3,574,698	3,581,621
남	M	25,752,807	116,859	573,749	1,023,779	1,181,254	1,178,332	1,504,459	1,893,495	1,907,745
여	F	25,700,248	111,216	546,357	973,583	1,118,808	1,108,964	1,389,283	1,681,203	1,673,876
서울	Seoul	9,468,103	38,160	177,582	301,320	351,667	375,514	584,325	831,292	805,968
남	M	4,570,143	19,586	91,415	154,255	180,565	190,738	267,042	392,193	402,565
여	F	4,897,960	18,574	86,167	147,065	171,102	184,776	317,283	439,099	403,403
부산	Busan	3,206,681	12,596	62,471	117,363	130,495	125,699	175,993	209,532	208,927
남	M	1,569,175	6,471	32,023	60,194	66,945	64,422	90,145	108,343	109,499
여	F	1,637,506	6,125	30,448	57,169	63,550	61,277	85,848	101,189	99,428
대구	Daegu	2,315,950	9,295	48,218	91,593	103,610	104,619	134,578	151,603	149,428
남	M	1,142,689	4,774	24,858	46,844	53,169	54,306	70,872	80,203	80,702
여	F	1,173,261	4,521	23,360	44,749	50,441	50,313	63,706	71,400	68,726
인천	Incheon	2,999,015	14,175	70,388	120,271	135,602	132,158	162,582	211,028	225,527
남	M	1,507,186	7,289	36,104	61,545	69,572	67,744	84,358	110,742	119,475
여	F	1,491,829	6,886	34,284	58,726	66,030	64,414	78,224	100,286	106,052
광주	Gwangju	1,389,330	6,052	32,648	59,832	70,754	72,176	92,374	102,699	91,849
남	M	688,577	3,065	16,629	30,743	36,506	37,281	48,376	54,026	48,304
여	F	700,753	2,987	16,019	29,089	34,248	34,895	43,998	48,673	43,545
대전	Daejeon	1,422,220	7,146	32,456	56,179	65,731	69,335	94,992	110,549	101,556
남	M	710,532	3,675	16,694	28,894	33,863	35,838	48,506	58,616	54,261
여	F	711,688	3,471	15,762	27,285	31,868	33,497	46,486	51,933	47,295
울산	Ulsan	1,108,013	4,989	25,336	48,862	55,674	52,743	56,194	70,448	73,075
남	M	573,622	2,513	12,895	25,264	28,845	27,711	32,072	40,808	41,343
여	F	534,391	2,476	12,441	23,598	26,829	25,032	24,122	29,640	31,732
세종	Sejong	390,142	2,648	14,633	26,295	27,753	22,747	18,292	21,046	28,273
남	M	194,955	1,319	7,386	13,447	14,147	11,341	9,518	10,567	14,032
여	F	195,187	1,329	7,247	12,848	13,606	11,406	8,774	10,479	14,241
경기	Gyeonggi	13,940,405	69,090	340,983	594,106	668,271	648,321	780,731	982,578	1,027,381
남	M	7,061,630	35,493	174,341	303,966	341,957	331,796	409,313	531,654	552,724
여	F	6,878,775	33,597	166,642	290,140	326,314	316,525	371,418	450,924	474,657
강원	Gangwon	1,500,026	6,625	31,730	51,664	61,839	64,249	81,069	86,986	83,563
남	M	756,973	3,360	16,244	26,430	31,823	33,578	45,132	49,272	45,653
여	F	743,053	3,265	15,486	25,234	30,016	30,671	35,937	37,714	37,910
충북	Chungbuk	1,604,662	7,559	34,413	61,761	71,520	71,017	87,215	106,650	103,689
남	M	823,786	3,868	17,712	31,534	36,724	37,091	48,305	61,262	59,580
여	F	780,876	3,691	16,701	30,227	34,796	33,926	38,910	45,388	44,109
충남	Chungnam	2,176,421	9,531	49,003	87,533	101,790	99,412	115,283	131,765	136,787
남	M	1,124,211	4,849	25,227	44,813	52,543	51,574	62,979	76,554	77,518
여	F	1,052,210	4,682	23,776	42,720	49,247	47,838	52,304	55,211	59,269
전북	Jeonbuk	1,713,688	6,464	32,170	62,122	77,644	80,384	96,945	101,432	91,511
남	M	856,870	3,285	16,279	31,928	39,871	41,837	52,595	55,945	49,267
여	F	856,818	3,179	15,891	30,194	37,773	38,547	44,350	45,487	42,244
전남	Jeonnam	1,783,143	7,637	35,790	62,969	77,327	77,177	89,595	98,709	90,929
남	M	905,055	3,864	18,175	32,308	39,541	40,035	50,978	57,092	50,253
여	F	878,088	3,773	17,615	30,661	37,786	37,142	38,617	41,617	40,676
경북	Gyeongbuk	2,524,230	10,053	49,665	91,614	106,561	106,216	126,250	136,673	136,417
남	M	1,283,714	5,222	25,422	47,100	55,343	56,057	72,430	79,987	77,260
여	F	1,240,516	4,831	24,243	44,514	51,218	50,159	53,820	56,686	59,157
경남	Gyeongnam	3,236,827	12,887	66,051	132,580	158,023	152,458	161,328	180,172	185,009
남	M	1,644,353	6,641	33,850	68,402	81,472	79,719	92,120	103,830	103,439
여	F	1,592,474	6,246	32,201	64,178	76,551	72,739	69,208	76,342	81,570
제주	Jeju	674,199	3,168	16,569	31,298	35,801	33,071	35,996	41,536	41,732
남	M	339,336	1,585	8,495	16,112	18,368	17,264	19,718	22,401	21,870
여	F	334,863	1,583	8,074	15,186	17,433	15,807	16,278	19,135	19,862

주 : 1) 연도말 기준

2) 주민등록 실거주지 기준

적용인구 현황(건강보험)

Age and Gender (Health Insurance)

(단위 : 명)

Unit : Person

35~39	40~44	45~49	50~54	55~59	60~64	65~69	70~74	75~79	80~84	85 세이상 and over
3,335,789	4,135,877	3,909,253	4,520,410	4,183,158	4,170,065	3,309,991	2,160,185	1,592,979	1,232,406	919,980
1,736,618	2,117,690	1,994,705	2,289,531	2,089,308	2,051,168	1,599,361	1,012,324	713,512	488,424	280,494
1,599,171	2,018,187	1,914,548	2,230,879	2,093,850	2,118,897	1,710,630	1,147,861	879,467	743,982	639,486
676,865	756,157	694,491	803,770	708,935	707,251	598,010	400,688	301,891	211,922	142,295
338,216	376,663	345,281	397,783	344,369	334,516	276,335	183,327	134,889	91,259	49,146
338,649	379,494	349,210	405,987	364,566	372,735	321,675	217,361	167,002	120,663	93,149
191,553	251,065	230,133	267,506	256,155	281,805	248,693	173,422	122,344	86,908	54,021
98,755	127,559	116,546	132,079	122,258	130,922	115,942	79,140	55,004	35,790	17,138
92,798	123,506	113,587	135,427	133,897	150,883	132,751	94,282	67,340	51,118	36,883
136,272	178,036	175,589	209,307	199,105	195,489	151,332	106,799	73,624	58,156	39,297
72,196	88,708	87,391	102,294	96,418	93,210	71,383	48,286	31,802	22,829	12,444
64,076	89,328	88,198	107,013	102,687	102,279	79,949	58,513	41,822	35,327	26,853
209,325	255,688	232,978	265,058	250,731	249,017	183,199	107,400	77,254	55,069	41,565
109,771	132,700	120,088	133,192	122,865	122,935	88,654	51,163	34,934	21,822	12,233
99,554	122,988	112,890	131,866	127,866	126,082	94,545	56,237	42,320	33,247	29,332
85,235	113,817	111,537	124,136	109,942	99,848	74,474	51,881	40,145	29,329	20,602
43,546	57,134	55,658	61,634	54,014	47,740	34,811	23,241	17,548	11,868	6,453
41,689	56,683	55,879	62,502	55,928	52,108	39,663	28,640	22,597	17,461	14,149
89,676	110,328	109,145	126,649	111,956	108,570	85,202	53,838	38,385	28,925	21,602
46,956	55,648	54,406	63,493	55,373	52,502	40,680	25,279	17,303	11,719	6,826
42,720	54,680	54,739	63,156	56,583	56,068	44,522	28,559	21,082	17,206	14,776
70,868	93,700	86,789	102,479	103,217	96,275	70,092	42,214	25,748	17,685	11,625
38,334	48,762	44,786	50,969	52,355	49,000	34,827	20,786	12,109	7,104	3,139
32,534	44,938	42,003	51,510	50,862	47,275	35,265	21,428	13,639	10,581	8,486
32,773	42,434	35,850	31,808	23,331	21,019	16,149	9,652	6,277	4,880	4,282
16,333	20,754	18,140	16,862	12,008	10,506	7,936	4,649	2,888	1,938	1,184
16,440	21,680	17,710	14,946	11,323	10,513	8,213	5,003	3,389	2,942	3,098
984,864	1,209,330	1,121,055	1,267,056	1,129,111	1,062,959	787,362	470,310	347,063	256,483	193,351
515,202	622,979	573,220	641,929	566,303	531,781	385,727	222,156	155,920	103,883	61,286
469,662	586,351	547,835	625,127	562,808	531,178	401,635	248,154	191,143	152,600	132,065
78,948	102,611	105,473	129,166	128,688	143,441	122,146	73,441	59,889	50,418	38,080
41,473	52,258	53,976	66,975	65,501	71,190	60,984	34,887	26,940	19,779	11,518
37,475	50,353	51,497	62,191	63,187	72,251	61,162	38,554	32,949	30,639	26,562
97,222	118,865	116,043	137,191	136,102	139,411	113,900	70,389	51,534	44,463	35,718
52,590	62,347	60,203	70,933	69,403	70,610	56,817	33,986	23,340	17,066	10,415
44,632	56,518	55,840	66,258	66,699	68,801	57,083	36,403	28,194	27,397	25,303
138,763	172,650	162,329	183,301	172,480	178,987	143,310	97,918	73,554	63,944	58,081
75,736	92,551	86,752	98,038	90,208	91,184	70,939	46,915	33,829	24,482	17,520
63,027	80,099	75,577	85,263	82,272	87,803	72,371	51,003	39,725	39,462	40,561
88,021	117,287	124,924	148,771	143,405	148,467	122,472	89,306	71,020	60,700	50,643
45,495	60,274	64,309	77,488	73,593	73,849	59,767	41,969	31,677	22,661	14,781
42,526	57,013	60,615	71,283	69,812	74,618	62,705	47,337	39,343	38,039	35,862
89,070	119,402	121,631	149,926	155,156	162,822	131,774	98,568	81,240	74,485	58,936
47,234	63,267	64,920	80,351	82,767	83,509	66,095	47,093	35,421	26,667	15,485
41,836	56,135	56,711	69,575	72,389	79,313	65,679	51,475	45,819	47,818	43,451
136,261	179,170	177,585	215,611	220,558	238,089	195,657	141,205	97,497	88,912	70,236
73,378	93,694	92,545	111,897	112,762	119,689	97,317	67,325	43,827	32,827	19,632
62,883	85,476	85,040	103,714	107,796	118,400	98,340	73,880	53,670	56,085	50,604
188,789	258,398	249,873	296,157	279,364	285,290	226,761	148,692	104,728	84,542	65,725
100,569	133,905	128,593	151,382	140,779	142,331	111,820	70,724	46,671	30,646	17,460
88,220	124,493	121,280	144,775	138,585	142,959	114,941	77,968	58,057	53,896	48,265
41,284	56,939	53,828	62,518	54,922	51,325	39,458	24,462	20,786	15,585	13,921
20,834	28,487	27,891	32,232	28,332	25,694	19,327	11,398	9,410	6,084	3,834
20,450	28,452	25,937	30,286	26,590	25,631	20,131	13,064	11,376	9,501	10,087

Note : 1) As of the end of the Year
2) Based on the resident place

제 I-3-2표
Table I-3-2

시도별 연령별 성별
Beneficiaries by Province

구 분 Division		계 T	0 세 Age	1~4	5~9	10~14	15~19	20~24	25~29	30~34
계 합	T	36,364,546	181,657	904,960	1,614,084	1,844,152	1,809,111	2,193,634	2,770,683	2,679,776
	M	18,284,596	93,014	463,694	827,396	947,968	933,931	1,141,056	1,472,879	1,434,467
	F	18,079,950	88,643	441,266	786,688	896,184	875,180	1,052,578	1,297,804	1,245,309
가 입 자 합	The Insured	19,833,664	-	11	65	160	50,283	679,310	2,051,155	2,303,879
	M	11,437,927	-	6	40	97	26,605	308,364	1,065,714	1,316,208
	F	8,395,737	-	5	25	63	23,678	370,946	985,441	987,671
피부양자 합	Dependents	16,530,882	181,657	904,949	1,614,019	1,843,992	1,758,828	1,514,324	719,528	375,897
	M	6,846,669	93,014	463,688	827,356	947,871	907,326	832,692	407,165	118,259
	F	9,684,213	88,643	441,261	786,663	896,121	851,502	681,632	312,363	257,638
서울 합	Seoul	6,696,338	31,623	147,698	249,233	286,989	300,333	430,793	635,656	601,748
	M	3,248,884	16,206	76,072	127,712	147,561	153,600	198,975	297,825	297,709
	F	3,447,454	15,417	71,626	121,521	139,428	146,733	231,818	337,831	304,039
부산 합	Busan	2,245,629	10,125	50,430	94,041	104,021	98,215	131,538	159,616	153,151
	M	1,100,923	5,189	25,899	48,259	53,536	50,425	67,182	81,894	79,896
	F	1,144,706	4,936	24,531	45,782	50,485	47,790	64,356	77,722	73,255
대구 합	Daegu	1,644,906	7,342	38,569	73,326	82,704	82,696	103,118	117,096	109,853
	M	811,626	3,760	19,842	37,445	42,507	43,052	54,143	61,842	59,283
	F	833,280	3,582	18,727	35,881	40,197	39,644	48,975	55,254	50,570
인천 합	Incheon	2,116,476	10,902	55,173	94,867	107,386	103,665	124,289	162,036	163,665
	M	1,065,324	5,642	28,333	48,527	55,037	53,114	63,886	84,973	86,873
	F	1,051,152	5,260	26,840	46,340	52,349	50,551	60,403	77,063	76,792
광주 합	Gwangju	999,527	4,761	26,321	48,558	57,441	58,334	69,537	77,527	67,103
	M	496,196	2,410	13,452	24,933	29,678	30,092	36,496	40,704	35,180
	F	503,331	2,351	12,869	23,625	27,763	28,242	33,041	36,823	31,923
대전 합	Daejeon	1,025,815	5,777	26,654	46,407	54,067	55,605	70,151	84,707	76,455
	M	513,755	2,978	13,698	23,800	27,881	28,891	35,941	44,767	40,872
	F	512,060	2,799	12,956	22,607	26,186	26,714	34,210	39,940	35,583
울산 합	Ulsan	833,934	4,126	21,301	41,012	46,463	43,680	46,021	57,606	56,965
	M	439,614	2,072	10,853	21,221	24,108	22,943	26,379	34,036	33,033
	F	394,320	2,054	10,448	19,791	22,355	20,737	19,642	23,570	23,932
세종 합	Sejong	315,031	2,356	13,065	23,360	24,557	19,825	15,108	17,676	23,700
	M	159,079	1,160	6,585	11,919	12,565	9,899	7,846	8,937	11,828
	F	155,952	1,196	6,480	11,441	11,992	9,926	7,262	8,739	11,872
경기 합	Gyeonggi	10,062,550	55,646	277,271	484,832	542,376	520,561	607,922	775,899	777,834
	M	5,127,750	28,612	141,823	248,002	277,756	266,913	317,178	422,557	423,133
	F	4,934,800	27,034	135,448	236,830	264,620	253,648	290,744	353,342	354,701
강원 합	Gangwon	1,011,021	5,299	25,720	41,536	49,139	50,190	61,284	68,043	63,443
	M	512,799	2,698	13,147	21,227	25,235	26,182	33,940	38,825	34,993
	F	498,222	2,601	12,573	20,309	23,904	24,008	27,344	29,218	28,450
충북 합	Chungbuk	1,134,537	6,058	28,029	50,010	57,429	55,868	66,894	84,905	80,513
	M	585,610	3,091	14,499	25,572	29,430	29,216	37,064	49,578	47,183
	F	548,927	2,967	13,530	24,438	27,999	26,652	29,830	35,327	33,330
충남 합	Chungnam	1,508,655	7,481	39,362	70,124	80,500	77,330	84,619	100,632	103,326
	M	784,611	3,795	20,214	35,925	41,508	40,197	46,516	59,604	59,678
	F	724,044	3,686	19,148	34,199	38,992	37,133	38,103	41,028	43,648
전북 합	Jeonbuk	1,166,842	4,788	24,865	48,299	60,089	61,411	71,517	76,740	66,864
	M	581,201	2,413	12,546	24,827	30,977	32,087	38,672	42,477	36,142
	F	585,641	2,375	12,319	23,472	29,112	29,324	32,845	34,263	30,722
전남 합	Jeonnam	1,182,210	5,545	27,182	47,996	58,232	57,453	66,401	75,347	66,369
	M	601,891	2,789	13,808	24,697	29,801	29,740	37,426	43,571	36,981
	F	580,319	2,756	13,374	23,299	28,431	27,713	28,975	31,776	29,388
경북 합	Gyeongbuk	1,718,069	7,423	38,490	71,304	81,608	80,402	92,925	104,805	100,449
	M	877,388	3,877	19,690	36,735	42,511	42,590	53,431	62,133	57,605
	F	840,681	3,546	18,800	34,569	39,097	37,812	39,494	42,672	42,844
경남 합	Gyeongnam	2,260,084	10,080	52,477	105,784	124,700	119,087	124,670	141,298	138,792
	M	1,156,162	5,153	26,890	54,544	64,317	62,241	71,496	82,539	78,647
	F	1,103,922	4,927	25,587	51,240	60,383	56,846	53,174	58,759	60,145
제주 합	Jeju	442,922	2,325	12,353	23,395	26,451	24,456	26,847	31,094	29,546
	M	221,783	1,169	6,343	12,051	13,560	12,749	14,485	16,617	15,431
	F	221,139	1,156	6,010	11,344	12,891	11,707	12,362	14,477	14,115

주 : 1) 연도말 기준

2) 주민등록 실거주지 기준

적용인구 현황(직장)

Age and Gender(I.W)

(단위 : 명)

Unit : Person

35~39	40~44	45~49	50~54	55~59	60~64	65~69	70~74	75~79	80~84	85 세이상 and over
2,466,137	2,995,809	2,772,072	3,117,661	2,804,188	2,590,067	1,987,815	1,313,595	990,819	783,875	544,451
1,297,051	1,546,505	1,417,575	1,575,129	1,400,944	1,269,385	946,141	605,429	434,360	307,596	170,076
1,169,086	1,449,304	1,354,497	1,542,532	1,403,244	1,320,682	1,041,674	708,166	556,459	476,279	374,375
2,061,147	2,472,850	2,309,430	2,554,932	2,169,823	1,656,257	963,396	377,417	134,030	38,676	10,843
1,234,495	1,478,363	1,349,605	1,474,255	1,242,181	968,288	590,740	248,528	95,904	29,920	8,614
826,652	994,487	959,825	1,080,677	927,642	687,969	372,656	128,889	38,126	8,756	2,229
404,990	522,959	462,642	562,729	634,365	933,810	1,024,419	936,178	856,789	745,199	533,608
62,556	68,142	67,970	100,874	158,763	301,097	355,401	356,901	338,456	277,676	161,462
342,434	454,817	394,672	461,855	475,602	632,713	669,018	579,277	518,333	467,523	372,146
503,207	552,294	497,200	555,372	472,267	438,287	359,180	240,654	181,317	128,791	83,696
250,997	275,222	248,153	276,072	231,425	209,176	167,328	111,098	80,756	54,904	28,093
252,210	277,072	249,047	279,300	240,842	229,111	191,852	129,556	100,561	73,887	55,603
139,218	177,784	159,333	181,168	172,738	179,528	154,093	109,546	79,626	57,768	33,690
72,218	90,619	80,845	89,031	82,677	83,322	70,998	49,057	35,347	23,589	10,940
67,000	87,165	78,488	92,137	90,061	96,206	83,095	60,489	44,279	34,179	22,750
99,329	127,326	123,428	144,934	136,274	126,319	94,987	67,305	47,508	38,377	24,415
52,916	63,737	61,318	70,211	65,369	60,009	44,074	29,841	19,904	14,772	7,601
46,413	63,589	62,110	74,723	70,905	66,310	50,913	37,464	27,604	23,605	16,814
149,823	182,039	163,768	181,963	168,778	157,827	112,815	67,406	49,242	35,574	25,258
79,439	95,281	84,678	91,177	82,193	77,356	53,494	31,658	21,947	14,020	7,696
70,384	86,758	79,090	90,786	86,585	80,471	59,321	35,748	27,295	21,554	17,562
62,174	82,267	80,213	88,282	76,627	64,179	46,264	32,140	25,589	19,356	12,854
31,822	41,398	39,918	43,850	38,023	31,028	21,342	14,040	10,613	7,405	3,812
30,352	40,869	40,295	44,432	38,604	33,151	24,922	18,100	14,976	11,951	9,042
67,258	80,838	79,433	90,155	77,746	69,818	52,399	32,657	23,889	18,448	13,351
35,411	41,046	39,479	45,234	38,701	33,780	24,844	14,911	10,381	7,135	4,005
31,847	39,792	39,954	44,921	39,045	36,038	27,555	17,746	13,508	11,313	9,346
54,783	70,924	64,144	75,034	76,292	64,831	45,214	27,557	17,470	12,605	7,906
30,468	37,846	33,794	37,728	40,152	33,942	22,403	13,425	8,002	5,010	2,199
24,315	33,078	30,350	37,306	36,140	30,889	22,811	14,132	9,468	7,595	5,707
27,631	35,545	29,532	25,418	17,767	13,825	9,940	5,875	3,983	3,199	2,669
13,934	17,759	15,273	13,777	9,411	6,996	4,800	2,693	1,745	1,225	727
13,697	17,786	14,259	11,641	8,356	6,829	5,140	3,182	2,238	1,974	1,942
737,481	891,445	811,691	887,465	766,110	671,792	479,125	287,259	213,129	159,388	115,324
391,114	464,355	417,683	450,425	383,872	335,374	231,640	134,260	94,133	63,248	35,672
346,367	427,090	394,008	437,040	382,238	336,418	247,485	152,999	118,996	96,140	79,652
58,061	73,195	73,362	86,628	81,956	81,976	66,759	39,992	34,016	29,668	20,754
30,960	37,749	37,702	44,669	41,666	40,085	32,694	18,447	14,691	11,428	6,461
27,101	35,446	35,660	41,959	40,290	41,891	34,065	21,545	19,325	18,240	14,293
73,060	87,023	82,876	94,912	90,835	85,182	67,344	42,037	32,182	28,520	20,860
40,206	46,115	42,980	48,627	46,009	42,505	32,626	19,735	14,065	10,849	6,260
32,854	40,908	39,896	46,285	44,826	42,677	34,718	22,302	18,117	17,671	14,600
103,116	124,995	114,083	123,604	111,291	105,367	82,793	58,186	45,708	41,693	34,445
57,473	68,276	61,089	65,644	57,833	52,640	39,538	26,995	20,451	16,040	11,195
45,643	56,719	52,994	57,960	53,458	52,727	43,255	31,191	25,257	25,653	23,250
62,923	81,848	85,057	100,117	94,182	89,361	71,031	53,752	44,910	39,645	29,443
32,821	42,155	43,105	51,089	47,377	43,394	33,431	24,158	19,361	14,775	9,394
30,102	39,693	41,952	49,028	46,805	45,967	37,600	29,594	25,549	24,870	20,049
62,938	82,066	80,667	97,927	98,559	93,798	74,402	58,123	50,676	46,841	31,688
33,779	43,978	42,676	51,713	52,522	47,156	35,958	26,740	21,506	17,441	9,609
29,159	38,088	37,991	46,214	46,037	46,642	38,444	31,383	29,170	29,400	22,079
97,966	124,090	118,902	143,082	143,576	144,775	116,907	87,593	63,221	59,145	41,406
53,701	65,771	61,617	73,093	73,028	71,668	56,514	40,540	27,855	22,148	12,881
44,265	58,319	57,285	69,989	70,548	73,107	60,393	47,053	35,366	36,997	28,525
139,158	185,173	174,172	202,265	185,349	174,128	133,120	90,075	66,228	55,222	38,306
75,548	96,671	89,634	102,728	93,468	86,724	64,268	41,790	28,401	19,936	11,167
63,610	88,502	84,538	99,537	91,881	87,404	68,852	48,285	37,827	35,286	27,139
28,011	36,957	34,211	39,335	33,841	29,074	21,442	13,438	12,125	9,635	8,386
14,244	18,527	17,631	20,061	17,218	14,230	10,189	6,041	5,202	3,671	2,364
13,767	18,430	16,580	19,274	16,623	14,844	11,253	7,397	6,923	5,964	6,022

Note : 1) As of the end of the Year
2) Based on the resident place

제 I-3-3표
Table I-3-3

시도별 연령별 성별
Beneficiaries by Province,

구 분 Division		계 T	0 세 Age	1~4	5~9	10~14	15~19	20~24	25~29	30~34
세 대 수	Households	9,584,349	934	6,991	17,995	26,969	47,754	246,855	405,072	507,784
남	M	6,043,558	504	3,572	9,243	13,785	22,579	116,580	214,193	302,751
여	F	3,540,791	430	3,419	8,752	13,184	25,175	130,275	190,879	205,033
가입자	The Insured	15,088,509	46,418	215,146	383,278	455,910	478,185	700,108	804,015	901,845
남	M	7,468,211	23,845	110,055	196,383	233,286	244,401	363,403	420,616	473,278
여	F	7,620,298	22,573	105,091	186,895	222,624	233,784	336,705	383,399	428,567
서 울	Seoul	2,771,765	6,537	29,884	52,087	64,678	75,181	153,532	195,636	204,220
남	M	1,321,259	3,380	15,343	26,543	33,004	37,138	68,067	94,368	104,856
여	F	1,450,506	3,157	14,541	25,544	31,674	38,043	85,465	101,268	99,364
부 산	Busan	961,052	2,471	12,041	23,322	26,474	27,484	44,455	49,916	55,776
남	M	468,252	1,282	6,124	11,935	13,409	13,997	22,963	26,449	29,603
여	F	492,800	1,189	5,917	11,387	13,065	13,487	21,492	23,467	26,173
대 구	Daegu	671,044	1,953	9,649	18,267	20,906	21,923	31,460	34,507	39,575
남	M	331,063	1,014	5,016	9,399	10,662	11,254	16,729	18,361	21,419
여	F	339,981	939	4,633	8,868	10,244	10,669	14,731	16,146	18,156
인 천	Incheon	882,539	3,273	15,215	25,404	28,216	28,493	38,293	48,992	61,862
남	M	441,862	1,647	7,771	13,018	14,535	14,630	20,472	25,769	32,602
여	F	440,677	1,626	7,444	12,386	13,681	13,863	17,821	23,223	29,260
광 주	Gwangju	389,803	1,291	6,327	11,274	13,313	13,842	22,837	25,172	24,746
남	M	192,381	655	3,177	5,810	6,828	7,189	11,880	13,322	13,124
여	F	197,422	636	3,150	5,464	6,485	6,653	10,957	11,850	11,622
대 전	Daejeon	396,405	1,369	5,802	9,772	11,664	13,730	24,841	25,842	25,101
남	M	196,777	697	2,996	5,094	5,982	6,947	12,565	13,849	13,389
여	F	199,628	672	2,806	4,678	5,682	6,783	12,276	11,993	11,712
울 산	Ulsan	274,079	863	4,035	7,850	9,211	9,063	10,173	12,842	16,110
남	M	134,008	441	2,042	4,043	4,737	4,768	5,693	6,772	8,310
여	F	140,071	422	1,993	3,807	4,474	4,295	4,480	6,070	7,800
세 종	Sejong	75,111	292	1,568	2,935	3,196	2,922	3,184	3,370	4,573
남	M	35,876	159	801	1,528	1,582	1,442	1,672	1,630	2,204
여	F	39,235	133	767	1,407	1,614	1,480	1,512	1,740	2,369
경 기	Gyeonggi	3,877,855	13,444	63,712	109,274	125,895	127,760	172,809	206,679	249,547
남	M	1,933,880	6,881	32,518	55,964	64,201	64,883	92,135	109,097	129,591
여	F	1,943,975	6,563	31,194	53,310	61,694	62,877	80,674	97,582	119,956
강 원	Gangwon	489,005	1,326	6,010	10,128	12,700	14,059	19,785	18,943	20,120
남	M	244,174	662	3,097	5,203	6,588	7,396	11,192	10,447	10,660
여	F	244,831	664	2,913	4,925	6,112	6,663	8,593	8,496	9,460
충 북	Chungbuk	470,125	1,501	6,384	11,751	14,091	15,149	20,321	21,745	23,176
남	M	238,176	777	3,213	5,962	7,294	7,875	11,241	11,684	12,397
여	F	231,949	724	3,171	5,789	6,797	7,274	9,080	10,061	10,779
충 남	Chungnam	667,766	2,050	9,641	17,409	21,290	22,082	30,664	31,133	33,461
남	M	339,600	1,054	5,013	8,888	11,035	11,377	16,463	16,950	17,840
여	F	328,166	996	4,628	8,521	10,255	10,705	14,201	14,183	15,621
전 북	Jeonbuk	546,846	1,676	7,305	13,823	17,555	18,973	25,428	24,692	24,647
남	M	275,669	872	3,733	7,101	8,894	9,750	13,923	13,468	13,125
여	F	271,177	804	3,572	6,722	8,661	9,223	11,505	11,224	11,522
전 남	Jeonnam	600,933	2,092	8,608	14,973	19,095	19,724	23,194	23,362	24,560
남	M	303,164	1,075	4,367	7,611	9,740	10,295	13,552	13,521	13,272
여	F	297,769	1,017	4,241	7,362	9,355	9,429	9,642	9,841	11,288
경 북	Gyeongbuk	806,161	2,630	11,175	20,310	24,953	25,814	33,325	31,868	35,968
남	M	406,326	1,345	5,732	10,365	12,832	13,467	18,999	17,854	19,655
여	F	399,835	1,285	5,443	9,945	12,121	12,347	14,326	14,014	16,313
경 남	Gyeongnam	976,743	2,807	13,574	26,796	33,323	33,371	36,658	38,874	46,217
남	M	488,191	1,488	6,960	13,858	17,155	17,478	20,624	21,291	24,792
여	F	488,552	1,319	6,614	12,938	16,168	15,893	16,034	17,583	21,425
제 주	Jeju	231,277	843	4,216	7,903	9,350	8,615	9,149	10,442	12,186
남	M	117,553	416	2,152	4,061	4,808	4,515	5,233	5,784	6,439
여	F	113,724	427	2,064	3,842	4,542	4,100	3,916	4,658	5,747

주 : 1) 연도말 기준

2) 주민등록 실거주지 기준

적용인구 현황(지역)

Age and Gender(S.E)

(단위 : 세대, 명)
Unit : Households, Person

35~39	40~44	45~49	50~54	55~59	60~64	65~69	70~74	75~79	80~84	85 세이상 and over
540,288	752,225	802,158	1,068,716	1,109,728	1,252,642	1,027,514	652,999	478,636	361,598	277,491
339,142	484,380	522,056	702,377	740,505	854,510	701,025	430,655	293,243	186,323	106,135
201,146	267,845	280,102	366,339	369,223	398,132	326,489	222,344	185,393	175,275	171,356
869,652	1,140,068	1,137,181	1,402,749	1,378,970	1,579,998	1,322,176	846,590	602,160	448,531	375,529
439,567	571,185	577,130	714,402	688,364	781,783	653,220	406,895	279,152	180,828	110,418
430,085	568,883	560,051	688,347	690,606	798,215	668,956	439,695	323,008	267,703	265,111
173,658	203,863	197,291	248,398	236,668	268,964	238,830	160,034	120,574	83,131	58,599
87,219	101,441	97,128	121,711	112,944	125,340	109,007	72,229	54,133	36,355	21,053
86,439	102,422	100,163	126,687	123,724	143,624	129,823	87,805	66,441	46,776	37,546
52,335	73,281	70,800	86,338	83,417	102,277	94,600	63,876	42,718	29,140	20,331
26,537	36,940	35,701	43,048	39,581	47,600	44,944	30,083	19,657	12,201	6,198
25,798	36,341	35,099	43,290	43,836	54,677	49,656	33,793	23,061	16,939	14,133
36,943	50,710	52,161	64,373	62,831	69,170	56,345	39,494	26,116	19,779	14,882
19,280	24,971	26,073	32,083	31,049	33,201	27,309	18,445	11,898	8,057	4,843
17,663	25,739	26,088	32,290	31,782	35,969	29,036	21,049	14,218	11,722	10,039
59,502	73,649	69,210	83,095	81,953	91,190	70,384	39,994	28,012	19,495	16,307
30,332	37,419	35,410	42,015	40,672	45,579	35,160	19,505	12,987	7,802	4,537
29,170	36,230	33,800	41,080	41,281	45,611	35,224	20,489	15,025	11,693	11,770
23,061	31,550	31,324	35,854	33,315	35,669	28,210	19,741	14,556	9,973	7,748
11,724	15,736	15,740	17,784	15,991	16,712	13,469	9,201	6,935	4,463	2,641
11,337	15,814	15,584	18,070	17,324	18,957	14,741	10,540	7,621	5,510	5,107
22,418	29,490	29,712	36,494	34,210	38,752	32,803	21,181	14,496	10,477	8,251
11,545	14,602	14,927	18,259	16,672	18,722	15,836	10,368	6,922	4,584	2,821
10,873	14,888	14,785	18,235	17,538	20,030	16,967	10,813	7,574	5,893	5,430
16,085	22,776	22,645	27,445	26,925	31,444	24,878	14,657	8,278	5,080	3,719
7,866	10,916	10,992	13,241	12,203	15,058	12,424	7,361	4,107	2,094	940
8,219	11,860	11,653	14,204	14,722	16,386	12,454	7,296	4,171	2,986	2,779
5,142	6,889	6,318	6,390	5,564	7,194	6,209	3,777	2,294	1,681	1,613
2,399	2,995	2,867	3,085	2,597	3,510	3,136	1,956	1,143	713	457
2,743	3,894	3,451	3,305	2,967	3,684	3,073	1,821	1,151	968	1,156
247,383	317,885	309,364	379,591	363,001	391,167	308,237	183,051	133,934	97,095	78,027
124,088	158,624	155,537	191,504	182,431	196,407	154,087	87,896	61,787	40,635	25,614
123,295	159,261	153,827	188,087	180,570	194,760	154,150	95,155	72,147	56,460	52,413
20,887	29,416	32,111	42,538	46,732	61,465	55,387	33,449	25,873	20,750	17,326
10,513	14,509	16,274	22,306	23,835	31,105	28,290	16,440	12,249	8,351	5,057
10,374	14,907	15,837	20,232	22,897	30,360	27,097	17,009	13,624	12,399	12,269
24,162	31,842	33,167	42,279	45,267	54,229	46,556	28,352	19,352	15,943	14,858
12,384	16,232	17,223	22,306	23,394	28,105	24,191	14,251	9,275	6,217	4,155
11,778	15,610	15,944	19,973	21,873	26,124	22,365	14,101	10,077	9,726	10,703
35,647	47,655	48,246	59,697	61,189	73,620	60,517	39,732	27,846	22,251	23,636
18,263	24,275	25,663	32,394	32,375	38,544	31,401	19,920	13,378	8,442	6,325
17,384	23,380	22,583	27,303	28,814	35,076	29,116	19,812	14,468	13,809	17,311
25,098	35,439	39,867	48,654	49,223	59,106	51,441	35,554	26,110	21,055	21,200
12,674	18,119	21,204	26,399	26,216	30,455	26,336	17,811	12,316	7,886	5,387
12,424	17,320	18,663	22,255	23,007	28,651	25,105	17,743	13,794	13,169	15,813
26,132	37,336	40,964	51,999	56,597	69,024	57,372	40,445	30,564	27,644	27,248
13,455	19,289	22,244	28,638	30,245	36,353	30,137	20,353	13,915	9,226	5,876
12,677	18,047	18,720	23,361	26,352	32,671	27,235	20,092	16,649	18,418	21,372
38,295	55,080	58,683	72,529	76,982	93,314	78,750	53,612	34,276	29,767	28,830
19,677	27,923	30,928	38,804	39,734	48,021	40,803	26,785	15,972	10,679	6,751
18,618	27,157	27,755	33,725	37,248	45,293	37,947	26,827	18,304	19,088	22,079
49,631	73,225	75,701	93,892	94,015	111,162	93,641	58,617	38,500	29,320	27,419
25,021	37,234	38,959	48,654	47,311	55,607	47,552	28,934	18,270	10,710	6,293
24,610	35,991	36,742	45,238	46,704	55,555	46,089	29,683	20,230	18,610	21,126
13,273	19,982	19,617	23,183	21,081	22,251	18,016	11,024	8,661	5,950	5,535
6,590	9,960	10,260	12,171	11,114	11,464	9,138	5,357	4,208	2,413	1,470
6,683	10,022	9,357	11,012	9,967	10,787	8,878	5,667	4,453	3,537	4,065

Note : 1) As of the end of the Year

2) Based on the resident place

제 I-3-4표

Table I-3-4

시도별 연령별 성별

Beneficiaries by Province,

구 분 Division		계 T	0 세 Age	1~4	5~9	10~14	15~19	20~24	25~29	30~34
계	T	1,517,041	1,362	10,639	27,918	49,262	62,307	57,531	29,747	24,394
	M	725,394	724	5,370	14,143	25,152	31,588	28,845	15,752	12,007
	F	791,647	638	5,269	13,775	24,110	30,719	28,686	13,995	12,387
세 대 수	Households	1,209,232	411	2,861	7,190	12,629	14,319	20,314	12,196	15,751
	M	602,022	227	1,419	3,526	6,096	7,289	12,202	5,976	7,513
	F	607,210	184	1,442	3,664	6,533	7,030	8,112	6,220	8,238
부양가족	Dependents	307,809	951	7,778	20,728	36,633	47,988	37,217	17,551	8,643
	M	123,372	497	3,951	10,617	19,056	24,299	16,643	9,776	4,494
	F	184,437	454	3,827	10,111	17,577	23,689	20,574	7,775	4,149
서 울	Seoul	258,540	229	1,456	3,821	6,354	8,822	9,452	5,532	4,163
	M	127,826	123	786	1,931	3,304	4,495	4,704	3,097	2,170
	F	130,714	106	670	1,890	3,050	4,327	4,748	2,435	1,993
부 산	Busan	145,725	91	735	2,124	3,704	5,193	5,573	2,905	2,013
	M	69,350	44	372	1,082	1,941	2,603	2,766	1,544	1,040
	F	76,375	47	363	1,042	1,763	2,590	2,807	1,361	973
대 구	Daegu	98,077	65	524	1,626	3,013	3,948	4,235	2,133	1,532
	M	45,183	36	257	828	1,544	1,967	2,133	1,187	802
	F	52,894	29	267	798	1,469	1,981	2,102	946	730
인 천	Incheon	101,873	120	960	2,280	3,858	4,510	3,935	2,086	1,867
	M	47,524	63	495	1,193	2,004	2,280	1,943	1,057	768
	F	54,349	57	465	1,087	1,854	2,230	1,992	1,029	1,099
광 주	Gwangju	60,895	98	680	1,608	2,738	3,163	3,440	1,928	1,462
	M	28,925	59	316	812	1,368	1,648	1,732	978	703
	F	31,970	39	364	796	1,370	1,515	1,708	950	759
대 전	Daejeon	49,312	72	456	1,122	1,766	2,396	2,273	1,228	940
	M	23,467	38	227	589	896	1,244	1,138	646	445
	F	25,845	34	229	533	870	1,152	1,135	582	495
울 산	Ulsan	23,085	21	169	509	821	968	695	345	355
	M	11,076	9	80	249	428	508	332	179	178
	F	12,009	12	89	260	393	460	363	166	177
세 종	Sejong	4,339	6	34	111	212	228	143	75	63
	M	2,109	5	9	47	102	102	79	41	26
	F	2,230	1	25	64	110	126	64	34	37
경 기	Gyeonggi	258,303	201	1,913	4,751	8,386	10,265	8,898	4,518	4,023
	M	122,386	105	946	2,376	4,111	5,138	4,482	2,319	1,927
	F	135,917	96	967	2,375	4,275	5,127	4,416	2,199	2,096
강 원	Gangwon	53,431	35	335	823	1,608	2,121	1,899	924	716
	M	25,352	19	159	425	834	1,108	947	465	342
	F	28,079	16	176	398	774	1,013	952	459	374
충 북	Chungbuk	47,564	58	425	981	1,771	2,050	1,609	871	843
	M	22,631	25	213	500	903	1,051	835	455	426
	F	24,933	33	212	481	868	999	774	416	417
충 남	Chungnam	56,647	42	403	1,146	2,046	2,560	1,870	893	842
	M	27,233	22	192	573	1,039	1,320	962	453	391
	F	29,414	20	211	573	1,007	1,240	908	440	451
전 북	Jeonbuk	79,660	73	590	1,721	3,227	4,269	3,830	1,722	1,295
	M	37,853	30	295	882	1,676	2,138	1,848	851	632
	F	41,807	43	295	839	1,551	2,131	1,982	871	663
전 남	Jeonnam	65,498	70	463	1,338	2,488	2,895	2,321	1,063	1,065
	M	32,532	33	238	682	1,286	1,462	1,198	582	554
	F	32,966	37	225	656	1,202	1,433	1,123	481	511
경 북	Gyeongbuk	93,288	78	637	1,604	2,938	3,624	3,048	1,568	1,496
	M	43,849	49	322	813	1,510	1,860	1,542	831	754
	F	49,439	29	315	791	1,428	1,764	1,506	737	742
경 남	Gyeongnam	100,172	76	670	1,817	3,386	4,121	3,334	1,539	1,400
	M	48,146	47	358	889	1,709	2,068	1,710	836	701
	F	52,026	29	312	928	1,677	2,053	1,624	703	699
제 주	Jeju	20,632	27	189	536	946	1,174	976	417	319
	M	9,952	17	105	272	497	596	494	231	148
	F	10,680	10	84	264	449	578	482	186	171

주 : 1) 연도말 기준

2) 국민건강보험공단 전산관리 의료급여수급자 기준

3) 군위군이 경북에서 대구로 편입됨(2023.7.1.)에 따라 군위군 적용인구는 대구에 모두 포함하였으며, 작성기준에 따라 다른 통계자료집과 수치가 상이할 수 있음

적용인구 현황(의료급여)

Age and Gender(Medical Aid)

(단위 : 세대, 명)

Unit : Households, Person

35~39	40~44	45~49	50~54	55~59	60~64	65~69	70~74	75~79	80~84	85 세이상 and over
30,317	54,291	75,523	122,112	147,818	180,551	183,501	137,843	114,504	103,094	104,327
14,025	24,905	36,903	64,919	85,512	106,379	99,416	64,730	44,552	31,555	18,917
16,292	29,386	38,620	57,193	62,306	74,172	84,085	73,113	69,952	71,539	85,410
22,960	44,576	64,801	108,060	133,563	164,739	166,512	123,098	102,235	94,076	98,941
10,712	20,878	32,564	59,653	81,135	102,509	96,301	62,765	42,941	30,130	18,186
12,248	23,698	32,237	48,407	52,428	62,230	70,211	60,333	59,294	63,946	80,755
7,357	9,715	10,722	14,052	14,255	15,812	16,989	14,745	12,269	9,018	5,386
3,313	4,027	4,339	5,266	4,377	3,870	3,115	1,965	1,611	1,425	731
4,044	5,688	6,383	8,786	9,878	11,942	13,874	12,780	10,658	7,593	4,655
4,739	8,168	11,749	21,023	26,303	32,886	33,747	25,376	21,376	18,028	15,316
2,260	4,041	5,826	11,120	15,178	19,871	18,713	12,222	8,755	6,020	3,210
2,479	4,127	5,923	9,903	11,125	13,015	15,034	13,154	12,621	12,008	12,106
2,448	5,041	7,159	12,205	14,344	17,968	19,225	14,380	11,514	10,143	8,960
1,132	2,314	3,598	6,500	8,223	10,513	10,133	6,637	4,276	2,979	1,653
1,316	2,727	3,561	5,705	6,121	7,455	9,092	7,743	7,238	7,164	7,307
1,887	3,632	5,132	8,545	10,394	12,257	11,392	8,848	6,789	6,181	5,944
916	1,562	2,380	4,228	5,734	6,739	5,836	3,854	2,484	1,737	959
971	2,070	2,752	4,317	4,660	5,518	5,556	4,994	4,305	4,444	4,985
2,157	4,011	5,376	8,220	9,466	11,582	11,838	8,530	7,422	6,706	6,949
942	1,782	2,452	4,204	5,305	6,592	6,206	3,936	2,823	2,090	1,389
1,215	2,229	2,924	4,016	4,161	4,990	5,632	4,594	4,599	4,616	5,560
1,741	2,769	3,597	5,370	6,158	7,247	6,131	4,253	3,234	2,655	2,623
747	1,160	1,631	2,685	3,254	4,037	3,244	2,039	1,258	807	447
994	1,609	1,966	2,685	2,904	3,210	2,887	2,214	1,976	1,848	2,176
1,102	1,867	2,706	4,218	4,813	5,772	5,736	4,180	3,239	2,799	2,627
470	807	1,273	2,124	2,659	3,228	3,015	1,998	1,281	865	524
632	1,060	1,433	2,094	2,154	2,544	2,721	2,182	1,958	1,934	2,103
496	906	1,184	1,884	2,182	2,617	3,200	2,335	1,711	1,442	1,245
218	418	571	1,051	1,291	1,511	1,640	1,045	701	449	218
278	488	613	833	891	1,106	1,560	1,290	1,010	993	1,027
111	183	228	320	376	483	491	363	291	290	331
56	88	123	169	240	290	291	183	101	86	71
55	95	105	151	136	193	200	180	190	204	260
4,920	8,597	11,872	19,634	24,008	29,435	31,006	23,673	21,520	19,809	20,874
2,268	3,923	5,709	10,288	14,107	17,776	17,060	11,143	8,359	6,253	4,096
2,652	4,674	6,163	9,346	9,901	11,659	13,946	12,530	13,161	13,556	16,778
943	1,774	2,437	3,971	4,977	6,418	6,718	4,751	4,291	4,125	4,565
457	828	1,207	2,218	2,942	3,756	3,692	2,194	1,654	1,242	863
486	946	1,230	1,753	2,035	2,662	3,026	2,557	2,637	2,883	3,702
1,133	1,800	2,411	3,549	4,555	5,490	5,679	4,136	3,512	3,291	3,400
528	826	1,229	1,917	2,625	3,192	3,025	1,935	1,317	1,020	609
605	974	1,182	1,632	1,930	2,298	2,654	2,201	2,195	2,271	2,791
1,121	2,099	2,933	4,314	5,377	6,438	6,901	5,123	4,297	3,905	4,337
488	964	1,469	2,363	3,164	3,864	3,787	2,495	1,642	1,233	812
633	1,135	1,464	1,951	2,213	2,574	3,114	2,628	2,655	2,672	3,525
1,762	3,154	4,324	6,446	7,553	8,954	8,555	6,657	5,277	4,871	5,380
816	1,357	2,011	3,336	4,339	5,244	4,765	3,257	2,111	1,390	875
946	1,797	2,313	3,110	3,214	3,710	3,790	3,400	3,166	3,481	4,505
1,414	2,318	3,264	4,905	6,217	7,603	7,230	5,632	5,033	4,428	5,751
658	1,079	1,788	2,874	3,891	4,769	4,225	2,882	2,162	1,334	835
756	1,239	1,476	2,031	2,326	2,834	3,005	2,750	2,871	3,094	4,916
1,968	3,601	5,029	7,378	9,102	10,941	10,877	8,596	6,519	6,772	7,512
974	1,728	2,571	4,143	5,412	6,386	5,702	3,786	2,387	1,940	1,139
994	1,873	2,458	3,235	3,690	4,555	5,175	4,810	4,132	4,832	6,373
1,971	3,622	5,090	8,444	10,004	12,020	12,469	9,412	7,207	6,570	7,020
930	1,716	2,591	4,816	5,976	7,177	6,789	4,354	2,710	1,770	999
1,041	1,906	2,499	3,628	4,028	4,843	5,680	5,058	4,497	4,800	6,021
404	749	1,032	1,686	1,989	2,440	2,306	1,598	1,272	1,079	1,493
165	312	474	883	1,172	1,434	1,293	770	531	340	218
239	437	558	803	817	1,006	1,013	828	741	739	1,275

Note : 1) As of the end of the Year

제 I-4표
Table I-4

월별 적용
Beneficiaries

구 분 Division		계 Total	직 장 I.W. Sub-Total
			소 계 S.T
평균 가입자 피부양자	Average Insured Dependants	51,411,696	36,718,297 19,778,297 16,940,000
1 월 가입자 피부양자	Jan. Insured Dependants	51,368,132	36,507,100 19,460,081 17,047,019
2 월 가입자 피부양자	Feb. Insured Dependants	51,358,319	36,628,095 19,580,357 17,047,738
3 월 가입자 피부양자	Mar. Insured Dependants	51,404,334	36,714,642 19,667,462 17,047,180
4 월 가입자 피부양자	Apr. Insured Dependants	51,411,357	36,767,083 19,744,687 17,022,396
5 월 가입자 피부양자	May. Insured Dependants	51,408,139	36,800,615 19,785,688 17,014,927
6 월 가입자 피부양자	Jun. Insured Dependants	51,426,073	36,823,054 19,826,592 16,996,462
7 월 가입자 피부양자	Jul. Insured Dependants	51,395,845	36,787,314 19,849,255 16,938,059
8 월 가입자 피부양자	Aug. Insured Dependants	51,397,068	36,795,285 19,865,107 16,930,178
9 월 가입자 피부양자	Sep. Insured Dependants	51,433,871	36,802,104 19,889,477 16,912,627
10 월 가입자 피부양자	Oct. Insured Dependants	51,440,464	36,810,598 19,908,769 16,901,829
11 월 가입자 피부양자	Nov. Insured Dependants	51,443,697	36,819,126 19,928,420 16,890,706
12 월 가입자 피부양자	Dec. Insured Dependants	51,453,055	36,364,546 19,833,664 16,530,882

주 : 지역대상자에서 ()는 세대수임

인구 현황

by Month

(단위 : 명, 세대)
Unit : Person, Households

소 계 Sub-Total		지역 S.E.		
군 로 자 C.E.	공·교 G.&T.	소 계 S.T	군 지 역 Rural Area	시 지 역 Urban
33,081,205	3,637,092	14,693,399	1,600,235	13,093,164
18,093,518	1,684,779	14,693,399	1,600,235	13,093,164
14,987,688	1,952,313	(9,264,589)	(1,014,783)	(8,249,806)
32,838,670	3,668,430	14,861,032	1,635,438	13,225,594
17,782,511	1,677,570	14,861,032	1,635,438	13,225,594
15,056,159	1,990,860	(9,330,578)	(1,032,132)	(8,298,446)
32,965,540	3,662,555	14,730,224	1,612,293	13,117,931
17,899,048	1,681,309	14,730,224	1,612,293	13,117,931
15,066,492	1,981,246	(9,253,670)	(1,018,334)	(8,235,336)
33,063,080	3,651,562	14,689,692	1,600,987	13,088,705
17,982,266	1,685,196	14,689,692	1,600,987	13,088,705
15,080,814	1,966,366	(9,242,686)	(1,012,687)	(8,229,999)
33,114,527	3,652,556	14,644,274	1,594,146	13,050,128
18,056,484	1,688,203	14,644,274	1,594,146	13,050,128
15,058,043	1,964,353	(9,217,244)	(1,008,858)	(8,208,386)
33,149,271	3,651,344	14,607,524	1,595,085	13,012,439
18,096,621	1,689,067	14,607,524	1,595,085	13,012,439
15,052,650	1,962,277	(9,198,035)	(1,010,415)	(8,187,620)
33,174,181	3,648,873	14,603,019	1,597,259	13,005,760
18,136,936	1,689,656	14,603,019	1,597,259	13,005,760
15,037,245	1,959,217	(9,205,722)	(1,013,207)	(8,192,515)
33,160,670	3,626,644	14,608,531	1,600,008	13,008,523
18,167,083	1,682,172	14,608,531	1,600,008	13,008,523
14,993,587	1,944,472	(9,202,522)	(1,016,006)	(8,186,516)
33,168,694	3,626,591	14,601,783	1,599,096	13,002,687
18,182,198	1,682,909	14,601,783	1,599,096	13,002,687
14,986,496	1,943,682	(9,205,799)	(1,016,218)	(8,189,581)
33,184,154	3,617,950	14,631,767	1,600,234	13,031,533
18,207,410	1,682,067	14,631,767	1,600,234	13,031,533
14,976,744	1,935,883	(9,243,314)	(1,018,211)	(8,225,103)
33,189,794	3,620,804	14,629,866	1,601,674	13,028,192
18,223,218	1,685,551	14,629,866	1,601,674	13,028,192
14,966,576	1,935,253	(9,246,000)	(1,019,786)	(8,226,214)
33,197,205	3,621,921	14,624,571	1,598,245	13,026,326
18,241,683	1,686,737	14,624,571	1,598,245	13,026,326
14,955,522	1,935,184	(9,245,151)	(1,007,008)	(8,238,143)
32,768,677	3,595,869	15,088,509	1,568,356	13,520,153
18,146,755	1,686,909	15,088,509	1,568,356	13,520,153
14,621,922	1,908,960	(9,584,349)	(1,004,531)	(8,579,818)

제I-5표
Table I-5

시·군·구별 적용
Beneficiaries

구 분 Division	건강보험 적용인구 Population under NHIS	직 장 I. W.				지 역 S.E.		Division
		사 업 장 Establishments	계 Total	가 입자 Insured	피 부 양 자 Dependents	가 입자 Insured	세 대 수 Households	
총 합 계	51,453,055	2,052,569	36,364,546	19,833,664	16,530,882	15,088,509	9,584,349	Total
서울	9,468,103	482,733	6,696,338	3,922,631	2,773,707	2,771,765	1,814,620	Seoul
종로구	148,493	20,171	96,455	57,841	38,614	52,038	35,280	Jongno-gu
중구	132,165	26,724	87,318	56,341	30,977	44,847	30,095	Jung-gu
용산구	216,406	14,267	149,723	94,860	54,863	66,683	44,184	Yongsan-gu
성동구	281,815	18,960	200,448	119,550	80,898	81,367	53,240	Seongdong-gu
광진구	344,132	12,483	235,011	142,815	92,196	109,121	74,594	Gwangjin-gu
동대문구	347,994	13,424	233,039	130,493	102,546	114,955	77,820	Dongdaemun-gu
종랑구	372,132	8,908	245,245	142,115	103,130	126,887	81,468	Jungnang-gu
성북구	426,591	9,761	294,849	158,512	136,337	131,742	83,280	Seongbuk-gu
강북구	277,326	6,191	176,254	97,230	79,024	101,072	64,881	Gangbuk-gu
도봉구	299,822	6,360	202,870	110,325	92,545	96,952	59,278	Dobong-gu
노원구	483,041	9,886	354,415	187,434	166,981	128,626	79,601	Nowon-gu
은평구	456,010	8,944	318,983	181,231	137,752	137,027	86,436	Eunpyeong-gu
서대문구	311,945	8,281	216,849	121,535	95,314	95,096	63,627	Seodaemun-gu
마포구	368,903	26,163	264,999	159,394	105,605	103,904	70,451	Mapo-gu
양천구	431,861	10,969	320,941	176,177	144,764	110,920	68,743	Yangcheon-gu
강서구	552,874	23,118	401,457	242,105	159,352	151,417	98,443	Gangseo-gu
구로구	412,029	21,062	284,824	166,901	117,923	127,205	84,275	Guro-gu
금천구	238,472	23,900	157,966	99,982	57,984	80,506	55,666	Geumcheon-gu
영등포구	399,672	29,890	284,936	179,951	104,985	114,736	79,513	Yeongdeungpo-gu
동작구	383,270	8,855	274,656	161,256	113,400	108,614	72,755	Dongjak-gu
관악구	483,634	10,723	327,915	207,828	120,087	155,719	112,731	Gwanak-gu
서초구	420,624	42,676	318,709	189,145	129,564	101,915	63,798	Seocho-gu
강남구	564,720	70,591	423,877	256,714	167,163	140,843	92,178	Gangnam-gu
송파구	658,032	37,255	491,519	292,628	198,891	166,513	105,138	Songpa-gu
강동구	456,140	13,171	333,080	190,268	142,812	123,060	77,145	Gang-dong-gu
부산	3,206,681	125,672	2,245,629	1,180,007	1,065,622	961,052	606,548	Busan
중구	37,008	4,683	21,776	12,934	8,842	15,232	10,715	Jung-gu
서구	99,608	3,294	66,041	34,679	31,362	33,567	21,864	Seo-gu
동구	82,491	4,505	54,691	29,660	25,031	27,800	18,644	Dong-gu
영도구	99,885	3,304	64,910	33,032	31,878	34,975	22,218	Yeongdo-gu
부산진구	347,975	12,301	239,641	129,683	109,958	108,334	70,181	Busanjin-gu
동래구	265,948	8,054	193,348	98,209	95,139	72,600	44,434	Dongnae-gu
남구	252,517	7,140	175,887	88,056	87,831	76,630	48,494	Nam-gu
북구	260,555	5,221	187,962	99,107	88,855	72,593	44,497	Buk-gu

주 : 1) 연도말 기준
2) 주민등록 실거주지 기준

인구 현황

by District

(단위 : 개소, 명, 세대)
Unit : Each, Person, Households

구 분 Division	건강보험 적용인구 Population under NHIS	직 장 I. W.				지 역 S.E.		Division
		사 업 장 Establishments	계 Total	가 입 자 Insured	피 부 양 자 Dependents	가 입 자 Insured	세 대 수 Households	
해운대구	373,098	13,792	265,696	138,830	126,866	107,402	66,271	Haeundae-gu
사하구	286,011	7,900	201,755	106,734	95,021	84,256	52,679	Saha-gu
금정구	211,403	8,286	145,701	72,427	73,274	65,702	42,486	Geumjeong-gu
강서구	147,994	14,102	112,615	61,861	50,754	35,379	21,460	Gangseo-gu
연제구	199,822	7,905	142,514	74,484	68,030	57,308	35,755	Yeonje-gu
수영구	169,941	6,164	113,485	61,915	51,570	56,456	36,055	Suyeong-gu
사상구	196,751	12,423	136,631	74,937	61,694	60,120	38,886	Sasang-gu
기장군	175,674	6,598	122,976	63,459	59,517	52,698	31,909	Gijang-gun
대 구	2,315,950	88,716	1,644,906	846,502	798,404	671,044	414,812	Daegu
중구	87,422	6,988	61,051	33,670	27,381	26,371	16,935	Jung-gu
동구	330,218	10,788	231,622	118,970	112,652	98,596	60,880	Dong-gu
서구	154,939	7,023	101,813	52,003	49,810	53,126	34,188	Seo-gu
남구	130,254	4,624	82,091	42,550	39,541	48,163	32,179	Nam-gu
북구	413,089	17,240	292,527	149,912	142,615	120,562	73,676	Buk-gu
수성구	398,615	14,233	296,109	149,161	146,948	102,506	61,566	Suseong-gu
달서구	517,081	17,717	374,062	194,681	179,381	143,019	88,344	Dalseo-gu
달성군	261,725	9,350	191,334	99,683	91,651	70,391	41,449	Dalseong-gun
군위군	22,607	753	14,297	5,872	8,425	8,310	5,595	Gunwi-gun
인 천	2,999,015	102,919	2,116,476	1,188,039	928,437	882,539	552,625	Incheon
중구	160,270	6,738	115,361	69,355	46,006	44,909	29,133	Jung-gu
동구	58,237	3,585	39,934	21,438	18,496	18,303	11,475	Dong-gu
남구	400,470	10,366	265,480	148,230	117,250	134,990	87,090	Michuhol-gu
연수구	404,861	13,325	308,190	168,569	139,621	96,671	59,540	Yeon-su-gu
남동구	489,480	21,258	343,432	193,343	150,089	146,048	91,549	Nam-dong
부평구	491,240	13,603	338,642	190,819	147,823	152,598	96,313	Bupyeong-gu
계양구	275,873	8,001	189,641	108,403	81,238	86,232	53,472	Gyeyang-gu
서구	630,722	23,305	462,218	260,612	201,606	168,504	102,666	Seo-gu
강화군	67,534	2,228	41,502	19,800	21,702	26,032	15,717	Ganghwa-gun
옹진군	20,328	510	12,076	7,470	4,606	8,252	5,670	Ongjin-gun
광 주	1,389,330	59,967	999,527	526,261	473,266	389,803	250,494	Gwangju
동구	103,766	5,284	73,087	39,149	33,938	30,679	20,587	Dong-gu
서구	276,267	15,636	198,344	107,059	91,285	77,923	51,160	Seo-gu
남구	203,528	5,874	146,359	73,517	72,842	57,169	36,126	Nam-gu
북구	406,910	16,554	287,203	150,199	137,004	119,707	76,653	Buk-gu
광산구	398,859	16,619	294,534	156,337	138,197	104,325	65,968	Gwangsan-gu

Note : 1) As of the end of the Year
2) Based on the resident place

제I-5표
Table I-5

시·군·구별 적용
Beneficiaries

구 분 Division	건강보험 적용인구 Population under NHIS	직 장 I. W.				지 역 S.E.		Division
		사 업 장 Establishments	계 Total	가 입 자 Insured	피 부 양 자 Dependents	가 입 자 Insured	세 대 수 Households	
대 전	1,422,220	55,475	1,025,815	557,583	468,232	396,405	255,800	Daejeon
동 구	212,479	6,788	142,175	74,098	68,077	70,304	46,513	Dong-gu
중 구	216,197	7,656	148,640	79,524	69,116	67,557	42,671	Jung-gu
서 구	457,873	15,858	330,477	181,317	149,160	127,396	81,931	Seo-gu
유 성 구	370,418	16,194	288,175	158,361	129,814	82,243	53,429	Yuseong-gu
대 덕 구	165,253	8,979	116,348	64,283	52,065	48,905	31,256	Daedeok-gu
울 산	1,108,013	33,992	833,934	433,937	399,997	274,079	173,481	Ulsan
중 구	205,429	4,655	150,392	76,470	73,922	55,037	34,834	Jung-gu
남 구	306,584	12,290	229,195	122,414	106,781	77,389	50,416	Nam-gu
동 구	155,696	2,452	120,163	61,888	58,275	35,533	22,634	Dong-gu
북 구	216,700	5,461	173,298	88,791	84,507	43,402	26,158	Buk-gu
울 주 군	223,604	9,134	160,886	84,374	76,512	62,718	39,439	Ulju-gun
세 종	390,142	10,723	315,031	167,225	147,806	75,111	46,278	Sejong
경 기	13,940,405	546,676	10,062,550	5,657,624	4,404,926	3,877,855	2,406,315	Gyeonggi
수 원 시 장 안 구	273,481	5,613	199,380	107,724	91,656	74,101	47,499	Jangan-gu
수 원 시 권 선 구	372,969	10,664	267,853	154,194	113,659	105,116	67,362	Gwonseon-gu
수 원 시 팔 달 구	204,814	7,508	140,069	83,413	56,656	64,745	44,167	Paldal-gu
수 원 시 영 통 구	371,814	13,211	301,078	170,229	130,849	70,736	45,518	Yongtong-gu
성 남 시 수 정 구	239,044	8,328	165,312	98,169	67,143	73,732	50,604	Sujeong-gu
성 남 시 중 원 구	209,512	9,004	148,693	89,201	59,492	60,819	39,255	Jungwon-gu
성 남 시 분 당 구	478,688	23,089	378,059	213,388	164,671	100,629	60,811	Bundang-gu
의 정 부 시	456,992	11,186	308,801	169,594	139,207	148,191	91,263	Uijeongbu-si
안 양 시 만 안 구	232,669	6,924	166,186	94,719	71,467	66,483	42,067	Manan-gu
안 양 시 동 안 구	316,956	17,419	250,549	139,957	110,592	66,407	40,535	Dongan-gu
부 천 시	794,756	29,779	549,901	313,446	236,455	244,855	153,632	bucheon-si
광 명 시	282,218	10,688	215,074	118,104	96,970	67,144	40,824	Gwangmyeong-si
평택 시	611,903	20,106	442,059	258,970	183,089	169,844	109,076	Pyeongtaek-si
동 두 천 시	86,368	2,117	55,180	30,054	25,126	31,188	19,917	Dongducheon-si
안 산 시 상 록 구	342,469	8,433	222,666	126,611	96,055	119,803	76,329	Sangnok-gu
안 산 시 단 원 구	340,047	19,010	229,642	136,365	93,277	110,405	73,183	Danwon-gu
고 양 시 덕 양 구	492,965	14,788	355,241	198,470	156,771	137,724	85,656	Deogyang-gu
고양시일산동구	294,071	16,583	209,105	118,286	90,819	84,966	52,413	IlsanDong-gu
고양시일산서구	288,229	8,520	210,644	111,778	98,866	77,585	45,244	IlsanSeo-gu
과 천 시	82,432	3,116	66,445	36,633	29,812	15,987	9,431	Gwacheon-si

주 : 1) 연도말 기준

2) 주민등록 실거주지 기준

인구 현황 <계속>

by District <Cont'd>

(단위 : 개소, 명, 세대)
Unit : Each, Person, Households

구 분 Division	건강보험 적용인구 Population under NHIS	직 장 I. W.				지 역 S.E.		Division
		사 업 장 Establishments	계 Total	가 입 자 Insured	피 부 양 자 Dependents	가 입 자 Insured	세 대 수 Households	
구 리 시	185,488	6,841	130,655	72,079	58,576	54,833	33,472	Guri-si
남 양 주 시	729,313	26,784	498,260	266,293	231,967	231,053	133,055	Namyangju-si
오 산 시	240,109	6,240	172,071	97,698	74,373	68,038	44,410	Osan-si
시 흥 시	556,965	27,421	393,165	226,215	166,950	163,800	105,194	Siheung-si
군 포 시	263,707	9,625	197,122	110,758	86,364	66,585	42,102	Gunpo-si
의 왕 시	160,948	5,487	123,508	69,496	54,012	37,440	22,411	Uiwang-si
하 남 시	330,709	16,184	249,501	139,532	109,969	81,208	50,454	Hanam-si
용인시 처인구	271,651	13,382	188,979	108,937	80,042	82,672	50,639	Cheoin-gu
용인시 기흥구	440,835	15,911	335,430	178,273	157,157	105,405	61,909	Giheung-gu
용인시 수지구	381,281	9,050	301,579	156,351	145,228	79,702	45,987	Suji-gu
파 주 시	504,133	20,427	360,714	200,556	160,158	143,419	86,588	Paju-si
이 천 시	227,655	7,989	163,683	95,476	68,207	63,972	39,718	Icheon-si
안 성 시	202,429	8,427	137,358	78,008	59,350	65,071	41,723	Anseong-si
김 포 시	505,350	26,063	367,299	202,803	164,496	138,051	82,119	Gimpo-si
화 성 시	1,002,672	49,991	786,875	449,003	337,872	215,797	133,649	Hwaseong-si
광 주 시	402,647	17,137	278,136	162,809	115,327	124,511	74,277	Gwangju-si
양 주 시	270,182	10,615	185,121	102,450	82,671	85,061	50,049	Yangju-si
포 천 시	151,210	10,752	97,279	59,113	38,166	53,931	35,068	Pocheon-si
여 주 시	114,582	4,430	74,753	40,270	34,483	39,829	24,672	Yeoju-si
연 천 군	40,899	1,459	26,140	13,910	12,230	14,759	9,448	Yeoncheon-gun
가 평 군	61,158	2,465	37,302	20,271	17,031	23,856	15,363	Gapyeong-gun
양 평 군	124,085	3,910	75,683	38,018	37,665	48,402	29,222	Yangpyeong-gun
강 원	1,500,026	55,971	1,011,021	535,880	475,141	489,005	315,659	Gangwon
춘 천 시	280,133	10,190	198,321	106,859	91,462	81,812	52,072	Chuncheon-si
원 주 시	356,194	12,867	247,889	135,469	112,420	108,305	68,446	Wonju-si
강 릉 시	205,540	8,133	136,791	72,912	63,879	68,749	44,247	Gangneung-si
동 해 시	86,458	2,908	61,099	31,477	29,622	25,359	16,593	Donghae-si
태 백 시	37,366	1,397	26,429	13,998	12,431	10,937	7,698	Taebaek-si
속 초 시	80,130	3,063	51,938	29,591	22,347	28,192	18,266	Sokcho-si
삼 척 시	60,976	2,283	41,708	20,498	21,210	19,268	13,228	Samcheok-si
홍 천 군	66,503	2,577	40,844	20,175	20,669	25,659	16,041	Hongcheon-gun
횡 성 군	46,217	1,719	28,823	13,220	15,603	17,394	11,034	Hoengseong-gun
영 월 군	36,494	1,468	23,095	11,245	11,850	13,399	9,085	Yeongwol-gun
평 창 군	40,438	1,600	23,640	11,626	12,014	16,798	10,743	Pyeongchang-gun
정 선 군	33,620	1,134	21,140	10,920	10,220	12,480	8,655	Jeongseon-gun
철 원 군	40,755	1,373	26,555	13,321	13,234	14,200	8,779	Cheorwon-gun
화 천 군	22,590	830	15,409	8,292	7,117	7,181	4,747	Hwacheon-gun
양 구 군	20,497	742	13,731	7,126	6,605	6,766	4,262	Yanggu-gun

Note : 1) As of the end of the Year
2) Based on the resident place

제I-5표
Table I-5

시·군·구별 적용
Beneficiaries

구 분 Division	건강보험 적용인구 Population under NHIS	직 장 I. W.				지 역 S.E.		Division
		사업장 Establishments	계 Total	가입자 Insured	피부양자 Dependents	가입자 Insured	세대수 Households	
인 제 군	31,455	1,328	21,248	12,043	9,205	10,207	6,649	Inje-gun
고 성 군	27,707	1,169	16,158	8,739	7,419	11,549	8,120	Goseong-gun
양 양 군	26,953	1,190	16,203	8,369	7,834	10,750	6,994	Yangyang-gun
총 북	1,604,662	59,157	1,134,537	615,511	519,026	470,125	303,575	Chungbuk
청 주 시 상 당 구	196,891	5,773	142,176	75,261	66,915	54,715	34,023	Sangdang-gu
청 주 시 서 원 구	184,973	6,661	131,713	71,274	60,439	53,260	34,288	Seowon-gu
청 주 시 흥 덕 구	278,986	10,000	209,081	119,864	89,217	69,905	45,803	Heungdeok-gu
청 주 시 청 원 구	193,353	8,093	144,836	80,832	64,004	48,517	31,793	Cheongwon-gu
충 주 시	206,217	6,721	141,521	74,863	66,658	64,696	41,169	Chungju-si
제 천 시	127,574	4,559	85,611	43,475	42,136	41,963	27,097	Jecheon-si
보 은 군	30,557	1,020	18,914	8,515	10,399	11,643	7,455	Boeun-gun
옥 천 군	48,257	1,978	31,314	14,733	16,581	16,943	10,853	Okcheon-gun
영 동 군	43,377	1,523	26,956	11,718	15,238	16,421	10,590	Yeongdong-gun
증 평 군	37,207	1,124	26,130	14,740	11,390	11,077	7,189	Jeungpyeong-gun
진 천 군	93,256	3,678	67,664	40,016	27,648	25,592	16,522	Jincheon-gun
괴 산 군	36,403	1,283	22,422	10,274	12,148	13,981	9,201	Goesan-gun
음 성 군	100,717	5,700	69,299	42,036	27,263	31,418	20,868	Eumseong-gun
단 양 군	26,894	1,044	16,900	7,910	8,990	9,994	6,724	Danyang-gun
총 남	2,176,421	74,476	1,508,655	795,866	712,789	667,766	429,155	Chungnam
천 안 시 동 남 구	262,460	9,976	182,379	101,549	80,830	80,081	50,990	Dongnam-gu
천 안 시 서 북 구	411,544	13,999	305,764	174,714	131,050	105,780	69,674	Seobuk-gu
공 주 시	100,564	3,908	64,821	31,788	33,033	35,743	22,611	Gongju-si
보 령 시	95,573	3,424	61,675	31,048	30,627	33,898	22,133	Boryeong-si
아 산 시	367,069	12,178	266,717	146,569	120,148	100,352	64,789	Asan-si
서 산 시	179,165	5,376	128,604	66,996	61,608	50,561	32,130	Seosan-si
논 산 시	108,929	3,956	68,512	33,628	34,884	40,417	26,178	Nonsan-si
계 룡 시	46,540	1,094	35,745	18,022	17,723	10,795	6,616	Gyerong-si
당 진 시	176,311	5,894	125,250	66,697	58,553	51,061	32,959	Dangjin-si
금 산 군	50,962	2,370	30,680	13,941	16,739	20,282	13,310	Geumsan-gun
부 여 군	59,844	1,861	36,721	15,158	21,563	23,123	14,625	Buyeo-gun
서 천 군	48,484	1,528	29,792	12,901	16,891	18,692	12,272	Seocheon-gun
청 양 군	30,178	1,029	18,980	8,329	10,651	11,198	7,133	Cheongyang-gun
홍 성 군	98,413	3,200	65,874	32,974	32,900	32,539	19,951	Hongseong-gun
예 산 군	79,844	2,612	51,809	25,325	26,484	28,035	17,552	Yesan-gun
태 안 군	60,541	2,071	35,332	16,227	19,105	25,209	16,232	Tae'an-gun

주 : 1) 연도말 기준
2) 주민등록 실거주지 기준

인구 현황 <계속>

by District <Cont'd>

(단위 : 개소, 명, 세대)
Unit : Each, Person, Households

구 분 Division	건강보험 적용인구 Population under NHIS	직 장 I. W.				지 역 S.E.		Division
		사 업 장	계	가 입 자	피 부 양 자	가 입 자	세 대 수	
		Establishments	Total	Insured	Dependents	Insured	Households	
전 북	1,713,688	62,450	1,166,842	582,144	584,698	546,846	354,123	Jeonbuk
전 주 시 완 산 구	317,872	12,465	223,894	119,095	104,799	93,978	60,626	Wansan-gu
전 주 시 덕 진 구	311,152	11,925	228,867	118,401	110,466	82,285	52,476	Deokjin-gu
군 산 시	256,564	9,037	176,148	90,572	85,576	80,416	52,029	Gunsan-si
익 산 시	261,730	8,935	178,919	90,616	88,303	82,811	52,990	Iksan-si
정 읍 시	100,306	3,276	63,838	30,045	33,793	36,468	24,189	Jeongeup-si
남 원 시	73,793	2,625	47,274	21,458	25,816	26,519	16,963	Namwon-si
김 제 시	78,933	3,190	50,025	23,235	26,790	28,908	19,045	Gimje-si
완 주 군	96,831	4,029	65,798	32,866	32,932	31,033	20,017	Wanju-gun
진 안 군	23,796	880	14,773	6,320	8,453	9,023	5,959	Jinan-gun
무 주 군	22,615	825	14,046	6,282	7,764	8,569	5,643	Muju-gun
장 수 군	20,437	641	12,623	5,177	7,446	7,814	5,030	Jangsu-gun
임 실 군	25,123	799	15,634	6,552	9,082	9,489	6,442	Imsil-gun
순 창 군	26,047	875	16,672	7,016	9,656	9,375	6,000	Sunchang-gun
고 창 군	50,613	1,536	30,265	12,451	17,814	20,348	13,555	Gochang-gun
부 안 군	47,876	1,412	28,066	12,058	16,008	19,810	13,159	Buan-gun
전 남	1,783,143	61,761	1,182,210	580,621	601,589	600,933	389,039	Jeonnam
목 포 시	206,751	6,522	135,741	69,017	66,724	71,010	45,601	Mokpo-si
여 수 시	269,415	9,792	188,832	98,566	90,266	80,583	51,813	Yeosu-si
순 천 시	275,322	8,619	197,275	100,604	96,671	78,047	48,949	Suncheon-si
나 주 시	116,813	4,570	80,439	40,571	39,868	36,374	24,054	Naju-si
광 양 시	152,320	5,562	113,070	60,525	52,545	39,250	25,168	Gwangyang-si
담 양 군	44,769	2,260	29,080	13,245	15,835	15,689	10,118	Damyang-gun
곡 성 군	25,987	878	16,582	7,141	9,441	9,405	6,303	Gokseong-gun
구 례 군	23,458	675	14,256	6,138	8,118	9,202	5,966	Gurye-gun
고 흥 군	59,233	1,730	33,345	12,778	20,567	25,888	17,219	Goheung-gun
보 성 군	36,269	1,202	21,583	8,557	13,026	14,686	9,745	Boseong-gun
화 순 군	60,094	2,374	40,437	19,185	21,252	19,657	13,077	Hwasun-gun
장 흥 군	33,776	1,098	20,486	9,043	11,443	13,290	8,766	Jangheung-gun
강 진 군	31,524	1,017	19,205	8,183	11,022	12,319	8,150	Gangjin-gun
해 남 군	63,171	2,013	36,126	14,896	21,230	27,045	17,232	Haenam-gun
영 암 군	58,605	2,616	38,044	20,675	17,369	20,561	13,725	Yeongam-gun
무 안 군	89,913	2,869	62,105	30,326	31,779	27,808	17,565	Muan-gun
함 평 군	29,972	1,051	18,064	7,849	10,215	11,908	8,047	Hampyeong-gun
영 광 군	50,417	1,620	31,288	14,647	16,641	19,129	12,505	Yeonggwang-gun
장 성 군	42,255	2,352	27,552	13,037	14,515	14,703	9,612	Jangseong-gun
완 도 군	46,923	1,456	23,539	10,579	12,960	23,384	14,864	Wando-gun

Note : 1) As of the end of the Year
2) Based on the resident place

제I-5표
Table I-5

시·군·구별 적용
Beneficiaries

구 분 Division	건강보험 적용인구 Population under NHIS	직 장 I. W.				지 역 S.E.		Division
		사업장 Establishments	계 Total	가입자 Insured	피부양자 Dependents	가입자 Insured	세대수 Households	
진 도 군	28,810	841	15,545	6,614	8,931	13,265	8,959	Jindo-gun
신 안 군	37,346	644	19,616	8,445	11,171	17,730	11,601	Sinan-gun
경 북	2,524,230	87,627	1,718,069	840,731	877,338	806,161	514,959	Gyeongbuk
포 항 시 남 구	221,360	8,405	157,433	80,736	76,697	63,927	41,642	Nam-gu
포 항 시 북 구	260,239	7,099	187,278	94,062	93,216	72,961	45,613	Buk-gu
경 주 시	251,332	9,916	171,239	87,103	84,136	80,093	51,562	Gyeongju-si
김 천 시	135,237	3,894	92,977	43,809	49,168	42,260	26,321	Gimcheon-si
안 동 시	147,793	5,163	100,489	48,289	52,200	47,304	30,209	Andong-si
구 미 시	402,768	13,168	292,414	153,348	139,066	110,354	69,029	Gumi-si
영 주 시	96,591	2,889	63,371	28,468	34,903	33,220	20,895	Yeongju-si
영 천 시	98,476	3,805	65,393	30,861	34,532	33,083	21,702	Yeongcheon-si
상 주 시	91,758	2,715	57,320	23,583	33,737	34,438	21,355	Sangju-si
문 경 시	67,326	2,124	43,189	19,331	23,858	24,137	15,491	Mungyeong-si
경 산 시	269,665	9,044	181,546	91,690	89,856	88,119	56,777	Gyeongsan-si
의 성 군	48,694	1,307	30,306	11,265	19,041	18,388	11,997	Uiseong-gun
청 송 군	23,251	706	13,796	5,351	8,445	9,455	6,210	Cheongsong-gun
영 양 군	15,120	462	9,162	3,690	5,472	5,958	3,976	Yeongyang-gun
영 덕 군	33,070	926	18,516	8,115	10,401	14,554	9,705	Yeongdeok-gun
청 도 군	40,540	1,286	25,352	10,243	15,109	15,188	9,936	Cheongdo-gun
고 령 군	30,696	1,949	19,779	9,682	10,097	10,917	7,201	Goryeong-gun
성 주 군	42,131	2,513	25,542	11,157	14,385	16,589	10,420	Seongju-gun
칠 곡 군	110,610	6,252	74,113	39,367	34,746	36,497	22,836	Chilgok-gun
예 천 군	54,016	1,317	36,697	15,670	21,027	17,319	10,836	Yecheon-gun
봉 화 군	28,781	1,117	17,359	6,587	10,772	11,422	7,345	Bonghwa-gun
울 진 군	45,713	1,294	29,345	14,938	14,407	16,368	11,381	Uljin-gun
울 립 군	9,063	276	5,453	3,386	2,067	3,610	2,520	Ulleung-gun

주 : 1) 연도말 기준
2) 주민등록 실거주지 기준

인구 현황 <계속>

by District <Cont'd>

(단위 : 개소, 명, 세대)
Unit : Each, Person, Households

구 분 Division	건강보험 적용인구 Population under NHIS	직 장 I. W.				지 역 S.E.		Division
		사 업 장 Establishments	계 Total	가 입 자 Insured	피 부 양 자 Dependents	가 입 자 Insured	세 대 수 Households	
경 남	3,236,827	113,592	2,260,084	1,162,111	1,097,973	976,743	612,692	Gyeongnam
창 원 시 의 창 구	211,468	9,396	151,985	81,721	70,264	59,483	37,212	Uichang-gu
창 원 시 성 산 구	247,772	9,944	196,397	109,422	86,975	51,375	32,955	Seongsan-gu
창원시마산합포구	174,993	4,953	118,556	60,026	58,530	56,437	35,479	MasanHappo-gu
창원시마산회원구	176,229	5,347	124,217	64,479	59,738	52,012	32,417	MasanHoewon-gu
창 원 시 진 해 구	189,508	4,113	137,859	72,073	65,786	51,649	32,211	Jinhae-gu
진 주 시	336,066	11,740	239,043	122,064	116,979	97,023	60,927	Jinju-si
통 영 시	117,902	3,464	68,613	34,077	34,536	49,289	30,446	Tongyeong-si
사 천 시	107,859	3,650	73,404	37,534	35,870	34,455	22,169	Sacheon-si
김 해 시	541,617	23,350	390,424	210,577	179,847	151,193	92,062	Gimhae-si
밀 양 시	101,235	3,169	64,376	29,642	34,734	36,859	23,786	Miryang-si
거 제 시	238,342	5,903	167,765	86,166	81,599	70,577	43,744	Geoje-si
양 산 시	353,114	11,919	250,990	132,068	118,922	102,124	62,310	Yangsang-si
의 령 군	24,849	885	16,077	6,942	9,135	8,772	6,046	Uiryeong-gun
함 안 군	61,764	4,063	42,061	20,949	21,112	19,703	12,621	Haman-gun
창 녕 군	57,652	1,935	36,325	16,709	19,616	21,327	14,120	Changnyeong-gun
고 성 군	48,928	1,760	30,013	13,712	16,301	18,915	12,208	Goseong-gun
남 해 군	39,921	1,212	23,729	9,660	14,069	16,192	10,445	Namhae-gun
하 동 군	40,089	1,097	23,436	9,926	13,510	16,653	10,832	Hadong-gun
산 청 군	33,281	1,149	19,613	8,237	11,376	13,668	9,047	Sancheong-gun
함 양 군	35,786	1,177	22,327	9,498	12,829	13,459	8,877	Hamyang-gun
거 창 군	58,547	1,986	37,482	16,701	20,781	21,065	13,066	Geochang-gun
합 천 군	39,905	1,380	25,392	9,928	15,464	14,513	9,712	Hapcheon-gun
제 주	674,199	30,662	442,922	240,991	201,931	231,277	144,174	Jeju
제 주 시	490,670	23,527	330,430	182,609	147,821	160,240	100,497	Jeju-si
서 귀 포 시	183,529	7,135	112,492	58,382	54,110	71,037	43,677	Seogwipo-si

Note : 1) As of the end of the Year
2) Based on the resident place

제 I-6표
Table I-6

가입자 및 피부양자,
Changes in Qualification of Insured

구 분 Division		당 월 초 현 재 The Month's Beginning				자 격		
						직 장 취 득 Acquirement		
		사 업 장 Establishments	계 Total	가 입 자 Insured	피부양자 Dependents	계 Total	가 입 자 Insured	피부양자 Dependents
계	직장계 I.W.	-	-	-	-	20,124,314	11,106,945	9,017,369
Total	근로자 C.E.	-	-	-	-	19,229,708	10,802,338	8,427,370
	공·교 G.&T.	-	-	-	-	894,606	304,607	589,999
1 월	직장계 I.W.	2,051,984	36,632,790	19,593,873	17,038,917	2,129,184	1,101,691	1,027,493
Jan.	근로자 C.E.	2,036,891	32,957,531	17,911,411	15,046,120	2,015,129	1,065,699	949,430
	공·교 G.&T.	15,093	3,675,259	1,682,462	1,992,797	114,055	35,992	78,063
2 월	직장계 I.W.	2,032,147	36,507,100	19,460,081	17,047,019	1,810,156	978,780	831,376
Feb.	근로자 C.E.	2,017,016	32,838,670	17,782,511	15,056,159	1,703,792	944,270	759,522
	공·교 G.&T.	15,131	3,668,430	1,677,570	1,990,860	106,364	34,510	71,854
3 월	직장계 I.W.	2,030,716	36,628,095	19,580,357	17,047,738	2,260,035	1,230,093	1,029,942
Mar.	근로자 C.E.	2,015,587	32,965,540	17,899,048	15,066,492	2,005,338	1,113,264	892,074
	공·교 G.&T.	15,129	3,662,555	1,681,309	1,981,246	254,697	116,829	137,868
4 월	직장계 I.W.	2,041,543	36,714,642	19,667,462	17,047,180	1,654,686	934,204	720,482
Apr.	근로자 C.E.	2,026,474	33,063,080	17,982,266	15,080,814	1,613,731	922,906	690,825
	공·교 G.&T.	15,069	3,651,562	1,685,196	1,966,366	40,955	11,298	29,657
5 월	직장계 I.W.	2,048,367	36,767,083	19,744,687	17,022,396	1,545,982	864,267	681,715
May.	근로자 C.E.	2,033,333	33,114,527	18,056,484	15,058,043	1,507,773	854,903	652,870
	공·교 G.&T.	15,034	3,652,556	1,688,203	1,964,353	38,209	9,364	28,845
6 월	직장계 I.W.	2,054,931	36,800,615	19,785,688	17,014,927	1,559,385	879,706	679,679
Jun.	근로자 C.E.	2,039,899	33,149,271	18,096,621	15,052,650	1,522,191	870,739	651,452
	공·교 G.&T.	15,032	3,651,344	1,689,067	1,962,277	37,194	8,967	28,227
7 월	직장계 I.W.	2,061,594	36,823,054	19,826,592	16,996,462	1,683,368	958,674	724,694
Jul.	근로자 C.E.	2,046,562	33,174,181	18,136,936	15,037,245	1,598,776	927,332	671,444
	공·교 G.&T.	15,032	3,648,873	1,689,656	1,959,217	84,592	31,342	53,250
8 월	직장계 I.W.	2,062,703	36,787,314	19,849,255	16,938,059	1,546,283	865,246	681,037
Aug.	근로자 C.E.	2,047,662	33,160,670	18,167,083	14,993,587	1,497,221	852,243	644,978
	공·교 G.&T.	15,041	3,626,644	1,682,172	1,944,472	49,062	13,003	36,059
9 월	직장계 I.W.	2,064,148	36,795,285	19,865,107	16,930,178	1,526,543	864,389	662,154
Sep.	근로자 C.E.	2,049,108	33,168,694	18,182,198	14,986,496	1,469,250	844,861	624,389
	공·교 G.&T.	15,040	3,626,591	1,682,909	1,943,682	57,293	19,528	37,765
10 월	직장계 I.W.	2,062,133	36,802,104	19,889,477	16,912,627	1,389,855	782,474	607,381
Oct.	근로자 C.E.	2,047,103	33,184,154	18,207,410	14,976,744	1,353,196	772,383	580,813
	공·교 G.&T.	15,030	3,617,950	1,682,067	1,935,883	36,659	10,091	26,568
11 월	직장계 I.W.	2,058,898	36,810,598	19,908,769	16,901,829	1,536,470	851,114	685,356
Nov.	근로자 C.E.	2,043,883	33,189,794	18,223,218	14,966,576	1,499,514	843,797	655,717
	공·교 G.&T.	15,015	3,620,804	1,685,551	1,935,253	36,956	7,317	29,639
12 월	직장계 I.W.	2,061,857	36,819,126	19,928,420	16,890,706	1,482,367	796,307	686,060
Dec.	근로자 C.E.	2,046,845	33,197,205	18,241,683	14,955,522	1,443,797	789,941	653,856
	공·교 G.&T.	15,012	3,621,921	1,686,737	1,935,184	38,570	6,366	32,204

주 : 공·교의 근무지 변경은 취득, 상실에서 제외됨

사업장 월별 변동 현황(직장)

and Dependents, and Establishments by Month(I.W.)

(단위 : 개소, 명)
Unit : Each, Person

변 동		Changes in Qualification			당 월 말 현 재 The Month's End			
사업장 가입 Establishments Enrollment	직 장 상 실 Disqualification			사업장 탈퇴 Establishments Secession				
	계 Total	가 입 자 Insured	피부양자 Dependents		사 업 장 Establishments	계 Total	가 입 자 Insured	피부양자 Dependents
555,781	21,530,485	11,220,931	10,309,554	570,504	-	-	-	-
555,638	20,504,812	10,912,740	9,592,072	570,276	-	-	-	-
143	1,025,673	308,191	717,482	228	-	-	-	-
48,948	2,361,553	1,264,203	1,097,350	69,553	2,032,147	36,507,100	19,460,081	17,047,019
48,903	2,235,733	1,222,779	1,012,954	69,546	2,017,016	32,838,670	17,782,511	15,056,159
45	125,820	41,424	84,396	7	15,131	3,668,430	1,677,570	1,990,860
48,780	1,798,189	891,877	906,312	51,975	2,030,716	36,628,095	19,580,357	17,047,738
48,769	1,677,068	858,791	818,277	51,962	2,015,587	32,965,540	17,899,048	15,066,492
11	121,121	33,086	88,035	13	15,129	3,662,555	1,681,309	1,981,246
54,579	2,285,794	1,172,959	1,112,835	45,452	2,041,543	36,714,642	19,667,462	17,047,180
54,550	2,014,468	1,060,058	954,410	45,363	2,026,474	33,063,080	17,982,266	15,080,814
29	271,326	112,901	158,425	89	15,069	3,651,562	1,685,196	1,966,366
50,098	1,703,093	890,156	812,937	44,686	2,048,367	36,767,083	19,744,687	17,022,396
50,087	1,654,676	879,072	775,604	44,640	2,033,333	33,114,527	18,056,484	15,058,043
11	48,417	11,084	37,333	46	15,034	3,652,556	1,688,203	1,964,353
46,606	1,606,948	854,908	752,040	41,334	2,054,931	36,800,615	19,785,688	17,014,927
46,598	1,564,733	846,283	718,450	41,324	2,039,899	33,149,271	18,096,621	15,052,650
8	42,215	8,625	33,590	10	15,032	3,651,344	1,689,067	1,962,277
50,507	1,631,870	870,153	761,717	45,133	2,061,594	36,823,054	19,826,592	16,996,462
50,500	1,588,898	861,353	727,545	45,126	2,046,562	33,174,181	18,136,936	15,037,245
7	42,972	8,800	34,172	7	15,032	3,648,873	1,689,656	1,959,217
48,537	1,810,233	965,259	844,974	48,476	2,062,703	36,787,314	19,849,255	16,938,059
48,520	1,700,335	926,340	773,995	48,468	2,047,662	33,160,670	18,167,083	14,993,587
17	109,898	38,919	70,979	8	15,041	3,626,644	1,682,172	1,944,472
45,032	1,629,648	879,033	750,615	44,770	2,064,148	36,795,285	19,865,107	16,930,178
45,028	1,577,876	866,613	711,263	44,765	2,049,108	33,168,694	18,182,198	14,986,496
4	51,772	12,420	39,352	5	15,040	3,626,591	1,682,909	1,943,682
39,842	1,605,371	869,292	736,079	42,913	2,062,133	36,802,104	19,889,477	16,912,627
39,837	1,536,527	848,619	687,908	42,898	2,047,103	33,184,154	18,207,410	14,976,744
5	68,844	20,673	48,171	15	15,030	3,617,950	1,682,067	1,935,883
39,120	1,468,700	793,857	674,843	43,458	2,058,898	36,810,598	19,908,769	16,901,829
39,118	1,430,674	786,064	644,610	43,440	2,043,883	33,189,794	18,223,218	14,966,576
2	38,026	7,793	30,233	18	15,015	3,620,804	1,685,551	1,935,253
45,617	1,613,747	855,184	758,563	44,102	2,061,857	36,819,126	19,928,420	16,890,706
45,616	1,575,189	848,950	726,239	44,097	2,046,845	33,197,205	18,241,683	14,955,522
1	38,558	6,234	32,324	5	15,012	3,621,921	1,686,737	1,935,184
38,115	2,015,339	914,050	1,101,289	48,652	2,052,569	36,364,546	19,833,664	16,530,882
38,112	1,948,635	907,818	1,040,817	48,647	2,037,559	32,768,677	18,146,755	14,621,922
3	66,704	6,232	60,472	5	15,010	3,595,869	1,686,909	1,908,960

Note : Data on qualification and disqualification do not include institution changes of Government Employees

제 I-6-1표
Table I-6-1

시도별 월별 세대수
Changes in Qualification of Households

구 분 Division	당월초현재 The Month's Beginning		지 역 취 득 Acquirement				
			계 Total		직장상실 I.W. Unemployment		기 Others
	세대수 Households	가입자 Insured	세대수 Households	가입자 Insured	세대수 Households	가입자 Insured	세대수 Households
계 Total	9,314,231	14,777,188	6,398,830	12,036,386	4,751,602	9,377,864	1,647,228
서울 Seoul	1,778,735	2,735,963	1,258,467	2,225,050	874,084	1,658,020	384,383
부산 Busan	592,731	948,594	386,468	752,113	316,190	626,629	70,278
대구 Daegu	400,771	654,941	242,391	485,036	197,656	401,489	44,735
인천 Incheon	527,572	850,618	402,963	782,849	294,104	604,854	108,859
광주 Gwangju	243,581	381,283	162,273	312,082	126,933	249,011	35,340
대전 Daejeon	247,841	387,248	183,277	338,250	144,980	273,949	38,297
울산 Ulsan	170,035	271,012	135,197	263,931	110,030	219,510	25,167
세종 Sejong	44,484	72,530	32,474	66,247	25,221	52,816	7,253
경기 Gyeonggi	2,322,643	3,762,338	1,703,371	3,296,742	1,197,320	2,499,410	506,051
강원 Gangwon	308,510	481,053	191,545	355,803	158,105	293,494	33,440
충북 Chungbuk	293,953	458,454	207,425	369,655	156,092	289,029	51,333
충남 Chungnam	411,180	645,954	288,632	512,644	209,144	390,372	79,488
전북 Jeonbuk	344,119	536,374	213,221	396,529	165,534	313,837	47,687
전남 Jeonnam	380,431	593,381	234,312	437,676	185,724	352,121	48,588
경북 Gyeongbuk	506,777	802,401	307,569	565,448	240,776	451,216	66,793
경남 Gyeongnam	599,549	966,915	367,300	718,825	288,261	581,327	79,039
제주 Jeju	141,319	228,129	81,945	157,506	61,448	120,780	20,497
1월 Jan.	9,314,231	14,777,188	672,246	1,285,172	564,495	1,106,568	107,751
2월 Feb.	9,330,578	14,861,032	498,105	941,550	349,923	704,856	148,182
3월 Mar.	9,253,670	14,730,224	594,463	1,130,573	437,435	897,652	157,028
4월 Apr.	9,242,686	14,689,692	490,709	914,727	367,273	732,478	123,436
5월 May.	9,217,244	14,644,274	467,827	873,956	358,143	702,584	109,684
6월 Jun.	9,198,035	14,607,524	488,526	907,379	371,318	728,246	117,208
7월 Jul.	9,205,722	14,603,019	531,739	996,792	426,164	833,169	105,575
8월 Aug.	9,202,522	14,608,531	510,547	938,479	374,503	739,447	136,044
9월 Sep.	9,205,799	14,601,783	507,963	920,214	363,920	720,708	144,043
10월 Oct.	9,243,314	14,631,767	469,838	863,971	340,680	672,925	129,158
11월 Nov.	9,246,000	14,629,866	489,724	913,326	379,767	741,906	109,957
12월 Dec.	9,245,151	14,624,571	677,143	1,350,247	417,981	797,325	259,162

주 : 실거주지 기준

및 가입자 변동 현황(지역)

and Insured, and Establishment by Month(S.E.)

(단위 : 세대, 명)
Unit : Households, Person

	지 역 상 실 Disqualification						당월말현재 The Month's End	
타	계 Total		직장취득 I.W. Acquisition		기 타 Others			
가입자 Insured	세대수 Households	가입자 Insured	세대수 Households	가입자 Insured	세대수 Households	가입자 Insured	세대수 Households	가입자 Insured
2,658,522	7,009,865	13,372,664	5,728,685	11,048,280	1,281,180	2,324,384	9,584,349	15,088,509
567,030	1,366,634	2,443,619	1,068,105	1,970,063	298,529	473,556	1,814,620	2,771,765
125,484	419,410	838,128	352,361	705,952	67,049	132,176	606,548	961,052
83,547	264,959	540,390	220,370	452,151	44,589	88,239	414,812	671,044
177,995	442,296	870,297	364,869	723,131	77,427	147,166	552,625	882,539
63,071	175,646	342,710	142,782	281,090	32,864	61,620	250,494	389,803
64,301	196,460	371,442	160,145	306,563	36,315	64,879	255,800	396,405
44,421	150,554	298,998	131,317	259,920	19,237	39,078	173,481	274,079
13,431	35,756	73,583	29,722	61,434	6,034	12,149	46,278	75,111
797,332	1,878,805	3,660,800	1,542,631	3,040,515	336,174	620,285	2,406,315	3,877,855
62,309	208,811	393,104	175,162	328,357	33,649	64,747	315,659	489,005
80,626	227,539	411,732	187,979	341,295	39,560	70,437	303,575	470,125
122,272	317,367	571,425	258,564	468,859	58,803	102,566	429,155	667,766
82,692	233,453	441,012	189,051	358,263	44,402	82,749	354,123	546,846
85,555	261,647	495,565	215,755	407,867	45,892	87,698	389,039	600,933
114,232	336,550	632,718	276,354	520,388	60,196	112,330	514,959	806,161
137,498	405,473	814,366	344,247	686,170	61,226	128,196	612,692	976,743
36,726	88,505	172,775	69,271	136,262	19,234	36,513	144,174	231,277
178,604	708,062	1,349,350	582,904	1,127,973	125,158	221,377	9,330,578	14,861,032
236,694	618,114	1,205,680	504,641	990,943	113,473	214,737	9,253,670	14,730,224
232,921	667,123	1,323,754	556,038	1,105,717	111,085	218,037	9,242,686	14,689,692
182,249	570,379	1,090,995	470,906	912,296	99,473	178,699	9,217,244	14,644,274
171,372	539,631	1,031,035	445,501	854,425	94,130	176,610	9,198,035	14,607,524
179,133	549,844	1,043,503	457,667	873,220	92,177	170,283	9,205,722	14,603,019
163,623	606,597	1,123,300	484,476	923,806	122,121	199,494	9,202,522	14,608,531
199,032	566,941	1,070,591	456,078	875,614	110,863	194,977	9,205,799	14,601,783
199,506	536,207	1,015,675	443,865	852,939	92,342	162,736	9,243,314	14,631,767
191,046	528,816	983,654	421,280	803,754	107,536	179,900	9,246,000	14,629,866
171,420	574,043	1,091,479	469,280	902,777	104,763	188,702	9,245,151	14,624,571
552,922	544,109	1,043,649	436,050	824,817	108,059	218,832	9,584,349	15,088,509

Note : Based on the resident place

제 I-7표
Table I-7

사업장 규모별 적용
Beneficiaries by

구 분 Division	직 장 계 I.W. Total				근
	사업장 Establishments	계 Total	가입자 Insured	피부양자 Dependents	사업장 Establishments
계 Total	2,052,569	36,005,294	19,651,032	16,354,262	2,037,559
5 인미만 Less than	1,381,369	5,069,249	2,998,499	2,070,750	1,381,035
5 ~ 9	369,773	3,994,743	2,369,893	1,624,850	368,197
10 ~ 14	112,261	2,207,007	1,309,475	897,532	110,496
15 ~ 19	55,458	1,564,094	929,864	634,230	54,203
20 ~ 29	53,288	2,147,917	1,269,229	878,688	51,487
30 ~ 39	24,092	1,402,380	818,632	583,748	22,213
40 ~ 49	14,337	1,102,795	632,906	469,889	12,726
50 ~ 59	8,579	819,625	464,256	355,369	7,239
60 ~ 69	6,072	692,789	389,664	303,125	5,191
70 ~ 79	4,309	570,745	319,852	250,893	3,796
80 ~ 89	3,162	474,183	265,984	208,199	2,917
90 ~ 99	2,497	427,228	235,329	191,899	2,353
100 ~ 199	9,432	2,404,879	1,299,326	1,105,553	8,934
200 ~ 299	3,040	1,402,923	736,262	666,661	2,849
300 ~ 399	1,314	879,369	454,130	425,239	1,182
400 ~ 499	769	688,941	344,018	344,923	627
500 ~ 599	514	569,764	280,496	289,268	398
600 ~ 699	350	458,278	226,032	232,246	271
700 ~ 799	296	442,250	221,318	220,932	235
800 ~ 899	237	409,682	201,263	208,419	167
900 ~ 999	166	312,347	157,527	154,820	118
1,000 ~ 1,499	506	1,234,606	615,667	618,939	363
1,500 ~ 1,999	241	838,627	417,466	421,161	161
2,000 ~ 2,499	148	660,002	329,284	330,718	109
2,500 ~ 2,999	99	577,025	272,757	304,268	73
3,000 ~ 3,499	54	371,332	173,661	197,671	44
3,500 ~ 3,999	30	259,890	112,272	147,618	24
4,000 ~ 4,499	33	287,030	140,231	146,799	23
4,500 ~ 4,999	13	132,860	61,886	70,974	12
5,000 ~ 9,999	82	1,217,301	564,503	652,798	71
10,000 ~ 14,999	25	699,433	301,870	397,563	24
15,000 ~ 19,999	10	398,546	177,362	221,184	10
20,000 ~ 24,999	3	143,743	68,683	75,060	3
25,000 ~ 29,999	2	126,294	53,000	73,294	2
30,000 ~ 34,999	3	237,428	97,054	140,374	2
35,000 ~ 39,999	2	155,589	73,478	82,111	2
40,000 ~ 44,999	-	-	-	-	-
45,000 ~ 49,999	-	-	-	-	-
50,000 인이상 Over	3	624,400	267,903	356,497	2

주 : 연도말 기준

인구 현황(직장)

Industrial Class(I.W.)

(단위 : 개소, 명)
Unit : Each, Person

로 자 C.E.			공·교 G.&T.			
계 Total	가입자 Insured	피부양자 Dependents	사업장 Establishments	계 Total	가입자 Insured	피부양자 Dependents
32,409,425	17,964,123	14,445,302	15,010	3,595,869	1,686,909	1,908,960
5,067,615	2,997,450	2,070,165	334	1,634	1,049	585
3,977,543	2,358,520	1,619,023	1,576	17,200	11,373	5,827
2,171,294	1,288,329	882,965	1,765	35,713	21,146	14,567
1,525,556	908,880	616,676	1,255	38,538	20,984	17,554
2,059,720	1,224,942	834,778	1,801	88,197	44,287	43,910
1,270,264	753,879	516,385	1,879	132,116	64,753	67,363
957,130	561,387	395,743	1,611	145,665	71,519	74,146
670,821	391,586	279,235	1,340	148,804	72,670	76,134
576,928	333,414	243,514	881	115,861	56,250	59,611
492,401	281,805	210,596	513	78,344	38,047	40,297
432,157	245,484	186,673	245	42,026	20,500	21,526
398,102	221,797	176,305	144	29,126	13,532	15,594
2,244,878	1,230,078	1,014,800	498	160,001	69,248	90,753
1,289,303	689,052	600,251	191	113,620	47,210	66,410
771,621	408,771	362,850	132	107,748	45,359	62,389
537,120	280,155	256,965	142	151,821	63,863	87,958
420,320	217,036	203,284	116	149,444	63,460	85,984
338,704	174,630	164,074	79	119,574	51,402	68,172
336,074	175,174	160,900	61	106,176	46,144	60,032
279,459	141,773	137,686	70	130,223	59,490	70,733
213,108	111,718	101,390	48	99,239	45,809	53,430
851,429	439,588	411,841	143	383,177	176,079	207,098
550,543	280,589	269,954	80	288,084	136,877	151,207
479,917	242,881	237,036	39	180,085	86,403	93,682
428,081	201,478	226,603	26	148,944	71,279	77,665
301,657	141,486	160,171	10	69,675	32,175	37,500
213,788	89,837	123,951	6	46,102	22,435	23,667
197,040	97,876	99,164	10	89,990	42,355	47,635
122,561	57,310	65,251	1	10,299	4,576	5,723
1,067,902	495,276	572,626	11	149,399	69,227	80,172
673,634	290,553	383,081	1	25,799	11,317	14,482
398,546	177,362	221,184	-	-	-	-
143,743	68,683	75,060	-	-	-	-
126,294	53,000	73,294	-	-	-	-
156,760	63,382	93,378	1	80,668	33,672	46,996
155,589	73,478	82,111	-	-	-	-
-	-	-	-	-	-	-
-	-	-	-	-	-	-
511,823	195,484	316,339	1	112,577	72,419	40,158

Note : As of the end of the Year

제 I-8표
Table I-8

시도별 외국인 및
Number of Foreigner

구 분 Division	총 계 G. T			직 장				
				계 Total			재 외 Overseas	
	계 Total	재외국민 overseas Koreans	외국인 Foreigner	계 Total	가입자 Insured	피부양자 Dependents	계 Total	가입자 Insured
계 Total	1,483,298	28,161	1,455,137	804,195	604,171	200,024	17,247	11,556
서울 Seoul	315,275	10,610	304,665	139,242	99,740	39,502	7,036	5,023
부산 Busan	45,190	1,337	43,853	24,027	18,497	5,530	733	463
대구 Daegu	28,623	549	28,074	15,601	11,472	4,129	321	203
인천 Incheon	94,655	1,511	93,144	51,118	35,517	15,601	911	577
광주 Gwangju	23,771	217	23,554	9,739	6,668	3,071	114	66
대전 Daejeon	23,524	409	23,115	9,699	6,605	3,094	268	170
울산 Ulsan	24,612	168	24,444	16,759	13,029	3,730	96	54
세종 Sejong	6,551	134	6,417	4,259	3,253	1,006	81	54
경기 Gyeonggi	528,526	8,835	519,691	301,764	225,330	76,434	5,442	3,487
강원 Gangwon	22,167	650	21,517	11,173	8,423	2,750	325	208
충북 Chungbuk	53,389	419	52,970	35,261	28,123	7,138	235	168
충남 Chungnam	95,350	645	94,705	54,098	41,421	12,677	328	218
전북 Jeonbuk	33,166	380	32,786	16,639	12,869	3,770	214	136
전남 Jeonnam	38,093	355	37,738	21,314	17,325	3,989	153	96
경북 Gyeongbuk	56,157	570	55,587	31,415	24,767	6,648	293	179
경남 Gyeongnam	76,531	660	75,871	52,294	43,397	8,897	332	217
제주 Jeju	17,718	712	17,006	9,793	7,735	2,058	365	237

주 : 연도말 기준

재외국민 적용인구 현황

overseas Korean by Province

(단위 : 명, 세대)
Unit : Person, Households

I.W.				지역 S.E.					
국 민 Koreans	외국인 Foreigner			계 Total		재외국민 Overseas Koreans		외국인 Foreigner	
피부양자 Dependents	계 Total	가입자 Insured	피부양자 Dependents	가입자 Insured	세대수 Households	가입자 Insured	세대수 Households	가입자 Insured	세대수 Households
5,691	786,948	592,615	194,333	679,103	553,086	10,914	7,560	668,189	545,526
2,013	132,206	94,717	37,489	176,033	151,501	3,574	2,542	172,459	148,959
270	23,294	18,034	5,260	21,163	18,211	604	415	20,559	17,796
118	15,280	11,269	4,011	13,022	10,486	228	156	12,794	10,330
334	50,207	34,940	15,267	43,537	32,595	600	422	42,937	32,173
48	9,625	6,602	3,023	14,032	11,323	103	74	13,929	11,249
98	9,431	6,435	2,996	13,825	12,416	141	98	13,684	12,318
42	16,663	12,975	3,688	7,853	6,080	72	46	7,781	6,034
27	4,178	3,199	979	2,292	1,918	53	35	2,239	1,883
1,955	296,322	221,843	74,479	226,762	177,588	3,393	2,278	223,369	175,310
117	10,848	8,215	2,633	10,994	9,165	325	234	10,669	8,931
67	35,026	27,955	7,071	18,128	14,683	184	125	17,944	14,558
110	53,770	41,203	12,567	41,252	33,314	317	222	40,935	33,092
78	16,425	12,733	3,692	16,527	13,970	166	109	16,361	13,861
57	21,161	17,229	3,932	16,779	13,941	202	143	16,577	13,798
114	31,122	24,588	6,534	24,742	20,069	277	195	24,465	19,874
115	51,962	43,180	8,782	24,237	19,405	328	222	23,909	19,183
128	9,428	7,498	1,930	7,925	6,421	347	244	7,578	6,177

Note : As of the end of the Year

제2장

Provider

요양기관

요양기관 통계 자료 이용시 유의사항

(Instructions for using provider statistics data)

요양기관 현황은 의료서비스 제공에 소요되는 인력, 시설, 장비로서, 의료법령 등에서 의료기관의 개설 신고 또는 허가의 조건이 되며, 국민건강보험법령 등에서는 요양급여 비용을 심사·평가하는데 필요한 산정요소가 됨.

요양기관 통계는 의료법, 약사법 등에 따른 의료기관, 약국 등의 기관 수 및 근무인력 등과는 다음과 같은 이유로 차이가 있음.

- 요양급여비용을 청구하는 요양기관을 대상으로 함
- 요양급여비용 청구기관이 우리원에 신고한 인력, 시설, 장비 현황을 연도 말 기준으로 산출함

Provider data include personnel, facility, and equipment used for healthcare services. It is the basis for the registration of opening and closing down of a provider, and also for review and assessment of benefit claims under the National Health Insurance Act.

Provider statistics have some discrepancies when cross-checked against the number of providers registered under the Medical Service Act and Pharmaceutical Affairs Act for reasons as follows:

- The target of this statistics was providers that submitted benefit claims for NHI reimbursement
- Provider statistics are produced based on the year end data of personnel, facility, and equipment reported by each provider to HIRA.

제 I-9표
Table I-9

지역별 종별 요양
Provider data by region and

구 분	계 Total	상급종합병원 Tertiary hospital	종합병원 General hospital	병 원 Hospital	요양병원 Healthcare Institute	정신병원 Psychiatric hospital	의 원 Clinic	치과병원 Dental hospital	치과의원 Dental clinic
2000	61,776	43	245	662	19	-	19,688	60	10,592
2001	62,714	43	234	677	28	-	21,342	72	10,783
2002	65,549	42	241	729	54	-	22,760	90	11,157
2003	67,960	42	241	803	68	-	23,559	103	11,556
2004	70,394	42	241	857	113	-	24,301	108	12,083
2005	72,921	42	249	909	203	-	25,166	124	12,548
2006	75,108	43	253	961	361	-	25,789	136	13,002
2007	76,803	43	261	1,048	591	-	26,141	153	13,339
2008	78,461	43	269	1,193	690	-	26,528	168	13,750
2009	80,270	44	269	1,262	777	-	27,027	183	14,242
2010	81,681	44	274	1,315	867	-	27,469	191	14,681
2011	82,948	44	275	1,375	988	-	27,837	199	15,058
2012	83,811	44	278	1,421	1,103	-	28,033	201	15,365
2013	84,971	43	281	1,451	1,232	-	28,328	203	15,727
2014	86,629	43	287	1,474	1,337	-	28,883	205	16,172
2015	88,163	43	294	1,496	1,372	-	29,488	213	16,609
2016	89,919	43	298	1,514	1,428	-	30,292	223	17,023
2017	91,545	43	301	1,466	1,529	-	30,938	231	17,376
2018	93,184	42	311	1,465	1,560	-	31,718	237	17,668
2019	94,865	42	314	1,489	1,577	-	32,491	239	17,963
2020	96,742	42	319	1,515	1,582	-	33,115	235	18,261
2021	98,479	45	319	1,397	1,464	250	33,912	234	18,589
2022	100,396	45	328	1,398	1,435	257	34,958	236	18,851
2023	101,762	45	331	1,403	1,392	257	35,717	239	19,032
서울	24,364	14	42	230	110	12	9,715	60	4,879
부산	7,209	3	26	142	162	23	2,597	25	1,335
대구	5,461	5	14	91	71	16	1,980	13	937
인천	4,971	3	18	57	62	18	1,772	11	991
광주	3,023	2	22	77	63	9	1,050	14	641
대전	3,086	1	9	46	47	7	1,111	7	552
울산	1,865	1	8	34	38	6	637	4	389
세종	619	-	2	3	4	1	229	1	99
경기	23,007	5	66	286	302	50	8,086	43	4,698
강원	2,657	2	14	36	31	9	796	3	430
충북	2,923	1	12	35	38	12	936	4	474
충남	3,791	2	11	46	68	17	1,112	11	606
전북	3,911	2	12	60	79	10	1,215	3	604
전남	3,476	1	25	73	80	10	970	6	513
경북	4,472	-	21	52	107	26	1,299	11	696
경남	5,574	3	23	127	119	29	1,715	22	944
제주	1,353	-	6	8	11	2	497	1	244

주 : 1) 연도말 기준
2) 의료법 개정사항(제 3 조제 2 항제 3 호, 2021.3.5. 시행)에 따라 요양기관 종별 구분으로 정신병원 신설

기관 현황

provider type

(단위 : 기관)

Unit : Provider

조산원 Midwifery clinic	보건의료원 Hospitalized health center	보건소 Health center	보건지소 Health subcenter	보건진료소 Primary health care post	한방병원 Korean medicine hospital	한의원 Korean medicine clinic	약국 Pharmacy	Division
126	17	230	1,270	1,910	141	7,243	19,530	2000
86	17	229	1,267	1,879	140	7,563	18,354	2001
82	18	228	1,266	1,878	149	8,128	18,727	2002
70	17	231	1,270	1,887	152	8,699	19,262	2003
63	17	232	1,272	1,895	156	9,176	19,838	2004
52	17	234	1,274	1,897	149	9,761	20,296	2005
51	17	237	1,276	1,907	145	10,297	20,633	2006
51	17	237	1,282	1,909	142	10,859	20,730	2007
51	17	239	1,286	1,914	146	11,334	20,833	2008
49	17	239	1,292	1,914	158	11,782	21,015	2009
46	17	240	1,296	1,916	168	12,061	21,096	2010
40	17	240	1,294	1,917	184	12,401	21,079	2011
33	15	243	1,301	1,910	201	12,705	20,958	2012
34	15	243	1,307	1,905	212	13,100	20,890	2013
35	15	244	1,314	1,908	231	13,423	21,058	2014
31	15	243	1,313	1,906	260	13,613	21,267	2015
28	15	241	1,316	1,905	282	13,868	21,443	2016
26	15	241	1,315	1,904	312	14,111	21,737	2017
21	15	241	1,317	1,905	307	14,295	22,082	2018
19	15	241	1,317	1,905	352	14,408	22,493	2019
18	15	241	1,317	1,903	410	14,464	23,305	2020
16	15	243	1,314	1,903	479	14,526	23,773	2021
14	15	244	1,316	1,902	546	14,549	24,302	2022
15	15	246	1,313	1,899	559	14,592	24,707	2023
3	-	25	10	-	85	3,628	5,551	Seoul
1	-	16	11	5	27	1,140	1,696	Busan
-	-	9	15	18	18	898	1,376	Daegu
1	-	10	27	25	48	682	1,246	Incheon
-	-	5	2	10	88	316	724	Gwangju
1	-	5	6	8	17	498	771	Daejeon
-	-	5	8	11	7	275	442	Ulsan
-	-	1	10	7	4	97	161	Sejong
5	1	48	119	158	139	3,306	5,695	Gyeonggi
-	2	16	97	129	6	379	707	Gangwon
1	-	14	94	159	11	407	725	Chungbuk
-	2	14	150	236	13	513	990	Chungnam
-	4	11	148	240	35	502	986	Jeonbuk
-	3	19	216	327	28	356	849	Jeonnam
1	2	22	216	298	8	618	1,095	Gyeongbuk
1	1	20	173	220	24	781	1,372	Gyeongnam
1	-	6	11	48	1	196	321	Jeju

Note : 1) As of the end of the year

2) Psychiatric hospital was newly added to provider type classification as per the amendment of the Medical Service Act (Article 3-2-3, March 5, 2021)

제 I-10표
Table I-10

종별 설립 구분별
Provider data by type of provider

구 분 Division		계 Total	국 립 National	공 립 Public	학교법인 School foundation	특수법인 Special juridical corporation	종교법인 Religious foundation
계		101,762	120	3,676	138	21	3
의 료 기 관 및 보 건 기 관	소 계	77,055	120	3,676	138	21	3
	상급종합병원	45	1	10	28	1	-
	종합 병원	331	1	53	38	7	-
	병 원	1,403	5	20	8	1	1
	요 양 병 원	1,392	-	77	4	-	-
	정 신 병 원	257	6	8	-	-	-
	의 원	35,717	86	15	18	7	1
	치 과 병 원	239	1	7	10	-	-
	치 과 의 원	19,032	13	3	3	4	-
	조 산 원	15	-	-	-	-	-
	보건의료원	15	-	15	-	-	-
	보 건 소	246	-	246	-	-	-
	보 건 지 소	1,313	-	1,313	-	-	-
	보건진료소	1,899	-	1,899	-	-	-
	한 방 병 원	559	-	1	21	-	-
	한 의 원	14,592	7	9	8	1	1
약 국		24,707	-	-	-	-	-

주 : 1) 연도말 기준
2) 의료법 개정사항(제 3 조제 2 항제 3 호, 2021.3.5. 시행)에 따라 요양기관 종별 구분으로 정신병원 신설

요양기관 현황

type and establishment

(단위 : 기관)
Unit : Provider

사회복지 법인 Social welfare foundation	사단법인 Corporation aggregate	재단법인 Juridical foundation	회사법인 Company	의료법인 Medical corporation	소비자생활 협동조합 Consumer cooperative	사회적 협동조합 Social cooperative	개 인 Individual	군 병 원 Military hospital	기 타 Etc.	Division
68	141	177	129	1,307	101	55	95,776	50	-	Total
68	141	176	129	1,307	101	55	71,070	50	-	Subtotal
1	-	2	-	2	-	-	-	-	-	Tertiary hospital
1	-	20	-	135	-	-	75	1	-	General hospital
12	3	19	-	264	1	-	1,052	17	-	Hospital
12	2	10	-	551	13	-	723	-	-	Healthcare Institute
10	-	5	-	119	-	-	109	-	-	Psychiatric hospital
28	108	69	113	135	55	24	35,048	10	-	Clinic
-	-	2	-	15	-	-	201	3	-	Dental hospital
1	23	11	12	18	17	13	18,905	9	-	Dental clinic
-	-	-	-	-	-	-	15	-	-	Midwifery clinic
-	-	-	-	-	-	-	-	-	-	Hospitalized health center
-	-	-	-	-	-	-	-	-	-	Health center
-	-	-	-	-	-	-	-	-	-	Health subcenter
-	-	-	-	-	-	-	-	-	-	Primary health care post
-	-	22	-	41	1	-	473	-	-	Korean medicine hospital
3	5	16	4	27	14	18	14,469	10	-	Korean medicine clinic
-	-	1	-	-	-	-	24,706	-	-	Pharmacy

Note : 1) As of the end of the year

2) Psychiatric hospital was newly added to provider type classification as per the amendment of the Medical Service Act (Article 3-2-3, March 5, 2021)

제I-11표
Table I-11

지역별 설립구분별
Provider data by region

구 분 Division	계 Total	국 립 National	공 립 Public	학교법인 School foundation	특수법인 Special juridical corporation	종교법인 Religious foundation	사회복지법인 Social welfare foundation
계 Total	101,762	120	3,676	138	21	3	68
서 울 Seoul	24,364	23	62	28	7	1	14
부 산 Busan	7,209	4	41	11	1	-	5
대 구 Daegu	5,461	5	48	9	2	-	3
인 천 Incheon	4,971	2	70	10	1	1	3
광 주 Gwangju	3,023	3	24	7	-	-	1
대 전 Daejeon	3,086	5	25	5	3	-	9
울 산 Ulsan	1,865	2	25	4	3	-	1
세 종 Sejong	619	6	18	1	1	-	-
경 기 Gyeonggi	23,007	18	360	27	-	1	11
강 원 Gangwon	2,657	7	257	4	-	-	2
충 북 Chungbuk	2,923	6	278	5	1	-	1
충 남 Chungnam	3,791	8	410	7	-	-	5
전 북 Jeonbuk	3,911	4	414	10	-	-	1
전 남 Jeonnam	3,476	7	583	2	-	-	1
경 북 Gyeongbuk	4,472	10	561	7	-	-	5
경 남 Gyeongnam	5,574	7	431	1	1	-	3
제 주 Jeju	1,353	3	69	-	1	-	3

주 : 연도말 기준

요양기관 현황

and type of establishment

(단위 : 기관)
Unit : Provider

사단법인 Corporation aggregate	재단법인 Juridical foundation	회사법인 Company	의료법인 Medical corporation	소비자생활 협동조합 Consumer cooperative	사회적 협동조합 Social cooperative	개 인 Individual	군 병 원 Military hospital	기 타 Etc.
141	177	129	1,307	101	55	95,776	50	-
24	41	43	116	14	10	23,977	4	-
18	16	4	153	5	1	6,950	-	-
9	15	1	38	1	2	5,328	-	-
5	3	5	52	5	3	4,806	5	-
8	7	5	27	2	2	2,937	-	-
8	5	3	35	7	3	2,974	4	-
5	3	6	36	1	-	1,779	-	-
-	-	1	6	-	-	586	-	-
20	26	21	256	44	25	22,190	8	-
6	5	-	38	4	3	2,324	7	-
7	7	3	54	1	-	2,555	5	-
2	3	9	72	-	3	3,267	5	-
10	13	-	66	3	2	3,385	3	-
1	7	8	67	1	-	2,797	2	-
3	10	10	131	2	-	3,729	4	-
9	12	10	147	9	1	4,940	3	-
6	4	-	13	2	-	1,252	-	-

Note : As of the end of the year

제I-12표
Table I-12

지역별 표시과목별
Clinic data by region

구 분	계 Total	서 울 Seoul	부 산 Busan	대 구 Daegu	인 천 Incheon	광 주 Gwangju	대 전 Daejeon	울 산 Ulsan	세 종 Sejong
계	35,717	9,715	2,597	1,980	1,772	1,050	1,111	637	229
내 과	5,430	1,256	447	366	280	174	185	93	34
신 경 과	294	55	23	32	8	18	17	4	2
정 신 건 강 의 학 과	1,592	560	139	78	60	46	67	20	13
외 과	1,034	226	64	76	48	32	29	14	9
정 형 외 과	2,586	655	180	155	153	47	78	49	18
신 경 외 과	585	101	43	49	33	19	12	10	4
심 장 혈 관 흉 부 외 과	59	11	9	3	2	-	5	5	-
성 형 외 과	1,165	645	102	70	36	30	32	12	4
마 취 통 증 의 학 과	1,368	329	124	89	62	47	38	29	9
산 부 인 과	1,317	394	69	78	60	36	37	29	8
소 아 청 소 년 과	2,152	451	137	116	143	42	56	34	26
안 과	1,727	466	140	104	81	43	45	31	9
이 비 인 후 과	2,685	699	202	163	152	81	81	49	19
피 부 과	1,436	548	113	75	52	59	41	20	9
비 뇨 의 학 과	1,092	268	92	83	49	36	39	25	7
영 상 의 학 과	145	42	7	10	4	3	9	3	1
방 사 선 종 양 학 과	-	-	-	-	-	-	-	-	-
병 리 과	23	4	2	5	1	2	2	-	-
진 단 검 사 의 학 과	7	3	-	-	-	-	1	-	-
결 핵 과	1	-	-	-	-	-	-	-	-
재 활 의 학 과	521	188	27	22	21	20	31	7	3
핵 의 학 과	1	-	1	-	-	-	-	-	-
가 정 의 학 과	853	210	39	31	31	46	27	18	5
응 급 의 학 과	-	-	-	-	-	-	-	-	-
직 업 환 경 의 학 과	1	-	-	-	-	-	-	-	-
예 방 의 학 과	1	-	-	-	-	-	-	-	-
전 문 과 목 미 표 시	6,432	1,798	399	270	343	175	171	121	31
일 반 의	3,210	806	238	105	153	94	108	64	18

주 : 1) 연도말 기준
2) 전문과목미표시는 영양기관 명칭에 해당 전문과목을 표시하지 않은 전문의 개설의원을 의미함
3) 일반의는 일반의(비전문의) 개설의원과 법인가설 등 의원의 합을 의미함

의원 현황

and Departments

(단위 : 기관)
Unit : Provider

경기 Gyeonggi	강원 Gangwon	충북 Chungbuk	충남 Chungnam	전북 Jeonbuk	전남 Jeonnam	경북 Gyeongbuk	경남 Gyeongnam	제주 Jeju	Division
8,086	796	936	1,112	1,215	970	1,299	1,715	497	Total
1,238	130	143	167	221	135	216	287	58	Internal medicine
44	7	12	14	20	9	15	12	2	Neurology
333	22	35	33	51	26	30	57	22	Psychiatry
229	29	33	50	51	30	54	49	11	General surgery
665	60	75	78	84	45	97	106	41	Orthopedic surgery
136	14	26	21	22	22	29	34	10	Neurosurgery
9	-	4	3	1	2	2	2	1	Thoracic & Cardiovascular surgery
107	13	13	14	21	12	16	24	14	Plastic surgery
276	33	30	39	64	42	55	81	21	Anesthesiology & Pain medicine
301	33	37	42	49	19	48	57	20	Obstetrics & Gynecology
680	57	56	65	65	25	68	95	36	Pediatrics
384	42	38	51	60	51	66	94	22	Ophthalmology
708	44	57	59	74	52	88	131	26	Otorhinolaryngology
314	15	21	23	36	22	29	48	11	Dermatology
222	27	32	37	31	33	43	57	11	Urological section
30	7	4	6	9	-	4	5	1	Radiology
-	-	-	-	-	-	-	-	-	Radiation oncology
3	-	1	-	1	-	-	2	-	Pathology
2	-	-	-	1	-	-	-	-	Laboratory medicine
1	-	-	-	-	-	-	-	-	Tuberculosis
116	14	14	11	11	6	11	12	7	Rehabilitation
-	-	-	-	-	-	-	-	-	Nuclear medicine
186	16	41	28	78	21	33	33	10	Family medicine
-	-	-	-	-	-	-	-	-	Emergency medicine
-	-	-	-	-	-	-	1	-	Occupational & Environmental med.
1	-	-	-	-	-	-	-	-	Preventive medicine
1,467	153	147	229	160	262	255	339	112	Non-specialists
634	80	117	142	105	156	140	189	61	General practitioner

Note : 1) As of the end of the year

2) Non-display of Specialty refers to the clinics with a specialist doctor where the name of the clinic does not include the applicable specialty

3) General Clinic with a general doctor refers to the sum of clinics with a general doctor (non-specialist) and incorporated clinics

제 I-13표
Table I-13

요양기관 종별 인력
Medical personnel data by provider

구 분		계 Total	의 사 Physicians					치 과 의 사 Dentist				
			소 계 Subtotal	일반의 Gen. practitioner	인 턴 Intern	레지던트 Resident	전문의 Specialist	소 계 Subtotal	일반의 Gen. practitioner	인 턴 Intern	레지던트 Resident	전문의 Specialist
계		270,937	114,699	6,041	3,206	9,812	95,640	28,392	16,856	377	919	10,240
의료기관 및 보건기관	소 계	235,733	114,699	6,041	3,206	9,812	95,640	28,392	16,856	377	919	10,240
	상 중 합 병 원	27,378	23,346	133	2,131	6,875	14,207	509	42	50	178	239
	중 합 병 원	30,178	22,401	202	1,023	2,838	18,338	633	229	15	59	330
	병 원	27,152	10,541	204	2	41	10,294	140	40	-	-	100
	요 양 병 원	19,605	4,834	439	-	-	4,395	14	10	-	-	4
	정 신 병 원	2,380	1,167	6	-	57	1,104	6	3	-	-	3
	의 원	75,527	50,285	4,073	-	-	46,212	-	-	-	-	-
	치 과 병 원	2,572	30	4	-	-	26	2,526	429	312	682	1,103
	치 과 의 원	24,042	-	-	-	-	-	24,039	15,613	-	-	8,426
	조 산 원	19	-	-	-	-	-	-	-	-	-	-
	보 건 의 료 원	230	141	10	2	-	129	38	36	-	-	2
	보 건 소	1,475	567	201	12	-	354	267	249	-	-	18
	보 건 지 소	1,967	810	635	36	1	138	219	204	-	-	15
	보 건 진 료 소	-	-	-	-	-	-	-	-	-	-	-
	한 방 병 원	5,809	577	134	-	-	443	1	1	-	-	-
	한 의 원	17,399	-	-	-	-	-	-	-	-	-	-
약 국		35,204	-	-	-	-	-	-	-	-	-	-

주 : 1) 연도말 기준
2) 의료법 개정사항(제3조제2항제3호, 2021.3.5. 시행)에 따라 요양기관 종별 구분으로 정신병원 신설
3) 의사, 치과의사, 한의사, 조산사, 물리치료사의 경우 전속 기준
4) 약사, 한약사는 주 16시간 이상 근무 기준
5) 사회복지사, 작업치료사의 경우 상근 기준

현황 I (의사, 약사 등)(계)

type I (doctor, pharmacist, etc.)(Total)

(단위 : 명)
Unit : Person

한 의사 Oriental medical physician					조산사 Midwife	약사 Pharmacist	한약사 Korean medicine pharmacist	물리 치료사 Physical Therapist	작업 치료사 Occupation al Therapist	사회 복지사 Social Worker	Division	
소계 Subtotal	일반의 Gen. practitioner	일반 수련의 Intern	전문 수련의 Resident	전문의 Specialist								
23,106	19,361	266	364	3,115	61	41,380	1,342	48,978	8,588	4,391	Total	
23,106	19,361	266	364	3,115	61	6,957	561	48,978	8,588	4,391	Subtotal	
-	-	-	-	-	2	2,071	-	787	324	339	Tertiary hospital	
32	10	-	3	19	7	1,869	3	3,514	964	755	General hospital	
138	91	7	-	40	15	1,309	2	10,778	3,838	391	Hospital	
1,948	1,760	8	1	179	-	1,324	1	6,663	3,020	1,801	Healthcare Institute	
3	3	-	-	-	-	260	-	61	33	850	Psychiatric hospital	
-	-	-	-	-	17	63	-	24,633	305	224	Clinic	
-	-	-	-	-	-	9	-	4	-	3	Dental hospital	
-	-	-	-	-	-	1	-	-	-	2	Dental clinic	
-	-	-	-	-	19	-	-	-	-	-	Midwifery clinic	
24	20	1	-	3	-	6	-	21	-	-	Hospitalized health center	
249	210	2	-	37	1	16	-	368	2	5	Health center	
681	602	18	-	61	-	1	-	248	6	2	Health subcenter	
-	-	-	-	-	-	-	-	-	-	-	Primary health care post	
2,726	1,198	230	360	938	-	25	466	1,901	96	17	Korean medicine hospital	
17,305	15,467	-	-	1,838	-	3	89	-	-	2	Korean medicine clinic	
-	-	-	-	-	-	34,423	781	-	-	-	Pharmacy	

Note : 1) As of the end of the year

2) Psychiatric hospital was newly added to provider type classification as per the amendment of the Medical Service Act (Article 3-2-3, March 5, 2021)

3) An exclusive contract is the standard for doctor, dentist, Korean medicine doctor, midwife, and physiotherapist.

4) Minimum 16 hours of working hour is the standard for pharmacist and Korean medicine pharmacist.

5) Being a full-time employee is the standard for social worker and occupational therapist.

제 I-13-1표
Table I-13-1

요양기관 종별 인력
Medical personnel data by provider

구 분		계 Total	의 사 Physicians					치 과 의 사 Dentist				
			소 계 Subtotal	일반의 Gen. practitioner	인 턴 Intern	레지던트 Resident	전문의 Specialist	소 계 Subtotal	일반의 Gen. practitioner	인 턴 Intern	레지던트 Resident	전문의 Specialist
계		164,147	84,386	4,776	2,057	6,052	71,501	21,054	13,442	149	421	7,042
의 료 기 관 및 보 건 기 관	소 계	148,212	84,386	4,776	2,057	6,052	71,501	21,054	13,442	149	421	7,042
	상 중 합 병 원	15,767	14,648	95	1,322	4,126	9,105	258	17	24	88	129
	중 합 병 원	18,621	15,931	169	683	1,876	13,203	328	141	7	30	150
	병 원	13,590	8,068	159	2	17	7,890	107	23	-	-	84
	요 양 병 원	9,036	3,994	366	-	-	3,628	10	8	-	-	2
	정 신 병 원	1,212	884	4	-	32	848	3	2	-	-	1
	의 원	49,478	39,015	3,069	-	-	35,946	-	-	-	-	-
	치 과 병 원	1,459	17	2	-	-	15	1,440	324	118	303	695
	치 과 의 원	18,441	-	-	-	-	-	18,440	12,489	-	-	5,951
	조 산 원	-	-	-	-	-	-	-	-	-	-	-
	보 건 의 료 원	214	139	10	2	-	127	38	36	-	-	2
	보 건 소	919	386	156	12	-	218	215	202	-	-	13
	보 건 지 소	1,775	800	630	36	1	133	215	200	-	-	15
	보 건 진 료 소	-	-	-	-	-	-	-	-	-	-	-
	한 방 병 원	3,741	504	116	-	-	388	-	-	-	-	-
	한 의 원	13,959	-	-	-	-	-	-	-	-	-	-
약 국		15,935	-	-	-	-	-	-	-	-	-	-

주 : 1) 연도말 기준
2) 의료법 개정사항(제3조제2항제3호, 2021.3.5. 시행)에 따라 요양기관 종별 구분으로 정신병원 신설
3) 의사, 치과의사, 한의사, 조산사, 물리치료사의 경우 전속 기준
4) 약사, 한약사는 주 16시간 이상 근무 기준
5) 사회복지사, 작업치료사의 경우 상근 기준

현황 I (의사, 약사 등)(남자)

type I (doctor, pharmacist, etc.)(Male)

(단위 : 명)
Unit : Person

한 의사 Oriental medical physician					조산사 Midwife	약사 Pharmacist	한약사 Korean medicine pharmacist	물리 치료사 Physical Therapist	작업 치료사 Occupational Therapist	사회 복지사 Social Worker	Division	
소계 Subtotal	일반의 Gen. practitioner	일반 수련의 Intern	전문 수련의 Resident	전문의 Specialist								
18,208	15,903	119	137	2,049	-	16,410	910	19,574	2,280	1,325	Total	
18,208	15,903	119	137	2,049	-	1,083	302	19,574	2,280	1,325	Subtotal	Medical institution and Community health agency
-	-	-	-	-	-	178	-	516	105	62	Tertiary hospital	
16	8	-	1	7	-	261	1	1,614	292	178	General hospital	
84	64	3	-	17	-	206	-	3,910	1,107	108	Hospital	
1,435	1,344	8	-	83	-	339	1	1,889	702	666	Healthcare Institute	
3	3	-	-	-	-	73	-	13	10	226	Psychiatric hospital	
-	-	-	-	-	-	11	-	10,339	42	71	Clinic	
-	-	-	-	-	-	1	-	-	-	1	Dental hospital	
-	-	-	-	-	-	-	-	-	-	1	Dental clinic	
-	-	-	-	-	-	-	-	-	-	-	Midwifery clinic	
24	20	1	-	3	-	4	-	9	-	-	Hospitalized health center	
201	177	2	-	22	-	2	-	115	-	-	Health center	
679	602	18	-	59	-	-	-	77	3	1	Health subcenter	
-	-	-	-	-	-	-	-	-	-	-	Primary health care post	
1,860	966	87	136	671	-	7	249	1,092	19	10	Korean medicine hospital	
13,906	12,719	-	-	1,187	-	1	51	-	-	1	Korean medicine clinic	
-	-	-	-	-	-	15,327	608	-	-	-	Pharmacy	

Note : 1) As of the end of the year

2) Psychiatric hospital was newly added to provider type classification as per the amendment of the Medical Service Act (Article 3-2-3, March 5, 2021)

3) An exclusive contract is the standard for doctor, dentist, Korean medicine doctor, midwife, and physiotherapist.

4) Minimum 16 hours of working hour is the standard for pharmacist and Korean medicine pharmacist.

5) Being a full-time employee is the standard for social worker and occupational therapist.

제 I-13-2표
Table I-13-2

요양기관 종별 인력
Medical personnel data by provider

구 분		계 Total	의 사 Physicians					치 과 의 사 Dentist				
			소 계 Subtotal	일반의 Gen. practitioner	인 턴 Intern	레지던트 Resident	전문의 Specialist	소 계 Subtotal	일반의 Gen. practitioner	인 턴 Intern	레지던트 Resident	전문의 Specialist
계		106,790	30,313	1,265	1,149	3,760	24,139	7,338	3,414	228	498	3,198
의료기관 및 보건기관	소 계	87,521	30,313	1,265	1,149	3,760	24,139	7,338	3,414	228	498	3,198
	상 중 합 병 원	11,611	8,698	38	809	2,749	5,102	251	25	26	90	110
	중 합 병 원	11,557	6,470	33	340	962	5,135	305	88	8	29	180
	병 원	13,562	2,473	45	-	24	2,404	33	17	-	-	16
	요 양 병 원	10,569	840	73	-	-	767	4	2	-	-	2
	정 신 병 원	1,168	283	2	-	25	256	3	1	-	-	2
	의 원	26,049	11,270	1,004	-	-	10,266	-	-	-	-	-
	치 과 병 원	1,113	13	2	-	-	11	1,086	105	194	379	408
	치 과 의 원	5,601	-	-	-	-	-	5,599	3,124	-	-	2,475
	조 산 원	19	-	-	-	-	-	-	-	-	-	-
	보 건 의 료 원	16	2	-	-	-	2	-	-	-	-	-
	보 건 소	556	181	45	-	-	136	52	47	-	-	5
	보 건 지 소	192	10	5	-	-	5	4	4	-	-	-
	보 건 진 료 소	-	-	-	-	-	-	-	-	-	-	-
	한 방 병 원	2,068	73	18	-	-	55	1	1	-	-	-
	한 의 원	3,440	-	-	-	-	-	-	-	-	-	-
약 국		19,269	-	-	-	-	-	-	-	-	-	-

주 : 1) 연도말 기준
2) 의료법 개정사항(제3조제2항제3호, 2021.3.5. 시행)에 따라 요양기관 종별 구분으로 정신병원 신설
3) 의사, 치과의사, 한의사, 조산사, 물리치료사의 경우 전속 기준
4) 약사, 한약사는 주 16시간 이상 근무 기준
5) 사회복지사, 작업치료사의 경우 상근 기준

현황 I (의사, 약사 등)(여자)

type I (doctor, pharmacist, etc.)(Female)

(단위 : 명)
Unit : Person

한의사 Oriental medical physician					조산사 Midwife	약사 Pharmacist	한약사 Korean medicine pharmacist	물리 치료사 Physical Therapist	작업 치료사 Occupational Therapist	사회 복지사 Social Worker	Division	
소계 Subtotal	일반의 Gen. practitioner	일반 수련의 Intern	전문 수련의 Resident	전문의 Specialist								
4,898	3,458	147	227	1,066	61	24,970	432	29,404	6,308	3,066	Total	
4,898	3,458	147	227	1,066	61	5,874	259	29,404	6,308	3,066	Subtotal	Medical institution and Community health agency
-	-	-	-	-	2	1,893	-	271	219	277	Tertiary hospital	
16	2	-	2	12	7	1,608	2	1,900	672	577	General hospital	
54	27	4	-	23	15	1,103	2	6,868	2,731	283	Hospital	
513	416	-	1	96	-	985	-	4,774	2,318	1,135	Healthcare Institute	
-	-	-	-	-	-	187	-	48	23	624	Psychiatric hospital	
-	-	-	-	-	17	52	-	14,294	263	153	Clinic	
-	-	-	-	-	-	8	-	4	-	2	Dental hospital	
-	-	-	-	-	-	1	-	-	-	1	Dental clinic	
-	-	-	-	-	19	-	-	-	-	-	Midwifery clinic	
-	-	-	-	-	-	2	-	12	-	-	Hospitalized health center	
48	33	-	-	15	1	14	-	253	2	5	Health center	
2	-	-	-	2	-	1	-	171	3	1	Health subcenter	
-	-	-	-	-	-	-	-	-	-	-	Primary health care post	
866	232	143	224	267	-	18	217	809	77	7	Korean medicine hospital	
3,399	2,748	-	-	651	-	2	38	-	-	1	Korean medicine clinic	
-	-	-	-	-	-	19,096	173	-	-	-	Pharmacy	

Note : 1) As of the end of the year

2) Psychiatric hospital was newly added to provider type classification as per the amendment of the Medical Service Act (Article 3-2-3, March 5, 2021)

3) An exclusive contract is the standard for doctor, dentist, Korean medicine doctor, midwife, and physiotherapist.

4) Minimum 16 hours of working hour is the standard for pharmacist and Korean medicine pharmacist.

5) Being a full-time employee is the standard for social worker and occupational therapist.

제 I-14표
Table I-14

요양기관 종별 인력
Medical personnel data by

구 분		계 Total	간호사 Nurse						간호조무사 Nurses' aide	임상병리사 Medical Technologist	방사선사 Radiology technician
			소계 Subtotal	간호사 Nurse	가정전문 Specialist of family medicine	보건전문 Specialist of public health	마취전문 Specialist of anesthesia	정신전문 Specialist of psychiatry			
계		754,441	269,434	267,976	813	80	182	383	221,372	29,273	32,769
의료기관 및 보건기관	소 계	754,410	269,434	267,976	813	80	182	383	221,372	29,273	32,769
	상급종합병원	113,434	70,945	70,755	144	1	14	31	3,632	6,305	5,430
	종합병원	169,340	93,809	93,574	170	9	41	15	17,359	8,934	7,666
	병원	98,967	40,630	40,445	54	1	94	36	24,712	3,814	5,029
	요양병원	84,316	28,194	28,007	140	40	-	7	31,435	615	1,333
	정신병원	12,281	4,355	4,234	-	-	-	121	2,842	155	154
	의원	153,098	19,042	18,657	281	14	26	64	92,892	8,539	11,911
	치과병원	6,230	156	151	-	-	5	-	388	25	92
	치과의원	65,655	410	398	3	1	1	7	18,605	10	22
	조산원	10	-	-	-	-	-	-	10	-	-
	보건의료원	421	219	209	3	-	-	7	76	39	43
	보건소	5,383	2,664	2,577	1	13	1	72	1,085	690	435
	보건지소	3,177	692	689	-	-	-	3	1,716	43	36
	보건진료소	1,864	1,853	1,835	16	1	-	1	10	-	-
	한방병원	15,120	4,995	4,982	-	-	-	13	4,217	102	618
	한의원	25,114	1,470	1,463	1	-	-	6	22,393	2	-
약국		31	-	-	-	-	-	-	-	-	-

주 : 1) 연도말 기준
2) 의료법 개정사항(제 3 조제 2 항제 3 호, 2021.3.5. 시행)에 따라 요양기관 종별 구분으로 정신병원 신설
3) 간호사 및 기타인력: 요양기관이 신고한 인원수 기준

현황II(간호사 및 기타인원)

provider type II(nurse and other staff)

(단위 : 명)
Unit : Person

치과 기공사 Dental technician	치과 위생사 Dental hygienist	보건의료 정보관리사 Medical record administrator	동위원소취급자 Isotope staff		방사선취급 감독자 Radiology supervisor	영양사 Nutritionist	조리사 Culinary staff	조혈모세포 냉동담당자 Stem cell refrigeration staff	정신건강 전문요원 Mental health special agent	안경사 Optician	기타 Else	Division
			일반 General	특수 Special								
3,027	48,386	5,657	1,479	206	218	7,519	10,054	116	2,031	2,375	120,525	Total
3,027	48,386	5,656	1,479	206	218	7,519	10,054	116	2,031	2,375	120,495	Subtotal
54	426	901	334	81	34	525	302	102	323	74	23,966	Tertiary hospital
45	1,002	1,601	281	96	46	1,032	1,228	11	363	191	35,676	General hospital
20	234	863	205	6	36	1,885	2,650	3	104	351	18,425	Hospital
-	17	1,490	64	-	20	2,654	3,300	-	13	-	15,181	Healthcare Institute
-	6	55	14	-	2	411	502	-	1,032	-	2,753	Psychiatric hospital
3	42	444	316	19	59	295	994	-	183	1,754	16,605	Clinic
403	4,038	25	25	-	2	8	5	-	-	-	1,063	Dental hospital
2,500	41,489	108	46	-	8	-	7	-	-	4	2,446	Dental clinic
-	-	-	-	-	-	-	-	-	-	-	-	Midwifery clinic
-	23	6	-	-	1	4	5	-	-	-	5	Hospitalized health center
2	436	12	-	4	4	42	1	-	4	1	3	Health center
-	670	1	-	-	-	6	-	-	1	-	12	Health subcenter
-	1	-	-	-	-	-	-	-	-	-	-	Primary health care post
-	2	120	159	-	6	650	998	-	8	-	3,245	Korean medicine hospital
-	-	30	35	-	-	7	62	-	-	-	1,115	Korean medicine clinic
-	-	1	-	-	-	-	-	-	-	-	30	Pharmacy

Note : 1) As of the end of the year

2) Psychiatric hospital was newly added to provider type classification as per the amendment of the Medical Service Act (Article 3-2-3, March 5, 2021),

3) Nurse and other workforce: the number reported by the provider

제I-15표
Table I-15

요양기관 지역별 인력
Medical personnel data by

구 분	계 Total	의 사 Physicians					치 과 의 사 Dentist				
		소 계 Subtotal	일반의 Gen. practitioner	인 턴 Intern	레지던트 Resident	전문의 Specialist	소 계 Subtotal	일반의 Gen. practitioner	인 턴 Intern	레지던트 Resident	전문의 Specialist
계	270,937	114,699	6,041	3,206	9,812	95,640	28,392	16,856	377	919	10,240
서 울	68,369	33,868	1,506	1,380	4,382	26,600	7,484	4,043	145	449	2,847
부 산	20,208	8,460	377	222	654	7,207	1,844	1,207	3	9	625
대 구	14,999	6,335	211	215	615	5,294	1,401	869	25	59	448
인 천	14,207	5,661	295	177	346	4,843	1,377	807	4	1	565
광 주	9,341	3,783	151	108	299	3,225	1,067	573	61	79	354
대 전	9,019	3,793	180	144	396	3,073	859	526	12	32	289
울 산	4,699	1,838	103	29	97	1,609	525	354	1	5	165
세 종	1,316	524	32	-	-	492	145	58	-	-	87
경 기	61,035	24,515	1,088	447	1,610	21,370	6,632	3,736	18	59	2,819
강 원	6,553	2,776	196	80	258	2,242	749	441	29	43	236
충 북	6,891	2,525	192	40	115	2,178	721	460	-	1	260
충 남	8,648	3,274	282	64	202	2,726	1,011	616	24	61	310
전 북	9,531	3,700	268	103	295	3,034	965	616	24	62	263
전 남	8,463	3,137	375	55	90	2,617	803	607	-	-	196
경 북	9,825	3,590	326	11	49	3,204	997	757	-	-	240
경 남	14,749	5,691	385	109	335	4,862	1,493	949	31	59	454
제 주	3,084	1,229	74	22	69	1,064	319	237	-	-	82

주 : 연도말 기준

현황 I (의사, 약사 등)(계)

region I (doctor, pharmacist, etc.)(Total)

(단위 : 명)
Unit : Person

한의사 Oriental medical physician					조산사 Midwife	약사 Pharmacist	한약사 Korean medicine pharmacist	물리치료사 Physical Therapist	작업치료사 Occupational Therapist	사회복지사 Social Worker	Division
소계 Subtotal	일반의 Gen. practitioner	일반수련의 Intern	전문수련의 Resident	전문의 Specialist							
23,106	19,361	266	364	3,115	61	41,380	1,342	48,978	8,588	4,391	Total
5,272	4,238	67	130	837	16	9,790	334	9,723	1,272	610	Seoul
1,816	1,553	16	31	216	1	2,994	64	3,879	755	395	Busan
1,270	1,118	10	16	126	-	2,222	45	2,799	692	235	Daegu
1,149	997	6	-	146	4	2,088	73	2,961	604	290	Incheon
702	525	28	9	140	-	1,263	93	1,897	366	170	Gwangju
767	605	21	28	113	2	1,297	59	1,699	393	150	Daejeon
427	363	10	-	54	3	772	22	866	158	88	Ulsan
142	120	-	-	22	1	250	12	228	4	10	Sejong
5,162	4,320	42	63	737	22	9,827	307	11,422	2,163	985	Gyeonggi
573	497	4	5	67	-	1,066	20	1,088	171	110	Gangwon
650	534	8	11	97	2	1,155	31	1,431	248	128	Chungbuk
847	710	7	14	116	-	1,483	54	1,534	247	198	Chungnam
934	747	15	26	146	-	1,465	76	1,856	332	203	Jeonbuk
810	695	14	5	96	3	1,315	48	1,941	191	215	Jeonnam
1,051	967	5	7	72	1	1,658	25	1,960	280	263	Gyeongbuk
1,281	1,138	12	19	112	5	2,219	67	3,078	620	295	Gyeongnam
253	234	1	-	18	1	516	12	616	92	46	Jeju

Note : As of the end of the year

제 I-15-1표
Table I-15-1

요양기관 지역별 인력
Medical personnel data

구 분	계 Total	의 사 Physicians					치 과 의 사 Dentist				
		소 계 Subtotal	일반의 Gen. practitioner	인 턴 Intern	레지던트 Resident	전문의 Specialist	소 계 Subtotal	일반의 Gen. practitioner	인 턴 Intern	레지던트 Resident	전문의 Specialist
계	164,147	84,386	4,776	2,057	6,052	71,501	21,054	13,442	149	421	7,042
서 울	38,091	21,559	1,005	773	2,450	17,331	5,143	3,014	68	214	1,847
부 산	12,042	6,385	294	152	443	5,496	1,329	918	1	7	403
대 구	8,788	4,710	151	160	430	3,969	957	635	6	28	288
인 천	8,559	4,314	241	125	235	3,713	1,047	664	1	1	381
광 주	5,577	2,920	113	73	206	2,528	668	400	15	29	224
대 전	5,428	2,817	139	104	259	2,315	648	435	4	13	196
울 산	3,073	1,511	88	20	72	1,331	444	316	-	2	126
세 종	807	387	28	-	-	359	100	42	-	-	58
경 기	36,112	17,794	796	284	967	15,747	4,936	2,937	9	25	1,965
강 원	4,499	2,320	179	52	195	1,894	598	381	11	18	188
충 북	4,654	2,164	171	29	80	1,884	615	399	-	-	216
충 남	6,019	2,812	256	51	148	2,357	848	559	14	30	245
전 북	6,204	3,001	240	73	199	2,489	726	499	12	32	183
전 남	5,950	2,813	360	49	64	2,340	682	527	-	-	155
경 북	6,753	3,202	309	11	39	2,843	839	662	-	-	177
경 남	9,540	4,705	345	82	213	4,065	1,210	848	8	22	332
제 주	2,051	972	61	19	52	840	264	206	-	-	58

주 : 연도말 기준

현황 I (의사, 약사 등)(남자)

by region I (doctor, pharmacist, etc.)(Male)

(단위 : 명)
Unit : Person

한의사 Oriental medical physician					조산사 Midwife	약사 Pharmacist	한약사 Korean medicine pharmacist	물리치료사 Physical Therapist	작업치료사 Occupational Therapist	사회복지사 Social Worker	Division
소계 Subtotal	일반의 Gen. practitioner	일반수련의 Intern	전문수련의 Resident	전문의 Specialist							
18,208	15,903	119	137	2,049	-	16,410	910	19,574	2,280	1,325	Total
3,881	3,269	20	58	534	-	2,521	220	4,214	371	182	Seoul
1,397	1,246	11	13	127	-	1,102	42	1,507	167	113	Busan
1,010	927	3	2	78	-	805	31	1,027	186	62	Daegu
913	819	-	-	94	-	926	43	1,046	176	94	Incheon
551	441	15	1	94	-	480	60	802	53	43	Gwangju
590	493	10	11	76	-	518	38	646	112	59	Daejeon
355	321	1	-	33	-	382	13	306	41	21	Ulsan
109	98	-	-	11	-	106	6	93	-	6	Sejong
3,977	3,440	19	21	497	-	3,693	211	4,521	670	310	Gyeonggi
494	443	2	3	46	-	583	14	400	59	31	Gangwon
557	473	4	4	76	-	662	21	543	52	40	Chungbuk
725	636	2	5	82	-	840	42	630	57	65	Chungnam
778	657	9	10	102	-	787	55	718	64	75	Jeonbuk
712	637	9	-	66	-	730	38	874	39	62	Jeonnam
909	852	5	3	49	-	866	19	764	69	85	Gyeongbuk
1,043	955	8	6	74	-	1,170	48	1,162	135	67	Gyeongnam
207	196	1	-	10	-	239	9	321	29	10	Jeju

Note : As of the end of the year

제 I-15-2표
Table I-15-2

요양기관 지역별 인력
Medical personnel data by

구 분	계 Total	의 사 Physicians					치 과 의 사 Dentist				
		소 계 Subtotal	일반의 Gen. practitioner	인 턴 Intern	레지던트 Resident	전문의 Specialist	소 계 Subtotal	일반의 Gen. practitioner	인 턴 Intern	레지던트 Resident	전문의 Specialist
계	106,790	30,313	1,265	1,149	3,760	24,139	7,338	3,414	228	498	3,198
서 울	30,278	12,309	501	607	1,932	9,269	2,341	1,029	77	235	1,000
부 산	8,166	2,075	83	70	211	1,711	515	289	2	2	222
대 구	6,211	1,625	60	55	185	1,325	444	234	19	31	160
인 천	5,648	1,347	54	52	111	1,130	330	143	3	-	184
광 주	3,764	863	38	35	93	697	399	173	46	50	130
대 전	3,591	976	41	40	137	758	211	91	8	19	93
울 산	1,626	327	15	9	25	278	81	38	1	3	39
세 종	509	137	4	-	-	133	45	16	-	-	29
경 기	24,923	6,721	292	163	643	5,623	1,696	799	9	34	854
강 원	2,054	456	17	28	63	348	151	60	18	25	48
충 북	2,237	361	21	11	35	294	106	61	-	1	44
충 남	2,629	462	26	13	54	369	163	57	10	31	65
전 북	3,327	699	28	30	96	545	239	117	12	30	80
전 남	2,513	324	15	6	26	277	121	80	-	-	41
경 북	3,072	388	17	-	10	361	158	95	-	-	63
경 남	5,209	986	40	27	122	797	283	101	23	37	122
제 주	1,033	257	13	3	17	224	55	31	-	-	24

주 : 연도말 기준

현황 I (의사, 약사 등)(여자)

region I (doctor, pharmacist, etc.)(Female)

(단위 : 명)
Unit : Person

한의사 Oriental medical physician					조산사 Midwife	약사 Pharmacist	한약사 Korean medicine pharmacist	물리치료사 Physical Therapist	작업치료사 Occupational Therapist	사회복지사 Social Worker	Division
소 계 Subtotal	일반의 Gen. practitioner	일반수련의 Intern	전문수련의 Resident	전문의 Specialist							
4,898	3,458	147	227	1,066	61	24,970	432	29,404	6,308	3,066	Total
1,391	969	47	72	303	16	7,269	114	5,509	901	428	Seoul
419	307	5	18	89	1	1,892	22	2,372	588	282	Busan
260	191	7	14	48	-	1,417	14	1,772	506	173	Daegu
236	178	6	-	52	4	1,162	30	1,915	428	196	Incheon
151	84	13	8	46	-	783	33	1,095	313	127	Gwangju
177	112	11	17	37	2	779	21	1,053	281	91	Daejeon
72	42	9	-	21	3	390	9	560	117	67	Ulsan
33	22	-	-	11	1	144	6	135	4	4	Sejong
1,185	880	23	42	240	22	6,134	96	6,901	1,493	675	Gyeonggi
79	54	2	2	21	-	483	6	688	112	79	Gangwon
93	61	4	7	21	2	493	10	888	196	88	Chungbuk
122	74	5	9	34	-	643	12	904	190	133	Chungnam
156	90	6	16	44	-	678	21	1,138	268	128	Jeonbuk
98	58	5	5	30	3	585	10	1,067	152	153	Jeonnam
142	115	-	4	23	1	792	6	1,196	211	178	Gyeongbuk
238	183	4	13	38	5	1,049	19	1,916	485	228	Gyeongnam
46	38	-	-	8	1	277	3	295	63	36	Jeju

Note : As of the end of the year

제 I-16표
Table I-16

요양기관 지역별 인력
Medical personnel data

구 분	계 Total	간호사 Nurse						간호조무사 Nurses' aide	임상병리사 Medical Technologist	방사선사 Radiology technician	치과기공사 Dental technician
		소계 Subtotal	간호사 Nurse	가정전문 Specialist of family medicine	보건전문 Specialist of public health	마취전문 Specialist of anesthesia	정신전문 Specialist of psychiatry				
계	754,441	269,434	267,976	813	80	182	383	221,372	29,273	32,769	3,027
서 울	164,468	63,480	63,212	171	8	21	68	40,983	7,387	8,176	690
부 산	62,248	22,455	22,365	13	11	40	26	19,464	2,151	2,455	303
대 구	42,382	16,357	16,309	39	1	1	7	11,246	1,673	1,869	207
인 천	40,429	14,194	14,084	81	2	19	8	12,806	1,462	1,703	92
광 주	29,700	10,929	10,894	6	-	2	27	7,815	1,076	1,170	134
대 전	26,011	8,919	8,861	38	2	4	14	7,957	1,012	1,107	137
울 산	16,539	5,756	5,741	-	-	10	5	4,783	574	601	80
세 종	3,294	1,091	1,090	-	-	-	1	1,059	115	183	6
경 기	157,827	54,316	53,916	284	12	33	71	49,331	5,937	7,206	554
강 원	19,146	7,434	7,402	13	-	1	18	5,315	686	793	66
충 북	20,781	5,957	5,897	41	-	3	16	6,963	784	895	61
충 남	25,359	7,505	7,400	37	39	4	25	8,788	884	1,004	139
전 북	29,542	9,470	9,436	25	2	2	5	9,709	1,183	1,134	92
전 남	28,278	10,007	9,938	30	1	2	36	8,510	989	988	60
경 북	30,815	10,964	10,924	14	1	7	18	10,484	1,027	1,214	146
경 남	50,086	17,362	17,278	17	1	29	37	14,300	1,973	1,873	234
제 주	7,536	3,238	3,229	4	-	4	1	1,859	360	398	26

주 : 1) 연도말 기준

2) 간호사 및 기타인력 : 요양기관이 신고한 인원수 기준

현황II(간호사 및 기타인원)

by region II(nurse and other staff)

(단위 : 명)
Unit : Person

치과위생사 Dental hygienist	보건의료 정보관리사 Medical record administrator	동위원소취급자 Isotope staff		방사선취급 감독자 Radiology supervisor	영양사 Nutritionist	조리사 Culinary staff	조혈모세포 냉동담당자 Stem cell refrigeration staff	정신건강 전문요원 Mental health special agent	안경사 Optician	기타 Else	Division
		일반 General	특수 Special								
48,386	5,657	1,479	206	218	7,519	10,054	116	2,031	2,375	120,525	Total
11,071	1,163	349	65	59	1,128	1,136	47	341	833	27,560	Seoul
2,933	534	173	21	15	723	977	7	149	305	9,583	Busan
2,591	258	107	16	11	397	631	27	136	73	6,783	Daegu
2,069	264	57	10	6	366	533	2	116	197	6,552	Incheon
2,010	182	87	5	15	460	657	5	87	67	5,001	Gwangju
1,663	284	45	9	4	234	352	5	71	101	4,111	Daejeon
1,241	129	18	3	3	165	218	4	26	47	2,891	Ulsan
301	15	8	1	-	24	21	-	4	10	456	Sejong
11,066	1,125	256	33	53	1,546	1,937	6	402	379	23,680	Gyeonggi
1,140	129	27	4	9	185	246	-	68	30	3,014	Gangwon
1,436	149	54	4	4	204	285	-	62	46	3,877	Chungbuk
1,712	241	39	4	9	262	397	-	83	59	4,233	Chungnam
1,779	298	73	12	7	400	627	6	97	56	4,599	Jeonbuk
1,552	194	27	4	6	401	512	1	103	19	4,905	Jeonnam
1,912	269	52	7	6	369	546	-	107	15	3,697	Gyeongbuk
3,256	345	99	5	8	602	894	6	161	114	8,854	Gyeongnam
654	78	8	3	3	53	85	-	18	24	729	Jeju

Note : 1) As of the end of the year

2) Nurse and other workforce: the number reported by the provider

제 I-17표
Table I-17

요양기관 종별 전문과목별
Specialist data by provider type

구 분	계 Total	상급종합병원 Tertiary hospital	종합병원 General hospital	병 원 Hospital	요양병원 Healthcare Institute	정신병원 Psychiatric hospital
계	95,640	14,207	18,338	10,294	4,395	1,104
내 과	18,422	3,678	4,269	1,396	733	31
신 경 과	2,147	543	682	222	218	2
정 신 건 강 의 학 과	4,113	336	370	108	45	1,006
외 과	6,662	1,233	1,411	586	653	6
정 형 외 과	7,062	576	1,340	1,842	186	4
신 경 외 과	3,071	494	861	735	188	1
심 장 혈 관 흉 부 외 과	1,173	360	316	42	72	1
성 형 외 과	2,373	220	187	107	21	-
마 취 통 증 의 학 과	5,303	803	1,035	792	99	1
산 부 인 과	6,028	462	799	1,036	378	2
소 아 청 소 년 과	6,389	906	818	911	190	4
안 과	3,730	423	320	283	18	-
이 비 인 후 과	4,198	370	376	106	47	2
피 부 과	2,454	180	147	40	6	-
비 뇨 의 학 과	2,635	296	441	53	60	1
영 상 의 학 과	4,254	1,158	1,323	839	15	4
방 사 선 종 양 학 과	334	186	101	7	5	-
병 리 과	965	356	284	11	7	-
진 단 검 사 의 학 과	991	291	424	19	6	1
결 핵 과	55	-	1	7	3	-
재 활 의 학 과	2,465	235	339	542	517	2
핵 의 학 과	260	140	86	4	3	-
가 정 의 학 과	7,407	321	668	431	893	33
응 급 의 학 과	2,303	479	1,427	105	23	1
직 업 환 경 의 학 과	654	95	266	62	4	-
예 방 의 학 과	192	66	47	8	5	2

주 : 1) 연도말 기준
2) 의료법 개정사항(제 3 조제 2 항제 3 호, 2021.3.5. 시행)에 따라 요양기관 종별 구분으로 정신병원 신설

전문의 현황(계) and specialty (Total)

(단위 : 명)
Unit : Person

의 원 Clinic	치과병원 Dental hospital	한방병원 Korean medicine hospital	보건의료원 Hospitalized health center	보 건 소 Health center	보건지소 Health subcenter	Division
46,212	26	443	129	354	138	Total
8,238	1	25	12	35	4	Internal medicine
473	-	6	-	1	-	Neurology
2,237	-	8	3	-	-	Psychiatry
2,667	-	63	16	20	7	General surgery
3,041	-	61	3	5	4	Orthopedic surgery
771	-	16	3	2	-	Neurosurgery
367	1	5	-	6	3	Thoracic & Cardiovascular surgery
1,776	2	11	17	10	22	Plastic surgery
2,474	20	26	12	26	15	Anesthesiology & Pain medicine
3,228	-	48	5	62	8	Obstetrics & Gynecology
3,377	-	24	23	99	37	Pediatrics
2,677	-	2	4	3	-	Ophthalmology
3,281	-	8	-	7	1	Otorhinolaryngology
2,073	-	1	2	1	4	Dermatology
1,757	-	13	6	5	3	Urological section
877	-	30	4	3	1	Radiology
27	-	2	-	2	4	Radiation oncology
303	-	1	-	1	2	Pathology
242	-	-	-	8	-	Laboratory medicine
42	-	1	-	-	1	Tuberculosis
796	-	21	8	1	4	Rahabilitation
23	-	-	-	1	3	Nuclear medicine
4,934	2	67	7	47	4	Family medicine
261	-	4	2	1	-	Emergency medicine
210	-	-	2	5	10	Occupational & Environmental med.
60	-	-	-	3	1	Preventive medicine

Note : 1) As of the end of the year

2) Psychiatric hospital was newly added to provider type classification as per the amendment of the Medical Service Act (Article 3-2-3, March 5, 2021)

제 I-17-1표
Table I-17-1

요양기관 종별 전문과목별
Specialist data by provider type

구 분	계 Total	상급종합병원 Tertiary hospital	종합병원 General hospital	병 원 Hospital	요양병원 Healthcare Institute	정신병원 Psychiatric hospital
계	71,501	9,105	13,203	7,890	3,628	848
내 과	13,312	2,286	2,839	1,011	544	18
신 경 과	1,528	370	492	141	139	-
정 신 건 강 의 학 과	2,915	215	245	86	35	782
외 과	5,810	878	1,225	524	640	5
정 형 외 과	7,014	562	1,323	1,833	185	4
신 경 외 과	3,000	463	836	731	187	1
심 장 혈 관 흉 부 외 과	1,086	310	302	40	68	1
성 형 외 과	2,194	187	157	101	20	-
마 취 통 증 의 학 과	3,738	430	621	555	73	-
산 부 인 과	3,426	221	464	612	357	2
소 아 청 소 년 과	3,356	374	390	504	158	2
안 과	2,911	275	187	196	16	-
이 비 인 후 과	3,752	295	282	98	44	2
피 부 과	1,819	115	85	37	6	-
비 뇨 의 학 과	2,602	282	433	53	60	1
영 상 의 학 과	2,425	546	789	535	8	3
방 사 선 종 양 학 과	206	118	56	5	5	-
병 리 과	399	147	110	6	5	-
진 단 검 사 의 학 과	471	153	200	13	3	-
결 핵 과	40	-	1	3	2	-
재 활 의 학 과	1,828	156	213	376	349	1
핵 의 학 과	158	91	44	3	3	-
가 정 의 학 과	4,812	127	380	270	692	24
응 급 의 학 과	2,004	384	1,263	99	22	-
직 업 환 경 의 학 과	558	74	234	52	3	-
예 방 의 학 과	137	46	32	6	4	2

주 : 1) 연도말 기준
2) 의료법 개정사항(제 3 조제 2 항제 3 호, 2021.3.5. 시행)에 따라 요양기관 종별 구분으로 정신병원 신설

전문의 현황(남자)

and specialty (Male)

(단위 : 명)
Unit : Person

의 원 Clinic	치과병원 Dental hospital	한방병원 Korean medicine hospital	보건의료원 Hospitalized health center	보건소 Health center	보건지소 Health subcenter	Division
35,946	15	388	127	218	133	Total
6,566	1	19	11	14	3	Internal medicine
380	-	5	-	1	-	Neurology
1,543	-	6	3	-	-	Psychiatry
2,434	-	63	16	18	7	General surgery
3,035	-	61	3	4	4	Orthopedic surgery
761	-	16	3	2	-	Neurosurgery
351	1	5	-	5	3	Thoracic & Cardiovascular surgery
1,668	2	10	17	10	22	Plastic surgery
1,994	10	22	12	7	14	Anesthesiology & Pain medicine
1,661	-	43	5	53	8	Obstetrics & Gynecology
1,781	-	18	23	69	37	Pediatrics
2,228	-	2	4	3	-	Ophthalmology
3,016	-	8	-	6	1	Otorhinolaryngology
1,568	-	1	2	1	4	Dermatology
1,747	-	13	6	4	3	Urological section
512	-	25	4	2	1	Radiology
16	-	2	-	-	4	Radiation oncology
129	-	1	-	-	1	Pathology
102	-	-	-	-	-	Laboratory medicine
32	-	1	-	-	1	Tuberculosis
703	-	17	8	1	4	Rahabilitation
13	-	-	-	1	3	Nuclear medicine
3,254	1	46	6	10	2	Family medicine
229	-	4	2	1	-	Emergency medicine
178	-	-	2	5	10	Occupational & Environmental med.
45	-	-	-	1	1	Preventive medicine

Note : 1) As of the end of the year

2) Psychiatric hospital was newly added to provider type classification as per the amendment of the Medical Service Act (Article 3-2-3, March 5, 2021)

제 I-17-2표
Table I-17-2

요양기관 종별 전문과목별
Specialist data by provider type

구 분	계 Total	상급종합병원 Tertiary hospital	종합병원 General hospital	병 원 Hospital	요양병원 Healthcare Institute	정신병원 Psychiatric hospital
계	24,139	5,102	5,135	2,404	767	256
내 과	5,110	1,392	1,430	385	189	13
신 경 과	619	173	190	81	79	2
정 신 건 강 의 학 과	1,198	121	125	22	10	224
외 과	852	355	186	62	13	1
정 형 외 과	48	14	17	9	1	-
신 경 외 과	71	31	25	4	1	-
심 장 혈 관 흉 부 외 과	87	50	14	2	4	-
성 형 외 과	179	33	30	6	1	-
마 취 통 증 의 학 과	1,565	373	414	237	26	1
산 부 인 과	2,602	241	335	424	21	-
소 아 청 소 년 과	3,033	532	428	407	32	2
안 과	819	148	133	87	2	-
이 비 인 후 과	446	75	94	8	3	-
피 부 과	635	65	62	3	-	-
비 뇨 의 학 과	33	14	8	-	-	-
영 상 의 학 과	1,829	612	534	304	7	1
방 사 선 종 양 학 과	128	68	45	2	-	-
병 리 과	566	209	174	5	2	-
진 단 검 사 의 학 과	520	138	224	6	3	1
결 핵 과	15	-	-	4	1	-
재 활 의 학 과	637	79	126	166	168	1
핵 의 학 과	102	49	42	1	-	-
가 정 의 학 과	2,595	194	288	161	201	9
응 급 의 학 과	299	95	164	6	1	1
직 업 환 경 의 학 과	96	21	32	10	1	-
예 방 의 학 과	55	20	15	2	1	-

주 : 1) 연도말 기준

2) 의료법 개정사항(제 3 조제 2 항제 3 호, 2021.3.5. 시행)에 따라 요양기관 종별 구분으로 정신병원 신설

전문의 현황(여자)

and specialty (Female)

(단위 : 명)
Unit : Person

의 원 Clinic	치과병원 Dental hospital	한방병원 Korean medicine hospital	보건의료원 Hospitalized health center	보 건 소 Health center	보건지소 Health subcenter	Division
10,266	11	55	2	136	5	Total
1,672	-	6	1	21	1	Internal medicine
93	-	1	-	-	-	Neurology
694	-	2	-	-	-	Psychiatry
233	-	-	-	2	-	General surgery
6	-	-	-	1	-	Orthopedic surgery
10	-	-	-	-	-	Neurosurgery
16	-	-	-	1	-	Thoracic & Cardiovascular surgery
108	-	1	-	-	-	Plastic surgery
480	10	4	-	19	1	Anesthesiology & Pain medicine
1,567	-	5	-	9	-	Obstetrics & Gynecology
1,596	-	6	-	30	-	Pediatrics
449	-	-	-	-	-	Ophthalmology
265	-	-	-	1	-	Otorhinolaryngology
505	-	-	-	-	-	Dermatology
10	-	-	-	1	-	Urological section
365	-	5	-	1	-	Radiology
11	-	-	-	2	-	Radiation oncology
174	-	-	-	1	1	Pathology
140	-	-	-	8	-	Laboratory medicine
10	-	-	-	-	-	Tuberculosis
93	-	4	-	-	-	Rahabilitation
10	-	-	-	-	-	Nuclear medicine
1,680	1	21	1	37	2	Family medicine
32	-	-	-	-	-	Emergency medicine
32	-	-	-	-	-	Occupational & Environmental med.
15	-	-	-	2	-	Preventive medicine

Note : 1) As of the end of the year

2) Psychiatric hospital was newly added to provider type classification as per the amendment of the Medical Service Act (Article 3-2-3, March 5, 2021)

제I-18표
Table I-18

요양기관 지역별 전문
Specialist data by region

구 분	계 Total	서 울 Seoul	부 산 Busan	대 구 Daegu	인 천 Incheon	광 주 Gwangju	대 전 Daejeon	울 산 Ulsan	세 종 Sejong
계	95,640	26,600	7,207	5,294	4,843	3,225	3,073	1,609	492
내 과	18,422	5,026	1,518	1,063	968	656	593	304	94
신 경 과	2,147	569	169	143	99	75	87	30	9
정 신 건 강 의 학 과	4,113	1,161	314	208	185	116	139	63	22
외 과	6,662	1,674	518	399	331	229	192	120	25
정 형 외 과	7,062	1,701	545	369	399	237	232	120	31
신 경 외 과	3,071	678	216	190	185	117	96	56	14
심 장 혈 관 흉 부 외 과	1,173	305	84	56	64	32	48	25	7
성 형 외 과	2,373	1,274	171	137	79	46	57	32	8
마 취 통 증 의 학 과	5,303	1,562	378	293	241	192	153	84	23
산 부 인 과	6,028	1,598	477	334	290	212	184	110	31
소 아 청 소 년 과	6,389	1,455	457	347	344	241	215	119	68
안 과	3,730	1,164	307	240	197	110	122	61	20
이 비 인 후 과	4,198	1,155	328	228	217	144	126	72	31
피 부 과	2,454	934	163	135	104	89	76	30	14
비 뇨 의 학 과	2,635	720	189	164	133	95	87	51	15
영 상 의 학 과	4,254	1,454	295	209	170	124	141	74	9
방 사 선 종 양 학 과	334	127	27	21	14	3	11	4	2
병 리 과	965	366	80	58	42	25	32	12	4
진 단 검 사 의 학 과	991	307	72	51	53	40	33	14	2
결 핵 과	55	18	2	1	2	-	2	-	-
재 활 의 학 과	2,465	657	173	126	132	85	112	36	6
핵 의 학 과	260	97	20	20	12	8	6	3	1
가 정 의 학 과	7,407	1,999	538	372	349	235	238	108	37
응 급 의 학 과	2,303	451	108	91	175	95	60	43	16
직 업 환 경 의 학 과	654	105	48	21	51	14	25	32	2
예 방 의 학 과	192	43	10	18	7	5	6	6	1

주 : 연도말 기준

과목별 전문의 현황(계)

and speciality (Total)

(단위 : 명)
Unit : Person

경 기 Gyeonggi	강 원 Gangwon	충 북 Chungbuk	충 남 Chungnam	전 북 Jeonbuk	전 남 Jeonnam	경 북 Gyeongbuk	경 남 Gyeongnam	제 주 Jeju	Division
21,370	2,242	2,178	2,726	3,034	2,617	3,204	4,862	1,064	Total
4,092	435	385	480	599	484	586	958	181	Internal medicine
475	48	47	58	65	44	72	134	23	Neurology
875	87	114	124	131	118	173	242	41	Psychiatry
1,376	180	160	248	248	239	284	361	78	General surgery
1,720	184	177	216	222	201	256	368	84	Orthopedic surgery
705	79	85	85	103	103	127	197	35	Neurosurgery
222	34	33	41	31	45	55	70	21	Thoracic & Cardiovascular surgery
253	37	30	41	52	34	42	58	22	Plastic surgery
1,138	128	125	143	168	162	169	285	59	Anesthesiology & Painmedicine
1,412	156	139	186	187	163	200	285	64	Obstetrics & Gynecology
1,656	159	153	177	207	157	198	363	73	Pediatrics
753	75	83	95	106	77	118	162	40	Ophthalmology
1,058	88	87	107	104	97	121	192	43	Otorhinolaryngology
545	39	36	45	62	30	46	84	22	Dermatology
571	55	60	81	72	82	100	131	29	Urological section
881	95	86	105	127	135	106	208	35	Radiology
65	11	3	8	10	6	8	10	4	Radiation oncology
197	16	9	13	25	15	15	47	9	Pathology
221	26	19	21	27	32	22	37	14	Laboratory medicine
16	1	-	2	2	2	2	3	2	Tuberculosis
592	57	61	62	80	49	78	124	35	Rahabilitation
48	4	3	5	10	9	2	9	3	Nuclear medicine
1,719	153	194	256	286	240	257	328	98	Family medicine
624	72	56	84	85	62	113	125	43	Emergency medicine
124	17	30	34	17	27	37	67	3	Occupational & Environmental med.
32	6	3	9	8	4	17	14	3	Preventive medicine

Note : As of the end of the year

제I-18-1표
Table I-18-1

요양기관 지역별 전문
Specialist data by region

구 분	계 Total	서 울 Seoul	부 산 Busan	대 구 Daegu	인 천 Incheon	광 주 Gwangju	대 전 Daejeon	울 산 Ulsan	세 종 Sejong
계	71,501	17,331	5,496	3,969	3,713	2,528	2,315	1,331	359
내 과	13,312	3,122	1,128	773	729	520	427	245	65
신 경 과	1,528	367	119	108	69	60	58	21	7
정 신 건 강 의 학 과	2,915	703	234	146	131	81	96	49	12
외 과	5,810	1,294	464	339	290	207	174	103	21
정 형 외 과	7,014	1,678	544	367	397	236	232	120	30
신 경 외 과	3,000	644	216	189	181	117	94	55	14
심 장 혈 관 흉 부 외 과	1,086	264	76	51	60	32	43	25	6
성 형 외 과	2,194	1,157	165	129	68	44	54	30	8
마 취 통 증 의 학 과	3,738	882	298	217	180	151	106	74	18
산 부 인 과	3,426	639	264	194	183	115	128	72	18
소 아 청 소 년 과	3,356	535	230	152	181	112	105	81	36
안 과	2,911	775	251	192	159	98	97	53	16
이 비 인 후 과	3,752	966	292	202	195	136	115	70	25
피 부 과	1,819	619	142	113	80	68	52	28	9
비 뇨 의 학 과	2,602	704	187	161	132	94	86	51	15
영 상 의 학 과	2,425	614	171	147	98	89	80	56	5
방 사 선 종 양 학 과	206	75	19	13	7	2	6	2	2
병 리 과	399	125	18	25	12	15	17	4	3
진 단 검 사 의 학 과	471	125	31	22	19	25	14	8	1
결 핵 과	40	10	2	1	2	-	2	-	-
재 활 의 학 과	1,828	446	134	93	101	59	81	33	6
핵 의 학 과	158	55	11	16	5	4	4	2	1
가 정 의 학 과	4,812	1,077	353	213	243	155	163	73	24
응 급 의 학 과	2,004	345	94	83	144	92	54	43	15
직 업 환 경 의 학 과	558	81	43	13	43	12	22	28	2
예 방 의 학 과	137	29	10	10	4	4	5	5	-

주 : 연도말 기준

과목별 전문의 현황(남자)

and speciality (Male)

(단위 : 명)

Unit : Person

경 기 Gyeonggi	강 원 Gangwon	충 북 Chungbuk	충 남 Chungnam	전 북 Jeonbuk	전 남 Jeonnam	경 북 Gyeongbuk	경 남 Gyeongnam	제 주 Jeju	Division
15,747	1,894	1,884	2,357	2,489	2,340	2,843	4,065	840	Total
2,915	366	315	409	464	415	507	781	131	Internal medicine
318	37	36	48	53	42	64	101	20	Neurology
623	66	93	107	111	95	140	201	27	Psychiatry
1,208	168	156	239	230	232	275	335	75	General surgery
1,713	181	176	214	221	201	255	365	84	Orthopedic surgery
688	75	85	85	102	101	125	196	33	Neurosurgery
208	32	33	41	30	44	55	67	19	Thoracic surgery
232	35	29	41	51	34	40	56	21	Plastic surgery
771	110	104	120	134	145	148	237	43	Anesthesiology & Pain medicine
735	123	114	147	137	139	166	209	43	Obstetrics & Gynecology
891	109	103	132	141	121	145	236	46	Pediatrics
596	67	74	82	89	73	107	147	35	Ophthalmology
970	79	80	102	94	91	116	180	39	Otorhinolaryngology
400	38	29	37	43	29	44	72	16	Dermatology
566	55	60	80	72	81	100	130	28	Urological section
486	70	71	74	80	111	90	157	26	Radiology
40	7	3	5	5	4	7	7	2	Radiation oncology
91	12	5	6	16	12	8	26	4	Pathology
97	19	12	16	18	25	12	21	6	Laboratory medicine
13	1	-	1	1	2	2	1	2	Tuberculosis
423	50	52	50	58	43	71	104	24	Rahabilitation
26	3	2	3	6	8	1	9	2	Nuclear medicine
1,072	107	172	199	231	200	206	256	68	Family medicine
537	69	53	79	79	61	112	102	42	Emergency medicine
105	14	25	34	17	27	32	58	2	Occupational & Environmental med.
23	1	2	6	6	4	15	11	2	Preventive medicine

Note : As of the end of the year

제 I-18-2표
Table I-18-2

요양기관 지역별 전문
Specialist data by region

구 분	계 Total	서 울 Seoul	부 산 Busan	대 구 Daegu	인 천 Incheon	광 주 Gwangju	대 전 Daejeon	울 산 Ulsan	세 종 Sejong
계	24,139	9,269	1,711	1,325	1,130	697	758	278	133
내 과	5,110	1,904	390	290	239	136	166	59	29
신 경 과	619	202	50	35	30	15	29	9	2
정 신 건 강 의 학 과	1,198	458	80	62	54	35	43	14	10
외 과	852	380	54	60	41	22	18	17	4
정 형 외 과	48	23	1	2	2	1	-	-	1
신 경 외 과	71	34	-	1	4	-	2	1	-
심 장 혈 관 흉 부 외 과	87	41	8	5	4	-	5	-	1
성 형 외 과	179	117	6	8	11	2	3	2	-
마 취 통 증 의 학 과	1,565	680	80	76	61	41	47	10	5
산 부 인 과	2,602	959	213	140	107	97	56	38	13
소 아 청 소 년 과	3,033	920	227	195	163	129	110	38	32
안 과	819	389	56	48	38	12	25	8	4
이 비 인 후 과	446	189	36	26	22	8	11	2	6
피 부 과	635	315	21	22	24	21	24	2	5
비 뇨 의 학 과	33	16	2	3	1	1	1	-	-
영 상 의 학 과	1,829	840	124	62	72	35	61	18	4
방 사 선 종 양 학 과	128	52	8	8	7	1	5	2	-
병 리 과	566	241	62	33	30	10	15	8	1
진 단 검 사 의 학 과	520	182	41	29	34	15	19	6	1
결 핵 과	15	8	-	-	-	-	-	-	-
재 활 의 학 과	637	211	39	33	31	26	31	3	-
핵 의 학 과	102	42	9	4	7	4	2	1	-
가 정 의 학 과	2,595	922	185	159	106	80	75	35	13
응 급 의 학 과	299	106	14	8	31	3	6	-	1
직 업 환 경 의 학 과	96	24	5	8	8	2	3	4	-
예 방 의 학 과	55	14	-	8	3	1	1	1	1

주 : 연도말 기준

과목별 전문의 현황(여자)

and speciality (Female)

(단위 : 명)

Unit : Person

경 기 Gyeonggi	강 원 Gangwon	충 북 Chungbuk	충 남 Chungnam	전 북 Jeonbuk	전 남 Jeonnam	경 북 Gyeongbuk	경 남 Gyeongnam	제 주 Jeju	Division
5,623	348	294	369	545	277	361	797	224	Total
1,177	69	70	71	135	69	79	177	50	Internal medicine
157	11	11	10	12	2	8	33	3	Neurology
252	21	21	17	20	23	33	41	14	Psychiatry
168	12	4	9	18	7	9	26	3	General surgery
7	3	1	2	1	-	1	3	-	Orthopedic surgery
17	4	-	-	1	2	2	1	2	Neurosurgery
14	2	-	-	1	1	-	3	2	Thoracic surgery
21	2	1	-	1	-	2	2	1	Plastic surgery
367	18	21	23	34	17	21	48	16	Anesthesiology & Painmedicine
677	33	25	39	50	24	34	76	21	Obstetrics & Gynecology
765	50	50	45	66	36	53	127	27	Pediatrics
157	8	9	13	17	4	11	15	5	Ophthalmology
88	9	7	5	10	6	5	12	4	Otorhinolaryngology
145	1	7	8	19	1	2	12	6	Dermatology
5	-	-	1	-	1	-	1	1	Urological section
395	25	15	31	47	24	16	51	9	Radiology
25	4	-	3	5	2	1	3	2	Radiation oncology
106	4	4	7	9	3	7	21	5	Pathology
124	7	7	5	9	7	10	16	8	Laboratory medicine
3	-	-	1	1	-	-	2	-	Tuberculosis
169	7	9	12	22	6	7	20	11	Rahabilitation
22	1	1	2	4	1	1	-	1	Nuclear medicine
647	46	22	57	55	40	51	72	30	Family medicine
87	3	3	5	6	1	1	23	1	Emergency medicine
19	3	5	-	-	-	5	9	1	Occupational & Environmental med.
9	5	1	3	2	-	2	3	1	Preventive medicine

Note : As of the end of the year

제I-19표
Table I-19

요양기관 종별
Ward data by

구 분			계 Total	상급종합병원 Tertiary hospital	종 합 병 원 General hospital	병 원 Hospital	요양병원 Healthcare Institute	정신병원 Psychiatric Hospital	의 원 Clinic	치 과 병 원 Dental hospital
계	병실		197,025	13,364	31,679	41,683	57,044	13,417	23,519	95
	병상		710,552	47,913	111,593	131,820	264,380	60,451	51,297	247
일반입원실	병 실	계	177,984	11,938	29,194	40,599	56,089	647	23,277	95
		상 급	44,717	2,776	6,096	9,758	11,485	4	12,557	44
		일 반	133,251	9,162	23,084	30,841	44,604	643	10,718	51
		외국인 전용	16	-	14	-	-	-	2	-
	병 상	계	626,514	40,873	100,006	127,542	261,660	3,313	50,322	247
		상 급	60,111	2,776	6,096	9,758	21,828	4	17,047	72
		일 반	566,299	38,097	93,810	117,784	239,832	3,309	33,271	175
		외국인 전용	104	-	100	-	-	-	4	-
정신과 개방	병 실	계	2,728	84	117	160	-	2,318	10	-
		상 급	71	14	15	4	-	38	-	-
		일 반	2,657	70	102	156	-	2,280	10	-
	병 상	계	11,364	257	447	671	-	9,799	39	-
		상 급	71	14	15	4	-	38	-	-
		일 반	11,293	243	432	667	-	9,761	39	-
정신과 폐쇄	병 실	계	12,009	254	629	504	-	10,367	223	-
		상 급	227	36	30	3	-	130	28	-
		일 반	11,782	218	599	501	-	10,237	195	-
	병 상	계	54,427	851	2,899	2,420	-	47,203	917	-
		상 급	266	36	30	3	-	130	67	-
		일 반	54,161	815	2,869	2,417	-	47,073	850	-
중환자실	병 실	계	1,095	321	731	43	-	-	-	-
		성인	922	230	654	38	-	-	-	-
		소아	16	12	4	-	-	-	-	-
		신생아	157	79	73	5	-	-	-	-
	병 상	계	11,552	4,726	6,606	220	-	-	-	-
		성인	9,552	3,402	5,972	178	-	-	-	-
		소아	157	146	11	-	-	-	-	-
		신생아	1,843	1,178	623	42	-	-	-	-
격리병실		병 실	2,922	545	943	377	955	85	9	-
		병 상	6,238	833	1,551	967	2,720	136	19	-
무균치료실		병 실	287	222	65	-	-	-	-	-
		병 상	457	373	84	-	-	-	-	-

주 : 1) 연도말 기준

2) 2018.07.01 부로 고시변경에 따라 기존 성인소아 중환자실이 성인중환자실 소아중환자실로 분리됨(보건복지부 고시 제 2018-116 호)

3) 국민건강보험법 시행규칙 별지 제 14 호, 제 17 호 요양기관현황신고서식 개정(보건복지부령 제 810 호, 2021.6.30.)에 따라 정신과개방 시설 추가됨

입원실 현황

provider type

(단위 : 병실, 병상)
Unit : Ward, Bed

치 과 의 원 Dental clinic	조 산 원 Midwifery clinic	보건의료원 Hospitalized health center	보 건 소 Health center	보건지소 Health subcenter	보건진료소 Primary health care post	한방병원 Korean medicine hospital	한 의 원 Korean medicine clinic	Division			
57	27	107	-	-	-	12,011	4,022	Ward		Total	
82	27	357	-	-	-	35,048	7,337	Bed			
57	27	106	-	-	-	11,933	4,022	Subtotal		General patient's room	
51	27	34	-	-	-	1,018	867	Ward with less than 4 beds			
6	-	72	-	-	-	10,915	3,155	General ward			
-	-	-	-	-	-	-	-	Foreigners only			
82	27	352	-	-	-	34,753	7,337	Subtotal			
75	27	52	-	-	-	1,018	1,358	Ward with less than 4 beds			
7	-	300	-	-	-	33,735	5,979	General ward			
-	-	-	-	-	-	-	-	Foreigners only			
-	-	-	-	-	-	39	-	Subtotal		Psychiatry (open-door)	
-	-	-	-	-	-	-	-	Ward with less than 4 beds			
-	-	-	-	-	-	39	-	General ward			
-	-	-	-	-	-	151	-	Subtotal			
-	-	-	-	-	-	-	-	Ward with less than 4 beds			
-	-	-	-	-	-	151	-	General ward			
-	-	-	-	-	-	32	-	Subtotal			
-	-	-	-	-	-	-	-	Ward with less than 4 beds			
-	-	-	-	-	-	32	-	General ward		Psychiatric closure	
-	-	-	-	-	-	137	-	Subtotal			
-	-	-	-	-	-	-	-	Ward with less than 4 beds			
-	-	-	-	-	-	137	-	General ward			
-	-	-	-	-	-	-	-	Subtotal			Intensive care unit
-	-	-	-	-	-	-	-	Adult			
-	-	-	-	-	-	-	-	Pediatric			
-	-	-	-	-	-	-	-	Neonatal			
-	-	-	-	-	-	-	-	Subtotal			
-	-	-	-	-	-	-	-	Adult			
-	-	-	-	-	-	-	-	Pediatric			
-	-	-	-	-	-	-	-	Neonatal			
-	-	1	-	-	-	7	-	Ward		Isolation room	
-	-	5	-	-	-	7	-	Bed			
-	-	-	-	-	-	-	-	Ward		Aseptic	
-	-	-	-	-	-	-	-	Bed			

Note : 1) As of the end of the year

2) Psychiatric hospital was newly added to provider type classification as per the amendment of the Medical Service Act (Article 3-2-3, March 5, 2021)

3) Psychiatry (open-door) facility was newly added as per the amendment of No. 14 and 17 of the Annex of the Enforcement Regulation of the National Health Insurance Act

제 I-20표
Table I-20

요양기관 지역별
Ward data

구 분			계 Total	서 울 Seoul	부 산 Busan	대 구 Daegu	인 천 Incheon	광 주 Gwangju	대 전 Daejeon	울 산 Ulsan	세 종 Sejong	경 기 Gyeonggi
계	병실		197,025	27,556	19,366	10,652	9,390	11,781	6,232	4,456	770	38,577
	병상		710,552	90,338	69,827	40,594	35,717	39,172	22,650	15,776	2,145	140,056
일반입원실	병 실	계	177,984	25,649	17,826	9,533	8,328	11,122	5,820	4,075	738	35,050
		상 급	44,717	7,422	4,653	2,303	1,689	2,444	1,599	1,336	279	8,883
		일 반	133,251	18,213	13,173	7,230	6,639	8,678	4,221	2,739	458	26,167
		외국인 전용	16	14	-	-	-	-	-	-	1	-
	병 상	계	626,514	82,322	63,245	35,531	30,893	36,604	20,739	14,126	2,008	124,101
		상 급	60,111	9,199	6,948	2,877	2,145	3,462	2,182	1,897	375	11,643
		일 반	566,299	73,023	56,297	32,654	28,748	33,142	18,557	12,229	1,632	112,458
		외국인 전용	104	100	-	-	-	-	-	-	1	-
정신과개방	병 실	계	2,728	194	202	243	136	163	42	72	-	347
		상 급	71	13	9	9	1	2	-	-	-	10
		일 반	2,657	181	193	234	135	161	42	72	-	337
	병 상	계	11,364	713	743	1,053	625	656	189	261	-	1,542
		상 급	71	13	9	9	1	2	-	-	-	10
		일 반	11,293	700	734	1,044	624	654	189	261	-	1,532
정신과폐쇄	병 실	계	12,009	697	1,059	684	680	311	265	244	25	2,376
		상 급	227	56	10	24	7	3	6	-	-	34
		일 반	11,782	641	1,049	660	673	308	259	244	25	2,342
	병 상	계	54,427	2,954	4,564	3,041	3,154	1,285	1,209	1,094	93	10,880
		상 급	266	91	10	24	7	3	6	-	-	38
		일 반	54,161	2,863	4,554	3,017	3,147	1,282	1,203	1,094	93	10,842
중환자실	병 실	계	1,095	278	66	58	51	27	43	17	3	267
		성인	922	224	55	37	46	23	38	16	2	232
		소아	16	6	-	2	-	1	1	-	-	-
		신생아	157	48	11	19	5	3	4	1	1	35
	병 상	계	11,552	2,786	908	599	622	405	425	225	39	2,406
		성인	9,552	2,105	764	442	547	324	338	199	24	2,048
		소아	157	97	-	13	-	8	5	-	-	-
		신생아	1,843	584	144	144	75	73	82	26	15	358
격리병실	병 실		2,922	593	195	118	178	155	53	43	2	497
	병 상		6,238	1,325	341	346	406	219	69	63	3	1,059
무균치료실	병 실		287	145	18	16	17	3	9	5	2	40
	병 상		457	238	26	24	17	3	19	7	2	68

주 : 1) 연도말 기준

2) 2018.07.01 부로 고시변경에 따라 기존 성인소아 중환자실이 성인중환자실 소아중환자실로 분리됨(보건복지부 고시 제 2018-116 호)

3) 국민건강보험법 시행규칙 별지 제 14 호, 제 17 호 요양기관현황신고서식 개정(보건복지부령 제 810 호, 2021.6.30.)에 따라 정신과개방 시설 추가됨

입원실 현황

by region

(단위 : 병실, 병상)
Unit : Ward, Bed

강 원 Gangwon	충 북 Chungbuk	충 남 Chungnam	전 북 Jeonbuk	전 남 Jeonnam	경 북 Gyeongbuk	경 남 Gyeongnam	제 주 Jeju	Division		
4,709	5,704	7,208	10,445	11,264	10,866	16,595	1,454	Ward		Total
16,534	20,904	27,955	38,576	40,464	42,495	62,215	5,134	Bed		
4,134	4,787	6,359	9,547	10,282	9,066	14,391	1,277	Subtotal		General patient's room
1,017	1,279	1,480	2,053	2,310	1,840	3,770	360	Ward with less than 4 beds		
3,117	3,508	4,879	7,494	7,972	7,226	10,620	917	General ward		
-	-	-	-	-	-	1	-	Foreigners only		
13,935	16,984	24,229	34,657	35,996	34,114	52,495	4,535	Subtotal		
1,304	1,615	1,955	2,968	3,341	2,625	5,137	438	Ward with less than 4 beds		
12,631	15,369	22,274	31,689	32,655	31,489	47,355	4,097	General ward		
-	-	-	-	-	-	3	-	Foreigners only		
93	106	146	125	177	380	291	11	Subtotal		Psychiatry (open-door)
7	1	-	2	3	12	2	-	Ward with less than 4 beds		
86	105	146	123	174	368	289	11	General ward		
384	444	609	491	800	1,601	1,223	30	Subtotal		
7	1	-	2	3	12	2	-	Ward with less than 4 beds		
377	443	609	489	797	1,589	1,221	30	General ward		
335	674	540	486	643	1,244	1,652	94	Subtotal		Psychiatric closure
-	20	3	-	14	29	18	3	Ward with less than 4 beds		
335	654	537	486	629	1,215	1,634	91	General ward		
1,583	2,883	2,431	2,278	3,066	6,043	7,560	309	Subtotal		
-	20	3	-	14	29	18	3	Ward with less than 4 beds		
1,583	2,863	2,428	2,278	3,052	6,014	7,542	306	General ward		Intensive careunit
53	24	27	26	35	48	54	18	Subtotal		
44	22	25	22	32	46	45	13	Adult		
3	-	-	1	-	-	1	1	Pediatric		
6	2	2	3	3	2	8	4	Neonatal		
423	311	365	398	392	490	587	171	Subtotal		
368	281	310	336	367	474	480	145	Adult		
8	-	-	10	-	-	13	3	Pediatric		
47	30	55	52	25	16	94	23	Neonatal		
91	112	136	254	119	128	198	50	Ward		
205	278	321	738	198	247	337	83	Bed		Isolation room
3	1	-	7	8	-	9	4	Ward		Aseptic
4	4	-	14	12	-	13	6	Bed		

Note : 1) As of the end of the year

2) Psychiatric hospital was newly added to provider type classification as per the amendment of the Medical Service Act (Article 3-2-3, March 5, 2021)

3) Psychiatry (open-door) facility was newly added as per the amendment of No. 14 and 17 of the Annex of the Enforcement Regulation of the National Health Insurance Act

제I-21표
Table I-21

요양기관 종별
Special care unit

구 분			계 Total	상급 종합병원 Tertiary hospital	종합병원 General hospital	병 원 Hospital	요양병원 Healthcare Institute	정신병원 Psychiatric hospital	의 원 Clinic	치과병원 Dental hospital
특수진료실	계	병 실	41,871	1,795	4,327	6,746	2,173	174	24,592	139
		병 상	246,379	7,983	26,186	32,895	18,830	1,610	148,738	192
	분만실	병 실	1,165	89	247	393	-	-	423	-
		병 상	1,751	233	472	508	-	-	525	-
	신생아실	병 실	548	45	150	140	-	-	213	-
		병 상	6,414	433	1,054	2,978	-	-	1,949	-
	수술실	병 실	8,739	1,075	1,834	2,580	3	4	3,102	61
		병 상	8,988	1,090	1,944	2,671	4	5	3,134	60
	회복실	병 실	7,092	80	367	1,088	7	6	5,405	55
		병 상	14,570	765	1,523	2,770	11	11	9,315	70
	응급실	병 실	915	85	532	207	3	40	32	2
		병 상	8,902	1,754	5,539	1,379	28	56	55	2
	인공신장실	병 실	1,593	57	402	127	358	2	643	-
		병 상	29,987	1,638	8,019	2,600	5,370	43	12,243	-
	물리치료실	병 실	18,835	155	597	1,915	1,772	45	12,617	16
		병 상	165,805	840	6,552	18,556	13,135	339	116,792	52
	강내치료실	병 실	13	11	2	-	-	-	-	-
		병 상	13	11	2	-	-	-	-	-
	방사선육소 입원치료실	병 실	157	93	57	4	-	-	2	-
		병 상	158	94	57	4	-	-	2	-
	낮병동	병 실	2,814	105	139	292	30	77	2,155	5
		병 상	9,791	1,125	1,024	1,429	282	1,156	4,723	8
기타	조혈모처치실		보유	48	33	15	-	-	-	-
	혈액은행		보유	291	45	205	25	3	-	13
	임상검사실		보유	4,792	45	325	1,263	674	213	1,812
	모자동실		보유	252	26	47	72	1	-	103
	조제실		보유	6,763	41	285	1,089	1,142	217	899
	탕전실	실내	보유	11,942	2	10	35	56	5	43
		실외	보유	715	1	1	8	40	1	-
		원외공동 이용	보유	13,276	-	21	121	474	8	10

주 : 1) 연도말 기준

2) 의료법 개정사항(제3조 제2항 제3호, 2021.3.5. 시행)에 따라 요양기관 종별 구분으로 정신병원 신설

특수진료실 현황

data by provider type

(단위 : 병실, 병상)
Unit : Ward, Bed

치과의원 Dental clinic	조 산 원 Midwifery clinic	보건의료원 Hospitalized health center	보 건 소 Health center	보건지소 Health subcenter	보건진료소 Primary health care post	한방병원 Korean medicine hospital	한 의 원 Korean medicine clinic	Division			
204	12	35	210	247	2	799	416	Ward	Total		
234	12	200	1,207	1,044	15	5,248	1,985	Bed			
-	12	1	-	-	-	-	-	Ward	Delivery room		
-	12	1	-	-	-	-	-	Bed			
-	-	-	-	-	-	-	-	Ward	Neonatal unit		
-	-	-	-	-	-	-	-	Bed			
72	-	4	-	-	-	4	-	Ward	Operating room		
72	-	4	-	-	-	4	-	Bed			
74	-	2	-	-	-	7	1	Ward	Recovery room		
83	-	2	-	-	-	12	8	Bed			
1	-	13	-	-	-	-	-	Ward	Emergency room		
1	-	88	-	-	-	-	-	Bed			
-	-	-	-	-	-	4	-	Ward	Hemodialysis unit		
-	-	-	-	-	-	74	-	Bed			
53	-	15	210	247	2	779	412	Ward	Physiotherapy clinic		
74	-	105	1,207	1,044	15	5,125	1,969	Bed			
-	-	-	-	-	-	-	-	Ward	Intracavitary clinic		
-	-	-	-	-	-	-	-	Bed			
1	-	-	-	-	-	-	-	Ward	Radiation Oncology Center		
1	-	-	-	-	-	-	-	Bed			
3	-	-	-	-	-	5	3	Ward	Day Care		
3	-	-	-	-	-	33	8	Bed			
-	-	-	-	-	-	-	-	Possession	Hematopoietic treatmentroom	Others	
-	-	-	-	-	-	-	-	Possession	Blood Bank		
6	-	13	93	30	-	127	47	Possession	Laboratory		
-	3	-	-	-	-	-	-	Possession	Rooming in		
4	-	3	10	12	1	258	2,798	Possession	Dispensary		
1	-	-	1	-	-	364	11,425	Possession	Interior		Herbal Dispensary
-	-	1	-	-	-	58	605	Possession	Exterior		
-	-	2	4	-	-	541	12,094	Possession	Extramural commonuse		

Note : 1) As of the end of the year

2) Psychiatric hospital was newly added to provider type classification as per the amendment of the Medical Service Act (Article 3-2-3, March 5, 2021)

제 I-22표
Table I-22

요양기관 지역별
Special care unit

구 분			계 Total	서 울 Seoul	부 산 Busan	대 구 Daegu	인 천 Incheon	광 주 Gwangju	대 전 Daejeon	울 산 Ulsan	세 종 Sejong	경 기 Gyeonggi	
특수진료실	계	병 실	41,871	9,788	3,241	2,513	2,194	1,527	1,228	747	241	8,537	
		병 상	246,379	43,244	18,313	13,030	13,045	9,401	7,768	4,273	1,457	51,312	
	분만실	병 실	1,165	204	113	49	72	25	42	32	14	272	
		병 상	1,751	351	160	81	95	43	68	44	14	400	
	신생아실	병 실	548	95	41	21	32	9	16	13	7	126	
		병 상	6,414	1,044	513	376	392	132	249	280	48	1,526	
	수술실	병 실	8,739	2,275	716	476	401	354	290	146	33	1,891	
		병 상	8,988	2,306	725	489	423	350	299	146	43	1,943	
	회복실	병 실	7,092	2,462	533	424	309	245	193	92	33	1,220	
		병 상	14,570	4,511	1,108	822	718	437	377	210	83	2,983	
	응급실	병 실	915	113	46	39	45	41	16	23	2	190	
		병 상	8,902	1,319	563	468	450	403	225	197	39	1,879	
	인공신장실	병 실	1,593	297	108	74	103	46	37	40	5	428	
		병 상	29,987	4,903	2,520	1,508	1,936	987	896	549	99	7,327	
	물리치료실	병 실	18,835	3,475	1,424	1,270	1,075	681	571	335	115	3,791	
		병 상	165,805	26,127	11,779	8,917	8,398	6,619	5,415	2,699	1,075	32,981	
	강내치료실	병 실	13	5	2	2	1	-	1	-	-	1	
		병 상	13	5	2	2	1	-	1	-	-	1	
	방사선옥소 입원치료실	병 실	157	57	18	9	6	4	5	4	-	29	
		병 상	158	58	18	9	6	4	5	4	-	29	
	낮병동	병 실	2,814	805	240	149	150	122	57	62	32	589	
		병 상	9,791	2,620	925	358	626	426	233	144	56	2,243	
기타	조혈모처치실		보유	48	17	5	6	2	1	2	1	-	7
	혈액은행		보유	291	53	27	12	18	16	9	4	1	55
	임상검사실		보유	4,792	650	395	379	178	260	184	96	28	913
	모자동실		보유	252	53	21	5	18	5	11	7	1	59
	조제실		보유	6,763	1,128	503	390	261	201	288	134	60	1,485
	탕전실	실내	보유	11,942	2,638	848	802	585	326	426	220	74	2,677
		실외	보유	715	162	75	32	39	20	10	11	1	169
		원외공동 이용	보유	13,276	3,253	1,028	751	633	392	455	242	87	3,138

주 : 연도말 기준

특수진료실 현황

data by region

(단위 : 병실, 병상)
Unit : Ward, Bed

강 원 Gangwon	충 북 Chungbuk	충 남 Chungnam	전 북 Jeonbuk	전 남 Jeonnam	경 북 Gyeongbuk	경 남 Gyeongnam	제 주 Jeju	Division			
1,075	1,301	1,485	1,595	1,627	1,972	2,304	496	Ward	Total		Special care unit
6,407	8,645	10,654	12,805	13,681	12,189	16,770	3,385	Bed			
44	41	58	43	27	42	72	15	Ward	Delivery room		
63	49	74	65	34	71	118	21	Bed			
26	22	24	23	17	33	32	11	Ward	Neonatal unit		
182	157	241	203	168	330	507	66	Bed			
221	201	244	297	298	343	462	91	Ward	Operating room		
233	203	246	310	306	353	522	91	Bed			
159	166	191	219	206	294	276	70	Ward	Recovery room		
317	319	457	460	413	554	647	154	Bed			
47	40	59	37	61	72	68	16	Ward	Emergency room		
371	364	353	437	490	523	687	134	Bed			
42	46	83	53	57	62	93	19	Ward	Hemodialsys unit		
715	1,015	1,143	1,143	1,217	1,317	2,261	451	Bed			
482	735	715	807	906	1,052	1,157	244	Ward	Physiotherapy clinic		
4,378	6,357	7,752	9,716	10,885	8,792	11,563	2,352	Bed			
-	-	-	1	-	-	-	-	Ward	Intracavitary clinic		
-	-	-	1	-	-	-	-	Bed			
1	-	4	5	5	-	8	2	Ward	Radiation Oncology Center		
1	-	4	5	5	-	8	2	Bed			
53	50	107	110	50	74	136	28	Ward	Day Care		
147	181	384	465	163	249	457	114	Bed			
-	-	-	3	1	-	2	1	Possession	Hematopoietic treatment room		
13	11	12	10	12	14	17	7	Possession	Blood Bank		
108	146	197	272	271	280	387	48	Possession	Laboratory		
6	10	13	9	7	6	10	11	Possession	Rooming in		
185	260	289	363	309	377	460	70	Possession	Dispensary		
337	357	434	476	339	557	674	172	Possession	Interior	Herbal Dispensary	
31	12	11	36	34	35	31	6	Possession	Exterior		
288	347	472	428	342	551	713	156	Possession	Extramural common use		

Note : As of the end of the year

제 I-23표
Table I-23

요양기관 지역별 진단
Diagnostic radiographic equipment and

구 분 Division	계 Total	일반엑스선 촬영장치 X-ray system	엑스선촬영 투시장치 Fluoroscopic X-raysystem	치과용방사선 촬영장치 Dental radiology equipment	치과용 방사선 파노라마장치 Dental panoramic radiograph equipment	유방촬영용 장치 Mammography	C-Arm 형 엑스선장치 C-Arm X-ray system
계 Total	103,085	23,303	1,454	24,027	4,215	3,828	7,839
서울 Seoul	23,067	4,694	298	5,715	1,289	866	1,834
부산 Busan	7,397	1,647	127	1,669	223	289	565
대구 Daegu	5,780	1,370	94	1,227	186	206	469
인천 Incheon	5,467	1,280	73	1,289	228	243	400
광주 Gwangju	3,571	860	56	833	183	120	250
대전 Daejeon	3,060	692	53	686	133	113	240
울산 Ulsan	2,006	423	28	498	100	74	125
세종 Sejong	609	142	8	147	17	34	43
경기 Gyeonggi	24,008	5,394	272	5,721	960	973	1,910
강원 Gangwon	2,671	642	58	583	102	85	185
충북 Chungbuk	2,946	698	57	614	85	115	234
충남 Chungnam	3,610	908	49	798	118	119	242
전북 Jeonbuk	3,922	913	71	862	133	140	273
전남 Jeonnam	3,494	846	43	796	112	110	260
경북 Gyeongbuk	4,430	1,141	73	975	134	124	283
경남 Gyeongnam	5,747	1,330	83	1,292	170	190	431
제주 Jeju	1,300	323	11	322	42	27	95

주 : 연도말 기준

방사선·특수의료장비 현황

special medical equipment data by region

(단위 : 대)
Unit : Equipment

혈관조영 촬영장치 Angiography	전산화단층 촬영장치 Computed Tomography	콘 빔 CT Cone beam CT	양전자방출 단층촬영장치 Positron Emission Tomography	골밀도검사기 Bone densitometry equipment	자기공명영상 진단기 Magnetic Resonance Imaging	체외충격파쇄석기 Extracorporeal shock wave lithotripsy
833	2,344	17,648	174	14,421	1,999	1,000
221	476	4,355	61	2,585	478	195
68	179	1,315	19	1,073	148	75
54	151	888	11	925	125	74
45	117	915	6	723	99	49
24	84	552	4	478	82	45
31	73	508	7	425	71	28
20	47	349	3	269	40	30
3	13	109	1	80	6	6
168	491	4,367	31	3,064	446	211
25	81	380	4	462	46	18
22	72	463	2	502	55	27
22	79	597	3	582	54	39
29	106	560	8	725	69	33
15	102	469	3	622	76	40
30	87	663	2	807	62	49
44	168	931	7	899	131	71
12	18	227	2	200	11	10

Note : As of the end of the year

제 I-24표
Table I-24

요양기관 종별 의료장비 현황
Medical Equipments by Provider Type

(단위 : 대)
Unit : Equipment

구 분 Division	계 Total	검사장비 Diagnostic equipments	영상진단·방사선치료장비 Radiological equipments, treatment equipments	이학요법장비 Physical therapy equipments	처치·수술장비 Treatment·Operation equipments	치과장비 Dental medicine equipments	한방장비 Korean medicine equipments
계 Total	1,081,597	290,542	172,702	312,957	102,656	53,347	149,393
상급종합병원 Tertiary hospital	67,127	39,143	7,466	4,950	15,046	405	117
종합병원 General hospital	129,083	66,984	15,012	18,717	27,022	789	559
병원 Hospital	99,555	34,774	15,473	36,773	10,892	170	1,473
요양병원 Healthcare Institute	56,877	19,491	3,280	22,411	8,565	37	3,093
정신병원 Psychiatric Institute	3,064	1,517	478	761	234	8	66
의원 Clinic	424,050	125,366	74,697	184,532	37,674	-	1,781
치과병원 Dental hospital	4,452	148	1,667	386	172	2,050	29
치과의원 Dental clinic	107,834	49	52,203	3,718	2,247	49,575	42
조산원 Midwifery clinic	3	-	3	-	-	-	-
보건의료원 Hospitalized health center	856	302	166	271	57	17	43
보건소 Health center	3,943	798	793	1,978	36	64	274
보건지소 Health subcenter	2,353	126	329	1,550	19	230	99
보건진료소 Primary health care post	127	3	1	122	-	-	1
한방병원 Korean medicine hospital	34,846	1,185	1,127	10,973	689	2	20,870
한의원 Korean medicine clinic	147,427	656	7	25,815	3	-	120,946

주 : 1) 연도말 기준

2) 의료법 개정사항(제3조제2항제3호, 2021.3.5. 시행)에 따라 요양기관 종별 구분으로 정신병원 신설

Note : 1) As of the end of the year

2) Psychiatric hospital was newly added to provider type classification as per the amendment of the Medical Service Act (Article 3-2-3, March 5, 2021)



제Ⅱ편

건강보험 재정 현황

Financial Indicators in Health Insurance

A decorative graphic featuring a large, light gray ring. Inside the ring, the text "2023 보험료 산정방법" is centered. Surrounding the ring are several icons: a pie chart with a line graph at the top, a checklist with a pencil on the right, a target with an arrow in the bottom-left, and a calendar with a pencil at the bottom. There are also various gray circles and dots scattered around the central ring.

2023 보험료 산정방법

2023년도 보험료 산정 방법

□ 직장가입자 건강보험료

○ 건강보험료율 : 7.09%

(단위: %)

구 분	계	가입자부담	사용자부담	국가부담
근로자	7.09(100)	3.545(50)	3.545(50)	-
공무원	7.09(100)	3.545(50)	-	3.545(50)
사립학교교직원	7.09(100)	3.545(50)	2.127(30)	1.418(20)

○ 보수월액보험료

- 가입자부담(50%) 건강보험료 산정 = 보수월액 × 보험료율(3.545%)

- 보수월액(월평균보수) = 연간 총보수액 ÷ 근무월수
- 1인 총 건강보험료(가입자부담 50% + 사용자부담 50%) = 가입자 부담보험료 × 2

○ 보수 외 소득월액보험료

- ('18.6월 이전) 산정보험료 = ((연간 보수외소득 × 소득평가율) ÷ 12개월) × 건강보험료율 × 50%
※ 연간 보수외소득이 7,200만원을 초과한 경우 부과
- ('18.7월 이후) 산정보험료 = ((연간 보수외소득 - 3,400만원) ÷ 12개월) × 소득평가율 × 건강보험료율
- ('22.9월 이후) 산정보험료 = ((연간 보수외소득 - 2,000만원) ÷ 12개월) × 소득평가율 × 건강보험료율

□ 지역가입자 건강보험료

○ 보험료부과점수당 금액 : 208.4원

구 분	2023년도
월 건강보험료 산정	보험료부과점수 × 점수당 금액
점수당 금액	208.4원

□ 노인장기요양 보험료

○ 장기요양보험료율 : 0.9082%

- 장기요양보험료 = 건강보험료 × (장기요양보험료율(0.9082%) / 건강보험료율(7.09%))

지역보험료 부과요소별 점수표

□ 소득정률제 (시행령 제42조제1항 관련 [별표 4])

○ 소득금액 336만원 이하: 소득최저보험료 적용(19,780원)

소득금액	점수
336만원 초과 ~ 6억 6,199만원 이하	95.25911708 + (336만원을 초과하는 소득 1만원당 1만분의 2,835.0928)
6억 6,199만원 초과	18,768.13

□ 자동차등급별 점수표

구 분		사용연수별 감액률 및 결정 점수		
등 급	배 기 량	3년 미만	3년 이상 6년 미만	6년 이상 9년 미만
		100%	80%	60%
1	800cc 이하	18	14	11
2	800cc 초과 1,000cc 이하	28	23	17
3	1,000cc 초과 1,600cc 이하	59	47	35
4	1,600cc 초과 2,000cc 이하	113	90	68
5	2,000cc 초과 2,500cc 이하	155	124	93
6	2,500cc 초과 3,000cc 이하	186	149	111
7	3,000cc 초과	217	173	130

주의 사항

▶ 사용연수 9년 미만이면서 차량가액 4천만원 이상인 승용자동차에 부과
※ 승용자동차에는 그 밖의 승용자동차를 포함하며 승합·화물·특수차는 제외

□ 재산 기본공제

○ 전월세 + 재산 금액구간별 구분없이 기본공제액 5,000만 원

□ 재산 등급별 점수표

등급	소득금액(만원) (초과 ~ 이하)	점 수	등급	소득금액(만원) (초과 ~ 이하)	점 수	등급	소득금액(만원) (초과 ~ 이하)	점 수
1	0 ~ 450	22	21	13,300 ~ 14,800	516	41	114,000 ~ 127,000	1,141
2	450 ~ 900	44	22	14,800 ~ 16,400	535	42	127,000 ~ 142,000	1,191
3	900 ~ 1,350	66	23	16,400 ~ 18,300	559	43	142,000 ~ 158,000	1,241
4	1,350 ~ 1,800	97	24	18,300 ~ 20,400	586	44	158,000 ~ 176,000	1,291
5	1,800 ~ 2,250	122	25	20,400 ~ 22,700	611	45	176,000 ~ 196,000	1,341
6	2,250 ~ 2,700	146	26	22,700 ~ 25,300	637	46	196,000 ~ 218,000	1,391
7	2,700 ~ 3,150	171	27	25,300 ~ 28,100	659	47	218,000 ~ 242,000	1,451
8	3,150 ~ 3,600	195	28	28,100 ~ 31,300	681	48	242,000 ~ 270,000	1,511
9	3,600 ~ 4,050	219	29	31,300 ~ 34,900	706	49	270,000 ~ 300,000	1,571
10	4,050 ~ 4,500	244	30	34,900 ~ 38,800	731	50	300,000 ~ 330,000	1,641
11	4,500 ~ 5,020	268	31	38,800 ~ 43,200	757	51	330,000 ~ 363,000	1,711
12	5,020 ~ 5,590	294	32	43,200 ~ 48,100	785	52	363,000 ~ 399,300	1,781
13	5,590 ~ 6,220	320	33	48,100 ~ 53,600	812	53	399,300 ~ 439,230	1,851
14	6,220 ~ 6,930	344	34	53,600 ~ 59,700	841	54	439,230 ~ 483,153	1,921
15	6,930 ~ 7,710	365	35	59,700 ~ 66,500	881	55	483,153 ~ 531,468	1,991
16	7,710 ~ 8,590	386	36	66,500 ~ 74,000	921	56	531,468 ~ 584,615	2,061
17	8,590 ~ 9,570	412	37	74,000 ~ 82,400	961	57	584,615 ~ 643,077	2,131
18	9,570 ~ 10,700	439	38	82,400 ~ 91,800	1,001	58	643,077 ~ 707,385	2,201
19	10,700 ~ 11,900	465	39	91,800 ~ 103,000	1,041	59	707,385 ~ 778,124	2,271
20	11,900 ~ 13,300	490	40	103,000 ~ 114,000	1,091	60	778,124 초과	2,341

▶ 연도별 지역건강보험료 부과점수당 적용금액 및 직장건강보험료율

(단위: 원, %)

년 도	2017년	2018년	2019년	2020년	2021년	2022년	2023년
(지역) 점수당금액	179.6	183.3	189.7	195.8	201.5	205.3	208.4
(직장) 보험료율	6.12	6.24	6.46	6.67	6.86	6.99	7.09
인상률	0.0	2.04	3.49	3.2	2.89	1.89	1.49

▶ 연도별 노인장기요양보험료율

(단위: %)

년 도	2017년	2018년	2019년	2020년	2021년	2022년	2023년
장기요양보험료율	건강보험료의 6.55	건강보험료의 7.38	건강보험료의 8.51	건강보험료의 10.25	건강보험료의 11.52	건강보험료의 12.27	0.9082*

* 2023년부터 장기요양보험료 산정방식 변경

제II-1표
Table II-1

연도별 건강보험
Financial Indicators of

구 분 Division				2014	2015	2016
총 괄 General Profile	수 익 Revenue	계(A)	Total(A)	50,515,544,421	53,292,081,273	56,459,878,174
		보험료(C1)	Contributions(C1)	41,593,818,432	44,329,819,299	47,593,146,516
		정부지원금	Government Subsidies	6,314,933,000	7,090,180,000	7,091,671,000
		- 보험재정국고지원금(C2)	Government Subsidies of insurance finances(C2)	5,295,798,000	5,571,650,000	5,200,262,000
		- 관리재정국고지원금	Government Subsidies of Administrative finances	-	-	-
		- 담배부담금(C3)	Surcharge on Tobacco	1,019,135,000	1,518,530,000	1,891,409,000
		기 타	Others	2,606,792,989	1,872,081,974	1,775,060,658
	비 용 Expenditure	계(B)	Total(B)	44,752,555,676	48,162,139,596	53,740,831,942
		보험급여비(D)	Benefits(D)	42,827,513,037	45,760,188,015	51,014,929,380
		- 요양급여비	Medical Benefits	41,491,373,560	44,265,380,839	49,398,676,840
		- 본인부담액보상금	Compensation for Lange Co-payment	25,926	882	841
		- 건강검진비	Physical Examination Expenses	1,101,394,225	1,264,691,154	1,400,889,678
		- 임신 · 출산 진료비	Prenatal care costs	234,719,325	230,115,141	215,362,021
		관리운영비	Administrative finances	641,896,430	623,330,927	674,239,271
		기타(계)	others(total)	1,283,146,209	1,778,620,654	2,051,663,291
		- 사업경비	business expenses	137,202,308	176,574,777	180,472,245
		- 사옥관리비	building maintenance costs	29,124,153	30,025,546	36,639,389
		- 타기관부담금	other agency charges	261,594,000	350,009,000	234,332,715
		- 기타	etc	855,225,748	1,222,011,331	1,600,218,942
당기순이익(A-B)		Net Income	5,762,988,745	5,129,941,677	2,719,046,232	
기타포괄손익		Other Comprehensive Income	-45,168,370	-15,133,106	-11,593,945	
총포괄손익		Total Comprehensive Income	5,717,820,375	5,114,808,571	2,707,452,287	
총수지율(B/A)		Rate of Expenditure to Revenue	88.6	90.4	95.2	
보험료 대 급여비 비율(D/(C1+C2+C3))		Rate of Benefits to Revenue	89.4	89.0	93.3	
미처분이익잉여금		Unappropriated retained earnings	8,916,667,235	9,443,459,775	6,949,876,824	
누적법정준비금		Cumulative statutory reserve	8,220,357,170	12,807,257,170	16,980,057,170	
처분후누적법정준비금		Cumulative statutory reserve after disposal	12,807,257,170	16,980,057,170	20,065,657,170	
연간 적용인구 1 인당 보험료 (원)		Yearly Contributions per Covered Person (Won)	955,210	1,019,546	1,080,061	
연간 적용인구 1 인당 급여비 (원)		Yearly Benefits per Covered Person (Won)	853,900	907,324	1,007,578	

주 : 1) 결산기준

2) 담배부담금은 2002 년도에 신설되었으며, 1 인당 보험료는 보험재정국고지원금 및 담배부담금이 포함됨

3) 결산서 중 건강보험 일반회계 영역(특별회계 제외)을 기준으로 작성

4) 2013 회계연도부터 국제회계기준(K-IFRS) 적용

5) 기타포괄손익 : 보험수리적 평가를 수행하여 확정급여채무(구 퇴직급여충당금)를 계산하는 확정급여형 퇴직급여제도의 경우, 보험수리적 가정의 변경 및 보험수리적 가정과 실제 발생한 결과의 차이에서 발생하는 보험수리적손익을 기타포괄손익으로 인식함

6) 2016 년도 재무제표 수정으로 인해 2016 년도 일부 금액이 변경됨

재정현황

N.H.I.S by Year

(단위 : 천원)
Unit : KRW 1,000

2017	2018	2019	2020	2021	2022	2023
58,818,071,225	62,715,795,218	69,173,265,702	75,114,982,734	81,708,157,705	91,008,855,870	96,416,920,599
50,416,797,884	53,896,460,440	59,132,775,130	63,111,442,865	69,486,860,568	76,770,270,727	82,103,616,641
6,774,705,000	7,070,427,632	7,767,162,000	9,215,191,000	9,558,935,000	10,486,168,000	10,957,182,000
4,873,623,000	5,190,335,632	5,958,923,000	7,335,099,000	7,642,285,000	8,671,228,000	9,136,343,000
-	-	-	-	-	-	-
1,901,082,000	1,880,092,000	1,808,239,000	1,880,092,000	1,916,650,000	1,814,940,000	1,820,839,000
1,626,568,341	1,748,907,146	2,273,328,572	2,788,348,869	2,662,362,137	3,752,417,143	3,356,121,958
58,022,559,280	65,978,340,945	72,097,239,316	73,618,774,336	78,951,093,547	86,176,745,502	94,730,533,603
54,891,742,630	63,168,331,869	68,996,577,061	71,165,241,189	76,713,404,534	83,466,780,924	92,336,927,376
53,196,709,570	61,423,364,490	67,130,361,433	69,335,931,249	74,723,156,889	81,145,009,500	89,980,541,821
172	0	489	-	-	-	-
1,508,193,086	1,556,179,349	1,668,959,213	1,630,315,050	1,836,596,693	1,986,907,864	2,069,091,688
186,839,802	188,788,030	197,255,926	198,994,890	153,650,952	334,863,560	287,293,867
729,737,585	763,555,340	886,109,428	879,878,222	886,898,351	912,481,288	920,972,301
2,401,079,065	2,046,453,736	2,214,552,827	1,573,654,925	1,350,790,662	1,797,483,290	1,472,633,926
217,785,474	258,034,717	257,461,532	249,135,437	245,442,463	277,025,581	265,665,377
38,211,126	41,705,182	29,768,121	34,362,646	36,360,171	34,415,033	36,520,060
341,164,384	328,929,688	414,463,571	370,065,671	383,685,115	397,009,472	395,665,463
1,803,918,081	1,417,784,149	1,512,859,603	920,091,171	685,302,913	1,089,033,204	774,783,026
795,511,945	-3,262,545,727	-2,923,973,614	1,496,208,398	2,757,064,158	4,832,110,368	1,686,386,996
7,981,697	-29,691,889	10,073,529	26,374,448	-4,359,266	38,510,451	-71,904,013
803,493,642	-3,292,237,616	-2,913,900,085	1,522,582,846	2,752,704,892	4,870,620,819	1,614,482,983
98.6	105.2	104.2	98.0	96.6	94.7	98.3
96.0	103.6	103.1	98.4	97.0	95.7	99.2
4,671,207,676	664,572,167	-2,077,502,816	2,250,238,186	5,425,613,895	7,474,401,612	5,414,327,668
20,065,657,170	20,773,357,170	20,595,513,967	17,771,260,551	17,418,125,038	20,241,042,884	23,870,062,333
20,773,357,170	20,595,513,967	17,771,260,551	17,418,125,038	20,241,042,884	23,870,062,333	27,997,708,334
1,124,560	1,195,417	1,305,819	1,408,225	1,538,082	1,697,700	1,810,109
1,079,340	1,238,582	1,346,744	1,385,612	1,492,698	1,623,967	1,796,030

Note: 1) Based on the Settlement of Accounts

2) Yearly contributions per one person is included in government subsidies of insurance Finance

3) National Health Insurance's general accounts(except for special accounts) are based.

4) K-IFRS was applied from the 2013 fiscal year

5) Other comprehensive income: In defined benefit retirement wage plan using actuarial gains or loss as retirement benefit appropriation fund, the gap between estimated and actual gains or loss is recognized as other comprehensive income.

6) the adjustment of amounts according to the modification of financial statement in 2016

제II-2표
Table II-2

월별 시도별
Revenues of Contribution

구 분 Month & Area		계 T	1 월 Jan.	2 월 Feb.	3 월 Mar.	4 월 Apr.
계	T	81,538,184,291	6,363,064,211	6,221,780,060	6,187,327,707	7,919,070,156
-직 장	I.W.	71,606,533,694	5,515,368,267	5,389,794,927	5,357,296,565	7,094,736,624
-지 역	S.E.	9,931,650,597	847,695,943	831,985,133	830,031,142	824,333,532
서울	Seoul	19,129,918,116	1,491,127,527	1,452,188,086	1,446,665,391	1,874,457,328
-직 장	I.W.	16,676,537,916	1,281,491,312	1,246,395,391	1,241,597,539	1,670,442,304
-지 역	S.E.	2,453,380,200	209,636,215	205,792,695	205,067,852	204,015,025
부산	Busan	4,638,143,261	363,589,540	365,711,802	355,227,687	431,430,359
-직 장	I.W.	4,044,378,292	313,013,467	316,002,494	305,540,198	382,092,951
-지 역	S.E.	593,764,969	50,576,073	49,709,308	49,687,489	49,337,409
대구	Daegu	3,297,445,112	259,320,067	254,473,048	253,940,551	307,435,920
-직 장	I.W.	2,881,183,365	223,785,059	219,480,629	218,933,759	272,680,121
-지 역	S.E.	416,261,747	35,535,008	34,992,419	35,006,792	34,755,799
인천	Incheon	4,452,292,681	345,444,797	339,038,628	338,861,601	421,448,689
-직 장	I.W.	3,895,405,131	297,902,592	292,428,204	292,332,556	375,296,095
-지 역	S.E.	556,887,550	47,542,205	46,610,424	46,529,045	46,152,594
광주	Gwangju	2,018,380,532	159,472,017	156,327,047	152,817,343	187,889,142
-직 장	I.W.	1,794,870,399	140,409,576	137,635,508	134,163,498	169,359,122
-지 역	S.E.	223,510,133	19,062,442	18,691,539	18,653,845	18,530,020
대전	Daejeon	2,158,009,601	168,870,027	165,556,322	165,411,425	205,296,084
-직장	I.W.	1,913,952,869	148,001,661	145,129,080	145,008,229	185,063,007
-지역	S.E.	244,056,732	20,868,366	20,427,241	20,403,196	20,233,078
울산	Ulsan	1,897,859,388	142,133,037	139,188,802	138,942,949	206,961,495
-직 장	I.W.	1,729,937,072	127,660,504	125,059,811	124,841,840	193,002,300
-지 역	S.E.	167,922,316	14,472,533	14,128,991	14,101,109	13,959,195
세종	Sejong	703,544,567	55,271,756	53,493,821	53,599,971	69,192,621
-직 장	I.W.	647,455,971	50,355,898	48,697,978	48,824,392	64,486,919
-지 역	S.E.	56,088,596	4,915,858	4,795,843	4,775,579	4,705,702
경기	Gyeonggi	23,441,063,113	1,842,238,272	1,787,722,668	1,775,570,254	2,278,544,041
-직 장	I.W.	20,609,459,071	1,599,924,910	1,549,883,859	1,538,440,700	2,043,120,928
-지 역	S.E.	2,831,604,042	242,313,362	237,838,809	237,129,554	235,423,113
강원	Gangwon	1,819,038,156	142,173,718	139,780,204	139,716,383	168,082,635
-직 장	I.W.	1,564,515,449	120,459,266	118,570,886	118,533,017	147,120,112
-지 역	S.E.	254,522,707	21,714,451	21,209,317	21,183,367	20,962,523
충북	Chungbuk	2,290,811,055	178,390,705	173,675,501	173,311,798	220,918,386
-직 장	I.W.	2,041,395,870	157,211,581	152,913,421	152,571,089	200,297,815
-지 역	S.E.	249,415,185	21,179,124	20,762,080	20,740,709	20,620,570
충남	Chungnam	3,121,284,563	238,242,971	233,108,039	232,621,382	335,812,447
-직 장	I.W.	2,766,609,284	208,387,766	203,700,025	203,270,385	306,620,968
-지 역	S.E.	354,675,278	29,855,205	29,408,014	29,350,997	29,191,479
전북	Jeonbuk	2,095,355,494	163,094,143	160,355,098	160,593,471	201,977,204
-직 장	I.W.	1,843,086,787	141,601,257	139,388,515	139,672,665	181,204,602
-지 역	S.E.	252,268,707	21,492,886	20,966,583	20,920,806	20,772,603
전남	Jeonnam	2,167,992,239	167,163,242	164,472,135	164,758,047	210,278,117
-직 장	I.W.	1,916,424,453	145,745,127	143,367,309	143,741,026	189,483,585
-지 역	S.E.	251,567,786	21,418,115	21,104,825	21,017,020	20,794,531
경북	Gyeongbuk	3,130,734,377	244,286,861	240,249,279	239,353,445	305,239,880
-직 장	I.W.	2,747,183,079	211,796,306	208,320,244	207,424,655	273,510,028
-지 역	S.E.	383,551,298	32,490,555	31,929,035	31,928,790	31,729,852
경남	Gyeongnam	4,289,261,249	332,902,014	328,125,531	327,253,956	414,074,237
-직 장	I.W.	3,790,169,550	290,473,749	286,489,729	285,683,503	372,809,972
-지 역	S.E.	499,091,699	42,428,265	41,635,801	41,570,454	41,264,265
제주	Jeju	887,050,788	69,343,517	68,314,050	68,682,053	80,031,570
-직 장	I.W.	743,969,136	57,148,234	56,331,842	56,717,514	68,145,796
-지 역	S.E.	143,081,652	12,195,283	11,982,208	11,964,539	11,885,775

주 : 1) 직장은 산정보험료 기준이며, 지역은 부과보험료 기준

2) 국고지원금 제외이며, 직장보험료에는 임의계속가입자, 소득월액 보험료 포함

3) 주민등록 실거주지 기준

보험료 현황(총계)

by Month and Province(Total)

(단위 : 천원)
Unit : KRW 1,000

5 월 May.	6 월 Jun.	7 월 Jul.	8 월 Aug.	9 월 Sep.	10 월 Oct.	11 월 Nov.	12 월 Dec.
6,834,286,544	6,820,452,103	6,930,195,908	6,846,144,529	6,845,286,867	6,761,868,510	6,814,553,471	6,994,154,226
6,011,837,543	6,000,916,476	6,109,581,468	6,031,122,097	6,035,277,980	5,950,815,923	5,977,644,726	6,132,141,098
822,449,001	819,535,627	820,614,440	815,022,432	810,008,886	811,052,587	836,908,744	862,013,128
1,604,188,100	1,596,450,627	1,630,248,580	1,612,802,970	1,601,069,317	1,582,278,367	1,596,249,100	1,642,192,723
1,400,811,429	1,393,776,330	1,427,277,224	1,411,160,896	1,400,883,677	1,381,814,870	1,390,512,800	1,430,374,142
203,376,671	202,674,297	202,971,356	201,642,074	200,185,640	200,463,497	205,736,299	211,818,581
384,368,521	384,336,962	396,149,868	389,050,749	391,317,024	385,558,709	387,553,632	403,848,408
335,091,477	335,214,442	347,019,610	340,262,495	342,736,140	336,903,448	337,807,453	352,694,118
49,277,043	49,122,521	49,130,259	48,788,254	48,580,884	48,655,261	49,746,179	51,154,290
273,834,326	272,884,312	281,997,263	277,973,368	279,574,476	274,951,707	276,284,812	284,775,262
239,202,791	238,355,699	247,454,374	243,652,613	245,448,488	240,890,361	241,836,504	249,462,967
34,631,535	34,528,613	34,542,889	34,320,755	34,125,988	34,061,346	34,448,307	35,312,294
372,874,438	373,143,430	379,699,710	374,340,898	375,850,008	371,256,618	374,666,190	385,667,674
326,836,842	327,340,686	333,797,260	328,744,133	330,406,219	325,715,103	327,677,294	336,928,148
46,037,597	45,802,744	45,902,451	45,596,765	45,443,789	45,541,515	46,988,896	48,739,526
169,411,546	168,791,308	172,072,475	170,844,165	171,053,242	167,881,035	168,534,501	173,286,710
150,955,175	150,398,755	153,605,066	152,495,313	152,799,595	149,620,231	149,686,106	153,742,455
18,456,371	18,392,554	18,467,409	18,348,853	18,253,647	18,260,804	18,848,395	19,544,256
181,374,072	180,637,799	183,704,254	181,374,755	181,562,052	179,478,656	180,413,004	184,331,151
161,147,615	160,497,642	163,513,336	161,322,155	161,619,870	159,490,036	159,952,300	163,207,937
20,226,457	20,140,156	20,190,919	20,052,600	19,942,183	19,988,620	20,460,704	21,123,213
160,815,739	159,655,404	161,784,575	159,465,177	156,931,084	155,686,447	156,717,574	159,577,106
146,897,288	145,851,643	147,997,693	145,764,011	143,280,176	142,038,108	142,565,454	144,978,244
13,918,451	13,803,761	13,786,881	13,701,166	13,650,908	13,648,339	14,152,120	14,598,861
59,241,275	59,209,613	59,933,843	58,664,778	59,183,830	58,255,253	58,311,159	59,186,648
54,558,519	54,567,734	55,276,454	54,069,054	54,647,690	53,711,183	53,771,820	54,488,329
4,682,756	4,641,879	4,657,389	4,595,724	4,536,139	4,544,070	4,539,338	4,698,319
1,970,875,707	1,967,928,715	1,989,375,976	1,965,223,253	1,963,427,840	1,937,954,085	1,958,969,098	2,003,233,205
1,736,047,215	1,734,236,965	1,755,650,135	1,733,234,347	1,732,806,653	1,707,157,986	1,721,015,850	1,757,939,521
234,828,493	233,691,750	233,725,841	231,988,905	230,621,187	230,796,099	237,953,247	245,293,684
152,084,434	153,153,565	154,049,594	152,472,457	154,662,596	151,587,280	152,977,306	158,297,984
131,178,728	132,207,229	133,115,235	131,666,486	133,932,296	130,776,280	131,117,600	135,838,313
20,905,705	20,946,336	20,934,359	20,805,971	20,730,301	20,811,000	21,859,706	22,459,671
193,227,060	193,405,192	194,852,529	191,977,472	192,449,711	190,561,679	191,903,322	196,137,701
172,611,802	172,842,481	174,226,799	171,502,208	172,106,010	170,219,326	170,630,042	174,263,295
20,615,258	20,562,711	20,625,729	20,475,264	20,343,701	20,342,353	21,273,279	21,874,406
259,634,697	260,269,298	261,306,615	259,288,276	260,073,669	256,892,128	259,149,931	264,885,109
230,414,173	231,059,569	232,006,952	230,144,766	231,126,863	227,774,581	228,615,814	233,487,422
29,220,525	29,209,729	29,299,663	29,143,511	28,946,806	29,117,548	30,534,117	31,397,687
175,574,388	174,700,501	176,508,999	174,480,769	176,006,091	177,822,942	175,101,984	179,139,904
154,784,370	153,954,972	155,687,480	153,787,448	155,469,554	157,222,614	153,549,085	156,764,225
20,790,018	20,745,528	20,821,518	20,693,321	20,536,537	20,600,328	21,552,898	22,375,679
181,832,281	181,526,872	183,487,367	181,483,031	183,355,328	181,147,986	182,097,503	186,390,330
161,080,634	160,799,063	162,660,617	160,760,841	162,849,702	160,634,197	160,813,077	164,489,274
20,751,647	20,727,810	20,826,750	20,722,190	20,505,626	20,513,789	21,284,427	21,901,056
262,877,371	262,144,658	264,454,590	262,066,146	261,903,244	259,379,747	261,455,269	267,323,887
231,250,395	230,524,176	232,743,946	230,556,327	230,600,479	228,033,894	228,699,435	233,723,195
31,626,977	31,620,482	31,710,643	31,509,820	31,302,765	31,345,853	32,755,835	33,600,692
358,635,953	358,415,285	364,479,748	360,097,211	361,391,415	356,839,632	359,177,817	367,868,450
317,397,548	317,260,737	323,255,633	319,200,911	320,673,903	316,098,401	316,599,494	324,225,972
41,238,406	41,154,548	41,224,115	40,896,300	40,717,513	40,741,231	42,578,323	43,642,478
73,436,636	73,798,564	76,089,921	74,539,053	75,475,940	74,336,236	74,991,272	78,011,975
61,571,543	62,028,355	64,293,652	62,798,093	63,890,665	62,715,303	62,794,598	65,533,540
11,865,093	11,770,208	11,796,269	11,740,960	11,585,274	11,620,934	12,196,674	12,478,435

Note : 1) While C.E. is based on estimated contribution S.E. is based on imposed contribution

2) Excluding government subsidies, while including contributions of the insured recently retired from the retired from the company and contributions imposed on the monthly incomes

제II-3표
Table II-3

보수월액 구간별 가입자
Employment Members Contribution by

보수월액구간 (원) Standard Monthly Wage Grades	인 원 Persons			보 험 료 Contribution			구 성 비 (%)	
	계 T	근로자 C.E.	공 · 교 G & T	계 T	근로자 C.E.	공 · 교 G & T	인 원 Person	보 험 료 Contribution
계 Total	19,203,906	17,815,991	1,387,915	2,779,061,354	2,521,464,249	257,597,105	100.0	100.0
1~300000 미만	9,847	9,819	28	97,896	97,618	278	0.1	0.0
300000~350000 미만	16,128	16,107	21	176,997	176,761	237	0.1	0.0
350000~400000 미만	9,557	9,528	29	123,364	122,981	383	0.0	0.0
400000~450000 미만	18,058	18,029	29	261,511	261,079	432	0.1	0.0
450000~500000 미만	8,703	8,677	26	144,651	144,221	430	0.0	0.0
500000~550000 미만	54,971	54,917	54	988,371	987,371	1,000	0.3	0.0
550000~600000 미만	23,849	23,815	34	482,045	481,347	698	0.1	0.0
600000~650000 미만	59,450	59,394	56	1,280,259	1,279,023	1,236	0.3	0.0
650000~700000 미만	32,137	32,094	43	767,109	766,085	1,024	0.2	0.0
700000~750000 미만	118,773	118,661	112	3,013,878	3,011,033	2,845	0.6	0.1
750000~850000 미만	187,081	186,805	276	5,249,067	5,241,238	7,830	1.0	0.2
850000~950000 미만	128,594	128,413	181	4,081,375	4,075,646	5,730	0.7	0.1
950000~1050000 미만	310,595	310,146	449	11,061,242	11,045,339	15,904	1.6	0.4
1050000~1150000 미만	128,666	128,361	305	4,995,390	4,983,548	11,842	0.7	0.2
1150000~1250000 미만	162,996	162,692	304	6,922,257	6,909,304	12,953	0.8	0.2
1250000~1350000 미만	177,295	176,793	502	8,112,370	8,089,273	23,096	0.9	0.3
1350000~1450000 미만	166,281	165,695	586	8,242,608	8,213,405	29,203	0.9	0.3
1450000~1550000 미만	257,243	256,340	903	13,674,926	13,626,777	48,149	1.3	0.5
1550000~1650000 미만	198,516	197,101	1,415	11,253,529	11,172,954	80,575	1.0	0.4
1650000~1750000 미만	197,117	194,742	2,375	11,857,600	11,714,380	143,220	1.0	0.4
1750000~1900000 미만	446,718	440,973	5,745	28,821,401	28,450,765	370,636	2.3	1.0
1900000~2050000 미만	1,493,262	1,476,362	16,900	105,028,367	103,836,974	1,191,393	7.8	3.8
2050000~2200000 미만	1,033,822	1,013,097	20,725	77,431,689	75,872,550	1,559,138	5.4	2.8
2200000~2350000 미만	1,016,990	992,545	24,445	81,717,236	79,752,190	1,965,046	5.3	2.9
2350000~2500000 미만	732,891	712,083	20,808	62,836,165	61,047,538	1,788,627	3.8	2.3
2500000~2650000 미만	941,401	908,598	32,803	85,275,153	82,294,303	2,980,851	4.9	3.1
2650000~2800000 미만	655,818	624,873	30,945	63,204,550	60,215,294	2,989,257	3.4	2.3
2800000~2950000 미만	710,472	672,410	38,062	72,104,822	68,230,402	3,874,420	3.7	2.6
2950000~3100000 미만	704,196	664,081	40,115	75,283,436	70,988,229	4,295,208	3.7	2.7
3100000~3250000 미만	544,478	508,965	35,513	61,182,684	57,187,129	3,995,555	2.8	2.2
3250000~3450000 미만	648,872	599,574	49,298	76,930,957	71,075,585	5,855,372	3.4	2.8
3450000~3650000 미만	623,623	572,823	50,800	78,310,597	71,920,789	6,389,808	3.2	2.8
3650000~3850000 미만	528,574	479,588	48,986	70,246,128	63,733,986	6,512,142	2.8	2.5
3850000~4050000 미만	512,687	463,999	48,688	71,842,732	65,024,451	6,818,281	2.7	2.6
4050000~4250000 미만	428,369	381,533	46,836	62,989,463	56,100,230	6,889,233	2.2	2.3
4250000~4450000 미만	396,713	351,342	45,371	61,133,898	54,139,255	6,994,643	2.1	2.2
4450000~4650000 미만	387,899	343,243	44,656	62,522,751	55,322,446	7,200,306	2.0	2.2
4650000~4850000 미만	357,849	315,045	42,804	60,252,753	53,045,584	7,207,169	1.9	2.2
4850000~5050000 미만	368,477	325,114	43,363	64,738,888	57,129,847	7,609,041	1.9	2.3
5050000~5250000 미만	283,905	240,949	42,956	51,813,013	43,970,567	7,842,446	1.5	1.9
5250000~5500000 미만	325,646	271,751	53,895	61,995,737	51,727,606	10,268,131	1.7	2.2
5500000~5750000 미만	315,827	260,891	54,936	62,891,465	51,937,141	10,954,324	1.6	2.3
5750000~6000000 미만	283,835	228,097	55,738	59,058,845	47,450,410	11,608,435	1.5	2.1
6000000~6250000 미만	272,170	217,749	54,421	58,979,862	47,166,444	11,813,418	1.4	2.1
6250000~6500000 미만	238,542	184,173	54,369	53,869,784	41,582,291	12,287,493	1.2	1.9
6500000~6750000 미만	233,630	179,125	54,505	54,824,729	42,026,981	12,797,748	1.2	2.0
6750000~7000000 미만	206,580	155,811	50,769	50,321,438	37,953,124	12,368,315	1.1	1.8
7000000~7250000 미만	198,990	153,929	45,061	50,191,763	38,816,536	11,375,226	1.0	1.8
7250000~7500000 미만	166,837	126,504	40,333	43,604,437	33,063,013	10,541,424	0.9	1.6
7500000~7750000 미만	156,820	121,759	35,061	42,363,427	32,890,354	9,473,073	0.8	1.5
7750000~8050000 미만	171,418	135,241	36,177	48,057,149	37,929,894	10,127,255	0.9	1.7

주 : 1) 일부 특수사업장 제외
2) 연도말 산정보험료(사용자부담금 및 국가부담금 제외) 기준

및 보험료 부담현황(직장)

Monthly Wage(I.W.)

(단위 : 명, 천원)
Unit : Person, KRW 1,000

보수월액구간 (원) Standard Monthly Wage Grades	인 원 Persons			보 험 료 Contribution			구 성 비 (%)	
	계 T	근로자 C.E.	공 · 교 G & T	계 T	근로자 C.E.	공 · 교 G & T	인 원 Person	보 험 료 Contribution
8050000~8350000 미만	149,733	119,786	29,947	43,588,188	34,892,065	8,696,123	0.8	1.6
8350000~8650000 미만	120,066	102,230	17,836	36,158,639	30,792,621	5,366,018	0.6	1.3
8650000~8950000 미만	105,213	91,935	13,278	32,811,008	28,670,177	4,140,830	0.5	1.2
8950000~9250000 미만	99,472	87,611	11,861	32,084,210	28,261,903	3,822,308	0.5	1.2
9250000~9550000 미만	84,354	77,064	7,290	28,102,954	25,676,499	2,426,454	0.4	1.0
9550000~9850000 미만	82,886	77,250	5,636	28,501,446	26,564,561	1,936,885	0.4	1.0
9850000~10150000 미만	85,374	80,583	4,791	30,251,515	28,553,671	1,697,844	0.4	1.1
10150000~10450000 미만	64,499	60,641	3,858	23,543,288	22,135,487	1,407,801	0.3	0.8
10450000~10750000 미만	57,741	54,537	3,204	21,691,741	20,488,565	1,203,176	0.3	0.8
10750000~11200000 미만	76,512	73,043	3,469	29,741,576	28,393,705	1,347,871	0.4	1.1
11200000~11600000 미만	56,098	53,955	2,143	22,658,429	21,793,199	865,230	0.3	0.8
11600000~12100000 미만	63,318	61,363	1,955	26,588,605	25,768,147	820,457	0.3	1.0
12100000~12600000 미만	55,660	54,012	1,648	24,369,726	23,648,504	721,222	0.3	0.9
12600000~13100000 미만	45,108	43,850	1,258	20,542,284	19,968,899	573,386	0.2	0.7
13100000~13600000 미만	38,662	37,739	923	18,287,875	17,852,411	435,464	0.2	0.7
13600000~14200000 미만	40,805	40,039	766	20,113,576	19,736,418	377,158	0.2	0.7
14200000~14700000 미만	27,520	26,986	534	14,089,306	13,815,878	273,428	0.1	0.5
14700000~15300000 미만	32,535	31,990	545	17,281,190	16,991,347	289,843	0.2	0.6
15300000~15900000 미만	23,721	23,227	494	13,112,547	12,839,481	273,065	0.1	0.5
15900000~16600000 미만	24,324	23,778	546	14,003,052	13,689,070	313,982	0.1	0.5
16600000~17200000 미만	18,570	18,161	409	11,108,265	10,863,552	244,713	0.1	0.4
17200000~17900000 미만	16,496	16,087	409	10,254,644	10,000,157	254,487	0.1	0.4
17900000~18600000 미만	14,472	14,074	398	9,350,920	9,093,543	257,377	0.1	0.3
18600000~19400000 미만	13,473	13,081	392	9,070,095	8,806,236	263,859	0.1	0.3
19400000~20200000 미만	14,464	14,165	299	10,162,385	9,952,152	210,233	0.1	0.4
20200000~21000000 미만	10,691	10,424	267	7,808,081	7,613,149	194,932	0.1	0.3
21000000~21800000 미만	9,290	9,065	225	7,041,222	6,870,666	170,556	0.0	0.3
21800000~22700000 미만	8,835	8,683	152	6,963,857	6,844,091	119,766	0.0	0.3
22700000~23600000 미만	8,533	8,400	133	6,999,793	6,890,986	108,807	0.0	0.3
23600000~24500000 미만	6,830	6,727	103	5,820,574	5,732,903	87,671	0.0	0.2
24500000~25500000 미만	9,197	9,126	71	8,145,462	8,082,524	62,938	0.0	0.3
25500000~26600000 미만	6,429	6,367	62	5,932,913	5,875,638	57,275	0.0	0.2
26600000~27600000 미만	5,466	5,429	37	5,248,083	5,212,599	35,484	0.0	0.2
27600000~28700000 미만	5,423	5,393	30	5,409,778	5,379,862	29,916	0.0	0.2
28700000~29900000 미만	5,387	5,366	21	5,591,888	5,570,215	21,674	0.0	0.2
29900000~31100000 미만	5,458	5,431	27	5,881,495	5,852,286	29,209	0.0	0.2
31100000~32300000 미만	4,185	4,176	9	4,700,897	4,690,793	10,104	0.0	0.2
32300000~33600000 미만	4,432	4,422	10	5,176,800	5,165,045	11,755	0.0	0.2
33600000~35000000 미만	3,613	3,601	12	4,391,794	4,377,232	14,562	0.0	0.2
35000000~36400000 미만	3,528	3,521	7	4,456,602	4,447,682	8,920	0.0	0.2
36400000~37800000 미만	3,076	3,069	7	4,046,124	4,036,869	9,255	0.0	0.1
37800000~39300000 미만	2,965	2,956	9	4,049,746	4,037,492	12,254	0.0	0.1
39300000~40900000 미만	3,217	3,212	5	4,572,762	4,565,669	7,093	0.0	0.2
40900000~42600000 미만	3,018	3,015	3	4,463,479	4,459,008	4,471	0.0	0.2
42600000~44300000 미만	2,273	2,271	2	3,498,437	3,495,358	3,079	0.0	0.1
44300000~46000000 미만	2,081	2,076	5	3,329,752	3,321,847	7,905	0.0	0.1
46000000~47900000 미만	1,878	1,877	1	3,123,316	3,121,639	1,677	0.0	0.1
47900000~49800000 미만	1,730	1,728	2	2,994,988	2,991,488	3,501	0.0	0.1
49800000~52500000 미만	2,605	2,601	4	4,703,232	4,695,862	7,370	0.0	0.2
52500000~55000000 미만	1,789	1,786	3	3,405,508	3,399,792	5,717	0.0	0.1
55000000 이상	17,733	17,726	7	51,225,539	51,204,017	21,522	0.1	1.8

Note : 1) G.&T. is Excluding Military Personnel's

2) Based on the insurance premium calculated at the end of the year (excluding users charges and national charges)

제II-4표
Table II-4

사업장 규모별 보험료 현황(직장)
Contribution by Scale of Workplace (I.W.)

(단위 : 개소, 건, 천원)
Unit : Each, Cases, KRW 1,000

구 분 Division	부과사업장수 Number of Workplace	부과건수 Number of Employee	보험료 Contribution	비 율 (%)		
				사업장수 Number of Workplace	부과건수 Number of Employee	보험료 Contribution
계 Total	1,981,552	19,375,319	5,989,012,180	100.0	100.0	100.0
5 인미만 Less than	1,319,218	3,199,047	744,495,766	66.57	16.51	12.43
5~9	365,579	2,356,159	652,308,422	18.45	12.16	10.89
10~14	110,714	1,299,139	357,606,824	5.59	6.71	5.97
15~19	54,888	927,809	249,577,959	2.77	4.79	4.17
20~29	52,343	1,256,745	341,626,812	2.64	6.49	5.70
30~39	23,675	806,505	221,216,279	1.19	4.16	3.69
40~49	14,096	622,070	175,348,299	0.71	3.21	2.93
50~59	8,459	456,778	131,870,513	0.43	2.36	2.20
60~69	5,955	381,852	111,522,749	0.30	1.97	1.86
70~79	4,201	311,059	91,146,928	0.21	1.61	1.52
80~89	3,106	262,151	77,813,229	0.16	1.35	1.30
90~99	2,394	226,575	75,055,208	0.12	1.17	1.25
100~199	9,229	1,273,677	386,706,614	0.47	6.57	6.46
200~299	2,985	723,242	227,174,704	0.15	3.73	3.79
300~399	1,247	427,827	144,812,214	0.06	2.21	2.42
400~499	775	344,701	119,087,972	0.04	1.78	1.99
500~599	477	258,476	90,565,489	0.02	1.33	1.51
600~699	347	222,585	78,085,787	0.02	1.15	1.30
700~799	264	194,183	69,019,011	0.01	1.00	1.15
800~899	236	195,418	68,804,956	0.01	1.01	1.15
900~999	166	157,698	53,606,685	0.01	0.81	0.90
1,000~1,499	476	566,248	216,597,842	0.02	2.92	3.62
1,500~1,999	233	392,005	147,059,696	0.01	2.02	2.46
2,000~2,499	136	297,407	105,610,937	0.01	1.53	1.76
2,500~2,999	99	267,262	109,069,461	0.00	1.38	1.82
3,000~3,499	55	173,741	70,591,090	0.00	0.90	1.18
3,500~3,999	28	103,137	47,033,583	0.00	0.53	0.79
4,000~4,499	27	111,708	60,719,147	0.00	0.58	1.01
4,500~4,999	16	74,542	26,984,525	0.00	0.38	0.45
5,000~9,999	77	509,508	197,584,047	0.00	2.63	3.30
10,000~14,999	28	324,927	156,092,067	0.00	1.68	2.61
15,000~19,999	10	174,323	84,415,393	0.00	0.90	1.41
20,000~24,999	3	66,954	27,547,478	0.00	0.35	0.46
25,000~29,999	2	51,803	20,942,089	0.00	0.27	0.35
30,000~34,999	3	95,000	47,138,426	0.00	0.49	0.79
35,000~39,999	2	71,602	28,350,984	0.00	0.37	0.47
40,000~44,999	-	-	-	-	-	-
45,000~49,999	-	-	-	-	-	-
50,000 인이상 Over	3	191,456	175,822,992	0.00	0.99	2.94

주 : 1) 일부 특수사업장 제외
2) 연도말 산정보험료 기준

Note : 1) G.&T. is Excluding Military Personnel's
2) Based on the insurance premium computed at the end of the year

제II-5표
Table II-5

업종별 보험료 현황(직장)
Contribution by Business Type of Workplace (I.W.)

(단위 : 개소, 건, 천원)
Unit : Each, Cases, KRW 1,000

구 분 Division	부과사업장수 Number of Workplace	부과건수 Number of Employee	보험료 Contribution	비 율 (%)		
				사업장수 Number of Workplace	부과건수 Number of Employee	보험료 Contribution
Total	1,981,552	19,375,319	5,989,012,180	100.0	100.0	100.0
농업·수렵업·임업 Agriculture, Hunting and Forestry	12,100	68,621	14,693,416	0.6	0.4	0.2
어업 Fishing	3,313	25,154	6,531,771	0.2	0.1	0.1
광업 Mining and Quarrying	699	12,784	5,016,904	0.0	0.1	0.1
제조업 Manufacturing	315,514	4,249,925	1,539,277,946	15.9	21.9	25.7
전기·가스·수도사업 Electricity, Gas & Water Supply	4,113	111,823	49,865,915	0.2	0.6	0.8
건설업 Construction	221,622	1,592,961	460,295,637	11.2	8.2	7.7
도·소매및소비자용품수리업 Wholesale & Retail Trade, Repair of Motor Vehicles, Motorcycles & Personal & Household Good	448,363	2,450,366	693,335,608	22.6	12.6	11.6
숙박·음식점업 Hotels and Restaurants	220,231	901,703	203,967,921	11.1	4.7	3.4
운수·창고·통신업 Transport, Storage & Communication	42,970	691,866	211,478,638	2.2	3.6	3.5
금융·보험업 Financial Intermediation	12,007	478,662	259,985,084	0.6	2.5	4.3
부동산·임대·사업서비스 Real Estate, Renting & Business Activities	216,702	2,364,019	651,855,958	10.9	12.2	10.9
공공국방및사회보장행정 Public Administration and Defense; Compulsory Social Security	16,868	219,853	47,790,820	0.9	1.1	0.8
교육서비스업 Education	79,833	759,471	143,637,716	4.0	3.9	2.4
보건·사회복지사업 Health & Social Work	119,694	1,932,714	584,257,656	6.0	10.0	9.8
기타공공사회·개인서비스 Other Community, Social & Personal Service Activities	145,897	1,313,804	304,706,163	7.4	6.8	5.1
가사서비스업 Private Households with Employed Persons	1,858	27,393	5,085,247	0.1	0.1	0.1
국제·기타외국기관 Extra-Territorial Organization and Bodies	166	2,543	950,178	0.0	0.0	0.0
기타 others	104,903	781,390	228,110,162	5.3	4.0	3.8
공무원 Government Employees	9,482	1,222,816	505,049,583	0.5	6.3	8.4
교직원 Private school Teachers	5,217	167,451	73,119,856	0.3	0.9	1.2

주 : 1) 일부 특수사업장 제외
2) 연도말 산정보험료 기준

Note : 1) G.&T. is Excluding Military Personnel
2) Based on the insurance premium computed at the end of the year

제II-6표
Table II-6

산정보험료 점수
Computed Contribution

점수구간별 point	보 험 료(천원) Contribution (1000won)				소득등급별점수 Point by the taxable income	
	세대수 Households	구성비 (%)	보험료 Contribution	구성비 (%)	세대수 Households	점 수 Point
총 계 Total	9,562,175	100.00	961,136,061	100.00	9,114,754	2,682,250,900
76~100	3,757,021	39.29	79,066,155	8.23	3,719,750	353,174,209
101~150	490,945	5.13	13,046,159	1.36	487,844	55,963,896
151~200	423,956	4.43	15,586,977	1.62	421,264	61,989,804
201~300	661,830	6.92	34,407,854	3.58	657,794	124,233,732
301~400	510,772	5.34	37,229,504	3.87	507,915	122,700,913
401~500	452,619	4.73	42,394,172	4.41	450,595	123,014,936
501~600	424,268	4.44	48,507,103	5.05	422,894	123,047,605
601~700	760,918	7.96	99,917,561	10.40	378,646	117,197,916
701~800	336,931	3.52	52,466,422	5.46	334,260	111,909,131
801~900	293,689	3.07	51,830,742	5.39	291,756	108,892,776
901~1000	241,531	2.53	47,715,131	4.96	240,260	103,932,799
1001~1200	381,266	3.99	86,955,586	9.05	379,502	193,042,528
1201~1400	245,972	2.57	66,297,701	6.90	244,429	159,447,871
1401~1600	157,442	1.65	49,012,740	5.10	156,747	127,716,416
1601~1800	105,796	1.11	37,347,441	3.89	105,329	103,336,705
1801~2000	74,383	0.78	29,367,730	3.06	74,084	85,133,621
2001~2300	72,922	0.76	32,489,892	3.38	72,639	98,605,310
2301~2600	45,856	0.48	23,314,469	2.43	45,666	73,898,378
2601~2900	30,066	0.31	17,173,207	1.79	29,919	56,853,912
2901~3200	20,538	0.21	13,018,257	1.35	20,442	44,317,759
3201~3500	14,688	0.15	10,233,184	1.06	14,616	35,746,331
3501~3800	10,715	0.11	8,137,406	0.85	10,661	29,249,420

주 : 1) 연도말 산정보험료 기준
 2) 소득최저보험료는 76~100 점에 포함(부과체계개편 2 단계 적용으로 소득 최저점수 75 미만없음)
 3) 생활수준 및 경제 활동참가율 등급별 점수 삭제(2018.7.1.)

구간별 현황(지역)

by Point(S.E)

(단위 : 세대, 점)
Unit : Households, Point

과표재산등급별점수 Point by the real Estate		자동차등급별점수 Point by the Car	
세대수 Households	점 수 Point	세대수 Households	점 수 Point
3,276,532	1,579,316,847	137,256	16,810,051
1,946	332,192	3,871	305,471
113,705	3,808,738	2,785	105,483
115,444	8,644,701	1,467	81,499
223,461	29,906,598	10,352	1,277,736
222,085	45,479,001	6,607	878,218
250,416	70,170,712	5,757	702,214
281,442	100,696,230	5,791	712,073
293,145	124,573,676	27,865	2,598,713
270,069	133,564,472	6,542	816,642
244,932	134,965,293	6,445	825,242
206,377	121,297,111	6,131	806,470
332,884	218,571,069	10,405	1,389,341
216,369	154,183,702	8,694	1,174,345
138,201	104,545,932	6,604	920,125
92,782	73,723,737	4,982	703,416
65,261	54,218,813	3,836	547,677
63,782	55,588,000	4,227	614,890
39,981	36,748,184	2,984	439,611
25,845	24,592,409	2,215	329,861
17,745	17,450,575	1,676	253,664
12,585	12,795,415	1,286	196,159
9,020	9,351,628	984	149,933

Note : 1) Based on the insurance premium computed at the end of the year
2) the lowest amount of the contribution is in the category of 76-100 points
3) Deletion of scores by level of living standards and Labor participation rate(2018.7.1.)

제II-6표
Table II-6

산정보험료 점수
Computed Contribution

점수구간별 point	보 험 료(천원) Contribution (1000won)				소득등급별점수 Point by the taxable income	
	세대수 Households	구성비 (%)	보험료 Contribution	구성비 (%)	세대수 Households	점 수 Point
3801~4100	8,023	0.08	6,594,103	0.69	7,983	24,140,933
4101~4500	7,867	0.08	7,030,554	0.73	7,822	26,137,692
4501~5000	7,000	0.07	6,906,839	0.72	6,964	26,387,729
5001~5500	4,878	0.05	5,323,460	0.55	4,849	20,774,168
5501~6000	3,608	0.04	4,314,719	0.45	3,586	17,117,292
6001~6500	2,628	0.03	3,415,471	0.36	2,613	13,765,963
6501~7000	1,993	0.02	2,799,577	0.29	1,984	11,422,788
7001~7500	1,597	0.02	2,411,545	0.25	1,583	9,921,061
7501~8000	1,291	0.01	2,083,706	0.22	1,282	8,637,405
8001~8500	1,034	0.01	1,776,677	0.18	1,026	7,445,373
8501~9000	847	0.01	1,543,800	0.16	839	6,513,238
9001~9500	674	0.01	1,299,198	0.14	671	5,554,629
9501~10000	623	0.01	1,264,831	0.13	622	5,438,164
10001~10600	600	0.01	1,287,861	0.13	597	5,566,913
10601~11200	500	0.01	1,135,968	0.12	497	4,948,942
11201~11800	389	0.00	932,018	0.10	386	4,081,611
11801~12400	327	0.00	823,524	0.09	326	3,627,556
12401~13000	344	0.00	909,867	0.09	342	4,035,762
13001~13600	284	0.00	785,551	0.08	282	3,468,499
13601~14200	241	0.00	698,098	0.07	238	3,087,483
14201~14800	197	0.00	594,522	0.06	194	2,623,505
14801~15400	204	0.00	641,622	0.07	201	2,839,611
15401~16000	170	0.00	556,098	0.06	169	2,497,628
16000 초과	2,732	0.03	10,491,060	1.09	2,686	48,810,986

주 : 1) 연도말 산정보험료 기준
 2) 소득최저보험료는 76~100 점에 포함(부과체계개편 2 단계 적용으로 소득 최저점수 75 미만없음)
 3) 생활수준 및 경제 활동참가율 등급별 점수 삭제(2018.7.1.)

구간별 현황(지역)

by Point(S.E)

(단위 : 세대, 점)
Unit : Households, Point

과표재산등급별점수 Point by the real Estate		자동차등급별점수 Point by the Car	
세대수 Households	점 수 Point	세대수 Households	점 수 Point
6,753	7,148,236	767	118,417
6,631	7,208,869	764	120,471
5,835	6,400,926	716	112,200
4,007	4,488,202	541	86,656
2,925	3,354,569	403	64,789
2,106	2,439,487	333	57,396
1,607	1,882,417	241	38,938
1,251	1,489,036	208	36,768
1,033	1,247,722	171	28,153
801	980,595	137	24,554
646	791,661	104	18,705
507	620,945	98	17,278
490	595,708	83	14,464
455	550,844	96	18,524
371	451,863	73	12,759
277	333,440	70	14,443
246	299,127	55	10,188
253	286,062	51	9,559
215	259,055	44	8,474
178	214,381	36	7,271
152	177,246	38	7,683
153	187,296	29	5,168
117	146,122	26	4,964
2,046	2,554,850	666	143,446

Note : 1) Based on the insurance premium computed at the end of the year
 2) the lowest amount(13,100KRW) of the contribution is in the category of 76~100 points.
 3) Deletion of scores by level of living standards and Labor participation rate(2018.7.1.)

제II-7표
Table II-7

보험료분위별
Distribution of Contributions

구 분 Division	계 Total				직장 계 I. W Sub_Total				가입자 Insured
	세대수 Households	최대보험료 Maximum Contribution	평균보험료 average Contribution	적용인구 Population under	가입자 Insured	최대보험료 Maximum Contribution	평균보험료 average Contribution	적용인구 Population under	
계	28,558,998	3,911,280	127,493	50,024,958	19,203,906	3,911,280	144,713	35,117,064	17,815,991
1 분위	1,427,949	36,930	21,640	1,977,702	960,195	36,930	28,200	1,373,263	958,869
2 분위	1,427,950	56,000	35,606	2,121,226	960,195	56,000	47,256	1,400,329	957,272
3 분위	1,427,949	67,860	46,928	2,026,050	960,195	67,860	63,006	1,438,957	949,725
4 분위	1,427,951	71,270	52,173	2,050,518	960,196	71,270	70,313	1,453,846	950,053
5 분위	1,427,950	74,780	54,920	2,269,029	960,195	74,780	73,034	1,413,732	945,027
6 분위	1,427,949	80,640	58,743	1,984,611	960,195	80,640	77,723	1,400,225	936,583
7 분위	1,427,951	86,230	62,471	1,867,583	960,196	86,230	83,267	1,399,828	936,517
8 분위	1,427,949	92,170	66,439	1,931,186	960,195	92,170	89,115	1,427,088	927,423
9 분위	1,427,950	99,260	72,953	2,170,535	960,195	99,260	95,616	1,449,188	919,863
10 분위	1,427,951	106,350	81,326	2,221,997	960,196	106,350	102,989	1,487,841	905,538
11 분위	1,427,949	115,210	90,331	2,312,280	960,195	115,210	110,494	1,549,095	901,301
12 분위	1,427,950	125,540	101,253	2,308,226	960,195	125,540	120,440	1,616,645	886,896
13 분위	1,427,949	138,320	113,237	2,541,087	960,195	138,320	131,859	1,716,176	871,911
14 분위	1,427,951	153,230	128,681	2,630,076	960,196	153,230	145,489	1,823,979	860,526
15 분위	1,427,950	171,320	146,540	2,826,405	960,195	171,320	162,129	1,958,077	847,756
16 분위	1,427,949	193,550	164,998	2,837,306	960,195	193,550	181,691	2,099,804	824,959
17 분위	1,427,951	222,990	190,921	3,205,743	960,196	222,990	207,556	2,297,142	777,721
18 분위	1,427,949	263,450	226,927	3,423,273	960,195	263,450	241,903	2,491,033	734,445
19 분위	1,427,950	342,680	283,876	3,585,517	960,195	342,680	296,617	2,617,261	795,860
20 분위	1,427,951	3,911,280	549,899	3,734,608	960,196	3,911,280	565,569	2,703,555	927,746

주 : 1) 연도말 기준
2) 직장은 산정보험료 기준이며, 지역은 부과보험료 기준
3) 직장보험료 임의계속가입자, 소득월액가입자 제외
4) 보험료 20 분위를 계산할 때 지역보험료가 같은 세대는 낮은 분위로 분류됨
5) 지역보험료는 부과체계개편 2 단계로 인한 한시적 경감의 영향이 있음

보험료 현황

by vigintile of Contribution

(단위 :명, 원)
Unit : Person, KRW

근로자 C. E			공교 G. & T.				지역 S.E.			
최대보험료 Maximum Contribution	평균보험료 average Contribution	적용인구 Population under	가입자 Insured	최대보험료 Maximum Contribution	평균보험료 average Contribution	적용인구 Population under	세대수 Households	최대보험료 Maximum Contribution	평균보험료 average Contribution	적용인구 Population under
3,911,280	141,528	32,144,769	1,387,915	3,911,280	185,600	2,972,295	9,355,092	3,911,280	92,144	14,907,894
36,930	28,200	1,371,249	1,326	36,930	28,342	2,014	467,754	9,890	8,174	604,439
56,000	47,251	1,396,228	2,923	56,000	48,899	4,101	467,755	13,850	11,691	720,897
67,860	63,004	1,425,697	10,470	67,860	63,163	13,260	467,754	14,650	13,923	587,093
71,270	70,315	1,441,053	10,143	71,270	70,134	12,793	467,755	15,430	14,936	596,672
74,780	73,032	1,394,995	15,168	74,770	73,161	18,737	467,755	19,780	17,736	855,297
80,640	77,722	1,371,055	23,612	80,640	77,763	29,170	467,754	19,780	19,780	584,386
86,230	83,266	1,369,737	23,679	86,230	83,333	30,091	467,755	19,780	19,780	467,755
92,170	89,107	1,384,766	32,772	92,170	89,345	42,322	467,754	21,440	19,892	504,098
99,260	95,607	1,395,943	40,332	99,260	95,806	53,245	467,755	31,640	26,432	721,347
106,350	102,988	1,415,591	54,658	106,350	103,012	72,250	467,755	42,590	36,856	734,156
115,210	110,476	1,466,783	58,894	115,210	110,776	82,312	467,754	55,420	48,941	763,185
125,540	120,437	1,509,604	73,299	125,540	120,486	107,041	467,755	65,930	61,866	691,581
138,320	131,851	1,577,294	88,284	138,320	131,933	138,882	467,754	84,460	75,011	824,911
153,230	145,464	1,647,663	99,670	153,230	145,699	176,316	467,755	102,920	94,178	806,097
171,320	162,125	1,730,641	112,439	171,320	162,164	227,436	467,755	127,150	114,539	868,328
193,550	181,569	1,781,864	135,236	193,550	182,437	317,940	467,754	141,460	130,732	737,502
222,990	207,394	1,812,274	182,475	222,990	208,248	484,868	467,755	173,950	156,772	908,601
263,450	241,861	1,853,526	225,750	263,450	242,041	637,507	467,754	221,360	196,184	932,240
342,680	297,996	2,182,606	164,335	342,680	289,941	434,655	467,755	305,680	257,720	968,256
3,911,280	570,279	2,616,200	32,450	3,911,280	430,918	87,355	467,755	3,911,280	517,732	1,031,053

Note : 1) As of the end of the Year
 2) While C.E is based on estimated contribution, S.E. is based on imposed contribution
 3) Excluding contributions of the insured recently retired from the retired from the company and contributions imposed on the monthly incomes
 4) Upon calculating 20th quantile for contribution, for the households with the same contribution for the the household with larger number of members of household is classified as lower quantile.
 5) Regional insurance premiums have been affected by a temporary reduction due to the second stage of the insurance fee rating system reform.

제II-8표
Table II-8

연도별 건강보험
Major Indicators of Health

구 분 Division			단 위 Unit	2014	2015			
적용현황 Coverage	연 도 말 적 용 인 구	Covered Population at year's end	명	Person	50,316,384	50,490,157		
	연 평 균 적 용 인 구	Average Covered Population	명	Person	50,155,210	50,434,233		
재 정 Finance	총 수 입 (A)	Revenue(A)	천원	1,000 Won	50,515,544,421	53,292,081,273		
	총 지 출 (B)	Expenditure(B)	천원	1,000 Won	44,752,555,676	48,162,139,596		
	수 지 율 (B / A)	Rate of Expenditure to Revenue(B/A)	%		88.6	90.4		
	보 험 료 (C)	Contributions(C)	천원	1,000 Won	47,908,751,432	51,419,999,299		
	급 여 비 (D)	Benefits(D)	천원	1,000 Won	42,827,513,037	45,760,188,015		
	보험료대급여비율(D/C)	Rate of Benefits to Revenue (D/C)	%		89.4	89.0		
	수 지 차 액 (A - B)	Balance(A-B)	천원	1,000 Won	5,762,988,745	5,129,941,677		
	연간적용인구 1 인당보험료	Yearly Contributions per Covered Person	원	Won	955,210	1,019,546		
	연간적용인구 1 인당급여비	Yearly Benefits per Covered Person	원	Won	853,900	907,324		
진 료 계 직 Medical care Institutions	계 Total	진 료 비	Medical Expenses	천원	1,000 Won	54,427,156,587	57,954,649,751	
		급 여 비	Benefits	천원	1,000 Won	40,792,084,152	43,340,393,641	
		연 평 균 1 인 당 진 료 비	Medical Expenses per Person by Year	원	Won	1,085,175	1,149,113	
	의 료 기 관 Medical care Institutions	입 내 원 일 수	Visit Days	일	Days	988,478,490	988,894,602	
		요 양 급 여 일 수	Reimbursed Days	일	Days	1,423,434,466	1,431,841,403	
		입 내 원 1 일 당 진 료 비	(평균)	Medical Expenses Per Day of Visit(Average)	원	Won	42,426	45,374
			(입원)	(In-patients)	원	Won	145,423	154,789
		(외래)	(Out-Patients)	원	Won	26,697	28,248	
			입 내 원 1 일 당 급 여 비	(평균)	Benefits Per Day of Visit(Average)	원	Won	32,131
		(입원)		(In-patients)	원	Won	119,173	126,646
		(외래)	(Out-Patients)	원	Won	18,838	19,809	
			요 양 급 여 1 일 당 진 료 비	(평균)	Medical Expenses Per Day(Average)	원	Won	29,462
		(입원)		(In-patients)	원	Won	99,367	105,499
		(외래)	(Out-Patients)	원	Won	18,585	19,550	
			요 양 급 여 1 일 당 급 여 비	(평균)	Benefits Per Day(Average)	원	Won	22,313
		(입원)		(In-patients)	원	Won	81,430	86,318
		(외래)	(Out-Patients)	원	Won	13,114	13,709	
			연 평 균 1 인 당 내 원 일 수	(평균)	Days of Visit per Person by Year	일/명	Days/Person	19.708
		(입원)		(In-patients)	일/명	Days/Person	2.611	2.654
		(외래)		(Out-Patients)	일/명	Days/Person	17.097	16.954
	Medical Treatments	약 거 Pharmacy	방 문 일 수	Visit Days	일	Days	487,724,354	484,474,245
			투 약 일 수	Reimbursed Days	일	Days	5,959,329,185	6,185,012,608
			진 료 비	Medical Expenses	천원	1,000 Won	12,489,707,088	13,084,396,321
			급 여 비	Benefits	천원	1,000 Won	9,031,618,066	9,452,528,950
			방 문 일 당 진 료 비	Medical Expenses Per Day of Visit(Average)	원	Won	25,608	27,007
			방 문 일 당 급 여 비	Benefits Per Day of Visit(Average)	원	Won	18,518	19,511
			투 약 일 당 진 료 비	Medical Expenses Per Day(Average)	원	Won	2,096	2,116
			투 약 일 당 급 여 비	Benefits Per Day(Average)	원	Won	1,516	1,528
			연 평 균 1 인 당 진 료 비	Drug Expenses per Person by Year	원	Won	249,021	259,435
			연 평 균 1 인 당 방 문 일 수	Days of Visit per Person by Year	일/명	Days/Person	9.724	9.606

주 : 1) 재정은 결산기준이며 진료실적은 지급기준임
2) 담배부담금은 2002 년도에 신설되었으며, 보험료는 보험재정국고지원금 및 담배부담금이 포함됨.

주요지표(총괄)

Insurance by Year(Total)

2016	2017	2018	2019	2020	2021	2022	2023
50,763,283	50,940,885	51,071,982	51,391,447	51,344,938	51,412,137	51,409,978	51,453,055
50,631,224	50,856,763	51,000,524	51,232,149	51,360,138	51,392,452	51,396,852	51,411,696
56,459,878,174	58,818,071,225	62,715,795,218	69,173,265,702	75,114,982,734	81,708,157,705	91,008,855,870	96,416,920,599
53,740,831,942	58,022,559,280	65,978,340,945	72,097,239,316	73,618,774,336	78,951,093,547	86,176,745,502	94,730,533,603
95.2	98.6	105.2	104.2	98.0	96.6	94.7	98.3
54,684,817,516	57,191,502,884	60,966,888,072	66,899,937,130	72,326,633,865	79,045,795,568	87,256,438,727	93,060,798,641
51,014,929,380	54,891,742,630	63,168,331,869	68,996,577,061	71,165,241,189	76,713,404,534	83,466,780,924	92,336,927,376
93.3	96.0	103.6	103.1	98.4	97.0	95.7	99.2
2,719,046,232	795,511,945	-3,262,545,727	-2,923,973,614	1,496,208,398	2,757,064,158	4,832,110,368	1,686,386,996
1,080,061	1,124,560	1,195,417	1,305,819	1,408,225	1,538,082	1,697,700	1,810,109
1,007,578	1,079,340	1,238,582	1,346,744	1,385,612	1,492,698	1,623,967	1,796,030
64,576,782,187	69,335,174,851	77,658,326,012	86,477,505,964	86,954,468,936	93,501,090,248	102,427,728,782	112,401,916,015
48,323,906,801	51,822,512,049	58,583,552,245	65,167,400,319	65,474,196,628	70,165,433,449	76,724,969,984	84,443,600,769
1,275,434	1,363,342	1,522,697	1,687,954	1,693,034	1,819,355	1,992,879	2,186,310
1,020,491,905	1,031,605,553	1,051,170,459	1,085,639,201	960,923,005	956,496,668	1,057,122,533	1,092,239,347
1,486,569,914	1,503,155,449	1,553,563,936	1,608,056,881	1,488,563,192	1,502,120,710	1,626,477,912	1,714,804,609
49,295	52,389	58,248	63,296	71,966	78,030	76,995	81,810
167,798	177,250	196,572	216,206	234,419	251,494	255,485	287,575
30,215	32,589	35,695	38,934	44,142	48,764	50,720	51,822
37,251	39,526	44,413	48,185	54,708	59,044	58,110	61,987
137,348	144,781	161,040	176,328	190,359	204,108	207,532	233,651
21,136	22,834	25,398	27,770	31,475	34,570	36,114	36,969
33,839	35,955	39,412	42,732	46,457	49,686	50,043	52,109
112,762	119,662	130,754	142,534	155,108	165,616	167,347	178,563
20,814	22,424	24,220	26,387	28,377	30,879	32,928	33,132
25,572	27,126	30,051	32,531	35,316	37,597	37,769	39,482
92,299	97,742	107,119	116,244	125,955	134,411	135,937	145,081
14,559	15,712	17,233	18,820	20,234	21,891	23,445	23,636
20,155	20,285	20,611	21,191	18,710	18,612	20,568	21,245
2,795	2,776	2,889	2,912	2,905	2,903	2,639	2,702
17,360	17,508	17,722	18,279	18,233	18,221	17,929	18,543
500,814,546	506,221,817	513,159,485	517,891,342	439,773,044	423,456,125	489,318,076	538,781,889
6,617,211,565	7,006,055,780	7,433,058,353	7,958,615,582	8,079,658,844	8,558,658,269	9,229,513,360	9,875,782,623
14,272,019,126	15,289,884,396	16,429,521,328	17,761,269,486	17,800,957,901	18,866,111,312	21,034,169,325	23,045,897,386
10,309,402,093	11,047,267,803	11,897,674,703	12,855,594,703	12,903,909,467	13,690,177,982	15,295,298,753	16,738,979,431
28,498	30,204	32,016	34,295	40,478	44,553	42,987	42,774
20,585	21,823	23,185	24,823	29,342	32,330	31,258	31,068
2,157	2,182	2,210	2,232	2,203	2,204	2,279	2,334
1,558	1,577	1,601	1,615	1,597	1,600	1,657	1,695
281,882	300,646	322,144	346,682	346,591	367,099	409,250	448,262
9,891	9,954	10,062	10,109	8,563	8,240	9,520	10,480

Note : 1) Finance is based on settled accounts The figures of medical treatments are based on the Payment amount

2) Yearly contributions per included in government subsidies of insurance Finance cost(Health prevention expense) are included here

제II-9표
Table II-9

직장가입자 보수 외 소득월액보험료 현황

Current statistics on monthly insurance premiums for employment provided policyholders based on income other than remuneration

(단위 : 천원, %)
Unit : KRW 1,000, %

구 분 Division	인 원 Persons			보 험 료 Contribution			구 성 비 (%)	
	계 T	근로자 C.E.	공 · 교 G & T	계 T	근로자 C.E.	공 · 교 G & T	인 원 Person	보 험 료 Contribution
계 Total	662,704	640,051	22,653	123,372,902	119,676,935	3,695,967	100	100
3 만 5 천 원이하	209,118	202,054	7,064	3,296,476	3,186,441	110,034	31.56	2.67
35,001~40,000	26,174	25,446	728	982,484	955,201	27,284	3.95	0.80
40,001~50,000	53,810	52,413	1,397	2,424,052	2,361,333	62,719	8.12	1.96
50,001~100,000	150,783	146,050	4,733	10,567,382	10,224,908	342,474	22.75	8.57
100,001~150,000	60,489	57,948	2,541	7,411,866	7,099,583	312,283	9.13	6.01
150,001~200,000	36,748	35,300	1,448	6,374,958	6,123,569	251,389	5.55	5.17
200,001~300,000	41,277	39,469	1,808	10,086,685	9,642,402	444,283	6.23	8.18
300,001~400,000	21,851	20,916	935	7,559,131	7,235,700	323,431	3.30	6.13
400,001~500,000	13,376	12,797	579	5,972,132	5,714,080	258,052	2.02	4.84
500,001~600,000	9,451	9,096	355	5,164,261	4,969,754	194,506	1.43	4.19
600,001~700,000	6,283	6,066	217	4,072,109	3,931,307	140,802	0.95	3.30
700,001~800,000	4,469	4,326	143	3,341,215	3,234,242	106,974	0.67	2.71
800,001~900,000	3,659	3,529	130	3,104,237	2,994,148	110,089	0.55	2.52
900,001~1,000,000	2,750	2,649	101	2,607,812	2,511,826	95,986	0.41	2.11
1,000,001~1,100,000	2,252	2,197	55	2,360,501	2,302,762	57,739	0.34	1.91
1,100,001~1,200,000	1,976	1,931	45	2,276,144	2,224,656	51,488	0.30	1.84
1,200,001~1,300,000	1,698	1,646	52	2,116,963	2,052,380	64,583	0.26	1.72
1,300,001~1,400,000	1,296	1,254	42	1,749,144	1,692,805	56,339	0.20	1.42
1,400,001~1,500,000	1,078	1,058	20	1,562,775	1,533,800	28,975	0.16	1.27
1,500,001~1,600,000	981	959	22	1,518,717	1,484,503	34,214	0.15	1.23
1,600,001~1,700,000	819	796	23	1,351,562	1,313,775	37,786	0.12	1.10
1,700,001~1,800,000	761	739	22	1,330,332	1,291,876	38,456	0.11	1.08
1,800,001~1,900,000	827	806	21	1,529,561	1,490,839	38,722	0.12	1.24
1,900,001~2,000,000	610	596	14	1,187,099	1,159,873	27,226	0.09	0.96
2,000,001~2,100,000	502	488	14	1,029,136	1,000,349	28,787	0.08	0.83
2,100,001~2,200,000	483	472	11	1,037,513	1,014,004	23,509	0.07	0.84
2,200,001~2,300,000	417	409	8	938,076	920,085	17,992	0.06	0.76
2,300,001~2,400,000	392	385	7	921,852	905,385	16,467	0.06	0.75
2,400,001~2,500,000	362	354	8	889,360	869,761	19,599	0.05	0.72
2,500,001~2,600,000	373	363	10	950,399	924,983	25,416	0.06	0.77
2,600,001~2,700,000	299	292	7	791,181	772,622	18,559	0.05	0.64
2,700,001~2,800,000	297	292	5	816,382	802,562	13,820	0.04	0.66
2,800,001~2,900,000	316	310	6	899,334	882,199	17,135	0.05	0.73
2,900,001~3,000,000	246	241	5	725,604	710,783	14,821	0.04	0.59
3,000,001~3,500,000	1,181	1,159	22	3,818,262	3,747,190	71,071	0.18	3.09
350만원 초과	5,300	5,245	55	20,608,205	20,395,249	212,957	0.80	16.70

주 : 1) 연도말 부과보험료 기준

2) 연간 보수 외 소득이 2,000 만원을 초과한 직장가입자

3) 임의계속가입자 포함

Notes : 1) Based on the insurance premium computed at the end of the year

2) Applicable to employment provided policyholders whose annual income other than remuneration is more than 20 million won

3) Voluntarily and continuously insured persons have been included.

제II-10표
Table II-10

연도별 정부 지원금 현황
Government Subsidies of Health Insurance by Year

(단위 : 천원)
Unit : KRW 1,000

구 분 Year	정부지원금계 Total	지 역 국 고 지 원 금 Government Subsidies for the self-employed			담 배 부 담 금 Surcharge on Tobacco		
		계 Sub-total	관리재정 Finance for Administration	보험재정 Finance for Insurance Benefits	계 Sub-total	지역배분금 Allotment for the self-employed	직장배분금 Allotment for the employed
1993	638,149,263	638,149,263	175,303,525	462,845,738	-	-	-
1994	692,406,677	692,406,677	184,872,373	507,534,304	-	-	-
1995	755,319,182	755,319,182	193,410,978	561,908,204	-	-	-
1996	872,304,434	872,304,434	217,112,293	655,192,141	-	-	-
1997	995,353,169	995,353,169	235,196,173	760,156,996	-	-	-
1998	1,076,025,606	1,076,025,606	223,777,828	852,247,778	-	-	-
1999	1,165,620,667	1,165,620,667	180,055,000	985,565,667	-	-	-
2000	1,552,746,000	1,552,746,000	171,779,000	1,380,967,000	-	-	-
2001	2,624,979,558	2,624,979,558	158,419,558	2,466,560,000	-	-	-
2002	3,013,934,364	2,574,723,000	129,883,000	2,444,840,000	439,211,364	197,645,114	241,566,250
2003	3,423,829,000	2,779,241,000	136,361,000	2,642,880,000	644,588,000	286,197,072	358,390,928
2004	3,482,965,000	2,856,652,000	140,452,000	2,716,200,000	626,313,000	268,061,964	358,251,036
2005	3,694,802,000	2,769,500,000	126,500,000	2,643,000,000	925,302,000	374,747,310	550,554,690
2006	3,816,190,000	2,869,770,000	113,270,000	2,756,500,000	966,420,000	367,239,600	599,180,400
2007	3,671,794,907	2,704,200,000	-	2,704,200,000	967,594,907	-	-
2008	4,026,244,600	3,002,299,600	-	3,002,299,600	1,023,945,000	-	-
2009	4,682,831,080	3,656,585,080	-	3,656,585,080	1,026,246,000	-	-
2010	4,856,096,000	3,793,034,000	-	3,793,034,000	1,063,062,000	-	-
2011	5,028,322,763	4,071,546,000	-	4,071,546,000	956,776,763	-	-
2012	5,343,180,300	4,335,900,000	-	4,335,900,000	1,007,280,300	-	-
2013	5,799,355,000	4,800,744,000	-	4,800,744,000	998,611,000	-	-
2014	6,314,933,000	5,295,798,000	-	5,295,798,000	1,019,135,000	-	-
2015	7,090,180,000	5,571,650,000	-	5,571,650,000	1,518,530,000	-	-
2016	7,091,671,000	5,200,262,000	-	5,200,262,000	1,891,409,000	-	-
2017	6,774,705,000	4,873,623,000	-	4,873,623,000	1,901,082,000	-	-
2018	7,070,427,632	5,190,335,632	-	5,190,335,632	1,880,092,000	-	-
2019	7,767,162,000	5,958,923,000	-	5,958,923,000	1,808,239,000	-	-
2020	9,215,191,000	7,335,099,000	-	7,335,099,000	1,880,092,000	-	-
2021	9,558,935,000	7,642,285,000	-	7,642,285,000	1,916,650,000	-	-
2022	10,486,168,000	8,671,228,000	-	8,671,228,000	1,814,940,000	-	-
2023	10,957,182,000	9,136,343,000	-	9,136,343,000	1,820,839,000	-	-

주 : 1) 결산기준

2) 2006년까지 지역재정 지원 국고지원금이 재정건전화특별법 만료로 2007년부터 총재정에 지원

3) 2007년부터 국민건강증진법 부칙 제 7 조 제 2 항에 의거 국민증진기금에서 지원받은 금액은 국민건강보험법 제 108 조 제 4 항의 각호의 사업에 지원함에 따라 지역 및 직장 배분금 구분 없음

Note : 1) Based on the Settlement of Accounts

2) Since the special act for financial stabilization expired on Dec.31, 2006, there has been no government subsidy on administration.

3) From 2007, According to the supplementary provision sub-section2 of article 7 in the Promotion Act, the amount received by the national National Health the national health promotion fund is provided for the projects each of which is specified in sub-section4 of article 108 in the national health insurance act. Therefore there is no distinction in the distribution funds between Ji-yeok(self-employed) and Jik-Jang(employee)



제III편


건강보험 진료현황

Benefits in Health Insurance

제1장

NHIS Service benefits

국민건강보험공단 진료현황

A decorative graphic featuring a large, thick gray ring in the center. Surrounding the ring are several icons and circles of varying sizes and shades of gray. At the top left, a small circular icon contains a bar chart and a line graph. At the top right, there are three small circles of different sizes. On the right side, a circular icon shows a document with a checklist and a pencil. At the bottom right, a small circle contains a magnifying glass. At the bottom, a circular icon depicts a clipboard with a checklist and a pencil. At the bottom left, a circular icon shows a target with an arrow in the bullseye. A vertical dotted line connects the target icon to the top-left icon. The background is white with scattered small gray circles.

건강보험 수가인상률

건강보험 수가인상률

(Rate of Adjustment for Medical Fee in the Insurance Scheme)

시 행 일 (The date of operation)	조 정 률 (%)	시 행 일 (The date of operation)	조 정 률 (%)
1979. 1. 1.	20.75	2001. 1. 1.	7.08
1979. 7. 1.	11.14	2002. 4. 1.	△2.90(인하)
1980. 5. 10.	19.38	2003. 1. 1.	2.97
1981. 6. 15.	16.60	2004. 1. 1.	2.65
1982. 6. 1.	7.10	2005. 1. 1.	2.99
1983.10. 1.	4.00	2006. 1. 1.	3.58
1985. 3. 1.	3.00	2007. 1. 1.	2.30
1986. 6. 1.	3.00	2008. 1. 1.	1.94
1988. 2. 15.	12.2	2009. 1. 1.	2.22
1989. 7. 1.	9.00	2010. 1. 1.	2.05
1990. 2. 1.	7.00	2011. 1. 1.	1.64
1991. 7. 1.	8.00	2012. 1. 1.	2.20
1992. 4. 1.	5.98	2013. 1. 1.	2.36
1993. 3. 1.	5.00	2014. 1. 1.	2.36
1994. 8. 1.	5.80	2015. 1. 1.	2.20
1995. 4. 1.	5.80	2016. 1. 1.	1.99
1995. 12. 10.	11.82	2017. 1. 1.	2.37
1997. 1. 6.	5.00	2018. 1. 1.	2.28
1997. 9. 1.	9.00	2019. 1. 1.	2.37
1998. 7. 1.	3.50	2020. 1. 1.	2.29
1999. 11. 15. (약가인하)	9.00	2021. 1. 1.	1.99
2000. 4. 1.	6.00	2022. 1. 1.	2.09
2000. 7. 1. (의약분업실시)	9.20	2023. 1. 1.	1.98
2000. 9.15.	6.50	2024. 1. 1.	1.98

요양기관 유형별 환산지수 (Unit Price by type of provider)

(단위 : %, 원)

시행일 (Date)	유형 (Type)	병원 (Hospital)	의원 (Clinic)	치과 (Dental)	한방 (Korean medicine)	약국 (Pharmacy)	보건기관 (Health center)	조산원 (Maternity center)
2014.1.	인상 (평균2.36%) 환산지수 (Unit Price)	1.9 68.8	3.0 72.2	2.7 75.8	2.6 74.4	2.8 72.8	2.7 71.0	2.9 110.0
2015.1.	인상 (평균2.20%) 환산지수 (Unit Price)	1.7 70.0	3.0 74.4	2.2 77.5	2.1 76.0	3.1 75.1	2.9 73.1	3.2 113.5
2016.1.	인상 (평균1.99%) 환산지수 (Unit Price)	1.4 71.0	2.9 76.6	1.9 79.0	2.2 77.7	3.0 77.4	2.5 74.9	3.2 117.1
2017.1.	인상 (평균2.37%) 환산지수 (Unit Price)	1.8 72.3	3.1 79.0	2.4 80.9	3.0 80.0	3.5 80.1	2.9 77.1	3.7 121.4
2018.1.	인상 (평균2.28%) 환산지수 (Unit Price)	1.7 73.5	3.1 81.4	2.7 83.1	2.9 82.3	2.9 82.4	2.8 79.3	3.4 125.5
2019.1.	인상 (평균2.37%) 환산지수 (Unit Price)	2.1 74.9	2.7 83.4	2.1 84.8	3.0 84.8	3.1 85.0	2.8 81.5	3.7 130.1
2020.1.	인상 (평균2.29%) 환산지수 (Unit Price)	1.7 76.2	2.9 85.8	3.1 87.4	3.0 87.3	3.5 88.0	2.8 83.8	3.9 135.2
2021.1.	인상 (평균1.99%) 환산지수 (Unit Price)	1.6 77.3	2.4 87.6	1.5 88.7	2.9 89.8	3.3 90.9	2.8 86.1	3.8 140.3
2022.1.	인상 (평균2.09%) 환산지수 (Unit Price)	1.4 78.4	3.0 90.2	2.2 90.7	3.1 92.6	3.6 94.2	2.8 88.5	4.1 146.1
2023.1.	인상 (평균1.98%) 환산지수 (Unit Price)	1.6 79.7	2.1 92.1	2.5 93.0	3.0 95.4	3.6 97.6	2.8 91.0	4.0 151.9
2024.1.	인상 (평균1.98%) 환산지수 (Unit Price)	1.9 81.2	1.6 93.6	3.2 96.0	3.6 98.8	1.7 99.3	2.7 93.5	4.5 158.7

제III-1표
Table III-1

연도별 보험
Benefits

구 분			2010	2011	2012	2013	2014
총 계 Total	건 수	Cases	1,255,867,542	1,280,066,253	1,363,271,451	1,368,207,434	1,393,912,709
	금 액	Amount	33,796,461,109	36,055,953,966	37,334,056,982	39,862,091,297	42,585,537,794
현물급여 Benefits in kind	건 수	Cases	1,255,244,822	1,279,231,642	1,362,392,695	1,367,252,386	1,393,024,966
	금 액	Amount	33,299,560,496	35,448,423,077	36,674,442,901	39,123,173,854	41,898,689,635
- 요양급여 Medical Benefits	건 수	Cases	1,230,276,703	1,252,312,986	1,333,954,447	1,338,043,942	1,361,389,868
	금 액	Amount	32,496,847,128	34,565,208,399	35,714,595,778	38,124,824,337	40,792,084,152
(본인부담액상한제 초과 사전급여) (Advance payments in the co-payment ceiling system)	건 수	Cases	(163,138)	(236,743)	(311,420)	(408,717)	(354,425)
	금 액	Amount	(85,003,560)	(115,788,104)	(147,807,057)	(187,699,372)	(158,245,621)
- 건강검진비 Physical check-ups costs	건 수	Cases	24,968,119	26,918,656	28,438,248	29,208,444	31,635,098
	금 액	Amount	802,713,368	883,214,678	959,847,123	998,349,517	1,106,605,483
현금급여 Cash benefits	건 수	Cases	622,720	834,611	878,756	955,048	887,743
	금 액	Amount	496,900,613	607,530,889	659,614,081	738,917,443	686,848,159
- 요양비 Medical care costs	건 수	Cases	63,402	75,027	88,361	106,348	115,440
	금 액	Amount	21,676,681	20,204,684	20,076,151	22,482,010	22,267,117
- 장제비 Funeral allowances	건 수	Cases	111	-	-	-	-
	금 액	Amount	27,750	-	-	-	-
- 본인부담액보상금 Compensation reimbursement	건 수	Cases	1,683	855	714	347	160
	금 액	Amount	241,413	149,446	120,532	52,984	25,926
- 장애인보조기기 Benefits for the appliances of the disabled	건 수	Cases	66,132	68,125	64,407	71,350	74,268
	금 액	Amount	28,902,450	27,180,231	27,362,806	32,306,026	34,240,129
(본인부담액상한제 초과 사후환급금) (Reimbursement in the co-payment ceiling system)	건 수	Cases	491,392	690,604	725,274	777,003	697,875
	금 액	Amount	326,838,077	393,557,912	401,644,555	446,439,435	395,595,662
- 임신·출산 진료비 Prenatal care costs	금 액	Amount	119,214,241	166,438,616	210,410,037	237,636,988	234,719,325

주 : 1) 지급일 기준 2) 반올림 관계로 총계와 내용의 합이 다를 수 있음
3) 가정산소(2006 년 신설), 출산비, 제 1 형당뇨병환자 소모성재료(2011.7 월 신설)는 요양비에 포함 4) 장제비는 2008.1.1. 폐지 됨
5) 본인부담상한제는 2004.7.1 신설, 사전급여는 요양급여비에 포함되어 현물급여로 구분, 사후환급금은 현금급여로 구분함
6) 임신·출산 진료비는 2008.12.15 신설,(예약금 형식으로 "건수" 불가) 정보원 예약금 출금일자 기준으로, 시도별 현금 급여 실적의 현황과 다를 수 있음

급여 지급현황

by Year

(단위 : 건, 천원)
Unit : Case, KRW 1,000

2015	2016	2017	2018	2019	2020	2021	2022	2023
1,389,266,897	1,434,276,197	1,452,720,186	1,475,254,622	1,516,941,079	1,321,183,845	1,306,717,932	1,478,729,112	1,562,138,181
45,729,938,090	50,890,665,831	54,624,888,007	61,669,514,244	68,715,480,990	69,351,401,274	74,606,633,465	81,525,988,634	89,434,006,419
1,388,116,877	1,432,779,303	1,451,009,006	1,473,168,078	1,514,027,614	1,317,518,831	1,302,312,440	1,474,128,155	1,557,024,142
44,581,972,903	49,705,464,669	53,321,691,838	60,141,057,023	66,830,816,220	67,103,361,385	71,992,388,049	78,709,374,775	86,510,660,557
1,353,836,231	1,395,962,679	1,413,292,773	1,434,845,372	1,472,554,923	1,277,721,439	1,259,810,453	1,429,673,359	1,512,027,314
43,340,393,641	48,323,906,801	51,822,512,049	58,583,552,245	65,167,410,487	65,474,196,860	70,165,433,687	76,724,969,984	84,443,600,769
(390,722)	(464,520)	(526,472)	(562,357)	(473,631)	(214,196)	(123,396)	(127,413)	(109,899)
(182,212,657)	(221,611,959)	(254,027,564)	(283,404,683)	(259,627,201)	(172,759,117)	(156,387,423)	(169,147,294)	(147,893,261)
34,280,646	36,816,624	37,716,233	38,322,706	41,472,691	39,797,392	42,501,987	44,454,796	44,996,828
1,241,579,262	1,381,557,868	1,499,179,789	1,557,504,778	1,663,405,733	1,629,164,525	1,826,954,362	1,984,404,791	2,067,059,788
1,150,020	1,496,894	1,711,180	2,086,544	2,913,465	3,665,014	4,405,492	4,600,957	5,114,039
1,147,965,187	1,185,201,162	1,303,196,169	1,528,457,221	1,884,664,770	2,248,039,889	2,614,245,416	2,816,613,859	2,923,345,862
144,492	466,895	632,313	791,250	1,159,889	1,563,868	1,787,784	2,126,432	2,466,539
23,617,200	53,948,767	76,793,610	100,389,220	145,949,997	183,815,874	213,670,293	254,632,412	293,634,149
-	-	-	-	-	-	-	-	-
-	-	-	-	-	-	-	-	-
10	2	2	-	5	-	-	-	-
882	842	171	-	488	-	-	-	-
83,077	131,731	129,193	137,685	131,564	105,599	115,959	124,110	134,075
46,323,900	110,073,298	106,487,216	119,224,002	110,539,182	85,230,494	88,607,150	91,919,753	93,216,808
922,441	898,266	949,672	1,157,609	1,622,007	1,995,547	2,501,749	2,350,415	2,513,425
847,908,064	805,816,234	933,075,369	1,120,055,969	1,430,919,177	1,779,998,631	2,158,317,023	2,135,198,133	2,249,201,037
230,115,141	215,362,021	186,839,803	188,788,030	197,255,926	198,994,890	153,650,950	334,863,561	287,293,868

Note : 1) Based on the payment month 2) Rounding error can exist

3) Home oxygen (newly established in 2006), childbirth expenses, and consumable materials for patients with type 1 diabetes (newly established in July 2011) are included in healthcare expenses.

4) Funeral costs were repealed on January 1, 2008.

5) The co-payment ceiling system has been introduced since July 1, 2004. Advance payments in the co-payment system are included in cash benefits expenditure.

6) Prenatal care costs has been added in benefits owing to the creation of prenatal benefit program on December 15, 2008.

It is based on the deposit withdrawal date of Social Security Information Service and it may be different from the state of paying benefits in cash at the provincial and municipal level.

제III-2표
Table III-2

시·군·구별 진료형태별
Service Benefits by District

구 분 Division				진료실인원수 Patients	입내원일수 Visits	요양급여일수 Reimbursed Days	진료비 (천원) Medical Expense (1,000won)	급여비 (천원) Benefit (1,000won)
서울 Seoul	계 Total	합계 S.T	Total	48,918,655	1,085,421,038	11,585,092,241	110,802,876,969	83,092,484,894
	소계 S.T	합계 S.T	Total	48,888,112	1,084,184,330	1,698,791,264	87,698,056,187	66,315,333,748
	-입원 I.P	-입원 I.P	I.P	7,332,944	135,288,531	217,070,567	38,692,996,769	31,383,026,215
	-외래 O.P	-외래 O.P	O.P	48,706,116	948,895,799	1,481,720,697	49,005,059,419	34,932,307,534
	약국 P	약국 P	P	46,916,852	540,379,154	9,886,300,977	23,104,820,782	16,777,151,145
	합계 S.T	합계 S.T	Total	8,928,615	192,368,640	2,069,807,023	19,498,844,166	14,546,615,156
	소계 S.T	소계 S.T	S.T	8,924,634	192,346,463	297,284,684	15,518,572,510	11,653,145,695
	-입원 I.P	-입원 I.P	I.P	1,109,193	16,612,126	29,393,376	5,978,013,991	4,893,562,786
	-외래 O.P	-외래 O.P	O.P	8,902,268	175,734,337	267,891,308	9,540,558,521	6,759,582,908
	약국 P	약국 P	P	8,532,988	93,755,205	1,772,522,339	3,980,271,653	2,893,469,461
종로구 Jongno-gu	합계 S-T	합계 S-T	Total	136,181	2,774,449	31,580,820	306,045,694	228,057,905
	소계 S-T	소계 S-T	S-T	136,114	2,774,202	4,333,790	246,293,842	184,614,879
	-입원 I.P	-입원 I.P	I.P	16,093	283,654	485,003	101,950,680	83,559,079
	-외래 O.P	-외래 O.P	O.P	135,740	2,490,548	3,848,787	144,343,161	101,055,800
중구 Jung-gu	합계 S-T	합계 S-T	Total	123,048	2,618,435	28,791,476	282,733,461	211,231,153
	소계 S-T	소계 S-T	S-T	122,960	2,618,181	4,159,825	227,871,980	171,340,165
	-입원 I.P	-입원 I.P	I.P	15,938	251,779	444,468	89,994,677	73,764,621
	-외래 O.P	-외래 O.P	O.P	122,572	2,366,402	3,715,357	137,877,303	97,575,545
용산구 Yongsan-gu	합계 S-T	합계 S-T	Total	116,750	1,231,080	24,631,651	54,861,480	39,890,988
	소계 S-T	소계 S-T	S-T	200,772	4,122,986	45,840,838	435,454,267	323,889,539
	-입원 I.P	-입원 I.P	I.P	200,674	4,122,611	6,576,151	348,742,412	260,773,465
	-외래 O.P	-외래 O.P	O.P	24,303	370,757	651,567	136,923,301	112,606,348
성동구 Seongdong-gu	합계 S-T	합계 S-T	Total	200,090	3,751,854	5,924,584	211,819,111	148,167,118
	소계 S-T	소계 S-T	S-T	190,241	1,927,634	39,264,687	86,711,855	63,116,074
	-입원 I.P	-입원 I.P	I.P	265,340	5,852,216	61,566,733	588,264,177	436,775,473
	-외래 O.P	-외래 O.P	O.P	265,095	5,851,384	8,967,825	468,690,807	349,831,743
광진구 Gwangjin-gu	합계 S-T	합계 S-T	Total	34,875	478,998	865,807	178,027,956	145,273,219
	소계 S-T	소계 S-T	S-T	264,396	5,372,386	8,102,018	290,662,851	204,558,524
	-입원 I.P	-입원 I.P	I.P	253,751	2,901,422	52,598,908	119,573,370	86,943,730
	-외래 O.P	-외래 O.P	O.P	322,390	6,697,878	70,822,624	669,666,472	496,147,455
동대문구 Dongdaemun-gu	합계 S-T	합계 S-T	Total	322,254	6,696,961	10,368,344	532,767,897	396,898,632
	소계 S-T	소계 S-T	S-T	36,974	524,371	950,978	197,883,374	160,836,357
	-입원 I.P	-입원 I.P	I.P	321,581	6,172,590	9,417,366	334,884,523	236,062,275
	-외래 O.P	-외래 O.P	O.P	307,767	3,333,052	60,454,280	136,898,576	99,248,823
중랑구 Jungnang-gu	합계 S-T	합계 S-T	Total	325,394	7,080,283	77,440,373	741,791,917	554,681,266
	소계 S-T	소계 S-T	S-T	325,252	7,079,606	11,418,961	591,613,109	445,751,486
	-입원 I.P	-입원 I.P	I.P	43,803	666,753	1,201,032	246,263,260	201,852,345
	-외래 O.P	-외래 O.P	O.P	324,383	6,412,853	10,217,929	345,349,850	243,899,142
성북구 Seongbuk-gu	합계 S-T	합계 S-T	Total	310,031	3,431,228	66,021,412	150,178,808	108,929,780
	소계 S-T	소계 S-T	S-T	353,400	8,292,597	89,571,857	846,555,743	636,682,857
	-입원 I.P	-입원 I.P	I.P	353,207	8,291,392	12,645,610	672,049,347	510,085,380
	-외래 O.P	-외래 O.P	O.P	50,581	767,553	1,385,274	271,808,149	223,458,403
강북구 Gangbuk-gu	합계 S-T	합계 S-T	Total	352,287	7,523,839	11,260,336	400,241,198	286,626,977
	소계 S-T	소계 S-T	S-T	339,666	4,076,813	76,926,247	174,506,396	126,597,477
	-입원 I.P	-입원 I.P	I.P	401,632	8,625,129	95,538,370	882,689,407	658,920,682
	-외래 O.P	-외래 O.P	O.P	401,408	8,624,320	13,302,016	697,794,516	524,614,508
도봉구 Dobong-gu	합계 S-T	합계 S-T	Total	52,513	757,736	1,377,739	279,167,848	228,327,975
	소계 S-T	소계 S-T	S-T	400,352	7,866,584	11,924,277	418,626,668	296,286,533
	-입원 I.P	-입원 I.P	I.P	384,055	4,247,468	82,236,354	184,894,890	134,306,174
	-외래 O.P	-외래 O.P	O.P	261,863	6,155,327	70,167,796	643,147,468	484,443,525
강서구 Gangseo-gu	합계 S-T	합계 S-T	Total	261,740	6,154,734	9,357,966	506,991,541	385,723,182
	소계 S-T	소계 S-T	S-T	37,388	614,413	1,067,872	210,801,309	172,308,916
	-입원 I.P	-입원 I.P	I.P	260,990	5,540,321	8,290,094	296,190,232	213,414,265
	-외래 O.P	-외래 O.P	O.P	251,180	2,954,779	60,809,830	136,155,927	98,720,343
서초구 Seocho-gu	합계 S-T	합계 S-T	Total	284,571	6,488,271	74,934,064	662,722,468	498,944,907
	소계 S-T	소계 S-T	S-T	284,455	6,487,453	9,950,008	516,935,357	392,995,279
	-입원 I.P	-입원 I.P	I.P	38,331	600,233	1,034,405	210,807,529	173,180,200
	-외래 O.P	-외래 O.P	O.P	283,693	5,887,220	8,915,603	306,127,828	219,815,079
강남구 Gangnam-gu	합계 S-T	합계 S-T	Total	273,348	3,150,666	64,984,056	145,787,110	105,949,628
	소계 S-T	소계 S-T	S-T					
	-입원 I.P	-입원 I.P	I.P					
	-외래 O.P	-외래 O.P	O.P					

주 : 1) 진료일 기준

2) 연도말 주민등록 주소지 기준

3) 반올림 관계로 합계와 내용의 합이 다를 수 있음

4) 약국의 처방조제 입내원일수는 합계의 입내원일수에서 제외함

진료현황(총계)

and Benefit Type (Total)

(단위 : 명, 일)

Unit : Person, Day

구 분 Division				진료실인원수 Patients	임내원일수 Visits	요양급여일수 Reimbursed Days	진료비 (천원) Medical Expense (1,000won)	급여비 (천원) Benefit (1,000won)
노 원 구 Nowon-gu	합 계	Total		459,239	10,071,804	110,813,186	1,002,720,173	755,858,856
	소 계	S-Total		459,036	10,070,795	15,217,210	787,711,113	599,499,301
	-입원	I.P		57,758	871,865	1,507,125	308,321,716	255,337,831
	-외래	O.P		457,926	9,198,930	13,710,085	479,389,397	344,161,471
	약 국	P		441,105	5,012,981	95,595,976	215,009,060	156,359,555
은 평 구 Eunpyeong-gu	합 계	Total		433,313	9,947,554	106,788,571	1,009,982,143	757,391,378
	소 계	S-Total		433,134	9,946,494	15,032,800	798,227,220	602,958,818
	-입원	I.P		54,885	856,190	1,484,048	306,823,195	250,855,594
	-외래	O.P		432,093	9,090,304	13,548,752	491,404,025	352,103,224
	약 국	P		416,104	4,825,469	91,755,771	211,754,923	154,432,560
서 대 문 구 Seodaemun-gu	합 계	Total		292,398	6,360,775	68,478,247	642,905,042	478,164,553
	소 계	S-Total		292,276	6,360,090	9,729,947	507,391,543	379,280,672
	-입원	I.P		33,720	571,197	974,957	196,261,140	159,899,584
	-외래	O.P		291,493	5,788,893	8,754,990	311,130,403	219,381,087
	약 국	P		278,741	3,091,833	58,748,300	135,513,499	98,883,881
마 포 구 Mapo-gu	합 계	Total		347,389	7,109,056	73,658,992	704,949,385	523,032,481
	소 계	S-Total		347,268	7,108,333	11,206,700	563,126,793	419,599,221
	-입원	I.P		36,919	583,619	1,012,813	204,722,868	166,756,414
	-외래	O.P		346,433	6,524,714	10,193,887	358,403,925	252,842,807
	약 국	P		331,036	3,473,628	62,452,292	141,822,592	103,433,260
양 천 구 Yangcheon-gu	합 계	Total		410,130	8,898,006	94,764,723	890,663,439	664,241,037
	소 계	S-Total		409,864	8,897,087	13,379,522	706,917,780	530,094,278
	-입원	I.P		50,050	749,555	1,331,028	278,065,384	226,901,373
	-외래	O.P		408,905	8,147,532	12,048,494	428,852,397	303,192,904
	약 국	P		393,658	4,403,035	81,385,201	183,745,659	134,146,759
강 서 구 Gangseo-gu	합 계	Total		525,331	11,332,145	119,538,823	1,147,488,994	855,770,287
	소 계	S-Total		525,187	11,331,013	16,935,851	913,691,607	685,281,458
	-입원	I.P		66,982	945,808	1,674,173	347,244,508	281,587,635
	-외래	O.P		523,833	10,385,205	15,261,678	566,447,099	403,693,822
	약 국	P		503,812	5,633,595	102,602,972	233,797,387	170,488,829
구 로 구 Guro-gu	합 계	Total		391,540	8,747,838	94,043,234	924,737,424	693,569,957
	소 계	S-Total		391,389	8,746,904	13,134,892	738,270,440	557,753,548
	-입원	I.P		54,379	848,849	1,505,548	309,461,309	253,054,748
	-외래	O.P		390,291	7,898,055	11,629,344	428,809,131	304,698,800
	약 국	P		375,158	4,368,042	80,908,342	186,466,984	135,816,409
금 천 구 Geumcheon-gu	합 계	Total		226,181	4,896,283	55,121,789	530,980,051	400,276,264
	소 계	S-Total		226,042	4,895,530	7,348,499	422,216,217	321,024,390
	-입원	I.P		32,737	508,852	919,590	178,999,650	147,036,398
	-외래	O.P		225,348	4,386,678	6,428,909	243,216,568	173,987,992
	약 국	P		216,847	2,475,570	47,773,290	108,763,833	79,251,874
영 등 포 구 Yeongdeungpo-gu	합 계	Total		378,861	8,005,270	84,882,518	832,753,010	622,237,712
	소 계	S-Total		378,714	8,004,202	12,063,658	668,020,183	502,682,483
	-입원	I.P		51,543	738,889	1,302,504	270,496,262	222,165,588
	-외래	O.P		377,671	7,265,313	10,761,154	397,523,921	280,516,895
	약 국	P		361,691	3,936,622	72,818,860	164,732,826	119,555,230
동 작 구 Dongjak-gu	합 계	Total		360,683	7,726,059	82,606,742	792,556,242	591,034,142
	소 계	S-Total		360,587	7,725,402	12,124,263	637,713,581	478,792,771
	-입원	I.P		43,893	654,542	1,153,115	248,648,420	204,750,353
	-외래	O.P		359,738	7,070,860	10,971,148	389,065,160	274,042,418
	약 국	P		344,266	3,673,599	70,482,479	154,842,662	112,241,370
관 약 구 Gwanak-gu	합 계	Total		454,048	9,379,496	98,534,978	960,936,789	721,538,162
	소 계	S-Total		453,902	9,378,415	14,817,053	772,672,968	585,009,799
	-입원	I.P		57,216	833,602	1,446,435	300,576,343	247,516,432
	-외래	O.P		452,792	8,544,813	13,370,618	472,096,624	337,493,367
	약 국	P		432,321	4,503,559	83,717,925	188,263,821	136,528,364
서 초 구 Seocho-gu	합 계	Total		391,470	7,973,083	85,021,922	784,918,423	576,209,343
	소 계	S-Total		391,253	7,972,206	12,821,429	630,286,625	464,063,486
	-입원	I.P		43,082	619,994	1,088,609	222,002,725	181,103,563
	-외래	O.P		390,342	7,352,212	11,732,820	408,283,900	282,959,923
	약 국	P		371,997	3,782,559	72,200,493	154,631,798	112,145,856

Note : 1) Based on the Treatment Month

2) Based on the resident place

3) Rounding error can exist

4) The visit days to drug store with prescription are excluded from the Total

제Ⅲ-2표
Table III-2

시·군·구별 진료형태별
Service Benefits by District

구 분 Division				진료실인원수 Patients	입내원일수 Visits	요양급여일수 Reimbursed Days	진료비 (천원) Medical Expense (1,000won)	급여비 (천원) Benefit (1,000won)
강 남 구 Gangnam-gu	합 계	Total		525,787	10,345,596	111,704,656	1,020,302,519	747,397,108
	소 계	S-Total		525,498	10,344,484	16,942,865	817,323,121	600,026,236
	-입원	I.P		54,807	768,618	1,406,873	274,431,564	223,277,321
	-외래	O.P		524,297	9,575,866	15,535,992	542,891,558	376,748,915
	약국	P		498,307	4,868,798	94,761,791	202,979,398	147,370,872
송 파 구 Songpa-gu	합 계	Total		623,239	13,173,060	136,947,906	1,258,118,796	931,203,075
	소 계	S-Total		623,042	13,171,167	20,396,103	998,998,519	742,795,532
	-입원	I.P		66,040	979,713	1,745,547	338,711,092	275,946,901
	-외래	O.P		621,708	12,191,454	18,650,556	660,287,427	466,848,630
	약국	P		596,134	6,500,168	116,551,803	259,120,278	188,407,543
강 동 구 Gangdong-gu	합 계	Total		434,415	9,695,044	100,645,785	935,760,662	698,916,039
	소 계	S-Total		434,283	9,693,497	15,053,396	746,253,992	561,654,983
	-입원	I.P		54,383	764,586	1,376,866	269,619,732	222,205,588
	-외래	O.P		433,314	8,928,911	13,676,530	476,634,261	339,449,395
	약국	P		416,935	4,684,508	85,592,389	189,506,669	137,261,056
부 산 Busan	합 계	Total		3,053,445	77,381,948	796,632,207	7,928,353,237	5,960,773,595
	소 계	S-Total		3,052,212	77,366,307	126,269,760	6,350,599,978	4,814,940,784
	-입원	I.P		517,463	12,818,072	18,507,674	3,088,847,222	2,481,548,717
	-외래	O.P		3,033,023	64,548,235	107,762,086	3,261,752,762	2,333,392,066
	약국	P		2,926,468	35,219,524	670,362,447	1,577,753,256	1,145,832,812
중 Jung-gu	합 계	Total		34,596	954,997	10,161,813	104,703,365	79,107,529
	소 계	S-Total		34,572	954,932	1,582,167	85,044,486	64,876,695
	-입원	I.P		6,214	194,205	265,126	45,829,625	36,926,239
	-외래	O.P		34,256	760,727	1,317,041	39,214,861	27,950,456
	약국	P		32,853	403,510	8,579,646	19,658,879	14,230,834
서 Seo-gu	합 계	Total		94,493	2,685,467	27,345,985	287,359,944	216,730,959
	소 계	S-Total		94,428	2,685,208	4,188,812	231,707,477	176,221,300
	-입원	I.P		17,192	515,684	714,741	120,698,827	96,974,070
	-외래	O.P		93,657	2,169,524	3,474,071	111,008,651	79,247,230
	약국	P		90,217	1,155,121	23,157,173	55,652,467	40,509,659
동 Dong-gu	합 계	Total		78,630	2,171,922	22,832,778	234,413,467	177,206,002
	소 계	S-Total		78,615	2,171,681	3,518,889	188,209,273	143,520,999
	-입원	I.P		15,034	430,755	596,756	100,991,560	81,313,565
	-외래	O.P		77,980	1,740,926	2,922,133	87,217,714	62,207,434
	약국	P		75,061	943,184	19,313,889	46,204,194	33,685,003
영 도 구 Yeongdo-gu	합 계	Total		95,073	2,931,797	30,061,971	317,331,771	240,547,064
	소 계	S-Total		95,012	2,931,568	4,675,819	255,636,898	195,625,535
	-입원	I.P		18,470	600,150	830,652	138,550,419	111,152,946
	-외래	O.P		94,067	2,331,418	3,845,167	117,086,480	84,472,589
	약국	P		91,121	1,260,342	25,386,152	61,694,873	44,921,529
부 산 진 구 Busanjin-gu	합 계	Total		331,616	8,325,392	85,835,814	868,579,491	652,223,177
	소 계	S-Total		331,533	8,324,478	13,950,234	697,174,442	527,941,377
	-입원	I.P		58,114	1,385,060	2,002,170	341,900,044	274,878,293
	-외래	O.P		329,437	6,939,418	11,948,064	355,274,397	253,063,084
	약국	P		317,316	3,752,953	71,885,580	171,405,049	124,281,800
동 래 구 Dongnae-gu	합 계	Total		254,434	6,384,082	64,584,976	630,073,619	472,147,122
	소 계	S-Total		254,375	6,383,358	10,545,734	504,940,511	381,740,238
	-입원	I.P		42,893	983,724	1,446,905	236,177,712	189,256,099
	-외래	O.P		252,860	5,399,634	9,098,829	268,762,799	192,484,139
	약국	P		244,064	2,907,499	54,039,242	125,133,107	90,406,884
남 Nam-gu	합 계	Total		239,082	6,193,664	63,381,487	625,614,339	469,978,891
	소 계	S-Total		239,020	6,193,251	10,271,789	502,546,513	380,552,641
	-입원	I.P		37,458	961,241	1,403,647	238,583,922	191,748,045
	-외래	O.P		237,632	5,232,010	8,868,142	263,962,591	188,804,596
	약국	P		228,860	2,770,525	53,109,698	123,067,826	89,426,250
북 Buk-gu	합 계	Total		249,101	6,071,496	63,986,482	620,147,996	463,741,911
	소 계	S-Total		248,998	6,069,708	9,951,594	495,042,907	372,866,691
	-입원	I.P		39,139	957,531	1,415,096	236,314,873	188,975,949
	-외래	O.P		247,541	5,112,177	8,536,498	258,728,034	183,890,742
	약국	P		238,784	2,779,032	54,034,888	125,105,089	90,875,220

- 주 : 1) 진료일 기준
2) 연도말 주민등록 주소지 기준
3) 반올림 관계로 합계와 내용의 합이 다를 수 있음
4) 약국의 처방조제 입내원일수는 합계의 입내원일수에서 제외함

진료현황(총계) <계속>

and Benefit Type (Total) <Cont'd>

(단위 : 명, 일)
Unit : Person, Day

구 분 Division				진료실인원수 Patients	임내원일수 Visits	요양급여일수 Reimbursed Days	진료비 (천원) Medical Expense (1,000won)	급여비 (천원) Benefit (1,000won)
해운대구 Haeundae-gu	합계	Total		354,175	8,714,282	91,014,809	878,165,911	660,523,855
	소계	S-Total		354,065	8,712,945	13,981,970	699,553,825	530,182,654
	-입원	I.P		56,412	1,336,338	1,927,367	323,933,938	260,578,399
	-외래	O.P		352,046	7,376,607	12,054,603	375,619,888	269,604,255
	약국	P		339,208	4,004,361	77,032,839	178,612,085	130,341,201
사하구 Saha-gu	합계	Total		273,084	7,051,376	73,436,224	743,412,048	560,328,532
	소계	S-Total		272,845	7,050,570	11,044,029	593,735,494	451,462,058
	-입원	I.P		49,551	1,262,315	1,814,413	297,221,404	239,039,175
	-외래	O.P		271,040	5,788,255	9,229,616	296,514,090	212,422,882
	약국	P		262,762	3,329,806	62,392,195	149,676,554	108,866,475
금정구 Geumjeong-gu	합계	Total		200,632	5,251,223	54,294,020	521,646,419	393,016,559
	소계	S-Total		200,547	5,250,386	8,561,970	417,153,160	317,087,057
	-입원	I.P		33,325	921,973	1,296,687	205,304,098	163,947,356
	-외래	O.P		199,108	4,328,413	7,265,283	211,849,062	153,139,701
	약국	P		191,760	2,336,193	45,732,050	104,493,259	75,929,502
강서구 Gangseo-gu	합계	Total		140,706	3,045,380	28,270,441	295,807,925	220,840,862
	소계	S-Total		140,660	3,044,592	4,633,920	235,800,528	177,365,412
	-입원	I.P		24,027	421,424	668,033	108,107,745	87,385,703
	-외래	O.P		140,076	2,623,168	3,965,887	127,692,784	89,979,709
	약국	P		135,577	1,576,390	23,636,521	60,007,397	43,475,450
연제구 Yeonje-gu	합계	Total		191,396	4,855,189	49,774,859	483,737,750	362,198,894
	소계	S-Total		191,341	4,854,803	7,991,411	385,994,763	291,345,984
	-입원	I.P		32,583	772,273	1,124,848	181,734,248	145,274,425
	-외래	O.P		190,214	4,082,530	6,866,563	204,260,515	146,071,559
	약국	P		183,667	2,186,118	41,783,448	97,742,987	70,852,910
수영구 Suyeong-gu	합계	Total		161,512	4,156,214	42,697,603	426,740,554	320,833,995
	소계	S-Total		161,421	4,155,881	7,238,622	345,238,590	261,698,055
	-입원	I.P		27,190	677,807	966,859	164,344,480	131,779,344
	-외래	O.P		160,386	3,478,074	6,271,763	180,894,110	129,918,711
	약국	P		154,010	1,750,708	35,458,981	81,501,964	59,135,940
사상구 Sasang-gu	합계	Total		186,498	4,661,050	49,993,562	499,146,649	374,758,830
	소계	S-Total		186,429	4,659,837	7,746,994	399,785,475	302,959,514
	-입원	I.P		32,853	810,715	1,174,841	202,044,492	162,790,618
	-외래	O.P		185,241	3,849,122	6,572,153	197,740,984	140,168,896
	약국	P		179,003	2,148,425	42,246,568	99,361,173	71,799,316
기장군 Gijang-gun	합계	Total		168,417	3,928,417	38,959,383	391,471,989	296,589,413
	소계	S-Total		168,351	3,923,109	6,385,806	313,035,636	239,494,574
	-입원	I.P		27,008	586,877	859,533	147,109,835	119,528,491
	-외래	O.P		167,482	3,336,232	5,526,273	165,925,802	119,966,083
	약국	P		162,205	1,915,357	32,573,577	78,436,353	57,094,839
대구 Daegu	합계	Total		2,211,728	50,615,629	543,054,375	5,037,156,783	3,778,356,972
	소계	S-T		2,211,111	50,609,114	75,494,294	3,966,985,668	3,000,225,643
	-입원	I.P		303,983	6,244,949	9,482,162	1,691,053,582	1,369,238,276
	-외래	O.P		2,202,572	44,364,165	66,012,132	2,275,932,083	1,630,987,367
	약국	P		2,125,210	25,705,606	467,560,081	1,070,171,117	778,131,330
중구 Jung-gu	합계	Total		83,241	1,833,303	19,190,666	185,759,813	139,728,328
	소계	S-Total		83,196	1,833,208	2,654,352	147,976,223	112,129,175
	-입원	I.P		11,687	241,990	361,555	63,805,672	51,775,255
	-외래	O.P		82,830	1,591,218	2,292,797	84,170,551	60,353,919
	약국	P		79,585	907,382	16,536,314	37,783,590	27,599,154
동구 Dong-gu	합계	Total		316,776	7,557,052	83,052,090	753,838,847	568,250,665
	소계	S-Total		316,680	7,556,255	11,494,944	586,571,052	446,603,948
	-입원	I.P		47,925	921,006	1,409,348	249,806,063	203,378,558
	-외래	O.P		315,444	6,635,249	10,085,596	336,764,989	243,225,391
	약국	P		305,008	3,899,431	71,557,146	167,267,795	121,646,716
서구 Seo-gu	합계	Total		147,809	3,847,389	42,832,672	402,246,120	304,156,592
	소계	S-Total		147,754	3,847,079	5,515,118	316,822,979	242,003,813
	-입원	I.P		22,451	574,061	839,099	150,513,780	121,847,397
	-외래	O.P		146,986	3,273,018	4,676,019	166,309,198	120,156,416
	약국	P		141,819	1,888,206	37,317,554	85,423,142	62,152,779

Note : 1) Based on the Treatment Month
2) Based on the resident place
3) Rounding error can exist
4) The visit days to drug store with prescription are excluded from the Total

제Ⅲ-2표
Table III-2

시·군·구별 진료형태별
Service Benefits by District

구 분 Division					진료실인원수 Patients	입내원일수 Visits	요양급여일수 Reimbursed Days	진료비 (천원) Medical Expense (1,000won)	급여비 (천원) Benefit (1,000won)
남	구	합 계	Total		123,725	3,070,177	34,585,245	324,055,736	244,277,450
	Nam-gu	소 계	S-Total		123,675	3,069,979	4,708,563	256,356,816	194,812,166
		-입원	I.P		18,471	447,881	659,356	117,091,705	94,511,316
		-외래	O.P		123,007	2,622,098	4,049,207	139,265,111	100,300,850
		약국	P		118,335	1,484,187	29,876,682	67,698,920	49,465,284
북	구	합 계	Total		394,257	8,690,299	92,808,511	857,511,692	643,673,546
	Buk-gu	소 계	S-Total		394,148	8,689,438	12,688,697	673,430,910	509,416,495
		-입원	I.P		52,678	1,036,812	1,586,899	281,773,223	228,474,418
		-외래	O.P		392,816	7,652,626	11,101,798	391,657,687	280,942,078
		약국	P		378,795	4,434,358	80,119,814	184,080,782	134,257,050
수성	구	합 계	Total		380,348	8,534,944	90,172,437	822,713,255	615,561,447
	Suseong-gu	소 계	S-Total		380,271	8,534,494	12,624,830	650,804,660	490,683,053
		-입원	I.P		46,668	975,833	1,463,708	259,355,273	209,639,838
		-외래	O.P		378,916	7,558,661	11,161,122	391,449,387	281,043,215
		약국	P		364,879	4,231,137	77,547,607	171,908,595	124,878,394
달서	구	합 계	Total		492,485	10,967,408	116,765,603	1,086,438,429	809,963,099
	Dalseo-gu	소 계	S-Total		492,359	10,966,616	16,063,431	856,759,737	643,445,572
		-입원	I.P		63,917	1,267,322	1,965,562	356,705,898	287,938,244
		-외래	O.P		490,665	9,699,294	14,097,869	500,053,838	355,507,328
		약국	P		473,937	5,676,482	100,702,172	229,678,692	166,517,527
달성	군	합 계	Total		251,112	5,484,274	55,369,364	530,336,862	396,605,650
	Dalseong-gun	소 계	S-Total		251,069	5,483,461	8,234,839	419,484,761	316,211,175
		-입원	I.P		35,884	658,884	1,020,414	180,761,293	146,476,948
		-외래	O.P		250,120	4,824,577	7,214,425	238,723,467	169,734,227
		약국	P		241,974	2,918,412	47,134,525	110,852,102	80,394,476
군위	군	합 계	Total		21,975	630,783	8,277,787	74,256,029	56,140,195
	Gunwi-gun	소 계	S-Total		21,959	628,584	1,509,520	58,778,530	44,920,246
		-입원	I.P		4,302	121,160	176,221	31,240,675	25,196,302
		-외래	O.P		21,788	507,424	1,333,299	27,537,855	19,723,943
		약국	P		20,878	266,011	6,768,267	15,477,499	11,219,950
인천	천	합 계	Total		2,847,205	60,721,146	645,965,091	6,271,575,514	4,706,889,849
	Incheon	소 계	S.T		2,845,940	60,706,892	92,912,404	4,965,519,219	3,759,605,307
		-입원	I.P		416,589	6,357,387	10,658,635	2,147,618,710	1,754,927,890
		-외래	O.P		2,837,760	54,349,505	82,253,769	2,817,900,509	2,004,677,417
		약국	P		2,736,352	31,190,282	553,052,687	1,306,056,293	947,284,541
중	구	합 계	Total		151,844	2,966,033	30,912,622	312,234,727	234,695,701
	Jung-gu	소 계	S-Total		151,731	2,965,500	4,625,751	247,379,993	187,816,332
		-입원	I.P		21,515	323,821	539,228	110,965,116	90,832,059
		-외래	O.P		151,261	2,641,679	4,086,523	136,414,877	96,984,272
		약국	P		145,546	1,536,793	26,286,871	64,854,734	46,879,369
동	구	합 계	Total		55,478	1,398,985	15,675,870	154,037,923	115,908,632
	Dong-gu	소 계	S-Total		55,405	1,398,864	2,139,565	121,786,946	92,801,131
		-입원	I.P		9,379	183,862	293,552	60,641,086	49,239,313
		-외래	O.P		55,214	1,215,002	1,846,013	61,145,860	43,561,819
		약국	P		53,405	681,153	13,536,305	32,250,977	23,107,500
미추홀	구	합 계	Total		378,820	8,507,277	92,745,594	917,010,117	691,719,497
	Michuhol -gu	소 계	S-Total		378,591	8,505,946	12,786,544	725,913,408	553,229,052
		-입원	I.P		59,884	1,013,778	1,636,270	335,713,306	273,981,961
		-외래	O.P		377,307	7,492,168	11,150,274	390,200,102	279,247,091
		약국	P		363,801	4,328,000	79,959,050	191,096,709	138,490,445
연수	구	합 계	Total		382,793	7,500,154	75,414,479	734,600,440	546,837,847
	Yeonsu-gu	소 계	S-Total		382,686	7,499,240	11,127,126	584,479,272	437,782,676
		-입원	I.P		49,805	648,579	1,124,396	230,503,090	187,615,880
		-외래	O.P		381,841	6,850,661	10,002,730	353,976,182	250,166,797
		약국	P		367,367	3,898,388	64,287,353	150,121,167	109,055,171
남동	구	합 계	Total		465,064	10,292,172	108,717,929	1,053,852,443	788,952,470
	Namdong-gu	소 계	S-Total		464,920	10,290,508	15,564,418	832,269,130	628,079,811
		-입원	I.P		64,124	1,040,176	1,743,763	350,645,322	285,257,051
		-외래	O.P		463,603	9,250,332	13,820,655	481,623,808	342,822,760
		약국	P		447,818	5,289,503	93,153,511	221,583,313	160,872,659

주 : 1) 진료일 기준
 2) 연도말 주민등록 주소지 기준
 3) 반올림 관계로 합계와 내용의 합이 다를 수 있음
 4) 약국의 처방조제 입내원일수는 합계의 입내원일수에서 제외함

진료현황(총계) <계속>

and Benefit Type (Total) <Cont'd>

(단위 : 명, 일)

Unit : Person, Day

구 분 Division				진료실인원수 Patients	입내원일수 Visits	요양급여일수 Reimbursed Days	진료비 (천원) Medical Expense (1,000won)	급여비 (천원) Benefit (1,000won)
부 평 구 Bupyeong-gu	합 계	Total		467,722	10,210,378	109,871,382	1,052,758,666	788,940,610
	소 계	S-Total		467,568	10,209,258	15,448,431	831,343,639	628,048,258
	-입원	I.P		64,855	1,040,231	1,720,444	349,547,114	285,680,370
	-외래	O.P		466,278	9,169,027	13,727,987	481,796,525	342,367,888
	약국	P		449,999	5,219,900	94,422,951	221,415,028	160,892,352
계 양 구 Gyeyang-gu	합 계	Total		261,911	5,847,691	62,967,204	595,601,546	448,898,640
	소 계	S-Total		261,784	5,846,811	8,480,144	470,032,704	357,707,541
	-입원	I.P		37,794	620,082	1,037,863	205,922,878	168,985,883
	-외래	O.P		261,059	5,226,729	7,442,281	264,109,826	188,721,658
	약국	P		252,223	2,903,192	54,487,060	125,568,841	91,191,099
서 구 Seo-gu	합 계	Total		599,998	12,052,348	122,603,948	1,202,372,172	902,961,807
	소 계	S-Total		599,762	12,050,647	17,542,377	955,076,382	723,689,248
	-입원	I.P		94,035	1,181,650	2,069,165	404,549,559	332,655,405
	-외래	O.P		598,073	10,868,997	15,473,212	550,526,823	391,033,843
	약국	P		577,701	6,424,622	105,061,571	247,295,790	179,272,559
강 화 군 Ganghwa-gun	합 계	Total		64,267	1,538,834	21,266,865	194,558,144	146,879,646
	소 계	S-Total		64,192	1,532,911	3,570,033	152,555,153	116,502,613
	-입원	I.P		11,645	234,973	373,248	74,357,548	60,639,134
	-외래	O.P		63,918	1,297,938	3,196,785	78,197,605	55,863,478
	약국	P		61,333	755,985	17,696,832	42,002,990	30,377,033
웅 진 군 Ongjin-gun	합 계	Total		19,308	407,274	5,789,198	54,549,336	41,094,999
	소 계	S-Total		19,301	407,207	1,628,015	44,682,592	33,948,645
	-입원	I.P		3,553	70,235	120,706	24,773,691	20,040,834
	-외래	O.P		19,206	336,972	1,507,309	19,908,901	13,907,811
	약국	P		17,159	152,746	4,161,183	9,866,744	7,146,354
광 주 Gwangju	합 계	Total		1,325,592	30,387,657	282,301,187	3,119,825,721	2,329,883,776
	소 계	S.T		1,325,126	30,382,209	45,184,628	2,532,292,336	1,903,807,477
	-입원	I.P		263,746	6,187,794	9,165,811	1,273,829,447	1,008,852,544
	-외래	O.P		1,318,425	24,194,415	36,018,817	1,258,462,891	894,954,934
	약국	P		1,265,518	13,983,178	237,116,559	587,533,385	426,076,299
동 구 Dong-gu	합 계	Total		99,039	2,501,325	24,034,699	258,391,737	193,847,841
	소 계	S-Total		99,007	2,501,098	3,763,511	208,103,476	157,252,565
	-입원	I.P		20,151	517,950	743,398	105,814,816	83,863,369
	-외래	O.P		98,385	1,983,148	3,020,113	102,288,661	73,389,197
	약국	P		94,390	1,119,361	20,271,188	50,288,261	36,595,275
서 구 Seo-gu	합 계	Total		263,577	6,023,643	56,902,755	621,562,764	462,752,832
	소 계	S-Total		263,508	6,023,250	9,013,316	504,669,628	378,117,525
	-입원	I.P		52,970	1,225,017	1,814,356	252,236,421	199,434,894
	-외래	O.P		262,137	4,798,233	7,198,960	252,433,207	178,682,631
	약국	P		251,499	2,735,914	47,889,439	116,893,136	84,635,307
남 구 Nam-gu	합 계	Total		195,015	4,755,967	46,599,754	497,315,676	372,913,078
	소 계	S-Total		194,960	4,755,611	7,185,469	400,742,616	302,553,733
	-입원	I.P		38,661	974,423	1,427,336	201,638,553	160,107,980
	-외래	O.P		193,868	3,781,188	5,758,133	199,104,063	142,445,753
	약국	P		186,356	2,143,422	39,414,285	96,573,060	70,359,346
북 구 Buk-gu	합 계	Total		388,854	9,154,038	85,150,730	946,209,899	707,526,647
	소 계	S-Total		388,693	9,152,803	13,558,781	769,998,322	579,649,936
	-입원	I.P		77,452	1,931,184	2,843,606	393,181,755	310,911,941
	-외래	O.P		386,719	7,221,619	10,715,175	376,816,567	268,737,996
	약국	P		371,238	4,172,581	71,591,949	176,211,577	127,876,711
광 산 구 Gwangsan-gu	합 계	Total		379,107	7,952,684	69,613,249	796,345,645	592,843,378
	소 계	S-Total		378,958	7,949,447	11,663,551	648,778,294	486,233,718
	-입원	I.P		74,512	1,539,220	2,337,115	320,957,902	254,534,360
	-외래	O.P		377,316	6,410,227	9,326,436	327,820,393	231,699,357
	약국	P		362,035	3,811,900	57,949,698	147,567,351	106,609,660
대 전 Daejeon	합 계	Total		1,358,150	30,500,668	319,468,867	2,931,094,573	2,205,126,683
	소 계	S.T		1,357,770	30,493,882	48,022,594	2,301,186,137	1,746,637,365
	-입원	I.P		194,387	3,215,103	5,087,443	968,554,099	788,177,138
	-외래	O.P		1,353,536	27,278,779	42,935,151	1,332,632,036	958,460,228
	약국	P		1,304,745	15,882,735	271,446,273	629,908,437	458,489,318

Note : 1) Based on the Treatment Month

2) Based on the resident place

3) Rounding error can exist

4) The visit days to drug store with prescription are excluded from the Total

제Ⅲ-2표
Table III-2

시·군·구별 진료형태별
Service Benefits by District

구 분 Division					진료실인원수 Patients	입내원일수 Visits	요양급여일수 Reimbursed Days	진료비 (천원) Medical Expense (1,000won)	급여비 (천원) Benefit (1,000won)
동	구	합	계	Total	202,064	5,001,381	53,902,773	490,347,156	370,489,597
	Dong-gu	소	계	S-Total	202,011	5,000,457	7,945,920	384,208,922	293,237,657
		-입원	원	I.P	30,038	580,240	887,075	169,768,965	137,708,621
		-외래	원	O.P	201,213	4,420,217	7,058,845	214,439,957	155,529,036
		약국	국	P	194,370	2,613,505	45,956,853	106,138,234	77,251,940
중	구	합	계	Total	206,996	5,107,534	56,470,524	508,946,336	384,816,480
	Jung-gu	소	계	S-Total	206,950	5,106,607	8,004,563	398,289,091	304,079,894
		-입원	원	I.P	31,573	606,855	919,001	176,128,599	142,782,955
		-외래	원	O.P	206,151	4,499,752	7,085,562	222,160,492	161,296,940
		약국	국	P	199,114	2,558,409	48,465,961	110,657,245	80,736,586
서	구	합	계	Total	437,648	9,461,327	98,206,834	899,635,505	674,646,545
	Seo-gu	소	계	S-Total	437,524	9,459,447	14,635,032	704,797,570	532,878,589
		-입원	원	I.P	59,430	927,482	1,487,026	286,568,056	233,331,092
		-외래	원	O.P	436,367	8,531,965	13,148,006	418,229,514	299,547,497
		약국	국	P	420,669	4,937,377	83,571,802	194,837,935	141,767,956
유성	구	합	계	Total	353,174	7,182,197	69,754,758	655,653,046	490,952,867
	Yuseong-gu	소	계	S-Total	353,083	7,180,406	11,397,382	519,706,083	391,930,209
		-입원	원	I.P	50,005	665,378	1,106,457	204,103,941	166,536,553
		-외래	원	O.P	352,143	6,515,028	10,290,925	315,602,141	225,393,656
		약국	국	P	337,967	3,776,038	58,357,376	135,946,963	99,022,658
대덕	구	합	계	Total	158,268	3,748,229	41,133,978	376,512,530	284,221,194
	Daedeok-gu	소	계	S-Total	158,202	3,746,965	6,039,697	294,184,471	224,511,016
		-입원	원	I.P	23,341	435,148	687,884	131,984,538	107,817,917
		-외래	원	O.P	157,662	3,311,817	5,351,813	162,199,932	116,693,099
		약국	국	P	152,625	1,997,406	35,094,281	82,328,060	59,710,178
울	산	합	계	Total	1,059,037	23,112,159	230,093,447	2,296,380,050	1,722,825,956
	Ulsan	소	계	S.T	1,058,817	23,110,553	35,978,281	1,850,536,784	1,400,483,746
		-입원	원	I.P	173,165	3,224,021	4,987,173	882,622,775	717,043,848
		-외래	원	O.P	1,054,001	19,886,532	30,991,108	967,914,008	683,439,899
		약국	국	P	1,016,333	11,485,335	194,115,166	445,843,266	322,342,210
중	구	합	계	Total	196,666	4,386,253	45,892,508	454,707,234	341,550,879
	Jung-gu	소	계	S-Total	196,628	4,386,008	6,722,513	365,291,459	276,839,985
		-입원	원	I.P	34,156	637,544	983,844	176,539,573	143,126,315
		-외래	원	O.P	195,777	3,748,464	5,738,669	188,751,886	133,713,670
		약국	국	P	188,838	2,171,027	39,169,995	89,415,775	64,710,894
남	구	합	계	Total	292,341	6,188,320	62,053,537	621,160,636	464,991,966
	Nam-gu	소	계	S-Total	292,290	6,187,901	9,677,911	501,234,210	378,364,270
		-입원	원	I.P	46,595	814,872	1,287,827	230,929,090	187,179,533
		-외래	원	O.P	291,064	5,373,029	8,390,084	270,305,120	191,184,738
		약국	국	P	279,748	3,057,616	52,375,626	119,926,426	86,627,696
동	구	합	계	Total	147,917	3,434,630	33,342,784	316,374,477	238,001,239
	Dong-gu	소	계	S-Total	147,880	3,434,360	5,399,818	254,302,918	193,130,900
		-입원	원	I.P	21,589	428,527	657,719	118,526,803	97,211,068
		-외래	원	O.P	147,242	3,005,833	4,742,099	135,776,115	95,919,832
		약국	국	P	142,231	1,689,451	27,942,966	62,071,559	44,870,339
북	구	합	계	Total	208,592	4,338,808	40,258,244	410,377,576	307,071,977
	Buk-gu	소	계	S-Total	208,553	4,338,556	6,821,019	332,760,905	250,983,522
		-입원	원	I.P	34,296	568,706	901,731	157,636,698	128,585,458
		-외래	원	O.P	207,688	3,769,850	5,919,288	175,124,206	122,398,064
		약국	국	P	200,816	2,243,789	33,437,225	77,616,671	56,088,455
울주	군	합	계	Total	213,521	4,764,148	48,546,374	493,760,127	371,209,895
	Ulju-gun	소	계	S-Total	213,466	4,763,728	7,357,020	396,947,292	301,165,069
		-입원	원	I.P	36,529	774,372	1,156,052	198,990,611	160,941,474
		-외래	원	O.P	212,230	3,989,356	6,200,968	197,956,681	140,223,595
		약국	국	P	204,700	2,323,452	41,189,354	96,812,835	70,044,826
세종	종	합	계	Total	375,668	7,790,860	73,210,178	700,864,546	524,619,139
	Sejong	소	계	S.T	375,426	7,767,708	11,398,466	552,148,232	416,181,292
		-입원	원	I.P	49,607	662,276	1,107,252	206,584,326	168,381,840
		-외래	원	O.P	374,359	7,105,432	10,291,214	345,563,906	247,799,452
		약국	국	P	361,802	4,272,362	61,811,712	148,716,313	108,437,847

주 : 1) 진료일 기준
2) 연도말 주민등록 주소지 기준
3) 반올림 관계로 합계와 내용의 합이 다를 수 있음
4) 약국의 처방조제 입내원일수는 합계의 입내원일수에서 제외함

진료현황(총계) <계속>

and Benefit Type (Total) <Cont'd>

(단위 : 명, 일)

Unit : Person, Day

구 분 Division				진료실인원수 Patients	임내원일수 Visits	요양급여일수 Reimbursed Days	진료비 (천원) Medical Expense (1,000won)	급여비 (천원) Benefit (1,000won)
경 기 Gyeonggi	합 계	Total		13,224,901	270,760,427	2,936,209,719	27,408,378,357	20,512,046,757
	소 계	S-Total		13,216,582	270,428,551	413,491,124	21,568,389,258	16,273,017,485
	-입원	I.P		1,793,980	25,305,769	44,206,275	8,691,004,217	7,117,100,346
	-외래	O.P		13,182,696	245,122,782	369,284,849	12,877,385,038	9,155,917,138
	약 국	P		12,705,329	141,978,010	2,522,718,595	5,839,989,103	4,239,029,273
수 원 시 장 안 구 Jangan-gu	합 계	Total		259,805	5,437,176	58,118,604	536,029,714	402,448,634
	소 계	S-Total		259,719	5,435,942	8,544,216	421,453,528	319,183,153
	-입원	I.P		31,904	491,469	839,282	167,445,852	136,537,756
	-외래	O.P		259,060	4,944,473	7,704,934	254,007,676	182,645,397
	약 국	P		249,470	2,803,957	49,574,388	114,576,186	83,265,481
수 원 시 권 선 구 Gwonseon-gu	합 계	Total		355,256	7,329,115	76,763,350	722,292,288	540,798,003
	소 계	S-Total		355,162	7,326,637	11,521,934	570,786,776	430,979,758
	-입원	I.P		48,184	644,323	1,153,957	226,376,314	184,442,366
	-외래	O.P		354,239	6,682,314	10,367,977	344,410,462	246,537,392
	약 국	P		341,485	3,880,581	65,241,416	151,505,512	109,818,245
수 원 시 팔 달 구 Paldal-gu	합 계	Total		194,133	4,092,175	42,926,558	414,058,175	310,478,312
	소 계	S-Total		194,006	4,091,104	6,557,864	329,337,987	248,791,685
	-입원	I.P		26,612	389,139	668,993	130,472,285	106,400,691
	-외래	O.P		193,449	3,701,965	5,888,871	198,865,702	142,390,993
	약 국	P		185,665	2,054,749	36,368,694	84,720,188	61,686,627
수 원 시 영 통 구 Yongtong-gu	합 계	Total		354,722	6,822,468	66,499,284	603,338,252	446,232,421
	소 계	S-Total		354,647	6,821,271	11,670,799	480,619,145	357,361,928
	-입원	I.P		40,684	474,564	858,367	166,566,011	135,892,975
	-외래	O.P		353,964	6,346,707	10,812,432	314,053,134	221,468,953
	약 국	P		340,299	3,555,268	54,828,485	122,719,107	88,870,493
성 남 시 수 정 구 Sujeong-gu	합 계	Total		225,820	5,029,351	53,919,030	493,735,149	369,925,495
	소 계	S-Total		225,729	5,028,092	7,468,266	389,742,237	294,580,404
	-입원	I.P		29,416	447,386	763,034	150,201,268	123,236,182
	-외래	O.P		225,162	4,580,706	6,705,232	239,540,970	171,344,221
	약 국	P		216,157	2,508,433	46,450,764	103,992,912	75,345,091
성 남 시 중 원 구 Jungwon-gu	합 계	Total		199,522	4,607,845	49,673,341	458,329,743	344,704,064
	소 계	S-Total		199,455	4,606,669	6,770,313	361,618,557	274,625,936
	-입원	I.P		27,455	438,875	737,531	146,239,967	120,170,473
	-외래	O.P		198,903	4,167,794	6,032,782	215,378,590	154,455,463
	약 국	P		191,766	2,295,924	42,903,028	96,711,185	70,078,128
성 남 시 분 당 구 Bundang-gu	합 계	Total		453,151	8,959,830	98,619,248	863,083,266	638,800,268
	소 계	S-Total		453,009	8,958,340	14,351,120	684,034,891	508,772,074
	-입원	I.P		48,865	695,140	1,201,444	242,757,551	199,213,601
	-외래	O.P		451,946	8,263,200	13,149,676	441,277,340	309,558,473
	약 국	P		432,002	4,301,943	84,268,128	179,048,375	130,028,194
의 정 부 시 Uijeongbu-si	합 계	Total		435,476	9,146,185	103,710,929	945,618,611	711,146,279
	소 계	S-Total		435,251	9,143,479	14,224,699	737,911,000	560,160,114
	-입원	I.P		61,176	827,028	1,452,788	293,569,143	240,330,966
	-외래	O.P		434,212	8,316,451	12,771,911	444,341,856	319,829,147
	약 국	P		419,809	4,878,410	89,486,230	207,707,612	150,986,165
안 양 시 만 안 구 Manan-gu	합 계	Total		221,312	4,858,002	54,164,423	520,401,825	393,107,926
	소 계	S-Total		221,181	4,857,083	7,542,058	412,136,192	314,140,666
	-입원	I.P		33,493	478,892	835,739	176,435,630	146,208,430
	-외래	O.P		220,515	4,378,191	6,706,319	235,700,562	167,932,236
	약 국	P		212,550	2,443,255	46,622,365	108,265,633	78,967,260
안 양 시 동 안 구 Dongan-gu	합 계	Total		302,930	6,325,342	65,987,400	608,241,045	452,080,450
	소 계	S-Total		302,842	6,324,449	9,319,603	483,133,272	361,319,283
	-입원	I.P		39,005	494,832	864,009	182,444,603	149,720,065
	-외래	O.P		302,065	5,829,617	8,455,594	300,688,670	211,599,218
	약 국	P		290,959	3,244,571	56,667,797	125,107,773	90,761,168
부 천 시 Bucheon-si	합 계	Total		755,415	16,447,242	179,470,537	1,698,583,909	1,268,689,850
	소 계	S-Total		755,178	16,444,846	24,417,171	1,339,352,830	1,007,531,887
	-입원	I.P		108,614	1,681,907	2,874,880	563,084,025	457,957,060
	-외래	O.P		752,978	14,762,939	21,542,291	776,268,805	549,574,827
	약 국	P		727,063	8,488,098	155,053,366	359,231,080	261,157,964

Note : 1) Based on the Treatment Month

2) Based on the resident place

3) Rounding error can exist

4) The visit days to drug store with prescription are excluded from the Total

제III-2표
Table III-2

시·군·구별 진료형태별
Service Benefits by District

구 분 Division			진료실인원수 Patients	입내원일수 Visits	요양급여일수 Reimbursed Days	진료비 (천원) Medical Expense (1,000won)	급여비 (천원) Benefit (1,000won)
광 명 시 Gwangmyeong-si	합 계	Total	270,158	6,004,739	62,729,783	601,916,360	449,829,936
	소 계	S-Total	270,005	6,003,902	8,957,004	476,792,993	359,031,397
	-입원	I.P	39,162	553,165	948,610	189,255,774	155,274,108
	-외래	O.P	269,219	5,450,737	8,008,394	287,537,219	203,757,289
평택 시 Pyeongtaek-si	약국	P	260,260	3,114,918	53,772,779	125,123,367	90,798,539
	합 계	Total	580,296	11,199,200	119,562,684	1,136,013,837	847,391,083
	소 계	S-Total	579,871	11,187,630	17,227,174	892,311,929	670,626,086
	-입원	I.P	85,319	1,079,387	1,934,215	366,952,807	297,973,351
동두천 시 Dongducheon-si	-외래	O.P	578,497	10,108,243	15,292,959	525,359,121	372,652,735
	약국	P	557,181	6,223,928	102,335,510	243,701,908	176,764,997
	합 계	Total	81,302	1,846,285	21,428,872	202,167,078	153,239,438
	소 계	S-Total	81,227	1,843,530	2,865,812	155,755,319	119,419,420
안산시 상록구 Sangnok-gu	-입원	I.P	12,390	224,190	362,408	69,063,433	56,376,450
	-외래	O.P	80,924	1,619,340	2,503,404	86,691,886	63,042,970
	약국	P	78,190	970,014	18,563,060	46,411,759	33,820,018
	합 계	Total	321,282	6,328,686	68,435,654	660,316,779	491,410,120
안산시 단원구 Danwon-gu	소 계	S-Total	321,168	6,326,364	8,867,618	519,978,630	389,663,294
	-입원	I.P	46,356	746,458	1,304,325	237,594,133	191,156,153
	-외래	O.P	320,259	5,579,906	7,563,293	282,384,496	198,507,141
	약국	P	308,187	3,363,311	59,568,036	140,338,149	101,746,827
고양시 덕양구 Deogyang-gu	합 계	Total	319,602	6,314,093	65,071,230	653,962,837	487,001,133
	소 계	S-Total	319,476	6,311,979	8,834,341	519,577,175	389,697,875
	-입원	I.P	48,903	750,788	1,285,996	237,081,072	191,405,899
	-외래	O.P	318,402	5,561,191	7,548,345	282,496,102	198,291,976
고양시 일산동구 Ilsandong-gu	약국	P	305,978	3,326,604	56,236,889	134,385,662	97,303,258
	합 계	Total	469,548	10,092,317	109,190,737	1,028,808,206	775,274,298
	소 계	S-Total	469,363	10,090,141	14,434,002	809,826,296	615,783,077
	-입원	I.P	64,014	900,197	1,534,914	322,977,586	268,800,604
고양시 일산서구 Ilsanseong-gu	-외래	O.P	468,022	9,189,944	12,899,088	486,848,709	346,982,473
	약국	P	451,728	5,195,546	94,756,735	218,981,910	159,491,221
	합 계	Total	276,703	5,501,859	63,234,882	569,900,634	427,855,001
	소 계	S-Total	276,554	5,501,041	8,234,470	448,309,501	339,300,045
고양시 일산서구 Ilsanseong-gu	-입원	I.P	34,633	526,308	882,545	182,008,198	151,094,161
	-외래	O.P	275,760	4,974,733	7,351,925	266,301,303	188,205,884
	약국	P	264,458	2,736,960	55,000,412	121,591,133	88,554,956
	합 계	Total	272,827	5,651,143	63,474,024	561,116,652	420,743,117
과천시 Gwacheon-si	소 계	S-Total	272,737	5,650,373	8,185,498	438,892,477	331,987,905
	-입원	I.P	33,707	505,223	848,618	171,615,088	142,018,457
	-외래	O.P	271,996	5,145,150	7,336,880	267,277,389	189,969,448
	약국	P	261,912	2,866,513	55,288,526	122,224,175	88,755,213
구리시 Guri-si	합 계	Total	78,557	1,587,138	15,443,624	145,206,723	107,493,394
	소 계	S-Total	78,538	1,587,032	2,368,195	116,567,675	86,688,453
	-입원	I.P	8,973	109,772	198,165	40,792,502	33,561,565
	-외래	O.P	78,345	1,477,260	2,170,030	75,775,173	53,126,887
남양주시 Namyangju-si	약국	P	74,851	790,289	13,075,429	28,639,048	20,804,941
	합 계	Total	176,715	3,865,803	42,149,722	387,704,011	290,623,710
	소 계	S-Total	176,639	3,864,995	5,880,435	304,130,094	230,002,365
	-입원	I.P	23,429	356,877	625,629	120,133,500	98,871,480
오산시 Osan-si	-외래	O.P	176,208	3,508,118	5,254,806	183,996,594	131,130,885
	약국	P	170,222	1,985,666	36,269,287	83,573,916	60,621,344
	합 계	Total	694,167	14,419,185	159,631,284	1,493,831,456	1,120,444,473
	소 계	S-Total	693,871	14,416,252	21,995,553	1,167,850,248	883,443,089
오산시 Osan-si	-입원	I.P	98,191	1,356,800	2,442,609	460,743,300	377,019,159
	-외래	O.P	692,347	13,059,452	19,552,944	707,106,948	506,423,931
	약국	P	668,858	7,599,844	137,635,731	325,981,209	237,001,384
	합 계	Total	228,043	4,301,505	44,924,409	426,210,426	319,128,298
오산시 Osan-si	소 계	S-Total	227,899	4,296,953	6,728,501	336,442,104	254,428,068
	-입원	I.P	31,531	380,155	718,490	137,854,659	113,727,891
	-외래	O.P	227,486	3,916,798	6,010,011	198,587,445	140,700,177
	약국	P	218,951	2,356,639	38,195,908	89,768,322	64,700,230

주 : 1) 진료일 기준
2) 연도말 주민등록 주소지 기준
3) 반올림 관계로 합계와 내용의 합이 다를 수 있음
4) 약국의 처방조제 입내원일수는 합계의 입내원일수에서 제외함

진료현황(총계) <계속>

and Benefit Type (Total) <Cont'd>

(단위 : 명, 일)

Unit : Person, Day

구 분 Division				진료실인원수 Patients	입내원일수 Visits	요양급여일수 Reimbursed Days	진료비 (천원) Medical Expense (1,000won)	급여비 (천원) Benefit (1,000won)
시 흥 시 Siheung-si	합 계	Total		527,297	10,383,847	105,506,632	1,070,124,913	799,529,972
	소 계	S-Total		527,083	10,381,459	15,283,369	849,506,120	639,502,240
	-입원	I.P		76,923	1,053,790	1,811,202	362,908,853	294,755,959
	-외래	O.P		525,673	9,327,669	13,472,167	486,597,268	344,746,281
	약국	P		507,740	5,684,517	90,223,263	220,618,793	160,027,731
군 포 시 Gunpo-si	합 계	Total		251,198	5,279,026	57,167,838	531,388,249	398,786,083
	소 계	S-Total		251,132	5,277,774	8,225,669	420,263,948	318,145,378
	-입원	I.P		32,407	469,417	809,602	171,386,947	142,089,137
	-외래	O.P		250,535	4,808,357	7,416,067	248,877,001	176,056,240
	약국	P		241,009	2,692,675	48,942,169	111,124,302	80,640,705
의 왕 시 Uiwang-si	합 계	Total		153,459	3,219,360	35,051,583	322,986,456	241,319,774
	소 계	S-Total		153,434	3,218,778	4,843,772	255,935,556	192,558,918
	-입원	I.P		20,895	286,571	503,189	103,895,106	85,222,852
	-외래	O.P		153,051	2,932,207	4,340,583	152,040,450	107,336,066
	약국	P		147,477	1,665,055	30,207,811	67,050,900	48,760,856
하 남 시 Hanam-si	합 계	Total		317,283	6,934,315	68,640,144	655,884,474	489,014,398
	소 계	S-Total		317,196	6,932,764	10,516,720	519,809,196	390,369,951
	-입원	I.P		38,858	511,334	931,708	178,185,594	146,521,644
	-외래	O.P		316,517	6,421,430	9,585,012	341,623,602	243,848,307
	약국	P		306,227	3,599,217	58,123,424	136,075,278	98,644,447
용 인 시 처 인 구 cheoin-gu	합 계	Total		255,916	5,064,133	58,480,020	556,130,666	414,884,831
	소 계	S-Total		255,730	5,056,661	7,535,732	436,187,153	328,078,145
	-입원	I.P		38,809	553,180	994,195	188,136,152	152,355,399
	-외래	O.P		254,974	4,503,481	6,541,537	248,051,001	175,722,746
	약국	P		245,181	2,642,758	50,944,288	119,943,513	86,806,686
용 인 시 기 흥 구 Giheung-gu	합 계	Total		418,726	8,172,316	92,737,304	819,774,695	610,033,793
	소 계	S-Total		418,553	8,170,132	12,622,115	645,147,899	483,509,341
	-입원	I.P		49,137	699,952	1,246,628	245,148,399	200,545,895
	-외래	O.P		417,614	7,470,180	11,375,487	399,999,499	282,963,446
	약국	P		401,614	4,134,338	80,115,189	174,626,796	126,524,452
용 인 시 수 지 구 Suji-gu	합 계	Total		363,649	7,356,599	78,869,260	688,866,702	511,422,989
	소 계	S-Total		363,551	7,354,568	11,024,815	540,985,524	403,688,152
	-입원	I.P		37,725	530,904	940,026	188,120,292	153,741,477
	-외래	O.P		362,801	6,823,664	10,084,789	352,865,232	249,946,676
	약국	P		349,355	3,753,833	67,844,445	147,781,177	107,734,837
파 주 시 Paju-si	합 계	Total		477,884	9,668,706	106,012,325	1,006,915,138	759,682,199
	소 계	S-Total		477,656	9,662,217	14,583,853	791,310,363	603,031,973
	-입원	I.P		65,834	1,027,268	1,730,914	336,046,954	278,507,589
	-외래	O.P		476,249	8,634,949	12,852,939	455,263,409	324,524,385
	약국	P		459,314	5,033,252	91,428,472	215,604,775	156,650,226
이 천 시 Icheon-si	합 계	Total		215,376	4,229,608	47,847,633	430,096,574	323,080,259
	소 계	S-Total		214,292	4,144,956	7,066,220	334,673,851	254,236,467
	-입원	I.P		27,228	446,429	759,284	141,484,773	115,730,105
	-외래	O.P		213,715	3,698,527	6,306,936	193,189,078	138,506,362
	약국	P		206,997	2,343,285	40,781,413	95,422,723	68,843,792
안 성 시 Anseong-si	합 계	Total		190,168	3,897,369	44,814,774	417,003,862	311,477,132
	소 계	S-Total		189,456	3,852,978	5,978,962	325,711,867	245,537,271
	-입원	I.P		26,470	444,864	761,437	145,416,857	118,098,617
	-외래	O.P		188,989	3,408,114	5,217,525	180,295,009	127,438,653
	약국	P		182,731	2,157,404	38,835,812	91,291,996	65,939,862
김 포 시 Gimpo-si	합 계	Total		476,722	9,682,120	101,241,329	996,421,897	749,895,040
	소 계	S-Total		476,428	9,675,384	13,423,265	785,767,723	597,011,862
	-입원	I.P		71,347	889,476	1,559,481	322,930,780	266,961,354
	-외래	O.P		475,157	8,785,908	11,863,784	462,836,943	330,050,508
	약국	P		459,112	5,347,710	87,818,064	210,654,174	152,883,178
화 성 시 Hwaseong-si	합 계	Total		952,061	17,831,701	180,247,431	1,716,302,140	1,282,258,130
	소 계	S-Total		951,398	17,805,918	29,102,122	1,354,120,341	1,019,094,591
	-입원	I.P		126,777	1,421,759	2,603,974	516,011,531	423,696,761
	-외래	O.P		949,335	16,384,159	26,498,148	838,108,810	595,397,830
	약국	P		915,482	9,922,570	151,145,309	362,181,799	263,163,539

Note : 1) Based on the Treatment Month

2) Based on the resident place

3) Rounding error can exist

4) The visit days to drug store with prescription are excluded from the Total

제III-2표
Table III-2

시·군·구별 진료형태별
Service Benefits by District

구 분 Division			진료실인원수 Patients	입내원일수 Visits	요양급여일수 Reimbursed Days	진료비 (천원) Medical Expense (1,000won)	급여비 (천원) Benefit (1,000won)
광 주 시 Gwangju-si	합 계	Total	379,743	7,548,081	88,161,202	787,348,217	588,183,570
	소 계	S-Total	379,509	7,535,815	11,985,519	612,972,072	462,253,543
	-입원	I.P	53,523	689,009	1,238,052	244,135,845	199,683,938
	-외래	O.P	378,626	6,846,806	10,747,467	368,836,227	262,569,605
	약 국	P	364,755	3,962,872	76,175,683	174,376,146	125,930,027
양 주 시 Yangju-si	합 계	Total	256,250	5,235,686	58,160,168	536,710,494	403,561,546
	소 계	S-Total	256,045	5,222,406	7,860,996	417,083,184	316,527,927
	-입원	I.P	37,075	477,822	851,421	167,818,936	137,187,547
	-외래	O.P	255,414	4,744,584	7,009,575	249,264,248	179,340,380
	약 국	P	247,296	2,858,281	50,299,172	119,627,310	87,033,618
포 천 시 Pocheon-si	합 계	Total	139,798	2,826,726	37,198,705	329,720,486	247,993,423
	소 계	S-Total	139,729	2,825,728	4,545,431	253,428,541	192,790,474
	-입원	I.P	20,684	336,819	584,357	114,694,644	93,906,011
	-외래	O.P	139,318	2,488,909	3,961,074	138,733,897	98,884,464
	약 국	P	133,742	1,519,353	32,653,274	76,291,945	55,202,948
여 주 군 Yeoju-gun	합 계	Total	108,445	2,435,910	28,372,518	254,410,639	190,839,373
	소 계	S-Total	107,924	2,390,091	3,918,708	198,320,608	150,131,725
	-입원	I.P	16,058	299,933	497,613	88,262,965	71,425,640
	-외래	O.P	107,534	2,090,158	3,421,095	110,057,644	78,706,085
	약 국	P	103,891	1,276,589	24,453,810	56,090,030	40,707,648
연 천 군 Yeoncheon-gun	합 계	Total	38,854	882,195	11,580,571	101,865,353	77,133,725
	소 계	S-Total	38,839	882,001	1,352,863	78,478,032	60,187,841
	-입원	I.P	6,638	126,212	209,104	37,211,153	30,123,024
	-외래	O.P	38,695	755,789	1,143,759	41,266,879	30,064,818
	약 국	P	37,373	441,773	10,227,708	23,387,322	16,945,884
가 평 군 Gapyeong-gun	합 계	Total	58,005	1,303,725	16,784,092	151,631,932	114,793,622
	소 계	S-Total	57,978	1,302,644	2,096,113	116,306,914	89,086,082
	-입원	I.P	9,040	155,060	270,314	52,700,898	43,187,342
	-외래	O.P	57,800	1,147,584	1,825,799	63,606,016	45,898,740
	약 국	P	55,630	666,981	14,687,979	35,325,019	25,707,540
양 평 군 Yangpyeong-gun	합 계	Total	117,325	2,642,320	34,206,581	303,928,494	229,311,195
	소 계	S-Total	117,122	2,618,173	4,558,234	235,819,510	179,757,642
	-입원	I.P	16,536	333,095	567,226	104,842,837	85,970,212
	-외래	O.P	116,741	2,285,078	3,991,008	130,976,673	93,787,430
	약 국	P	112,402	1,290,126	29,648,347	68,108,984	49,553,553
강 원 Gangwon	합 계	Total	1,430,831	29,993,649	373,121,479	3,289,440,474	2,474,201,872
	소 계	S-Total	1,425,006	29,568,336	52,691,189	2,547,149,813	1,935,983,781
	-입원	I.P	212,493	3,489,305	6,373,782	1,166,225,243	952,755,922
	-외래	O.P	1,420,978	26,079,031	46,317,407	1,380,924,573	983,227,858
	약 국	P	1,370,050	15,302,235	320,430,290	742,290,661	538,218,088
춘 천 시 Chuncheon-si	합 계	Total	267,274	5,511,181	65,154,238	584,807,492	443,642,524
	소 계	S-Total	266,052	5,419,555	8,516,936	453,996,737	348,157,572
	-입원	I.P	38,485	553,227	937,654	197,892,967	164,680,149
	-외래	O.P	265,333	4,866,328	7,579,282	256,103,770	183,477,424
	약 국	P	255,751	2,824,293	56,637,302	130,810,755	95,484,952
원 주 시 Wonju-si	합 계	Total	339,515	6,815,175	77,813,198	707,445,108	528,569,119
	소 계	S-Total	338,302	6,713,226	10,737,854	552,520,735	416,120,996
	-입원	I.P	47,130	715,025	1,280,703	237,963,352	193,591,933
	-외래	O.P	337,478	5,998,201	9,457,151	314,557,383	222,529,063
	약 국	P	326,225	3,581,106	67,075,344	154,924,373	112,448,123
강 릉 시 Gangneung-si	합 계	Total	195,901	3,859,648	50,804,612	432,821,294	324,598,977
	소 계	S-Total	194,337	3,761,660	6,127,134	332,970,676	252,314,143
	-입원	I.P	27,075	392,071	769,988	142,543,183	116,149,483
	-외래	O.P	193,852	3,369,589	5,357,146	190,427,494	136,164,661
	약 국	P	187,958	1,971,879	44,677,478	99,850,618	72,284,833
동 해 시 Donghae-si	합 계	Total	82,614	1,807,050	21,604,387	187,857,190	140,820,089
	소 계	S-Total	82,547	1,805,113	3,047,554	142,590,325	108,241,654
	-입원	I.P	11,630	218,707	411,133	64,006,110	51,972,380
	-외래	O.P	82,281	1,586,406	2,636,421	78,584,216	56,269,274
	약 국	P	79,583	944,501	18,556,833	45,266,865	32,578,434

주 : 1) 진료일 기준
2) 연도말 주민등록 주소지 기준
3) 반올림 관계로 합계와 내용의 합이 다를 수 있음
4) 약국의 처방조제 입내원일수는 합계의 입내원일수에서 제외함

진료현황(총계) <계속>

and Benefit Type (Total) <Cont'd>

(단위 : 명, 일)

Unit : Person, Day

구 분 Division				진료실인원수 Patients	임내원일수 Visits	요양급여일수 Reimbursed Days	진료비 (천원) Medical Expense (1,000won)	급여비 (천원) Benefit (1,000won)
태백시 Taebaek-si	합계	Total		35,767	855,752	10,878,428	94,489,482	70,974,598
	소계	S-Total		35,703	853,998	1,618,148	73,248,919	55,717,577
	-입원	I.P		5,964	125,868	276,873	37,878,604	30,659,581
	-외래	O.P		35,555	728,130	1,341,275	35,370,314	25,057,996
	약국	P		34,223	438,098	9,260,280	21,240,563	15,257,021
속초시 Sokcho-si	합계	Total		75,838	1,611,731	18,889,383	169,178,493	127,294,771
	소계	S-Total		75,267	1,572,032	2,328,116	130,906,965	99,596,529
	-입원	I.P		10,102	183,057	337,466	59,767,209	48,735,675
	-외래	O.P		75,082	1,388,975	1,990,650	71,139,756	50,860,854
	약국	P		73,044	878,492	16,561,267	38,271,528	27,698,242
삼척시 Samcheok-si	합계	Total		58,463	1,313,110	16,621,865	151,027,717	113,369,916
	소계	S-Total		58,377	1,306,664	2,660,897	115,285,114	87,684,509
	-입원	I.P		10,970	196,036	352,419	58,704,983	47,641,018
	-외래	O.P		58,140	1,110,628	2,308,478	56,580,131	40,043,491
	약국	P		55,986	640,419	13,960,968	35,742,603	25,685,407
홍천군 Hongcheon-gun	합계	Total		63,554	1,442,670	19,339,762	168,318,862	127,535,417
	소계	S-Total		63,411	1,431,552	2,887,599	131,112,835	100,593,537
	-입원	I.P		10,305	185,594	319,268	64,476,517	52,904,425
	-외래	O.P		63,238	1,245,958	2,568,331	66,636,319	47,689,111
	약국	P		60,679	697,233	16,452,163	37,206,026	26,941,880
횡성군 Hoengseong-gun	합계	Total		44,185	1,024,763	13,732,418	123,082,566	92,386,140
	소계	S-Total		44,034	1,008,707	1,946,506	95,332,335	72,220,504
	-입원	I.P		7,526	136,792	248,456	46,380,379	37,378,342
	-외래	O.P		43,923	871,915	1,698,050	48,951,956	34,842,162
	약국	P		42,491	486,835	11,785,912	27,750,231	20,165,636
영월군 Yeongwol-gun	합계	Total		35,079	797,514	11,251,669	97,624,117	73,400,397
	소계	S-Total		35,002	790,036	1,585,426	75,005,583	57,082,219
	-입원	I.P		5,898	117,571	216,062	38,407,819	31,318,335
	-외래	O.P		34,886	672,465	1,369,364	36,597,764	25,763,884
	약국	P		33,800	410,110	9,666,243	22,618,534	16,318,178
평창군 Pyeongchang-gun	합계	Total		38,646	819,222	12,071,715	99,109,496	74,208,014
	소계	S-Total		38,469	800,708	2,267,831	77,330,183	58,463,549
	-입원	I.P		6,135	116,374	214,693	38,135,336	30,843,839
	-외래	O.P		38,321	684,334	2,053,138	39,194,847	27,619,710
	약국	P		36,299	362,629	9,803,884	21,779,313	15,744,465
정선군 Jeongseon-gun	합계	Total		32,011	682,895	9,683,465	82,746,667	62,046,083
	소계	S-Total		31,862	672,989	2,834,181	66,436,598	50,221,120
	-입원	I.P		5,282	103,179	218,892	33,745,316	27,363,791
	-외래	O.P		31,731	569,810	2,615,289	32,691,282	22,857,328
	약국	P		28,914	260,942	6,849,284	16,310,069	11,824,963
철원군 Chorwon-gun	합계	Total		38,780	827,076	10,634,369	91,983,254	69,230,234
	소계	S-Total		38,703	826,851	1,465,348	70,628,467	53,752,079
	-입원	I.P		6,286	113,784	191,707	34,208,269	27,744,987
	-외래	O.P		38,578	713,067	1,273,641	36,420,198	26,007,092
	약국	P		37,050	427,339	9,169,021	21,354,787	15,478,155
화천군 Hwacheon-gun	합계	Total		21,597	449,840	6,002,115	51,807,462	39,399,653
	소계	S-Total		21,552	448,547	724,079	39,778,758	30,656,222
	-입원	I.P		3,535	55,388	94,798	19,442,501	16,047,141
	-외래	O.P		21,490	393,159	629,281	20,336,257	14,609,081
	약국	P		20,633	232,436	5,278,036	12,028,705	8,743,431
양구군 Yanggu-gun	합계	Total		19,660	402,965	5,232,831	44,521,193	33,561,722
	소계	S-Total		19,644	402,212	720,978	33,816,959	25,768,660
	-입원	I.P		3,194	46,425	83,396	16,095,709	13,316,345
	-외래	O.P		19,607	355,787	637,582	17,721,250	12,452,314
	약국	P		18,859	220,976	4,511,853	10,704,234	7,793,062
인제군 Inje-gun	합계	Total		30,116	605,236	7,697,864	67,577,394	51,184,118
	소계	S-Total		30,104	604,432	1,095,277	52,293,959	40,043,325
	-입원	I.P		5,038	74,822	133,968	25,654,653	21,141,239
	-외래	O.P		30,024	529,610	961,309	26,639,306	18,902,085
	약국	P		28,712	313,886	6,602,587	15,283,436	11,140,793

Note : 1) Based on the Treatment Month

2) Based on the resident place

3) Rounding error can exist

4) The visit days to drug store with prescription are excluded from the Total

제Ⅲ-2표
Table III-2

시·군·구별 진료형태별
Service Benefits by District

구 분 Division			진료실인원수 Patients	입내원일수 Visits	요양급여일수 Reimbursed Days	진료비 (천원) Medical Expense (1,000won)	급여비 (천원) Benefit (1,000won)
고 성 군 Goseong-gun	합 계	Total	25,907	602,868	7,834,880	68,322,134	51,641,279
	소 계	S-Total	25,860	599,893	1,162,490	52,855,320	40,423,483
	-입원	I.P	3,969	80,958	147,371	25,866,124	20,923,871
	-외래	O.P	25,768	518,935	1,015,119	26,989,197	19,499,613
	약국	P	24,792	315,032	6,672,390	15,466,813	11,217,795
양 양 군 Yangyang-gun	합 계	Total	25,924	564,953	7,874,280	66,720,553	50,338,821
	소 계	S-Total	25,780	550,161	964,835	51,039,345	38,926,103
	-입원	I.P	3,969	74,427	138,935	25,056,212	20,343,388
	-외래	O.P	25,691	475,734	825,900	25,983,133	18,582,715
	약국	P	25,051	296,029	6,909,445	15,681,208	11,412,718
충 북 Chungbuk	합 계	Total	1,532,929	33,956,903	378,054,712	3,473,777,125	2,616,200,548
	소 계	S-T	1,531,410	33,852,684	56,809,762	2,721,684,109	2,071,684,497
	-입원	I.P	230,623	3,905,265	6,399,052	1,206,108,832	980,615,126
	-외래	O.P	1,526,316	29,947,419	50,410,710	1,515,765,276	1,091,069,373
	약국	P	1,475,025	17,855,039	321,244,950	751,903,016	544,516,050
청 주 시 상 당 구 Sangdang-gu	합 계	Total	189,348	4,170,273	43,670,543	407,958,992	307,773,934
	소 계	S-Total	189,119	4,151,027	6,468,578	321,566,540	245,161,096
	-입원	I.P	28,198	407,627	680,978	140,030,299	114,580,455
	-외래	O.P	188,584	3,743,400	5,787,600	181,536,241	130,580,640
	약국	P	182,611	2,222,829	37,201,965	86,392,452	62,612,838
청 주 시 서 원 구 Seowon-gu	합 계	Total	176,644	3,865,037	41,174,039	377,334,138	283,638,653
	소 계	S-Total	176,502	3,855,354	5,989,485	296,299,375	224,977,879
	-입원	I.P	24,596	387,382	643,376	126,614,247	102,911,618
	-외래	O.P	176,022	3,467,972	5,346,109	169,685,128	122,066,262
	약국	P	170,008	2,016,481	35,184,554	81,034,763	58,660,773
청 주 시 흥 덕 구 Heungdeok-gu	합 계	Total	266,291	5,310,492	53,921,263	509,798,511	382,817,210
	소 계	S-Total	266,088	5,292,329	7,640,738	402,002,857	304,799,785
	-입원	I.P	36,503	483,455	846,864	164,531,318	134,408,933
	-외래	O.P	265,475	4,808,874	6,793,874	237,471,539	170,390,852
	약국	P	256,357	2,926,731	46,280,525	107,795,654	78,017,425
청 주 시 청 원 구 Cheongwon-gu	합 계	Total	184,156	3,794,480	39,878,572	369,447,950	277,857,025
	소 계	S-Total	184,026	3,786,943	5,747,002	289,146,515	219,821,018
	-입원	I.P	25,193	355,594	597,830	120,755,142	98,814,344
	-외래	O.P	183,550	3,431,349	5,149,172	168,391,373	121,006,674
	약국	P	177,591	2,072,720	34,131,570	80,301,435	58,036,007
충 주 시 Chungju-si	합 계	Total	197,830	4,453,460	51,760,934	465,234,501	350,087,552
	소 계	S-Total	197,661	4,439,613	6,828,174	360,548,508	274,239,064
	-입원	I.P	30,590	552,836	861,687	155,081,251	125,838,399
	-외래	O.P	196,877	3,886,777	5,966,487	205,467,257	148,400,665
	약국	P	190,813	2,296,675	44,932,760	104,685,993	75,848,487
제 천 시 Jecheon-si	합 계	Total	121,943	2,722,451	32,844,079	291,821,271	220,331,771
	소 계	S-Total	121,779	2,715,552	4,284,829	226,093,411	172,609,957
	-입원	I.P	19,974	340,152	580,794	104,068,268	84,921,232
	-외래	O.P	121,380	2,375,400	3,704,035	122,025,143	87,688,725
	약국	P	117,203	1,422,963	28,559,250	65,727,860	47,721,814
보 은 군 Boeun-gun	합 계	Total	29,484	806,348	10,085,920	91,653,753	69,493,760
	소 계	S-Total	29,471	804,823	1,922,223	72,621,408	55,715,665
	-입원	I.P	5,953	140,128	215,112	38,410,693	31,007,486
	-외래	O.P	29,305	664,695	1,707,111	34,210,715	24,708,180
	약국	P	28,378	390,415	8,163,697	19,032,345	13,778,095
옥 천 군 Okcheon-gun	합 계	Total	46,735	1,404,815	16,069,107	147,915,301	111,615,556
	소 계	S-Total	46,716	1,404,438	3,693,241	118,440,194	90,133,184
	-입원	I.P	8,275	199,491	299,564	54,755,611	43,951,386
	-외래	O.P	46,441	1,204,947	3,393,677	63,684,583	46,181,798
	약국	P	44,619	678,060	12,375,866	29,475,107	21,482,372
영 동 군 Yeongdong-gun	합 계	Total	41,837	1,244,541	14,715,071	139,238,238	105,691,641
	소 계	S-Total	41,771	1,239,211	3,383,549	112,005,120	85,887,510
	-입원	I.P	8,231	220,439	322,383	57,670,790	46,416,696
	-외래	O.P	41,501	1,018,772	3,061,166	54,334,329	39,470,814
	약국	P	39,775	565,559	11,331,522	27,233,118	19,804,131

주 : 1) 진료일 기준

2) 연도말 주민등록 주소지 기준

3) 반올림 관계로 합계와 내용의 합이 다를 수 있음

4) 약국의 처방조제 입내원일수는 합계의 입내원일수에서 제외함

진료현황(총계) <계속>

and Benefit Type (Total) <Cont'd>

(단위 : 명, 일)

Unit : Person, Day

구 분 Division				진료실인원수 Patients	입내원일수 Visits	요양급여일수 Reimbursed Days	진료비 (천원) Medical Expense (1,000won)	급여비 (천원) Benefit (1,000won)
중 평 군 Jeungpyeong-gun	합 계	Total		35,520	764,200	8,937,238	79,614,957	60,083,922
	소 계	S-Total		35,511	763,494	1,141,219	60,910,869	46,571,431
	-입원	I.P		5,074	89,744	146,273	27,870,249	22,572,729
	-외래	O.P		35,386	673,750	994,946	33,040,620	23,998,702
	약국	P		34,319	433,803	7,796,019	18,704,087	13,512,491
진 천 군 Jincheon-gun	합 계	Total		88,200	1,850,870	20,135,986	192,348,103	144,518,680
	소 계	S-Total		88,074	1,847,193	2,996,357	150,783,346	114,456,161
	-입원	I.P		12,377	221,052	360,801	65,704,725	53,311,398
	-외래	O.P		87,744	1,626,141	2,635,556	85,078,622	61,144,764
	약국	P		84,729	996,809	17,139,629	41,564,757	30,062,519
괴 산 군 Goesan-gun	합 계	Total		34,820	862,333	11,923,829	105,281,033	79,553,908
	소 계	S-Total		34,795	860,734	1,762,243	82,105,915	62,803,639
	-입원	I.P		7,104	135,606	227,867	41,908,589	33,749,006
	-외래	O.P		34,648	725,128	1,534,376	40,197,326	29,054,633
	약국	P		33,472	421,604	10,161,586	23,175,117	16,750,269
음 성 군 Eumseong-gun	합 계	Total		94,271	2,085,158	24,558,355	221,270,742	166,119,432
	소 계	S-Total		94,093	2,070,966	3,582,596	171,465,140	130,179,574
	-입원	I.P		13,874	259,797	435,035	78,268,886	63,460,526
	-외래	O.P		93,743	1,811,169	3,147,561	93,196,254	66,719,048
	약국	P		90,499	1,119,902	20,975,759	49,805,603	35,939,858
단 양 군 Danyang-gun	합 계	Total		25,850	622,445	8,379,776	74,859,635	56,617,504
	소 계	S-Total		25,804	621,007	1,369,528	57,884,911	44,328,534
	-입원	I.P		4,681	111,962	180,488	30,438,764	24,670,918
	-외래	O.P		25,660	509,045	1,189,040	27,446,146	19,657,616
	약국	P		24,651	290,488	7,010,248	16,974,725	12,288,971
총 남 Chungnam	합 계	Total		2,072,813	46,036,965	521,413,472	4,801,797,228	3,608,068,627
	소 계	S.T		2,071,577	45,946,508	80,023,322	3,747,946,885	2,843,839,380
	-입원	I.P		327,788	6,016,167	9,588,334	1,747,585,451	1,417,168,547
	-외래	O.P		2,063,250	39,930,341	70,434,988	2,000,361,433	1,426,670,835
	약국	P		1,991,795	23,952,389	441,390,150	1,053,850,338	764,229,249
천 안 시 동 남 구 Dongnam-gu	합 계	Total		248,645	5,057,188	55,712,398	523,935,499	392,765,022
	소 계	S-Total		248,454	5,042,653	7,715,677	408,914,632	309,361,162
	-입원	I.P		36,239	597,511	965,963	183,266,177	149,681,665
	-외래	O.P		247,669	4,445,142	6,749,714	225,648,455	159,679,496
	약국	P		238,821	2,711,237	47,996,721	115,020,866	83,403,861
천 안 시 서 북 구 Seobuk-gu	합 계	Total		390,256	7,311,610	73,905,632	699,684,797	520,838,635
	소 계	S-Total		389,938	7,286,607	11,296,766	550,626,731	412,553,646
	-입원	I.P		53,395	688,492	1,168,924	222,311,870	181,583,082
	-외래	O.P		388,906	6,598,115	10,127,842	328,314,861	230,970,564
	약국	P		375,086	4,054,645	62,608,866	149,058,065	108,284,989
공 주 시 Gongju-si	합 계	Total		96,494	2,451,050	29,206,326	277,363,737	210,067,316
	소 계	S-Total		96,409	2,439,680	4,822,423	218,107,800	167,164,206
	-입원	I.P		15,457	421,760	611,038	109,056,620	88,237,532
	-외래	O.P		95,780	2,017,920	4,211,385	109,051,180	78,926,675
	약국	P		92,306	1,150,687	24,383,903	59,255,936	42,903,109
보 령 시 Boryeong-si	합 계	Total		91,321	2,400,822	27,723,952	246,609,183	186,379,263
	소 계	S-Total		91,283	2,400,470	4,140,670	190,906,511	146,000,898
	-입원	I.P		15,028	336,030	544,463	91,946,926	74,502,538
	-외래	O.P		90,862	2,064,440	3,596,207	98,959,584	71,498,361
	약국	P		88,109	1,222,219	23,583,282	55,702,672	40,378,365
아 산 시 Asan-si	합 계	Total		347,598	6,798,256	72,735,835	681,306,101	508,956,633
	소 계	S-Total		347,513	6,794,723	10,949,278	532,709,165	401,047,954
	-입원	I.P		49,023	717,469	1,192,600	224,712,944	182,894,040
	-외래	O.P		346,486	6,077,254	9,756,678	307,996,221	218,153,914
	약국	P		334,231	3,783,999	61,786,557	148,596,936	107,908,679
서 산 시 Seosan-si	합 계	Total		170,587	3,476,421	41,698,124	369,326,055	276,254,060
	소 계	S-Total		170,392	3,459,524	5,237,931	283,243,196	214,055,341
	-입원	I.P		25,184	395,561	698,358	128,652,993	104,308,919
	-외래	O.P		169,863	3,063,963	4,539,573	154,590,203	109,746,422
	약국	P		163,564	1,874,441	36,460,193	86,082,859	62,198,718

Note : 1) Based on the Treatment Month

2) Based on the resident place

3) Rounding error can exist

4) The visit days to drug store with prescription are excluded from the Total

제III-2표
Table III-2

시·군·구별 진료형태별
Service Benefits by District

구 분 Division			진료실인원수 Patients	입내원일수 Visits	요양급여일수 Reimbursed Days	진료비 (천원) Medical Expense (1,000won)	급여비 (천원) Benefit (1,000won)
논 산 시 Nonsan-si	합 계	Total	104,265	2,916,077	32,527,792	309,294,602	232,781,548
	소 계	S-Total	104,214	2,913,670	5,536,844	243,755,398	185,496,835
	-입원	I.P	21,377	514,332	745,979	127,197,279	102,166,166
	-외래	O.P	103,452	2,399,338	4,790,865	116,558,120	83,330,669
	약국	P	99,953	1,408,026	26,990,948	65,539,203	47,284,713
계 룡 시 Gyerong-si	합 계	Total	44,771	908,222	9,226,569	84,752,152	63,488,375
	소 계	S-Total	44,740	907,996	1,614,224	66,430,761	50,218,443
	-입원	I.P	6,076	91,942	149,674	27,942,116	22,807,328
	-외래	O.P	44,604	816,054	1,464,550	38,488,646	27,411,115
	약국	P	42,494	474,073	7,612,345	18,321,390	13,269,933
당 진 시 Dangjin-si	합 계	Total	167,817	3,436,137	40,648,737	374,146,719	279,757,615
	소 계	S-Total	167,781	3,435,232	5,971,181	289,853,055	218,880,942
	-입원	I.P	31,474	436,394	754,700	136,162,653	109,884,358
	-외래	O.P	167,144	2,998,838	5,216,481	153,690,402	108,996,584
	약국	P	161,062	1,774,656	34,677,556	84,293,664	60,876,674
금 산 군 Geumsan-gun	합 계	Total	48,758	1,478,513	16,940,702	154,437,093	117,808,276
	소 계	S-Total	48,742	1,477,922	3,147,161	122,233,534	94,210,293
	-입원	I.P	8,406	230,174	328,906	59,905,357	48,382,712
	-외래	O.P	48,431	1,247,748	2,818,255	62,328,177	45,827,581
	약국	P	47,027	720,971	13,793,541	32,203,559	23,597,983
부 여 군 Buyeo-gun	합 계	Total	57,998	1,784,042	21,931,783	198,925,663	151,210,253
	소 계	S-Total	57,983	1,783,013	4,771,432	157,681,618	121,073,477
	-입원	I.P	11,478	329,791	477,786	83,124,507	66,864,070
	-외래	O.P	57,536	1,453,222	4,293,646	74,557,111	54,209,406
	약국	P	55,644	784,874	17,160,351	41,244,045	30,136,777
서 천 군 Seocheon-gun	합 계	Total	46,775	1,539,028	17,511,383	161,155,170	122,764,520
	소 계	S-Total	46,760	1,538,854	2,887,748	126,243,899	97,343,039
	-입원	I.P	10,009	293,793	412,949	67,525,573	54,182,207
	-외래	O.P	46,345	1,245,061	2,474,799	58,718,326	43,160,833
	약국	P	45,204	700,108	14,623,635	34,911,270	25,421,480
청 양 군 Cheongyang-gun	합 계	Total	29,108	781,978	10,595,248	92,821,628	70,051,704
	소 계	S-Total	29,069	781,534	2,051,037	72,286,866	55,189,611
	-입원	I.P	5,477	149,715	221,387	39,959,254	32,022,731
	-외래	O.P	28,869	631,819	1,829,650	32,327,611	23,166,880
	약국	P	28,079	370,221	8,544,211	20,534,762	14,862,093
홍 성 군 Hongseong-gun	합 계	Total	94,180	2,179,106	26,992,183	234,815,140	177,749,921
	소 계	S-Total	94,163	2,178,552	4,106,955	181,943,796	139,346,900
	-입원	I.P	15,509	305,331	481,686	90,968,067	74,196,281
	-외래	O.P	93,743	1,873,221	3,625,269	90,975,729	65,150,619
	약국	P	90,497	1,134,952	22,885,228	52,871,344	38,403,021
예 산 군 Yesan-gun	합 계	Total	76,276	1,907,873	24,145,495	215,600,766	163,305,293
	소 계	S-Total	76,260	1,907,493	3,447,213	167,158,426	128,097,350
	-입원	I.P	13,503	291,101	468,938	86,882,842	70,458,788
	-외래	O.P	75,924	1,616,392	2,978,275	80,275,584	57,638,563
	약국	P	73,494	948,720	20,698,282	48,442,340	35,207,943
태 안 군 Tae'an-gun	합 계	Total	57,964	1,610,642	19,911,313	177,622,923	133,890,193
	소 계	S-Total	57,876	1,598,585	2,326,782	135,851,497	103,799,283
	-입원	I.P	10,153	216,771	364,983	67,970,273	54,996,130
	-외래	O.P	57,636	1,381,814	1,961,799	67,881,223	48,803,153
	약국	P	56,224	838,560	17,584,531	41,771,427	30,090,911
전 북 Jeonbuk	합 계	Total	1,646,080	43,687,039	445,454,485	4,413,876,158	3,331,953,053
	소 계	S-T	1,645,164	43,635,984	67,236,921	3,472,005,867	2,643,573,615
	-입원	I.P	318,860	7,882,388	10,974,874	1,783,100,114	1,423,579,295
	-외래	O.P	1,634,690	35,753,596	56,262,047	1,688,905,754	1,219,994,324
	약국	P	1,580,908	20,612,473	378,217,564	941,870,289	688,379,439
전 주 시 완 산 구 Wansan-gu	합 계	Total	303,952	7,146,936	71,945,222	715,170,325	536,849,076
	소 계	S-Total	303,858	7,144,764	10,535,178	564,861,613	426,868,280
	-입원	I.P	53,088	1,233,015	1,696,073	272,478,873	216,837,806
	-외래	O.P	302,226	5,911,749	8,839,105	292,382,739	210,030,474
	약국	P	291,009	3,324,123	61,410,044	150,308,712	109,980,796

주 : 1) 진료일 기준

2) 연도말 주민등록 주소지 기준

3) 반올림 관계로 합계와 내용의 합이 다를 수 있음

4) 약국의 처방조제 입내원일수는 합계의 입내원일수에서 제외함

진료현황(총계) <계속>

and Benefit Type (Total) <Cont'd>

(단위 : 명, 일)

Unit : Person, Day

구 분 Division				진료실인원수 Patients	임내원일수 Visits	요양급여일수 Reimbursed Days	진료비 (천원) Medical Expense (1,000won)	급여비 (천원) Benefit (1,000won)
전 주 시 덕 진 구 Deokjin-gu	합 계	Total		298,503	6,983,246	66,434,806	665,537,017	498,452,819
	소 계	S-Total		298,418	6,981,279	10,390,461	529,262,163	398,968,435
	-입원	I.P		51,061	1,060,486	1,478,329	248,906,006	198,179,951
	-외래	O.P		297,055	5,920,793	8,912,132	280,356,157	200,788,485
	약국	P		286,796	3,429,599	56,044,345	136,274,854	99,484,384
군 산 시 Gunsan-si	합 계	Total		244,988	6,175,587	64,424,791	616,279,734	465,861,070
	소 계	S-Total		244,906	6,173,926	9,436,338	478,944,094	365,484,723
	-입원	I.P		45,744	1,017,114	1,437,978	237,436,134	191,594,302
	-외래	O.P		243,636	5,156,812	7,998,360	241,507,960	173,890,421
	약국	P		235,800	3,062,238	54,988,453	137,335,640	100,376,347
익 산 시 Iksan-si	합 계	Total		250,989	6,478,912	67,514,798	654,984,785	494,808,038
	소 계	S-Total		250,754	6,464,332	10,318,051	513,052,295	390,908,852
	-입원	I.P		45,707	1,026,795	1,448,466	253,969,312	203,851,180
	-외래	O.P		249,400	5,437,537	8,869,585	259,082,984	187,057,672
	약국	P		241,206	3,106,010	57,196,747	141,932,489	103,899,186
정 음 시 Jeongeup-si	합 계	Total		96,707	2,922,402	29,671,959	300,659,953	228,414,240
	소 계	S-Total		96,632	2,917,379	4,049,002	236,415,670	181,366,452
	-입원	I.P		24,599	648,510	904,127	134,281,201	106,538,215
	-외래	O.P		95,736	2,268,869	3,144,875	102,134,469	74,828,237
	약국	P		92,896	1,366,820	25,622,957	64,244,283	47,047,788
남 원 시 Namwon-si	합 계	Total		71,506	2,167,202	21,861,259	213,342,186	161,897,898
	소 계	S-Total		71,423	2,155,174	3,190,011	164,944,249	126,728,498
	-입원	I.P		13,096	369,450	507,493	85,696,949	68,807,400
	-외래	O.P		70,879	1,785,724	2,682,518	79,247,301	57,921,098
	약국	P		68,803	1,106,066	18,671,248	48,397,936	35,169,401
김 제 시 Gimje-si	합 계	Total		76,195	2,438,667	24,690,311	253,345,408	193,279,941
	소 계	S-Total		76,147	2,435,486	3,983,080	200,361,142	154,302,120
	-입원	I.P		18,853	546,790	742,115	113,418,015	90,588,215
	-외래	O.P		75,356	1,888,696	3,240,965	86,943,127	63,713,905
	약국	P		73,094	1,063,511	20,707,231	52,984,267	38,977,821
완 주 군 Wanju-gun	합 계	Total		92,927	2,424,651	24,763,719	250,565,205	188,674,417
	소 계	S-Total		92,886	2,420,127	3,678,394	197,452,674	149,861,016
	-입원	I.P		18,265	474,438	644,076	104,547,590	82,999,331
	-외래	O.P		92,194	1,945,689	3,034,318	92,905,084	66,861,685
	약국	P		89,169	1,132,964	21,085,325	53,112,530	38,813,401
진 안 군 Jinan-gun	합 계	Total		23,037	740,251	8,264,304	79,124,004	59,980,995
	소 계	S-Total		23,018	738,984	1,500,112	62,151,089	47,636,613
	-입원	I.P		4,953	145,607	201,338	33,968,680	27,126,162
	-외래	O.P		22,826	593,377	1,298,774	28,182,409	20,510,452
	약국	P		22,071	325,993	6,764,192	16,972,916	12,344,381
무 주 군 Muju-gun	합 계	Total		22,065	618,611	7,648,688	67,160,225	50,839,329
	소 계	S-Total		22,024	618,367	1,256,233	51,962,610	39,784,467
	-입원	I.P		4,023	96,603	147,887	27,019,455	21,604,145
	-외래	O.P		21,885	521,764	1,108,346	24,943,155	18,180,322
	약국	P		21,171	297,964	6,392,455	15,197,614	11,054,862
장 수 군 Jangsu-gun	합 계	Total		19,839	615,784	6,994,288	68,320,350	51,733,728
	소 계	S-Total		19,831	615,178	989,416	52,875,743	40,563,535
	-입원	I.P		4,187	118,075	166,165	29,783,240	23,731,675
	-외래	O.P		19,686	497,103	823,251	23,092,502	16,831,860
	약국	P		19,084	282,461	6,004,872	15,444,607	11,170,193
임 실 군 Imsil-gun	합 계	Total		24,516	852,482	8,855,754	88,086,543	66,836,091
	소 계	S-Total		24,508	852,201	1,458,375	69,158,185	52,996,626
	-입원	I.P		5,604	181,870	240,407	38,485,773	30,506,149
	-외래	O.P		24,258	670,331	1,217,968	30,672,412	22,490,477
	약국	P		23,652	361,879	7,397,379	18,928,358	13,839,465
순 창 군 Sunchang-gun	합 계	Total		25,300	884,265	8,742,936	91,429,089	69,188,104
	소 계	S-Total		25,233	881,238	1,656,642	73,076,812	55,917,872
	-입원	I.P		5,826	203,851	276,656	41,207,599	32,579,789
	-외래	O.P		24,967	677,387	1,379,986	31,869,213	23,338,084
	약국	P		24,201	368,043	7,086,294	18,352,277	13,270,232

Note : 1) Based on the Treatment Month

2) Based on the resident place

3) Rounding error can exist

4) The visit days to drug store with prescription are excluded from the Total

제Ⅲ-2표
Table III-2

시·군·구별 진료형태별
Service Benefits by District

구 분 Division				진료실인원수 Patients	입내원일수 Visits	요양급여일수 Reimbursed Days	진료비 (천원) Medical Expense (1,000won)	급여비 (천원) Benefit (1,000won)
고 창 군 Gochang-gun	합 계	Total		49,086	1,636,574	16,808,730	181,749,264	137,665,287
	소 계	S-Total		49,071	1,636,370	2,477,266	146,425,730	111,810,517
	-입원	I.P		11,779	405,228	573,758	87,189,722	69,037,256
	-외래	O.P		48,515	1,231,142	1,903,508	59,236,009	42,773,261
	약국	P		47,154	686,650	14,331,464	35,323,534	25,854,771
부 안 군 Buan-gun	합 계	Total		46,470	1,601,469	16,832,920	168,122,070	127,472,020
	소 계	S-Total		46,455	1,601,179	2,318,362	131,061,798	100,375,609
	-입원	I.P		12,075	354,556	510,006	74,711,565	59,597,719
	-외래	O.P		46,071	1,246,623	1,808,356	56,350,233	40,777,891
	약국	P		44,802	698,152	14,514,558	37,060,272	27,096,411
전 남 Jeonnam	합 계	Total		1,711,831	46,242,928	463,073,157	4,897,118,217	3,693,698,442
	소 계	S-T		1,711,137	46,239,822	72,938,700	3,918,550,472	2,982,993,298
	-입원	I.P		380,165	10,129,834	15,506,271	2,125,226,028	1,687,369,522
	-외래	O.P		1,699,345	36,109,988	57,432,429	1,793,324,442	1,295,623,776
	약국	P		1,640,970	20,364,473	390,134,457	978,567,747	710,705,142
목 포 시 Mokpo-si	합 계	Total		198,138	5,177,175	49,138,049	536,696,176	405,640,912
	소 계	S-Total		198,065	5,176,944	7,750,256	431,905,475	329,261,233
	-입원	I.P		46,644	1,159,532	1,801,930	233,267,398	185,369,636
	-외래	O.P		196,915	4,017,412	5,948,326	198,638,077	143,891,597
	약국	P		189,989	2,322,543	41,387,793	104,790,701	76,379,678
여 수 시 Yeosu-si	합 계	Total		257,946	7,003,873	66,461,260	707,171,598	531,107,742
	소 계	S-Total		257,900	7,003,598	10,135,504	566,019,719	429,109,813
	-입원	I.P		56,521	1,437,416	2,285,230	300,610,966	237,862,143
	-외래	O.P		256,294	5,566,182	7,850,274	265,408,753	191,247,670
	약국	P		248,509	3,214,082	56,325,756	141,151,879	101,997,929
순 천 시 Suncheon-si	합 계	Total		263,990	5,863,663	57,754,137	619,573,284	466,882,280
	소 계	S-Total		263,914	5,863,300	9,180,517	501,956,953	381,298,893
	-입원	I.P		53,023	1,203,653	1,840,973	260,105,440	207,682,693
	-외래	O.P		262,579	4,659,647	7,339,544	241,851,513	173,616,200
	약국	P		252,713	2,720,286	48,573,620	117,616,331	85,583,387
나 주 시 Naju-si	합 계	Total		111,597	2,946,704	27,957,242	311,050,030	233,645,342
	소 계	S-Total		111,573	2,946,539	4,402,836	250,053,025	189,412,559
	-입원	I.P		23,473	652,401	931,847	132,845,308	105,278,699
	-외래	O.P		110,692	2,294,138	3,470,989	117,207,717	84,133,861
	약국	P		106,652	1,342,527	23,554,406	60,997,005	44,232,783
광 양 시 Gwangyang-si	합 계	Total		145,647	2,999,184	30,129,687	302,756,827	227,014,019
	소 계	S-Total		145,611	2,998,952	4,881,529	241,947,174	183,211,987
	-입원	I.P		26,149	500,798	840,557	117,970,317	94,523,100
	-외래	O.P		145,066	2,498,154	4,040,972	123,976,857	88,688,887
	약국	P		139,666	1,486,531	25,248,158	60,809,653	43,802,032
담 양 군 Damyang-gun	합 계	Total		43,059	1,279,369	13,133,036	140,120,473	106,100,444
	소 계	S-Total		43,051	1,279,263	1,944,613	111,385,441	85,228,190
	-입원	I.P		10,090	305,010	439,866	62,460,776	49,536,491
	-외래	O.P		42,680	974,253	1,504,747	48,924,665	35,691,700
	약국	P		41,134	546,114	11,188,423	28,735,032	20,872,253
곡 성 군 Gokseong-gun	합 계	Total		25,299	784,938	8,505,685	84,369,935	63,404,531
	소 계	S-Total		25,293	784,834	1,245,046	66,171,382	50,227,000
	-입원	I.P		5,516	178,472	257,178	36,299,170	28,623,207
	-외래	O.P		25,024	606,362	987,868	29,872,212	21,603,793
	약국	P		24,248	344,373	7,260,639	18,198,553	13,177,531
구 레 군 Gurye-gun	합 계	Total		22,729	668,111	7,607,268	73,815,226	56,033,037
	소 계	S-Total		22,720	668,038	1,080,760	58,062,121	44,674,698
	-입원	I.P		5,190	149,076	223,328	32,586,298	26,128,296
	-외래	O.P		22,548	518,962	857,432	25,475,823	18,546,402
	약국	P		21,742	299,922	6,526,508	15,753,105	11,358,339
고 흥 군 Goheung-gun	합 계	Total		57,365	1,850,143	20,620,706	207,511,093	158,027,146
	소 계	S-Total		57,353	1,849,979	3,043,130	163,008,089	125,609,362
	-입원	I.P		13,783	421,008	644,437	93,014,795	74,159,846
	-외래	O.P		56,867	1,428,971	2,398,693	69,993,293	51,449,516
	약국	P		54,951	779,663	17,577,576	44,503,004	32,417,784

주 : 1) 진료일 기준
2) 연도말 주민등록 주소지 기준
3) 반올림 관계로 합계와 내용의 합이 다를 수 있음
4) 약국의 처방조제 입내원일수는 합계의 입내원일수에서 제외함

진료현황(총계) <계속>

and Benefit Type (Total) <Cont'd>

(단위 : 명, 일)

Unit : Person, Day

구 분 Division				진료실인원수 Patients	입내원일수 Visits	요양급여일수 Reimbursed Days	진료비 (천원) Medical Expense (1,000won)	급여비 (천원) Benefit (1,000won)
보 성 군 Boseong-gun	합 계	Total		35,208	1,063,471	12,147,968	125,615,080	95,274,794
	소 계	S-Total		35,088	1,063,453	1,590,048	98,912,013	75,852,585
	-입원	I.P		8,596	314,564	439,815	60,672,957	48,034,003
	-외래	O.P		34,600	748,889	1,150,233	38,239,056	27,818,582
	약국	P		33,750	472,517	10,557,920	26,703,068	19,422,209
화 순 군 Hwasun-gun	합 계	Total		57,948	1,627,112	16,660,268	188,895,084	142,519,245
	소 계	S-Total		57,935	1,627,029	2,747,661	154,137,531	117,179,044
	-입원	I.P		13,669	442,722	692,361	86,056,580	68,097,602
	-외래	O.P		57,438	1,184,307	2,055,300	68,080,951	49,081,442
	약국	P		55,367	655,778	13,912,607	34,757,554	25,340,201
장 흥 군 Jangheung-gun	합 계	Total		32,776	1,098,792	11,521,407	115,182,173	87,155,354
	소 계	S-Total		32,770	1,098,761	2,166,775	92,306,443	70,578,670
	-입원	I.P		8,770	261,028	378,417	51,515,870	40,639,913
	-외래	O.P		32,458	837,733	1,788,358	40,790,573	29,938,757
	약국	P		31,371	412,408	9,354,632	22,875,730	16,576,684
강 진 군 Gangjin-gun	합 계	Total		30,693	950,149	10,602,691	106,770,236	81,366,250
	소 계	S-Total		30,690	950,084	1,733,132	83,799,183	64,568,627
	-입원	I.P		7,461	217,439	320,715	45,657,127	36,306,263
	-외래	O.P		30,408	732,645	1,412,417	38,142,055	28,262,364
	약국	P		29,452	403,272	8,869,559	22,971,053	16,797,623
해 남 군 Haenam-gun	합 계	Total		61,101	1,900,447	19,618,122	206,411,437	155,771,167
	소 계	S-Total		61,079	1,900,350	2,948,871	164,637,751	125,379,329
	-입원	I.P		15,366	429,517	702,890	93,862,057	74,588,728
	-외래	O.P		60,625	1,470,833	2,245,981	70,775,694	50,790,601
	약국	P		58,825	799,203	16,669,251	41,773,686	30,391,838
영 암 군 Yeongam-gun	합 계	Total		54,577	1,507,977	14,886,648	158,182,565	119,051,206
	소 계	S-Total		54,559	1,507,892	2,348,618	126,667,840	96,217,276
	-입원	I.P		12,111	335,005	497,842	69,567,838	54,951,517
	-외래	O.P		54,150	1,172,887	1,850,776	57,100,002	41,265,759
	약국	P		52,150	645,767	12,538,030	31,514,725	22,833,931
무 안 군 Muan-gun	합 계	Total		86,584	2,315,316	21,420,397	226,827,218	170,741,151
	소 계	S-Total		86,565	2,315,219	3,604,518	181,391,798	137,749,202
	-입원	I.P		18,542	457,773	680,849	94,632,175	75,215,923
	-외래	O.P		86,003	1,857,446	2,923,669	86,759,623	62,533,279
	약국	P		83,086	1,010,943	17,815,879	45,435,420	32,991,949
함 평 군 Hampyeong-gun	합 계	Total		28,988	942,848	10,124,004	106,315,390	80,359,831
	소 계	S-Total		28,982	942,800	1,632,359	84,249,598	64,317,073
	-입원	I.P		6,761	241,526	346,291	48,687,180	38,410,403
	-외래	O.P		28,680	701,274	1,286,068	35,562,418	25,906,670
	약국	P		27,760	361,667	8,491,645	22,065,792	16,042,758
영 광 군 Yeonggwang-gun	합 계	Total		48,943	1,665,906	15,277,504	167,285,132	126,294,179
	소 계	S-Total		48,921	1,665,784	2,606,575	134,035,297	101,967,197
	-입원	I.P		12,209	337,206	524,483	73,023,606	57,949,089
	-외래	O.P		48,575	1,328,578	2,082,092	61,011,691	44,018,107
	약국	P		46,941	662,770	12,670,929	33,249,835	24,326,983
장 성 군 Jangseong-gun	합 계	Total		40,681	1,183,255	12,111,881	134,069,112	101,177,093
	소 계	S-Total		40,523	1,182,673	1,755,030	107,512,333	81,957,389
	-입원	I.P		9,993	312,306	451,543	62,056,897	49,089,871
	-외래	O.P		40,101	870,367	1,303,487	45,455,436	32,867,517
	약국	P		38,921	523,023	10,356,851	26,556,778	19,219,704
완 도 군 Wando-gun	합 계	Total		44,949	1,383,333	14,888,189	150,631,913	113,708,746
	소 계	S-Total		44,943	1,383,293	2,652,809	119,824,827	91,126,948
	-입원	I.P		10,264	289,565	470,015	66,001,472	52,167,757
	-외래	O.P		44,607	1,093,728	2,182,794	53,823,355	38,959,191
	약국	P		43,097	559,114	12,235,380	30,807,086	22,581,797
진 도 군 Jindo-gun	합 계	Total		27,519	846,313	9,549,963	93,276,334	70,825,930
	소 계	S-Total		27,515	846,242	1,411,922	72,999,256	56,043,611
	-입원	I.P		6,498	183,517	284,321	41,705,500	33,282,600
	-외래	O.P		27,317	662,725	1,127,601	31,293,756	22,761,011
	약국	P		26,275	354,259	8,138,041	20,277,079	14,782,319

Note : 1) Based on the Treatment Month

2) Based on the resident place

3) Rounding error can exist

4) The visit days to drug store with prescription are excluded from the Total

제III-2표
Table III-2

시·군·구별 진료형태별
Service Benefits by District

구 분 Division			진료실인원수 Patients	입내원일수 Visits	요양급여일수 Reimbursed Days	진료비 (천원) Medical Expense (1,000won)	급여비 (천원) Benefit (1,000won)
신 안 군 Sinan-gun	합 계	Total	36,094	1,184,849	12,957,045	134,591,901	101,598,043
	소 계	S-Total	36,087	1,184,795	2,076,191	107,567,223	82,022,612
	-입원	I.P	9,536	300,300	451,383	62,626,301	49,471,742
	-외래	O.P	35,718	884,495	1,624,808	44,940,922	32,550,870
	약 국	P	34,371	447,711	10,880,854	27,024,678	19,575,430
경 북 Gyeongbuk	합 계	Total	2,410,902	55,537,137	633,972,535	5,958,057,725	4,486,455,232
	소 계	S-T	2,409,067	55,470,411	88,561,833	4,670,078,807	3,552,547,804
	-입원	I.P	394,164	9,081,518	13,788,439	2,315,462,053	1,868,677,598
	-외래	O.P	2,395,610	46,388,893	74,773,394	2,354,616,753	1,683,870,208
	약 국	P	2,309,848	27,674,723	545,410,702	1,287,978,920	933,907,427
포 항 시 남 구 Nam-gu	합 계	Total	211,363	4,685,930	51,545,976	498,487,787	373,789,684
	소 계	S-Total	211,325	4,685,319	7,191,310	394,121,429	298,021,385
	-입원	I.P	36,963	739,592	1,168,685	191,422,411	154,102,695
	-외래	O.P	210,150	3,945,727	6,022,625	202,699,018	143,918,690
	약 국	P	201,777	2,360,111	44,354,666	104,366,358	75,768,299
포 항 시 북 구 Buk-gu	합 계	Total	249,822	5,603,728	60,581,606	595,093,764	446,219,906
	소 계	S-Total	249,773	5,603,157	8,403,058	476,302,190	359,705,070
	-입원	I.P	42,696	951,908	1,433,306	229,675,928	184,579,497
	-외래	O.P	248,167	4,651,249	6,969,752	246,626,261	175,125,573
	약 국	P	238,837	2,724,767	52,178,548	118,791,574	86,514,836
경 주 시 Gyeongju-si	합 계	Total	239,320	5,796,608	63,186,376	608,109,193	458,024,368
	소 계	S-Total	239,239	5,796,196	8,421,613	475,761,958	362,203,864
	-입원	I.P	40,927	1,060,017	1,492,272	243,461,845	195,604,919
	-외래	O.P	237,562	4,736,179	6,929,341	232,300,113	166,598,945
	약 국	P	229,383	2,795,947	54,764,763	132,347,235	95,820,503
김 천 시 Gimcheon-si	합 계	Total	129,349	2,865,871	35,407,894	330,016,095	247,962,685
	소 계	S-Total	129,135	2,851,559	4,619,410	254,532,793	193,518,995
	-입원	I.P	21,789	451,572	712,998	127,946,827	104,334,558
	-외래	O.P	128,551	2,399,987	3,906,412	126,585,966	89,184,437
	약 국	P	124,043	1,452,562	30,788,484	75,483,302	54,443,690
안 동 시 Andong-si	합 계	Total	141,458	3,234,427	37,440,072	362,222,563	274,240,243
	소 계	S-Total	141,387	3,234,059	5,334,442	286,984,327	220,013,305
	-입원	I.P	24,762	638,182	982,494	156,773,427	126,647,172
	-외래	O.P	140,361	2,595,877	4,351,948	130,210,900	93,366,133
	약 국	P	134,358	1,496,660	32,105,630	75,238,237	54,226,937
구 미 시 Gumi-si	합 계	Total	383,413	7,272,702	78,128,418	706,087,315	528,358,297
	소 계	S-Total	383,269	7,271,668	10,870,458	553,540,029	418,081,237
	-입원	I.P	53,386	747,361	1,239,221	230,867,308	187,673,209
	-외래	O.P	382,216	6,524,307	9,631,237	322,672,721	230,408,029
	약 국	P	368,425	3,971,926	67,257,960	152,547,286	110,277,060
영 주 시 Yeongju-si	합 계	Total	92,897	2,242,587	25,968,868	244,270,680	184,255,359
	소 계	S-Total	92,835	2,237,930	3,667,067	189,794,911	144,596,902
	-입원	I.P	14,801	386,100	601,218	97,598,838	78,850,823
	-외래	O.P	92,333	1,851,830	3,065,849	92,196,073	65,746,079
	약 국	P	89,029	1,098,579	22,301,801	54,475,769	39,658,456
영 천 시 Yeongcheon-si	합 계	Total	94,356	2,556,584	29,098,935	267,620,983	202,186,931
	소 계	S-Total	94,286	2,551,640	4,299,993	207,998,347	158,862,073
	-입원	I.P	15,187	418,580	596,769	101,497,203	81,927,676
	-외래	O.P	93,639	2,133,060	3,703,224	106,501,145	76,934,397
	약 국	P	90,746	1,273,416	24,798,942	59,622,635	43,324,858
상 주 시 Sangju-si	합 계	Total	88,286	2,240,699	28,264,057	267,208,720	202,385,568
	소 계	S-Total	88,209	2,231,151	3,579,027	208,528,774	159,935,886
	-입원	I.P	15,206	412,884	618,774	111,746,238	90,526,286
	-외래	O.P	87,689	1,818,267	2,960,253	96,782,535	69,409,600
	약 국	P	84,710	1,097,002	24,685,030	58,679,946	42,449,682
문 경 시 Mungyeong-si	합 계	Total	64,624	1,656,864	19,503,879	179,537,717	135,648,132
	소 계	S-Total	64,577	1,652,391	2,624,528	138,822,311	106,088,253
	-입원	I.P	11,306	263,897	447,513	70,412,580	56,697,043
	-외래	O.P	64,204	1,388,494	2,177,015	68,409,732	49,391,210
	약 국	P	62,191	866,237	16,879,351	40,715,406	29,559,880

주 : 1) 진료일 기준
2) 연도말 주민등록 주소지 기준
3) 반올림 관계로 합계와 내용의 합이 다를 수 있음
4) 약국의 처방조제 입내원일수는 합계의 입내원일수에서 제외함

진료현황(총계) <계속>

and Benefit Type (Total) <Cont'd>

(단위 : 명, 일)

Unit : Person, Day

구 분 Division				진료실인원수 Patients	입내원일수 Visits	요양급여일수 Reimbursed Days	진료비 (천원) Medical Expense (1,000won)	급여비 (천원) Benefit (1,000won)
경 산 시 Gyeongsan-si	합 계	Total		254,134	5,738,777	61,338,391	567,972,394	427,390,286
	소 계	S-Total		253,927	5,727,912	8,943,557	444,171,112	337,403,476
	-입원	I.P		34,024	684,489	1,050,120	190,289,423	154,813,642
	-외래	O.P		253,056	5,043,423	7,893,437	253,881,689	182,589,834
	약국	P		244,419	3,028,692	52,394,834	123,801,282	89,986,811
의 성 군 Uiseong-gun	합 계	Total		47,308	1,329,833	17,029,736	161,527,293	122,154,261
	소 계	S-Total		46,944	1,329,684	2,223,172	125,686,410	96,285,828
	-입원	I.P		10,052	335,024	469,766	73,590,777	58,913,858
	-외래	O.P		46,427	994,660	1,753,406	52,095,632	37,371,970
	약국	P		45,368	615,196	14,806,564	35,840,884	25,868,433
청 송 군 Cheongsong-gun	합 계	Total		22,464	549,582	7,794,615	71,654,663	54,194,441
	소 계	S-Total		22,452	549,516	1,088,781	55,931,016	42,824,533
	-입원	I.P		4,486	118,002	186,432	32,191,565	25,887,631
	-외래	O.P		22,290	431,514	902,349	23,739,451	16,936,902
	약국	P		21,314	240,070	6,705,834	15,723,647	11,369,908
영 양 군 Yeongyang-gun	합 계	Total		14,456	318,835	4,753,926	42,440,381	31,877,550
	소 계	S-Total		14,396	317,698	717,220	32,629,255	24,839,471
	-입원	I.P		3,006	77,220	121,569	19,158,823	15,311,768
	-외래	O.P		14,267	240,478	595,651	13,470,431	9,527,703
	약국	P		13,698	139,383	4,036,706	9,811,126	7,038,079
영 덕 군 Yeongdeok-gun	합 계	Total		31,889	968,252	11,912,097	111,376,132	84,835,855
	소 계	S-Total		31,858	967,550	1,860,005	86,898,482	66,952,128
	-입원	I.P		6,551	221,105	316,746	50,137,843	40,238,450
	-외래	O.P		31,530	746,445	1,543,259	36,760,640	26,713,678
	약국	P		30,661	435,503	10,052,092	24,477,649	17,883,727
청 도 군 Cheongdo-gun	합 계	Total		39,299	1,194,130	14,145,625	135,091,321	102,287,781
	소 계	S-Total		39,291	1,194,000	1,889,617	104,710,168	80,051,962
	-입원	I.P		7,549	243,123	338,153	56,816,390	45,394,793
	-외래	O.P		38,945	950,877	1,551,464	47,893,777	34,657,169
	약국	P		37,811	531,980	12,256,008	30,381,154	22,235,820
고 령 군 Goryeong-gun	합 계	Total		29,118	764,957	9,722,133	88,901,946	67,297,159
	소 계	S-Total		29,115	764,875	1,457,245	69,643,495	53,262,429
	-입원	I.P		5,364	150,111	217,300	37,027,619	29,859,931
	-외래	O.P		28,897	614,764	1,239,945	32,615,876	23,402,498
	약국	P		27,943	358,512	8,264,888	19,258,452	14,034,730
성 주 군 Seongju-gun	합 계	Total		40,379	1,115,926	13,421,988	125,266,799	94,255,178
	소 계	S-Total		40,366	1,115,867	1,754,248	98,664,360	74,956,478
	-입원	I.P		7,321	224,392	317,236	52,097,919	41,665,566
	-외래	O.P		40,029	891,475	1,437,012	46,566,441	33,290,913
	약국	P		38,720	520,950	11,667,740	26,602,440	19,298,700
칠 곡 군 Chilgok-gun	합 계	Total		104,744	2,235,609	25,584,021	228,393,390	171,259,896
	소 계	S-Total		104,725	2,235,340	3,428,871	177,202,709	134,260,946
	-입원	I.P		15,232	302,034	462,396	81,814,475	65,978,424
	-외래	O.P		104,310	1,933,306	2,966,475	95,388,235	68,282,522
	약국	P		100,787	1,213,287	22,155,150	51,190,681	36,998,950
예 천 군 Yecheon-gun	합 계	Total		52,395	1,297,433	14,779,672	145,009,752	109,883,018
	소 계	S-Total		52,368	1,296,864	2,069,240	114,523,725	87,813,298
	-입원	I.P		9,428	268,590	408,370	64,340,168	51,905,112
	-외래	O.P		51,915	1,028,274	1,660,870	50,183,557	35,908,186
	약국	P		50,018	597,058	12,710,432	30,486,026	22,069,719
봉 화 군 Bonghwa-gun	합 계	Total		27,554	678,204	9,164,344	83,998,822	63,576,902
	소 계	S-Total		27,444	676,942	1,452,978	65,844,803	50,407,313
	-입원	I.P		5,401	157,482	245,627	38,256,653	30,788,936
	-외래	O.P		27,232	519,460	1,207,351	27,588,150	19,618,377
	약국	P		26,313	323,028	7,711,366	18,154,019	13,169,589
울 진 군 Ulsjin-gun	합 계	Total		43,586	1,005,305	12,630,693	116,140,011	88,209,124
	소 계	S-Total		43,558	1,004,790	1,549,116	89,606,486	68,820,139
	-입원	I.P		7,308	196,883	304,724	49,423,447	39,824,582
	-외래	O.P		43,291	807,907	1,244,392	40,183,039	28,995,557
	약국	P		41,713	477,665	11,081,577	26,533,525	19,388,985

Note : 1) Based on the Treatment Month

2) Based on the resident place

3) Rounding error can exist

4) The visit days to drug store with prescription are excluded from the Total

제III-2표
Table III-2

시·군·구별 진료형태별
Service Benefits by District

구 분 Division			진료실인원수 Patients	입내원일수 Visits	요양급여일수 Reimbursed Days	진료비 (천원) Medical Expense (1,000won)	급여비 (천원) Benefit (1,000won)
울릉군 Ulleung-gun	합계	Total	8,688	184,294	2,569,213	21,630,004	16,162,608
	소계	S-Total	8,588	174,303	1,116,877	18,179,717	13,642,833
	-입원	I.P	1,419	32,970	56,750	8,914,346	7,151,027
	-외래	O.P	8,549	141,333	1,060,127	9,265,371	6,491,806
	약국	P	7,584	56,192	1,452,336	3,450,287	2,519,775
경남 Gyeongnam	합계	Total	3,088,954	71,973,906	726,999,077	7,448,336,721	5,591,683,695
	소계	S.T	3,087,311	71,907,849	113,887,542	5,969,673,310	4,519,632,166
	-입원	I.P	556,837	12,809,622	19,499,552	3,000,467,063	2,410,143,436
	-외래	O.P	3,069,223	59,098,227	94,387,990	2,969,206,252	2,109,488,729
	약국	P	2,958,741	34,085,573	613,111,535	1,478,663,410	1,072,051,530
창원시 의창구 Uichang-gu	합계	Total	201,933	4,460,428	43,926,356	452,083,855	339,223,625
	소계	S-Total	201,891	4,459,411	6,688,346	363,859,543	275,068,617
	-입원	I.P	33,436	741,130	1,099,453	177,264,701	143,704,754
	-외래	O.P	200,785	3,718,281	5,588,893	186,594,842	131,363,863
	약국	P	193,397	2,131,296	37,238,010	88,224,312	64,155,008
창원시 성산구 Seongsan-gu	합계	Total	236,349	4,800,011	45,782,810	468,272,101	346,750,184
	소계	S-Total	236,258	4,799,121	7,368,020	378,776,181	282,133,450
	-입원	I.P	36,951	676,048	1,050,792	171,633,281	138,466,229
	-외래	O.P	235,212	4,123,073	6,317,228	207,142,901	143,667,221
	약국	P	225,738	2,336,264	38,414,790	89,495,920	64,616,734
마산합포구 Masanhappo-gu	합계	Total	166,944	4,090,336	41,120,478	438,407,931	330,698,245
	소계	S-Total	166,904	4,089,737	6,536,041	355,271,291	270,291,452
	-입원	I.P	29,104	814,063	1,180,004	180,732,086	145,738,159
	-외래	O.P	165,729	3,275,674	5,356,037	174,539,205	124,553,293
	약국	P	159,505	1,882,875	34,584,437	83,136,640	60,406,793
마산회원구 Masanoewon-gu	합계	Total	168,024	3,993,776	41,019,787	420,758,021	317,671,584
	소계	S-Total	167,971	3,992,903	6,075,038	337,745,275	257,287,762
	-입원	I.P	28,388	715,554	1,053,744	166,331,079	134,944,056
	-외래	O.P	167,025	3,277,349	5,021,294	171,414,197	122,343,706
	약국	P	161,183	1,915,751	34,944,749	83,012,746	60,383,821
창원시 진해구 Jinhae-gu	합계	Total	181,827	3,996,577	38,660,751	402,424,511	301,898,475
	소계	S-Total	181,794	3,996,029	6,240,242	323,257,044	244,669,896
	-입원	I.P	31,190	681,134	1,062,404	159,024,521	128,321,748
	-외래	O.P	180,803	3,314,895	5,177,838	164,232,522	116,348,147
	약국	P	174,572	1,958,959	32,420,509	79,167,467	57,228,579
진주시 Jinju-si	합계	Total	320,083	6,777,337	70,317,135	700,491,030	524,390,485
	소계	S-Total	319,990	6,776,870	9,349,636	558,789,206	421,774,535
	-입원	I.P	52,356	984,759	1,616,899	260,539,189	209,862,443
	-외래	O.P	318,620	5,792,111	7,732,737	298,250,017	211,912,092
	약국	P	305,318	3,315,929	60,967,499	141,701,824	102,615,950
통영시 Tongyeong-si	합계	Total	112,647	2,863,677	28,458,235	288,861,649	218,396,235
	소계	S-Total	112,622	2,863,375	3,807,864	226,363,509	172,736,679
	-입원	I.P	20,974	469,214	753,804	113,514,307	91,233,656
	-외래	O.P	112,070	2,394,161	3,054,060	112,849,202	81,503,023
	약국	P	108,647	1,387,822	24,650,371	62,498,140	45,659,556
사천시 Sacheon-si	합계	Total	103,040	2,508,106	25,488,394	269,425,192	203,195,843
	소계	S-Total	103,019	2,507,913	3,473,403	214,480,208	163,324,076
	-입원	I.P	20,960	461,424	727,911	109,808,800	87,795,111
	-외래	O.P	102,388	2,046,489	2,745,492	104,671,408	75,528,964
	약국	P	98,833	1,179,455	22,014,991	54,944,984	39,871,768

주 : 1) 진료일 기준

2) 연도말 주민등록 주소지 기준

3) 반올림 관계로 합계와 내용의 합이 다를 수 있음

4) 약국의 처방조제 입내원일수는 합계의 입내원일수에서 제외함

진료현황(총계) <계속>

and Benefit Type (Total) <Cont'd>

(단위 : 명, 일)
Unit : Person, Day

구 분 Division			진료실인원수 Patients	입내원일수 Visits	요양급여일수 Reimbursed Days	진료비 (천원) Medical Expense (1,000won)	급여비 (천원) Benefit (1,000won)
김 해 시 Gimhae-si	합 계	Total	514,231	11,272,325	105,169,065	1,127,196,533	840,198,218
	소 계	S-Total	513,610	11,234,671	17,026,620	910,390,298	683,544,671
	-입 원	I.P	95,993	1,990,885	3,067,279	455,792,266	364,774,334
	-외 래	O.P	510,695	9,243,786	13,959,341	454,598,033	318,770,337
	약 국	P	492,818	5,389,955	88,142,445	216,806,235	156,653,547
밀 양 시 Miryang-si	합 계	Total	96,191	2,513,854	28,254,709	286,303,352	216,405,252
	소 계	S-Total	96,166	2,513,459	4,547,277	229,360,359	175,020,637
	-입 원	I.P	23,071	568,823	846,023	130,187,521	104,418,540
	-외 래	O.P	95,409	1,944,636	3,701,254	99,172,838	70,602,098
	약 국	P	91,742	1,115,522	23,707,432	56,942,994	41,384,615
거 제 시 Geoje-si	합 계	Total	225,738	4,754,286	46,041,842	472,441,839	352,076,459
	소 계	S-Total	225,688	4,753,951	7,826,537	380,193,492	285,530,870
	-입 원	I.P	39,173	752,951	1,246,593	189,947,547	151,870,469
	-외 래	O.P	224,848	4,001,000	6,579,944	190,245,945	133,660,400
	약 국	P	215,837	2,337,210	38,215,305	92,248,347	66,545,589
양 산 시 Yongsan-si	합 계	Total	337,271	7,643,473	76,117,420	757,322,827	568,803,839
	소 계	S-Total	337,035	7,642,080	11,987,738	602,670,563	456,453,167
	-입 원	I.P	54,765	1,142,580	1,735,639	278,119,241	223,756,546
	-외 래	O.P	335,446	6,499,500	10,252,099	324,551,322	232,696,622
	약 국	P	324,681	3,802,671	64,129,682	154,652,264	112,350,671
의 령 군 Uiryeong-gun	합 계	Total	24,078	810,242	8,518,349	85,329,541	64,580,490
	소 계	S-Total	24,040	809,615	1,582,497	68,751,194	52,560,137
	-입 원	I.P	5,279	213,291	289,798	40,565,571	32,208,492
	-외 래	O.P	23,688	596,324	1,292,699	28,185,624	20,351,645
	약 국	P	23,019	330,522	6,935,852	16,578,347	12,020,353
함 안 군 Haman-gun	합 계	Total	58,729	1,499,427	16,422,856	166,259,708	125,936,373
	소 계	S-Total	58,684	1,494,764	2,543,706	133,288,415	102,065,381
	-입 원	I.P	11,560	351,938	498,405	75,636,440	60,845,898
	-외 래	O.P	58,103	1,142,826	2,045,301	57,651,976	41,219,483
	약 국	P	56,224	679,783	13,879,150	32,971,292	23,870,992
창 념 군 changnyeong-gun	합 계	Total	55,404	1,630,448	18,368,867	178,950,713	135,300,704
	소 계	S-Total	55,275	1,617,766	3,213,734	142,446,397	108,766,840
	-입 원	I.P	11,498	398,842	550,795	78,836,753	63,082,352
	-외 래	O.P	54,677	1,218,924	2,662,939	63,609,643	45,684,488
	약 국	P	53,051	706,374	15,155,133	36,504,317	26,533,864
고 성 군 Goseong-gun	합 계	Total	46,926	1,342,051	14,459,119	151,628,312	114,106,322
	소 계	S-Total	46,920	1,341,948	2,457,834	121,976,518	92,652,472
	-입 원	I.P	10,969	323,137	467,500	66,673,422	53,270,604
	-외 래	O.P	46,429	1,018,811	1,990,334	55,303,096	39,381,868
	약 국	P	44,919	569,881	12,001,285	29,651,794	21,453,851
남 해 군 Namhae-gun	합 계	Total	38,687	1,269,794	13,254,614	136,638,218	103,867,101
	소 계	S-Total	38,674	1,269,686	2,465,561	109,535,756	84,121,348
	-입 원	I.P	9,249	296,234	429,880	63,832,967	50,792,425
	-외 래	O.P	38,229	973,452	2,035,681	45,702,790	33,328,924
	약 국	P	37,014	509,786	10,789,053	27,102,461	19,745,753
하 동 군 Hadong-gun	합 계	Total	38,679	1,122,822	12,973,062	127,174,786	95,932,376
	소 계	S-Total	38,669	1,122,686	2,143,492	101,627,585	77,466,024
	-입 원	I.P	8,901	249,837	384,920	57,723,317	45,790,167
	-외 래	O.P	38,313	872,849	1,758,572	43,904,268	31,675,856
	약 국	P	36,949	467,846	10,829,570	25,547,201	18,466,353

Note : 1) Based on the Treatment Month
2) Based on the resident place
3) Rounding error can exist
4) The visit days to drug store with prescription are excluded from the Total

제III-2표
Table III-2

시·군·구별 진료형태별
Service Benefits by District

구 분 Division			진료실인원수 Patients	입내원일수 Visits	요양급여일수 Reimbursed Days	진료비 (천원) Medical Expense (1,000won)	급여비 (천원) Benefit (1,000won)
산 청 군 Sancheong-gun	합 계	Total	31,964	935,917	10,427,688	105,918,579	80,164,797
	소 계	S-Total	31,940	934,456	1,610,475	84,099,325	64,251,110
	-입 원	I.P	6,989	201,950	301,762	46,990,241	37,369,604
	-외 래	O.P	31,642	732,506	1,308,713	37,109,084	26,881,506
	약 국	P	30,414	378,249	8,817,213	21,819,254	15,913,687
함 양 군 Hamyang-gun	합 계	Total	34,762	1,046,483	11,652,025	112,328,838	85,026,676
	소 계	S-Total	34,758	1,045,704	1,893,115	88,732,087	67,839,304
	-입 원	I.P	7,223	188,793	294,293	46,630,285	37,200,521
	-외 래	O.P	34,550	856,911	1,598,822	42,101,802	30,638,783
	약 국	P	33,486	504,960	9,758,910	23,596,750	17,187,372
거 창 군 Geochang-gun	합 계	Total	56,701	1,437,675	16,471,472	157,832,291	119,446,473
	소 계	S-Total	56,691	1,437,117	2,702,109	124,500,848	95,221,251
	-입 원	I.P	10,301	257,853	385,563	64,285,873	51,850,692
	-외 래	O.P	56,347	1,179,264	2,316,546	60,214,976	43,370,559
	약 국	P	54,387	679,891	13,769,363	33,331,443	24,225,222
합 천 군 Hapcheon-gun	합 계	Total	38,746	1,204,861	14,094,043	142,286,894	107,613,939
	소 계	S-Total	38,712	1,204,587	2,348,257	113,558,216	86,852,487
	-입 원	I.P	8,507	329,182	456,091	66,397,655	52,846,636
	-외 래	O.P	38,215	875,405	1,892,166	47,160,561	34,005,851
	약 국	P	37,007	504,572	11,745,786	28,728,678	20,761,452

주 : 1) 진료일 기준
 2) 연도말 주민등록 주소지 기준
 3) 반올림 관계로 합계와 내용의 합이 다를 수 있음
 4) 약국의 처방조제 입내원일수는 합계의 입내원일수에서 제외함

진료현황(총계) <계속>

and Benefit Type (Total) <Cont'd>

(단위 : 명, 일)
Unit : Person, Day

구 분 Division			진료실인원수 Patients	입내원일수 Visits	요양급여일수 Reimbursed Days	진료비 (천원) Medical Expense (1,000won)	급여비 (천원) Benefit (1,000won)
제 주 합 계 Total Jeju 소 계 S.T			639,974	14,353,377	146,261,230	1,328,000,379	1,003,085,542
			639,822	14,351,057	20,605,760	1,044,546,799	797,034,413
			89,901	1,346,935	2,344,462	420,693,614	343,883,393
			638,064	13,004,122	18,261,298	623,853,185	453,151,020
			614,770	7,060,012	125,655,470	283,453,580	206,051,129
제 주 시 합 계 Total Jeju-si 소 계 S-Total			465,967	10,160,756	102,799,794	930,835,213	702,533,893
			465,862	10,160,230	14,486,471	731,554,272	557,739,433
			63,786	940,268	1,632,298	290,507,528	237,308,837
			464,571	9,219,962	12,854,173	441,046,744	320,430,596
			447,551	5,083,673	88,313,323	199,280,941	144,794,460
서 귀 포 시 합 계 Total Seogwipo-si 소 계 S-Total			174,007	4,192,621	43,461,436	397,165,166	300,551,649
			173,960	4,190,827	6,119,289	312,992,527	239,294,980
			26,115	406,667	712,164	130,186,086	106,574,556
			173,493	3,784,160	5,407,125	182,806,441	132,720,424
			167,219	1,976,339	37,342,147	84,172,639	61,256,669

Note : 1) Based on the Treatment Month
2) Based on the resident place
3) Rounding error can exist
4) The visit days to drug store with prescription are excluded from the Total

제III-3표
Table III-3

시도별 현금
Cash Benefits

구 분 Division	계 Total		요 양 비 Medical care costs		장 제 비 Funeral allowances	
	건 수 Cases	금 액 Benefits	건 수 Cases	금 액 Benefits	건 수 Cases	금 액 Benefits
계	5,062,967	2,890,677,712	2,443,190	290,846,161	-	-
서 울 Seoul	914,158	445,825,836	511,324	57,390,824	-	-
부 산 Busan	368,024	237,136,300	150,929	18,928,150	-	-
대 구 Daegu	226,421	132,012,135	100,282	12,595,334	-	-
인 천 Incheon	282,372	155,219,671	144,813	17,210,550	-	-
광 주 Gwangju	124,147	88,851,584	44,205	6,571,052	-	-
대 전 Daejeon	139,201	72,864,348	70,449	8,047,881	-	-
울 산 Ulsan	85,005	54,683,366	38,162	5,204,973	-	-
세 종 Sejong	38,704	16,061,908	26,503	2,510,782	-	-
경 기 Gyeonggi	1,274,475	636,874,287	711,672	79,976,093	-	-
강 원 Gangwon	160,513	86,819,537	79,849	9,541,169	-	-
충 북 Chungbuk	152,315	87,815,368	71,809	8,960,730	-	-
충 남 Chungnam	225,260	132,006,430	104,290	12,595,749	-	-
전 북 Jeonbuk	216,453	145,363,367	80,259	10,513,930	-	-
전 남 Jeonnam	221,919	168,551,076	64,198	9,330,174	-	-
경 북 Gyeongbuk	266,019	177,348,104	102,065	13,630,570	-	-
경 남 Gyeongnam	310,968	220,925,913	115,115	14,782,520	-	-
제 주 Jeju	57,013	32,318,483	27,266	3,055,680	-	-

주 : 1) 지급일 기준 2) 반올림 관계로 총계와 내용의 합이 다를 수 있음

3) 가정산소(2006 년 신설), 출산비, 제 1 형당노병환자 소모성재료(2011.7 월 신설)는 요양비에 포함 4) 장제비는 2008.1.1. 폐지 됨

5) 임신·출산 진료비는 2008.12.15 신설.(예탁금 형식으로 "건수" 불가) 카드사 매입일자 기준으로, 연도별 보험급여 실적의 현황과 다를 수 있음

6) 주소불분명 기타값 등의 관계로 시도별 현황자료와 3-1. 연도별 보험급여 실적 현황의 값이 다를 수 있음

급여 지급현황

by Province

(단위 : 건, 천원)
Unit : Case, KRW 1,000

본인부담액보상금 Compensation reimbursement		장애인 보조기기 Benefits for the appliances of the disabled		본인부담상한액 초과 사후환급금 Reimbursement in the co-payment ceiling system		임신·출산 진료비 Prenatal care costs
건 수 Cases	금 액 Benefits	건 수 Cases	금 액 Benefits	건 수 Cases	금 액 Benefits	금 액 Benefits
-	-	134,075	93,216,808	2,485,702	2,224,743,583	281,871,160
-	-	22,347	13,724,985	380,487	321,817,867	52,892,160
-	-	8,497	5,944,195	208,598	195,867,943	16,396,012
-	-	9,510	6,251,489	116,629	101,025,703	12,139,609
-	-	7,833	5,515,284	129,726	115,924,160	16,569,677
-	-	2,628	2,041,072	77,314	71,991,008	8,248,452
-	-	2,922	2,265,105	65,830	54,110,500	8,440,862
-	-	2,111	1,411,829	44,732	42,100,180	5,966,384
-	-	563	406,331	11,638	9,757,494	3,387,301
-	-	28,041	18,793,685	534,762	455,655,144	82,449,365
-	-	3,251	2,583,709	77,413	66,680,038	8,014,621
-	-	4,173	2,846,687	76,333	67,573,364	8,434,587
-	-	7,239	5,303,203	113,731	102,898,879	11,208,599
-	-	7,371	5,582,682	128,823	121,259,625	8,007,130
-	-	6,611	5,008,660	151,110	145,663,336	8,548,906
-	-	10,673	8,146,172	153,281	143,888,784	11,682,578
-	-	8,644	6,211,497	187,209	184,259,554	15,672,342
-	-	1,661	1,180,223	28,086	24,270,005	3,812,575

Note : 1) Based on the payment month 2) Rounding error can exist
3) Home oxygen (newly established in 2006), childbirth expenses, and consumable materials for patients with type 1 diabetes (newly established in July 2011) are included in healthcare expenses.
4) Funeral costs were repealed on January 1, 2008.
5) Prenatal care costs has been added in benefits owing to the creation of prenatal benefit program on December 15, 2008.
It is based on purchase date of a card company and it may be different from record of insurance benefit by year.
6) For reasons of address unknown or others, there may be difference between status report by city and province and the values in '3-1 status of insurance benefit by year'.

제III-4표
Table III-4

요양기관종별 진료형태별
Service Benefits by Type of

구 분 Division			진료실인원수 Patients	입내원일수 Visits	요양급여일수 Reimbursed Days	진료비(천원) Medical Expense (KRW1,000)
총계 Total	소계 입원	Subtotal Inpatients	48,918,655	1,085,421,038	11,585,092,241	110,802,876,969
	소계 외래	Subtotal Outpatients	7,332,944	135,288,531	217,070,567	38,692,996,769
	소계 외래	Subtotal Outpatients	48,749,626	950,132,507	11,368,021,674	72,109,880,200
의료기관 및 보건기관 Medical institution and Community health agency	소계 Subtotal	소계 입원 외래 Subtotal Inpatients Outpatients	48,888,112 7,332,944 48,706,116	1,084,184,330 135,288,531 948,895,799	1,698,791,264 217,070,567 1,481,720,697	87,698,056,187 38,692,996,769 49,005,059,419
	상급종합병원 Tertiary hospital	소계 입원 외래 Subtotal Inpatients Outpatients	8,402,508 1,741,067 8,147,904	61,838,824 16,383,860 45,454,964	148,368,785 43,402,765 104,966,020	20,039,726,920 12,641,114,348 7,398,612,572
	종합병원 General hospital	소계 입원 외래 Subtotal Inpatients Outpatients	14,040,168 2,979,275 13,487,671	98,110,874 26,992,067 71,118,807	235,292,918 56,585,905 178,707,013	18,302,982,666 11,940,618,016 6,362,364,650
	병원 Hospital	소계 입원 외래 Subtotal Inpatients Outpatients	13,179,898 2,050,438 12,953,051	84,135,803 22,782,900 61,352,903	116,572,685 43,057,653 73,515,032	9,122,134,835 5,873,203,705 3,248,931,131
	요양병원 Healthcare institute	소계 입원 외래 Subtotal Inpatients Outpatients	665,922 352,718 353,433	55,805,132 53,357,660 2,447,472	61,196,308 54,423,399 6,772,909	5,529,156,569 5,390,367,459 138,789,110
	정신병원 Psychiatric hospital	소계 입원 외래 Subtotal Inpatients Outpatients	281,644 50,219 253,897	7,489,674 5,924,215 1,565,459	37,477,379 6,656,518 30,820,861	706,257,435 591,954,478 114,302,957
	의원 Clinic	소계 입원 외래 Subtotal Inpatients Outpatients	45,761,586 1,153,795 45,748,358	592,578,249 5,459,541 587,118,708	857,385,010 8,209,333 849,175,677	24,612,985,814 1,664,968,814 22,948,017,000
	치과병원 Dental hospital	소계 입원 외래 Subtotal Inpatients Outpatients	1,652,189 6,473 1,652,078	4,540,380 23,663 4,516,717	4,588,454 61,907 4,526,547	350,475,485 11,801,291 338,674,194
	치과의원 Dental clinic	소계 입원 외래 Subtotal Inpatients Outpatients	23,516,320 205 23,516,310	77,110,761 198 77,110,563	77,161,484 726 77,160,758	5,441,666,606 44,970 5,441,621,636
	조산원 Midwifery clinic	소계 입원 외래 Subtotal Inpatients Outpatients	168 168 -	413 413 -	414 414 -	281,682 281,682 -
	보건기관 Health Center	소계 입원 외래 Subtotal Inpatients Outpatients	1,168,496 519 1,168,400	6,244,581 8,869 6,235,712	54,775,151 11,812 54,763,339	127,836,156 829,873 127,006,283
	한방병원 Korean medicine hospital	소계 입원 외래 Subtotal Inpatients Outpatients	848,411 182,608 719,319	7,930,907 4,080,276 3,850,631	9,275,021 4,383,423 4,891,598	691,910,182 546,389,784 145,520,398
	한의원 Korean medicine clinic	소계 입원 외래 Subtotal Inpatients Outpatients	10,539,822 14,979 10,532,969	88,398,732 274,869 88,123,863	96,697,655 276,712 96,420,943	2,772,641,836 31,422,349 2,741,219,487
	약국 Pharmacy	소계 처방 직접 Subtotal By Prescription without Prescription	46,916,852 46,890,213 382,086	540,379,154 539,142,446 1,236,708	9,886,300,977 9,882,715,397 3,585,580	23,104,820,782 23,095,267,374 9,553,408

주 : 1) 진료일 기준 2) 반올림 관계로 총계와 내용의 합이 다를 수 있음
3) 약국의 처방조제 입내원일수는 합계의 입내원일수에서 제외함
4) 2021년 3월 의료법 개정에 따른 '정신병원' 요양기관 종별 분리 및 신설

진료현황(총계)

Provider(Total)

(단위 : 명, 일, 원)
Unit : Person, Day, KRW

급여비 (천원) Benefit (KRW1,000)	입 내 원 1 일 당 Per Visit		요 양 급 여 1 일 당 Perreimbursed day	
	진료비 Medical Expense	급여비 Benefit	진료비 Medical Expense	급여비 Benefit
83,092,484,894	102,083	76,553	9,564	7,172
31,383,026,215	286,004	231,971	178,251	144,575
51,709,458,679	75,895	54,423	6,343	4,549
66,315,333,748	80,889	61,166	51,624	39,037
31,383,026,215	286,004	231,971	178,251	144,575
34,932,307,534	51,644	36,814	33,073	23,576
15,850,344,158	324,064	256,317	135,067	106,831
10,683,648,474	771,559	652,084	291,251	246,151
5,166,695,684	162,768	113,666	70,486	49,223
13,755,254,398	186,554	140,201	77,788	58,460
9,696,581,259	442,375	359,238	211,018	171,360
4,058,673,140	89,461	57,069	35,602	22,711
6,670,676,103	108,422	79,285	78,253	57,223
4,567,291,045	257,790	200,470	136,403	106,074
2,103,385,058	52,955	34,283	44,194	28,612
4,301,221,201	99,080	77,076	90,351	70,286
4,187,823,511	101,023	78,486	99,045	76,949
113,397,690	56,707	46,333	20,492	16,743
548,838,592	94,297	73,279	18,845	14,645
464,973,606	99,921	78,487	88,929	69,852
83,864,986	73,016	53,572	3,709	2,721
18,420,653,520	41,535	31,086	28,707	21,485
1,342,739,714	304,965	245,944	202,814	163,563
17,077,913,806	39,086	29,088	27,024	20,111
223,471,552	77,191	49,219	76,382	48,703
9,362,037	498,723	395,640	190,629	151,227
214,109,514	74,982	47,404	74,820	47,301
3,858,070,665	70,569	50,033	70,523	50,000
35,972	227,122	181,675	61,942	49,548
3,858,034,694	70,569	50,033	70,523	50,000
278,455	682,038	674,226	680,390	672,597
278,455	682,038	674,226	680,390	672,597
-	-	-	-	-
96,967,145	20,472	15,528	2,334	1,770
667,958	93,570	75,314	70,257	56,549
96,299,187	20,368	15,443	2,319	1,758
495,446,691	87,242	62,470	74,599	53,417
406,396,220	133,910	99,600	124,649	92,712
89,050,472	37,791	23,126	29,749	18,205
2,094,111,268	31,365	23,689	28,673	21,656
23,227,964	114,318	84,506	113,556	83,943
2,070,883,304	31,106	23,500	28,430	21,478
16,777,151,145	42,757	31,047	2,337	1,697
16,771,382,684	42,837	31,108	2,337	1,697
5,768,461	7,725	4,664	2,664	1,609

Note : 1) Based on the Treatment Month 2) Rounding error can exist

3) The visit days to drug store with prescription are excluded from the Total

4) Separated and newly added 'Psychiatric hospital' healthcare institutions according to the amendment of the Medical Service Act in March 2021

제III-4-1표
Table III-4-1

요양기관종별 진료형태별
Service Benefits by Type of

구 분 Division			진료실인원수 Patients	입내원일수 Visits	요양급여일수 Reimbursed Days	진료비(천원) Medical Expense (KRW1,000)
총계 Total		소계 Subtotal	37,601,412	759,437,412	7,891,468,643	73,857,419,435
		입원 Inpatients	5,078,574	80,439,337	132,928,404	23,978,636,993
		외래 Outpatients	37,490,137	678,998,075	7,758,540,239	49,878,782,442
의료기관 및 보건기관 Medical institution and Community health agency	소계 Subtotal	소계 Subtotal	37,558,273	758,659,871	1,171,867,269	58,156,105,360
		입원 Inpatients	5,078,574	80,439,337	132,928,404	23,978,636,993
		외래 Outpatients	37,438,788	678,220,534	1,038,938,865	34,177,468,367
	상급종합병원 Tertiary hospital	소계 Subtotal	6,106,137	41,334,897	97,307,570	12,939,193,072
		입원 Inpatients	1,194,663	10,356,842	27,687,339	7,991,613,025
		외래 Outpatients	5,924,155	30,978,055	69,620,231	4,947,580,047
	종합병원 General hospital	소계 Subtotal	10,154,113	65,082,522	154,062,114	11,706,923,645
		입원 Inpatients	2,029,152	16,780,878	35,646,457	7,447,004,877
		외래 Outpatients	9,760,337	48,301,644	118,415,657	4,259,918,768
	병원 Hospital	소계 Subtotal	9,800,025	58,958,458	80,346,380	6,061,932,378
		입원 Inpatients	1,438,130	14,359,538	27,591,383	3,756,559,843
		외래 Outpatients	9,641,358	44,598,920	52,754,997	2,305,372,535
	요양병원 Healthcare institute	소계 Subtotal	427,861	32,038,505	35,397,512	3,161,535,485
		입원 Inpatients	210,008	30,477,844	31,092,331	3,075,912,330
		외래 Outpatients	241,540	1,560,661	4,305,181	85,623,156
	정신병원 Psychiatric hospital	소계 Subtotal	177,902	3,484,759	21,397,170	324,853,825
		입원 Inpatients	24,653	2,536,583	2,902,156	256,575,838
		외래 Outpatients	164,789	948,176	18,495,014	68,277,987
	의원 Clinic	소계 Subtotal	35,126,449	428,823,785	614,948,409	17,477,626,075
		입원 Inpatients	807,638	3,541,776	5,413,102	1,126,987,294
		외래 Outpatients	35,115,650	425,282,009	609,535,307	16,350,638,781
	치과병원 Dental hospital	소계 Subtotal	1,243,686	3,308,957	3,345,515	247,114,000
		입원 Inpatients	4,759	16,667	44,276	8,240,149
		외래 Outpatients	1,243,590	3,292,290	3,301,239	238,873,851
	치과의원 Dental clinic	소계 Subtotal	17,682,280	55,590,084	55,624,547	3,817,567,624
		입원 Inpatients	155	147	523	33,912
		외래 Outpatients	17,682,271	55,589,937	55,624,024	3,817,533,712
	조산원 Midwifery clinic	소계 Subtotal	122	303	304	207,977
		입원 Inpatients	122	303	304	207,977
		외래 Outpatients	-	-	-	-
	보건기관 Health Center	소계 Subtotal	797,249	4,156,665	36,644,957	85,191,742
		입원 Inpatients	315	5,721	7,608	533,566
		외래 Outpatients	797,186	4,150,944	36,637,349	84,658,176
	한방병원 Korean medicine hospital	소계 Subtotal	590,659	4,921,120	5,852,328	400,521,551
		입원 Inpatients	109,105	2,219,868	2,398,632	298,497,439
		외래 Outpatients	514,522	2,701,252	3,453,696	102,024,112
	한의원 Korean medicine clinic	소계 Subtotal	7,653,683	60,959,816	66,940,463	1,933,437,985
		입원 Inpatients	8,578	143,170	144,293	16,470,744
		외래 Outpatients	7,649,939	60,816,646	66,796,170	1,916,967,242
약국 Pharmacy		소계 Subtotal	35,936,028	390,242,380	6,719,601,374	15,701,314,075
		처방 By Prescription	35,916,742	389,464,839	6,717,347,199	15,695,288,546
		직접 without Prescription	257,386	777,541	2,254,175	6,025,528

주 : 1) 진료일 기준 2) 반올림 관계로 총계와 내용의 합이 다를 수 있음
3) 약국의 처방조제 입내원일수는 합계의 입내원일수에서 제외함
4) 2021년 3월 의료법 개정에 따른 '정신병원' 요양기관 종별 분리 및 신설

진료현황(직장)

Provider(I.W.)

(단위 : 명, 일, 원)
Unit : Person, Day, KRW

급여비 (천원) Benefit (KRW1,000)	입 내 원 1 일 당 Per Visit		요 양 급 여 1 일 당 Perreimbursed day	
	진료비 Medical Expense	급여비 Benefit	진료비 Medical Expense	급여비 Benefit
55,012,081,673	97,253	72,438	9,359	6,971
19,440,652,991	298,096	241,681	180,388	146,249
35,571,428,682	73,459	52,388	6,429	4,585
43,654,718,638	76,656	57,542	49,627	37,252
19,440,652,991	298,096	241,681	180,388	146,249
24,214,065,647	50,393	35,702	32,897	23,307
10,150,336,198	313,033	245,563	132,972	104,312
6,745,662,527	771,626	651,324	288,638	243,637
3,404,673,671	159,712	109,906	71,065	48,904
8,712,058,322	179,878	133,862	75,988	56,549
6,032,377,974	443,779	359,479	208,913	169,228
2,679,680,347	88,194	55,478	35,974	22,629
4,421,122,713	102,817	74,987	75,447	55,026
2,930,801,704	261,607	204,101	136,150	106,222
1,490,321,009	51,691	33,416	43,700	28,250
2,448,365,786	98,679	76,419	89,315	69,168
2,378,992,549	100,923	78,056	98,928	76,514
69,373,237	54,863	44,451	19,888	16,114
248,710,388	93,221	71,371	15,182	11,624
199,250,216	101,150	78,551	88,409	68,656
49,460,171	72,010	52,163	3,692	2,674
13,018,377,103	40,757	30,358	28,421	21,170
912,057,426	318,198	257,514	208,196	168,491
12,106,319,677	38,447	28,467	26,825	19,862
156,698,575	74,680	47,356	73,864	46,838
6,520,927	494,399	391,248	186,109	147,279
150,177,649	72,556	45,615	72,359	45,491
2,704,341,147	68,674	48,648	68,631	48,618
27,125	230,693	184,522	64,841	51,864
2,704,314,022	68,673	48,648	68,631	48,618
205,565	686,394	678,434	684,136	676,202
205,565	686,394	678,434	684,136	676,202
-	-	-	-	-
64,464,871	20,495	15,509	2,325	1,759
427,973	93,264	74,807	70,132	56,253
64,036,899	20,395	15,427	2,311	1,748
284,261,667	81,388	57,764	68,438	48,572
222,187,629	134,466	100,090	124,445	92,631
62,074,038	37,769	22,980	29,541	17,973
1,445,776,302	31,717	23,717	28,883	21,598
12,141,375	115,043	84,804	114,148	84,144
1,433,634,927	31,520	23,573	28,699	21,463
11,357,363,035	40,235	29,103	2,337	1,690
11,353,728,971	40,300	29,152	2,337	1,690
3,634,064	7,749	4,674	2,673	1,612

Note : 1) Based on the Treatment Month 2) Rounding error can exist

3) The visit days to drug store with prescription are excluded from the Total

4) Separated and newly added 'Psychiatric hospital' healthcare institutions according to the amendment of the Medical Service Act in March 2021

제III-4-2표
Table III-4-2

요양기관종별 진료형태별
Service Benefits by Type of

구 분 Division				진료실인원수 Patients	입내원일수 Visits	요양급여일수 Reimbursed Days	진료비(천원) Medical Expense (KRW1,000)
총계 Total		소계 Subtotal	Subtotal	16,522,932	325,983,626	3,693,623,598	36,945,457,534
		입원 Inpatients	Inpatients	2,375,817	54,849,194	84,142,163	14,714,359,776
		외래 Outpatients	Outpatients	16,429,189	271,134,432	3,609,481,435	22,231,097,758
의료기관 및 보건기관 Medical institution and Community health agency	소계 Subtotal	소계 Subtotal	Subtotal	16,400,347	325,524,459	526,923,995	29,541,950,827
		입원 Inpatients	Inpatients	2,375,817	54,849,194	84,142,163	14,714,359,776
		외래 Outpatients	Outpatients	16,298,843	270,675,265	442,781,832	14,827,591,051
	상급종합병원 Tertiary hospital	소계 입원 외래	Subtotal Inpatients Outpatients	2,655,065 567,385 2,569,086	20,503,927 6,027,018 14,476,909	51,061,215 15,715,426 35,345,789	7,100,533,848 4,649,501,323 2,451,032,525
	종합병원 General hospital	소계 입원 외래	Subtotal Inpatients Outpatients	4,468,002 978,736 4,280,326	33,028,352 10,211,189 22,817,163	81,230,804 20,939,448 60,291,356	6,596,059,021 4,493,613,138 2,102,445,882
	병원 Hospital	소계 입원 외래	Subtotal Inpatients Outpatients	3,888,833 631,843 3,801,371	25,177,345 8,423,362 16,753,983	36,226,305 15,466,270 20,760,035	3,060,202,457 2,116,643,862 943,558,595
	요양병원 Healthcare institute	소계 입원 외래	Subtotal Inpatients Outpatients	264,664 158,825 122,247	23,766,627 22,879,816 886,811	25,798,796 23,331,068 2,467,728	2,367,621,084 2,314,455,129 53,165,955
	정신병원 Psychiatric hospital	소계 입원 외래	Subtotal Inpatients Outpatients	125,227 28,212 108,028	4,004,915 3,387,632 617,283	16,080,209 3,754,362 12,325,847	381,403,610 335,378,640 46,024,970
	의원 Clinic	소계 입원 외래	Subtotal Inpatients Outpatients	14,694,527 352,255 14,688,242	163,754,464 1,917,765 161,836,699	242,436,601 2,796,231 239,640,370	7,135,359,739 537,981,521 6,597,378,219
	치과병원 Dental hospital	소계 입원 외래	Subtotal Inpatients Outpatients	445,608 1,721 445,570	1,231,423 6,996 1,224,427	1,242,939 17,631 1,225,308	103,361,485 3,561,142 99,800,343
	치과의원 Dental clinic	소계 입원 외래	Subtotal Inpatients Outpatients	6,509,512 50 6,509,511	21,520,677 51 21,520,626	21,536,937 203 21,536,734	1,624,098,982 11,058 1,624,087,924
	조산원 Midwifery clinic	소계 입원 외래	Subtotal Inpatients Outpatients	46 46 -	110 110 -	110 110 -	73,704 73,704 -
	보건기관 Health Center	소계 입원 외래	Subtotal Inpatients Outpatients	419,720 207 419,682	2,087,916 3,148 2,084,768	18,130,194 4,204 18,125,990	42,644,414 296,307 42,348,108
	한방병원 Korean medicine hospital	소계 입원 외래	Subtotal Inpatients Outpatients	275,446 76,738 218,589	3,009,787 1,860,408 1,149,379	3,422,693 1,984,791 1,437,902	291,388,631 247,892,345 43,496,285
	한의원 Korean medicine clinic	소계 입원 외래	Subtotal Inpatients Outpatients	3,257,052 6,651 3,253,549	27,438,916 131,699 27,307,217	29,757,192 132,419 29,624,773	839,203,851 14,951,605 824,252,246
약국 Pharmacy		소계 처방 직접	Subtotal By Prescription without Prescription	15,298,900 15,284,892 137,575	150,136,774 149,677,607 459,167	3,166,699,603 3,165,368,198 1,331,405	7,403,506,707 7,399,978,828 3,527,879

주 : 1) 진료일 기준 2) 반올림 관계로 총계와 내용의 합이 다를 수 있음
3) 약국의 처방조제 입내원일수는 합계의 입내원일수에서 제외함
4) 2021년 3월 의료법 개정에 따른 '정신병원' 요양기관 종별 분리 및 신설

진료현황(지역)

Provider(S.E.)

(단위 : 명, 일, 원)
Unit : Person, Day, KRW

급여비 (천원) Benefit (KRW1,000)	입 내 원 1 일 당 Per Visit		요 양 금 여 1 일 당 Perreimbursed day	
	진료비 Medical Expense	급여비 Benefit	진료비 Medical Expense	급여비 Benefit
28,080,403,221	113,335	86,141	10,002	7,602
11,942,373,223	268,269	217,731	174,875	141,931
16,138,029,997	81,993	59,520	6,159	4,471
22,660,615,110	90,752	69,613	56,065	43,005
11,942,373,223	268,269	217,731	174,875	141,931
10,718,241,887	54,780	39,598	33,487	24,207
5,700,007,960	346,301	277,996	139,059	111,631
3,937,985,947	771,443	653,389	295,856	250,581
1,762,022,013	169,306	121,713	69,344	49,851
5,043,196,076	199,709	152,693	81,201	62,085
3,664,203,284	440,068	358,842	214,600	174,990
1,378,992,792	92,143	60,437	34,871	22,872
2,249,553,390	121,546	89,348	84,475	62,097
1,636,489,340	251,283	194,280	136,855	105,810
613,064,050	56,318	36,592	45,451	29,531
1,852,855,416	99,620	77,960	91,773	71,819
1,808,830,963	101,157	79,058	99,201	77,529
44,024,453	59,952	49,644	21,544	17,840
300,128,204	95,234	74,940	23,719	18,664
265,723,390	99,001	78,439	89,330	70,777
34,404,814	74,561	55,736	3,734	2,791
5,402,276,417	43,574	32,990	29,432	22,283
430,682,288	280,525	224,575	192,395	154,022
4,971,594,129	40,766	30,720	27,530	20,746
66,772,976	83,937	54,224	83,159	53,722
2,841,111	509,025	406,105	201,982	161,143
63,931,866	81,508	52,214	81,449	52,176
1,153,729,519	75,467	53,610	75,410	53,570
8,847	216,829	173,468	54,474	43,581
1,153,720,672	75,467	53,610	75,410	53,570
72,890	670,039	662,636	670,039	662,636
72,890	670,039	662,636	670,039	662,636
-	-	-	-	-
32,502,273	20,424	15,567	2,352	1,793
239,985	94,125	76,234	70,482	57,085
32,262,289	20,313	15,475	2,336	1,780
211,185,024	96,814	70,166	85,134	61,701
184,208,590	133,246	99,015	124,896	92,810
26,976,434	37,843	23,470	30,250	18,761
648,334,965	30,584	23,628	28,202	21,788
11,086,589	113,529	84,181	112,911	83,724
637,248,377	30,184	23,336	27,823	21,511
5,419,788,110	49,312	36,099	2,338	1,711
5,417,653,713	49,439	36,195	2,338	1,712
2,134,397	7,683	4,648	2,650	1,603

Note : 1) Based on the Treatment Month 2) Rounding error can exist

3) The visit days to drug store with prescription are excluded from the Total

4) Separated and newly added 'Psychiatric hospital' healthcare institutions according to the amendment of the Medical Service Act in March 2021

제III-5표
Table III-5

월별 진료형태별
Service Benefits

구 분 Division			진료실인원수 Patients	입내원일수 Visits	요양급여일수 Reimbursed Days	진료비 (천원) Medical Expense (KRW1,000)
계	계	Total	48,918,655	1,085,421,038	11,585,092,241	110,802,876,969
	소 계	Sub-Total	48,888,112	1,084,184,330	1,698,791,264	87,698,056,187
	- 입 원	I.P	7,332,944	135,288,531	217,070,567	38,692,996,769
	- 외 래	O.P	48,706,116	948,895,799	1,481,720,697	49,005,059,419
	약 국	P	46,916,852	540,379,154	9,886,300,977	23,104,820,782
1 월 Jan.	소 계	S.T	27,521,446	85,098,978	135,984,735	7,371,015,795
	- 입 원	I.P	1,069,031	12,517,693	20,307,264	3,593,810,891
	- 외 래	O.P	27,247,591	72,581,285	115,677,471	3,777,204,903
	약 국	P	22,045,020	41,213,786	780,182,346	1,808,323,662
2 월 Feb.	소 계	S.T	26,743,841	82,339,361	130,150,184	6,793,310,231
	- 입 원	I.P	952,562	10,503,809	16,829,499	2,986,970,087
	- 외 래	O.P	26,489,586	71,835,552	113,320,685	3,806,340,143
	약 국	P	20,862,472	38,847,430	756,709,065	1,740,780,990
3 월 Mar.	소 계	S.T	28,575,406	93,674,091	145,875,674	7,579,022,979
	- 입 원	I.P	1,022,435	11,523,162	18,488,700	3,316,395,523
	- 외 래	O.P	28,330,065	82,150,929	127,386,974	4,262,627,456
	약 국	P	23,203,999	46,025,403	843,177,005	1,963,782,884
4 월 Apr.	소 계	S.T	28,809,401	92,129,866	141,149,974	7,196,978,477
	- 입 원	I.P	995,825	11,071,972	17,715,274	3,148,296,780
	- 외 래	O.P	28,560,384	81,057,894	123,434,700	4,048,681,697
	약 국	P	23,643,546	47,484,478	804,163,717	1,922,106,679
5 월 May	소 계	S.T	29,100,717	94,763,519	147,674,214	7,561,577,035
	- 입 원	I.P	1,043,924	11,631,951	18,730,929	3,328,555,253
	- 외 래	O.P	28,853,820	83,131,568	128,943,285	4,233,021,782
	약 국	P	23,812,106	47,825,477	844,225,608	1,998,725,685
6 월 Jun.	소 계	S.T	28,193,374	90,306,269	141,890,361	7,373,090,434
	- 입 원	I.P	1,010,034	11,184,689	17,967,341	3,191,314,584
	- 외 래	O.P	27,944,733	79,121,580	123,923,020	4,181,775,851
	약 국	P	22,530,839	43,318,273	828,185,406	1,919,320,470
7 월 Jul.	소 계	S.T	28,556,835	92,118,054	143,568,256	7,530,313,263
	- 입 원	I.P	1,062,540	11,845,864	18,957,741	3,341,062,066
	- 외 래	O.P	28,299,134	80,272,190	124,610,515	4,189,251,197
	약 국	P	22,989,256	44,974,702	821,079,154	1,925,942,608
8 월 Aug.	소 계	S.T	28,474,202	91,146,407	144,262,724	7,624,659,328
	- 입 원	I.P	1,069,414	11,954,528	19,227,832	3,393,432,772
	- 외 래	O.P	28,218,238	79,191,879	125,034,892	4,231,226,556
	약 국	P	22,715,294	43,630,143	834,930,391	1,948,072,418
9 월 Sep.	소 계	S.T	27,687,702	85,278,236	136,272,589	6,836,594,411
	- 입 원	I.P	972,440	10,605,645	17,008,200	2,994,676,641
	- 외 래	O.P	27,426,403	74,672,591	119,264,389	3,841,917,771
	약 국	P	22,362,265	42,337,369	806,654,928	1,850,406,274
10 월 Oct.	소 계	S.T	28,971,270	90,756,952	142,340,178	7,326,989,286
	- 입 원	I.P	996,267	11,163,711	17,944,962	3,245,918,789
	- 외 래	O.P	28,716,044	79,593,241	124,395,216	4,081,070,497
	약 국	P	23,821,138	46,289,051	851,640,115	1,970,058,898
11 월 Nov.	소 계	S.T	29,657,876	93,364,543	145,688,952	7,403,514,137
	- 입 원	I.P	1,003,013	10,911,308	17,639,567	3,197,602,187
	- 외 래	O.P	29,404,456	82,453,235	128,049,385	4,205,911,951
	약 국	P	24,535,066	48,342,522	853,427,342	2,008,314,525
12 월 Dec.	소 계	S.T	30,220,675	93,208,054	143,933,423	7,100,990,811
	- 입 원	I.P	1,041,681	10,374,199	16,253,258	2,954,961,197
	- 외 래	O.P	29,956,527	82,833,855	127,680,165	4,146,029,614
	약 국	P	25,242,404	50,090,520	861,925,900	2,048,985,689

주 : 1) 진료일 기준

2) 반올림 관계로 총계와 내용의 합이 다를 수 있음

3) 약국의 처방조제 입내원일수는 합계의 입내원일수에서 제외함

진료현황(총계)

by Month(Total)

(단위 : 명, 일, 원)
Unit : Person, Day, KRW

급여비 (천원) Benefit (KRW1,000)	입 내 원 1 일 당 Per Visit		요 양 급 여 1 일 당 Perreimbursed day	
	진료비 Medical Expense	급여비 Benefit	진료비 Medical Expense	급여비 Benefit
83,092,484,894	102,083	76,553	9,564	7,172
66,315,333,748	80,889	61,166	51,624	39,037
31,383,026,215	286,004	231,971	178,251	144,575
34,932,307,534	51,644	36,814	33,073	23,576
16,777,151,145	42,757	31,047	2,337	1,697
5,632,489,345	86,617	66,188	54,205	41,420
2,929,010,305	287,099	233,990	176,972	144,235
2,703,479,039	52,041	37,248	32,653	23,371
1,313,066,435	43,877	31,860	2,318	1,683
5,136,099,391	82,504	62,377	52,196	39,463
2,422,827,628	284,370	230,662	177,484	143,963
2,713,271,763	52,987	37,771	33,589	23,943
1,265,348,721	44,811	32,572	2,300	1,672
5,733,240,104	80,908	61,204	51,955	39,302
2,692,837,573	287,803	233,689	179,374	145,648
3,040,402,532	51,888	37,010	33,462	23,867
1,426,183,287	42,667	30,987	2,329	1,691
5,444,172,672	78,118	59,092	50,988	38,570
2,556,828,538	284,348	230,928	177,717	144,329
2,887,344,134	49,948	35,621	32,800	23,392
1,394,931,753	40,479	29,377	2,390	1,735
5,724,284,695	79,794	60,406	51,204	38,763
2,701,360,432	286,156	232,236	177,704	144,219
3,022,924,263	50,920	36,363	32,829	23,444
1,451,568,247	41,792	30,351	2,368	1,719
5,565,742,892	81,645	61,632	51,963	39,226
2,586,501,754	285,329	231,254	177,618	143,956
2,979,241,138	52,853	37,654	33,745	24,041
1,393,634,876	44,307	32,172	2,318	1,683
5,696,268,830	81,746	61,837	52,451	39,676
2,708,185,970	282,045	228,619	176,237	142,854
2,988,082,859	52,188	37,224	33,619	23,979
1,399,692,845	42,823	31,122	2,346	1,705
5,771,516,625	83,653	63,321	52,853	40,007
2,750,330,350	283,862	230,066	176,485	143,039
3,021,186,275	53,430	38,150	33,840	24,163
1,417,209,142	44,650	32,482	2,333	1,697
5,159,816,615	80,168	60,506	50,169	37,864
2,425,602,380	282,366	228,709	176,073	142,614
2,734,214,235	51,450	36,616	32,213	22,926
1,343,658,429	43,706	31,737	2,294	1,666
5,538,696,193	80,732	61,028	51,475	38,912
2,632,562,840	290,756	235,814	180,882	146,702
2,906,133,352	51,274	36,512	32,807	23,362
1,429,266,528	42,560	30,877	2,313	1,678
5,581,376,251	79,297	59,780	50,817	38,310
2,591,572,003	293,054	237,512	181,274	146,918
2,989,804,248	51,010	36,261	32,846	23,349
1,458,568,767	41,543	30,172	2,353	1,709
5,331,630,136	76,184	57,201	49,335	37,042
2,385,406,441	284,838	229,936	181,807	146,765
2,946,223,695	50,052	35,568	32,472	23,075
1,484,022,115	40,906	29,627	2,377	1,722

Note : 1) Based on the Treatment Month

2) Rounding error can exist

3) The visit days to drug store with prescription are excluded from the Total

제III-5-1표
Table III-5-1

월별 진료형태별
Service Benefits

구 분 Division			진료실인원수 Patients	입내원일수 Visits	요양급여일수 Reimbursed Days	진료비 (천원) Medical Expense (KRW1,000)
계	계	Total	37,601,412	759,437,412	7,891,468,643	73,857,419,435
	소 계	Sub-Total	37,558,273	758,659,871	1,171,867,269	58,156,105,360
	- 입 원	I.P	5,078,574	80,439,337	132,928,404	23,978,636,993
	- 외 래	O.P	37,438,788	678,220,534	1,038,938,865	34,177,468,367
	약 국	P	35,936,028	390,242,380	6,719,601,374	15,701,314,075
1 월 Jan.	소 계	S.T	19,859,746	58,862,849	92,754,076	4,848,271,201
	- 입 원	I.P	696,951	7,484,476	12,447,678	2,231,899,776
	- 외 래	O.P	19,693,558	51,378,373	80,306,398	2,616,371,425
	약 국	P	15,781,679	29,322,224	525,195,037	1,215,602,222
2 월 Feb.	소 계	S.T	19,339,505	57,297,236	89,398,792	4,500,901,159
	- 입 원	I.P	618,531	6,263,815	10,310,690	1,855,105,107
	- 외 래	O.P	19,186,513	51,033,421	79,088,102	2,645,796,052
	약 국	P	14,941,761	27,735,555	511,969,853	1,174,679,002
3 월 Mar.	소 계	S.T	20,706,424	65,351,013	100,376,891	5,016,279,653
	- 입 원	I.P	665,835	6,882,512	11,340,584	2,061,045,507
	- 외 래	O.P	20,559,589	58,468,501	89,036,307	2,955,234,145
	약 국	P	16,731,768	33,137,298	571,629,730	1,331,103,206
4 월 Apr.	소 계	S.T	21,009,017	65,086,804	98,297,428	4,795,364,404
	- 입 원	I.P	653,041	6,632,350	10,921,541	1,959,719,704
	- 외 래	O.P	20,860,228	58,454,454	87,375,887	2,835,644,700
	약 국	P	17,208,011	34,759,812	551,078,318	1,322,032,934
5 월 May	소 계	S.T	21,174,282	66,509,455	102,092,228	5,024,980,511
	- 입 원	I.P	684,227	6,964,779	11,532,545	2,071,065,995
	- 외 래	O.P	21,026,316	59,544,676	90,559,683	2,953,914,516
	약 국	P	17,255,433	34,645,293	574,181,876	1,361,262,801
6 월 Jun.	소 계	S.T	20,446,479	62,984,837	97,733,440	4,892,244,713
	- 입 원	I.P	658,605	6,669,297	11,019,589	1,978,999,280
	- 외 래	O.P	20,298,367	56,315,540	86,713,851	2,913,245,433
	약 국	P	16,236,657	31,085,554	562,593,219	1,300,856,993
7 월 Jul.	소 계	S.T	20,770,021	64,548,523	99,195,785	5,005,964,707
	- 입 원	I.P	696,782	7,047,690	11,635,856	2,073,783,122
	- 외 래	O.P	20,616,534	57,500,833	87,559,929	2,932,181,584
	약 국	P	16,636,073	32,577,113	559,412,615	1,310,937,764
8 월 Aug.	소 계	S.T	20,694,348	63,640,880	99,307,878	5,066,088,737
	- 입 원	I.P	701,257	7,118,263	11,797,319	2,103,945,912
	- 외 래	O.P	20,541,904	56,522,617	87,510,559	2,962,142,825
	약 국	P	16,379,568	31,327,439	566,769,020	1,318,593,004
9 월 Sep.	소 계	S.T	20,147,791	59,765,113	94,165,482	4,537,715,935
	- 입 원	I.P	636,754	6,271,427	10,389,950	1,851,854,828
	- 외 래	O.P	19,992,491	53,493,686	83,775,532	2,685,861,107
	약 국	P	16,203,135	30,673,296	550,106,692	1,259,652,638
10 월 Oct.	소 계	S.T	21,111,155	63,644,633	98,400,319	4,850,507,501
	- 입 원	I.P	646,774	6,582,341	10,923,127	1,998,156,787
	- 외 래	O.P	20,959,428	57,062,292	87,477,192	2,852,350,713
	약 국	P	17,292,365	33,558,448	580,516,517	1,342,941,245
11 월 Nov.	소 계	S.T	21,675,164	65,773,299	101,051,752	4,923,220,992
	- 입 원	I.P	652,184	6,456,735	10,768,271	1,977,360,206
	- 외 래	O.P	21,525,018	59,316,564	90,283,481	2,945,860,787
	약 국	P	17,869,046	35,199,725	582,940,986	1,372,961,323
12 월 Dec.	소 계	S.T	21,884,183	65,195,229	99,093,198	4,694,565,847
	- 입 원	I.P	674,696	6,065,652	9,841,254	1,815,700,768
	- 외 래	O.P	21,728,924	59,129,577	89,251,944	2,878,865,079
	약 국	P	18,228,033	36,220,623	583,207,511	1,390,690,943

주 : 1) 진료일 기준

2) 반올림 관계로 총계와 내용의 합이 다를 수 있음

3) 약국의 처방조제 입내원일수는 합계의 입내원일수에서 제외함

진료현황(직장)

by Month(I.W.)

(단위 : 명, 일, 원)
Unit : Person, Day, KRW

급여비 (천원) Benefit (KRW1,000)	입 내 원 1 일 당 Per Visit		요 양 급 여 1 일 당 Perreimbursed day	
	진료비 Medical Expense	급여비 Benefit	진료비 Medical Expense	급여비 Benefit
55,012,081,673	97,253	72,438	9,359	6,971
43,654,718,638	76,656	57,542	49,627	37,252
19,440,652,991	298,096	241,681	180,388	146,249
24,214,065,647	50,393	35,702	32,897	23,307
11,357,363,035	40,235	29,103	2,337	1,690
3,680,283,937	82,366	62,523	52,270	39,678
1,818,381,287	298,204	242,954	179,302	146,082
1,861,902,649	50,924	36,239	32,580	23,185
879,481,245	41,457	29,994	2,315	1,675
3,379,338,300	78,554	58,979	50,346	37,801
1,504,175,865	296,162	240,137	179,921	145,885
1,875,162,435	51,844	36,744	33,454	23,710
850,697,659	42,353	30,672	2,294	1,662
3,769,398,752	76,759	57,679	49,974	37,552
1,672,877,451	299,461	243,062	181,741	147,512
2,096,521,302	50,544	35,857	33,191	23,547
963,198,108	40,169	29,067	2,329	1,685
3,602,666,974	73,676	55,352	48,784	36,651
1,591,131,129	295,479	239,905	179,436	145,687
2,011,535,845	48,510	34,412	32,453	23,022
956,145,710	38,033	27,507	2,399	1,735
3,778,358,766	75,553	56,809	49,220	37,009
1,680,604,283	297,363	241,300	179,584	145,727
2,097,754,483	49,608	35,230	32,618	23,164
984,880,189	39,291	28,428	2,371	1,715
3,666,350,718	77,673	58,210	50,057	37,514
1,603,048,520	296,733	240,362	179,589	145,473
2,063,302,198	51,731	36,638	33,596	23,794
940,979,492	41,848	30,271	2,312	1,673
3,760,070,731	77,554	58,252	50,465	37,906
1,680,588,633	294,250	238,459	178,224	144,432
2,079,482,098	50,994	36,164	33,488	23,749
949,164,331	40,241	29,136	2,343	1,697
3,806,270,495	79,604	59,809	51,014	38,328
1,704,465,446	295,570	239,450	178,341	144,479
2,101,805,049	52,406	37,185	33,849	24,018
955,552,838	42,091	30,502	2,327	1,686
3,397,665,943	75,926	56,850	48,189	36,082
1,499,262,358	295,284	239,062	178,235	144,299
1,898,403,585	50,209	35,488	32,060	22,661
911,023,780	41,067	29,701	2,290	1,656
3,636,553,795	76,212	57,138	49,294	36,957
1,619,341,243	303,563	246,013	182,929	148,249
2,017,212,552	49,987	35,351	32,607	23,060
970,285,239	40,018	28,913	2,313	1,671
3,681,281,923	74,851	55,969	48,720	36,430
1,601,729,170	306,248	248,071	183,628	148,745
2,079,552,753	49,663	35,059	32,629	23,034
992,900,567	39,005	28,208	2,355	1,703
3,496,478,303	72,008	53,631	47,375	35,285
1,465,047,606	299,341	241,532	184,499	148,868
2,031,430,697	48,687	34,356	32,255	22,761
1,003,053,878	38,395	27,693	2,385	1,720

Note : 1) Based on the Treatment Month

2) Rounding error can exist

3) The visit days to drug store with prescription are excluded from the Total

제III-5-2표
Table III-5-2

월별 진료형태별
Service Benefits

구 분 Division			진료실인원수 Patients	입내원일수 Visits	요양급여일수 Reimbursed Days	진료비 (천원) Medical Expense (KRW1,000)
계	계	Total	16,522,932	325,983,626	3,693,623,598	36,945,457,534
	소 계	Sub-Total	16,400,347	325,524,459	526,923,995	29,541,950,827
	- 입 원	I.P	2,375,817	54,849,194	84,142,163	14,714,359,776
	- 외 래	O.P	16,298,843	270,675,265	442,781,832	14,827,591,051
	약 국	P	15,298,900	150,136,774	3,166,699,603	7,403,506,707
1 월 Jan.	소 계	S.T	7,771,759	26,236,129	43,230,659	2,522,744,594
	- 입 원	I.P	373,874	5,033,217	7,859,586	1,361,911,116
	- 외 래	O.P	7,659,904	21,202,912	35,371,073	1,160,833,478
	약 국	P	6,321,766	11,891,562	254,987,309	592,721,441
2 월 Feb.	소 계	S.T	7,502,087	25,042,125	40,751,392	2,292,409,072
	- 입 원	I.P	335,248	4,239,994	6,518,809	1,131,864,980
	- 외 래	O.P	7,397,826	20,802,131	34,232,583	1,160,544,092
	약 국	P	5,969,313	11,111,875	244,739,212	566,101,989
3 월 Mar.	소 계	S.T	7,990,889	28,323,078	45,498,783	2,562,743,327
	- 입 원	I.P	358,098	4,640,650	7,148,116	1,255,350,016
	- 외 래	O.P	7,888,935	23,682,428	38,350,667	1,307,393,311
	약 국	P	6,537,014	12,888,105	271,547,275	632,679,677
4 월 Apr.	소 계	S.T	7,910,703	27,043,062	42,852,546	2,401,614,072
	- 입 원	I.P	344,154	4,439,622	6,793,733	1,188,577,076
	- 외 래	O.P	7,807,433	22,603,440	36,058,813	1,213,036,996
	약 국	P	6,494,399	12,724,666	253,085,399	600,073,745
5 월 May	소 계	S.T	8,043,405	28,254,064	45,581,986	2,536,596,524
	- 입 원	I.P	361,133	4,667,172	7,198,384	1,257,489,258
	- 외 래	O.P	7,941,156	23,586,892	38,383,602	1,279,107,266
	약 국	P	6,618,556	13,180,184	270,043,732	637,462,884
6 월 Jun.	소 계	S.T	7,854,838	27,321,432	44,156,921	2,480,845,721
	- 입 원	I.P	352,809	4,515,392	6,947,752	1,212,315,304
	- 외 래	O.P	7,751,097	22,806,040	37,209,169	1,268,530,418
	약 국	P	6,349,779	12,232,719	265,592,187	618,463,477
7 월 Jul.	소 계	S.T	7,897,961	27,569,531	44,372,471	2,524,348,556
	- 입 원	I.P	367,213	4,798,174	7,321,885	1,267,278,943
	- 외 래	O.P	7,790,298	22,771,357	37,050,586	1,257,069,613
	약 국	P	6,412,166	12,397,589	261,666,539	615,004,844
8 월 Aug.	소 계	S.T	7,889,544	27,505,527	44,954,846	2,558,570,591
	- 입 원	I.P	369,667	4,836,265	7,430,513	1,289,486,859
	- 외 래	O.P	7,782,588	22,669,262	37,524,333	1,269,083,732
	약 국	P	6,392,585	12,302,704	268,161,371	629,479,414
9 월 Sep.	소 계	S.T	7,629,695	25,513,123	42,107,107	2,298,878,477
	- 입 원	I.P	336,812	4,334,218	6,618,250	1,142,821,813
	- 외 래	O.P	7,520,930	21,178,905	35,488,857	1,156,056,664
	약 국	P	6,204,406	11,664,073	256,548,236	590,753,636
10 월 Oct.	소 계	S.T	7,968,564	27,112,319	43,939,859	2,476,481,785
	- 입 원	I.P	350,849	4,581,370	7,021,835	1,247,762,002
	- 외 래	O.P	7,861,757	22,530,949	36,918,024	1,228,719,783
	약 국	P	6,588,116	12,730,603	271,123,598	627,117,653
11 월 Nov.	소 계	S.T	8,098,274	27,591,244	44,637,200	2,480,293,145
	- 입 원	I.P	352,127	4,454,573	6,871,296	1,220,241,981
	- 외 래	O.P	7,991,798	23,136,671	37,765,904	1,260,051,164
	약 국	P	6,731,545	13,142,797	270,486,356	635,353,203
12 월 Dec.	소 계	S.T	8,458,956	28,012,825	44,840,225	2,406,424,964
	- 입 원	I.P	368,226	4,308,547	6,412,004	1,139,260,429
	- 외 래	O.P	8,346,726	23,704,278	38,428,221	1,267,164,535
	약 국	P	7,084,736	13,869,897	278,718,389	658,294,746

주 : 1) 진료일 기준

2) 반올림 관계로 총계와 내용의 합이 다를 수 있음

3) 약국의 처방조제 입내원일수는 합계의 입내원일수에서 제외함

진료현황(지역)

by Month(S.E)

(단위 : 명, 일, 원)
Unit : Person, Day, KRW

급여비 (천원) Benefit (KRW1,000)	입 내 원 1 일 당 Per Visit		요 양 급 여 1 일 당 Perreimbursed day	
	진료비 Medical Expense	급여비 Benefit	진료비 Medical Expense	급여비 Benefit
28,080,403,221	113,335	86,141	10,002	7,602
22,660,615,110	90,752	69,613	56,065	43,005
11,942,373,223	268,269	217,731	174,875	141,931
10,718,241,887	54,780	39,598	33,487	24,207
5,419,788,110	49,312	36,099	2,338	1,711
1,952,205,408	96,155	74,409	58,355	45,158
1,110,629,018	270,585	220,660	173,280	141,309
841,576,390	54,749	39,692	32,819	23,793
433,585,191	49,844	36,462	2,325	1,700
1,756,761,091	91,542	70,152	56,254	43,109
918,651,763	266,950	216,663	173,631	140,923
838,109,328	55,790	40,290	33,902	24,483
414,651,061	50,946	37,316	2,313	1,694
1,963,841,352	90,483	69,337	56,326	43,163
1,019,960,122	270,512	219,788	175,620	142,689
943,881,230	55,205	39,856	34,090	24,612
462,985,178	49,090	35,923	2,330	1,705
1,841,505,698	88,807	68,095	56,044	42,973
965,697,410	267,720	217,518	174,952	142,145
875,808,289	53,666	38,747	33,641	24,288
438,786,043	47,158	34,483	2,371	1,734
1,945,925,929	89,778	68,872	55,649	42,691
1,020,756,149	269,433	218,710	174,690	141,804
925,169,780	54,230	39,224	33,324	24,103
466,688,059	48,365	35,408	2,361	1,728
1,899,392,173	90,802	69,520	56,182	43,015
983,453,234	268,485	217,800	174,490	141,550
915,938,940	55,623	40,162	34,092	24,616
452,655,384	50,558	37,004	2,329	1,704
1,936,198,099	91,563	70,230	56,890	43,635
1,027,597,337	264,117	214,164	173,081	140,346
908,600,762	55,204	39,901	33,928	24,523
450,528,514	49,607	36,340	2,350	1,722
1,965,246,131	93,020	71,449	56,914	43,716
1,045,864,905	266,629	216,255	173,539	140,753
919,381,226	55,983	40,556	33,820	24,501
461,656,303	51,166	37,525	2,347	1,722
1,762,150,672	90,106	69,068	54,596	41,849
926,340,022	263,674	213,727	172,677	139,968
835,810,650	54,585	39,464	32,575	23,551
432,634,649	50,647	37,091	2,303	1,686
1,902,142,397	91,342	70,158	56,361	43,290
1,013,221,597	272,356	221,161	177,697	144,296
888,920,800	54,535	39,453	33,282	24,078
458,981,289	49,261	36,053	2,313	1,693
1,900,094,328	89,894	68,866	55,566	42,568
989,842,833	273,930	222,208	177,585	144,055
910,251,495	54,461	39,342	33,365	24,102
465,668,200	48,342	35,431	2,349	1,722
1,835,151,833	85,904	65,511	53,667	40,926
920,358,835	264,419	213,612	177,676	143,537
914,792,998	53,457	38,592	32,975	23,805
480,968,237	47,462	34,677	2,362	1,726

Note : 1) Based on the Treatment Month

2) Rounding error can exist

3) The visit days to drug store with prescription are excluded from the Total

제III-6표
Table III-6

연령별 성별
Service Benefits by

구 분 Division		진료실의원수 Patients	입내원일수 Visits	요양급여일수 Reimbursed Days	진료비 (천원) Medical Expense (KRW1,000)
계	Total	48,918,655	1,085,421,038	11,585,092,241	110,802,876,969
남자	M	24,048,704	472,267,978	5,368,991,328	51,538,184,461
여자	F	24,869,951	613,153,060	6,216,100,913	59,264,692,508
0 세	Age	234,455	4,021,815	10,138,404	721,598,647
남자	M	120,252	2,154,505	5,483,434	394,220,821
여자	F	114,203	1,867,310	4,654,970	327,377,826
1 ~ 4 세	S.T	1,105,128	44,526,574	195,570,618	2,051,830,782
남자	M	566,349	23,599,623	103,171,272	1,097,765,389
여자	F	538,779	20,926,951	92,399,346	954,065,394
5 ~ 9 세	S.T	1,956,617	49,795,950	220,587,594	2,449,095,911
남자	M	1,003,137	25,996,595	119,524,100	1,285,681,102
여자	F	953,480	23,799,355	101,063,494	1,163,414,808
10~14 세	S.T	2,234,199	32,553,950	144,182,242	1,922,933,859
남자	M	1,147,249	17,326,831	81,196,107	1,041,929,613
여자	F	1,086,950	15,227,119	62,986,135	881,004,246
15~19 세	S.T	2,180,073	27,648,481	133,997,303	1,705,695,466
남자	M	1,119,712	14,408,254	70,193,622	933,731,768
여자	F	1,060,361	13,240,227	63,803,681	771,963,697
20~24 세	S.T	2,601,253	26,466,920	148,950,602	2,076,581,147
남자	M	1,304,588	11,956,613	70,816,936	1,013,465,179
여자	F	1,296,665	14,510,307	78,133,666	1,063,115,967
25~29 세	S.T	3,275,513	36,405,517	216,511,994	3,006,621,985
남자	M	1,675,435	15,773,416	97,508,911	1,332,491,140
여자	F	1,600,078	20,632,101	119,003,083	1,674,130,845
30~34 세	S.T	3,303,955	43,486,647	271,695,879	3,927,249,500
남자	M	1,703,203	18,062,207	123,836,486	1,574,536,705
여자	F	1,600,752	25,424,440	147,859,393	2,352,712,795
35~39 세	S.T	3,083,342	44,394,105	325,390,853	4,079,017,791
남자	M	1,560,953	18,779,252	156,392,265	1,696,577,419
여자	F	1,522,389	25,614,853	168,998,588	2,382,440,372
40~44 세	S.T	3,822,419	56,453,651	514,377,805	5,363,878,776
남자	M	1,914,542	25,041,891	263,130,313	2,439,514,673
여자	F	1,907,877	31,411,760	251,247,492	2,924,364,103
45~49 세	S.T	3,607,681	58,168,476	633,998,879	5,774,294,904
남자	M	1,803,042	26,136,239	326,926,412	2,712,011,626
여자	F	1,804,639	32,032,237	307,072,467	3,062,283,278
50~54 세	S.T	4,210,925	77,457,246	959,477,737	7,975,413,008
남자	M	2,088,054	33,631,077	466,245,473	3,770,267,042
여자	F	2,122,871	43,826,169	493,232,264	4,205,145,966
55~59 세	S.T	3,961,499	84,163,889	1,159,641,521	9,082,553,957
남자	M	1,946,548	36,209,630	538,317,324	4,364,731,638
여자	F	2,014,951	47,954,259	621,324,197	4,717,822,319
60~64 세	S.T	4,019,101	102,974,369	1,488,287,717	11,765,004,023
남자	M	1,959,424	44,350,025	688,526,764	5,769,555,211
여자	F	2,059,677	58,624,344	799,760,953	5,995,448,811
65~69 세	S.T	3,256,363	109,111,450	1,521,106,817	12,983,349,581
남자	M	1,569,351	47,035,205	705,850,528	6,467,626,970
여자	F	1,687,012	62,076,245	815,256,289	6,515,722,611
70~74 세	S.T	2,157,584	88,093,034	1,212,278,666	10,614,195,877
남자	M	1,012,021	37,882,294	556,359,602	5,200,872,839
여자	F	1,145,563	50,210,740	655,919,064	5,413,323,038
75~79 세	S.T	1,613,155	75,740,822	1,012,419,128	9,442,771,625
남자	M	725,844	32,120,852	456,003,470	4,479,892,144
여자	F	887,311	43,619,970	556,415,658	4,962,879,482
80~84 세	S.T	1,278,624	66,118,604	826,832,295	8,477,398,878
남자	M	512,912	25,114,741	338,612,488	3,561,539,580
여자	F	765,712	41,003,863	488,219,807	4,915,859,298
85 세 이상	And over	1,016,769	57,839,538	589,646,187	7,383,391,253
남자	M	316,088	16,688,728	200,895,821	2,401,773,603
여자	F	700,681	41,150,810	388,750,366	4,981,617,649

주 : 1) 진료일 기준
 2) 연령은 연도말 기준
 3) 반올림 관계로 총계와 내용의 합이 다를 수 있음
 4) 약국의 처방조제 입내원일수는 합계의 입내원일수에서 제외함

진료현황(총계)

Age and Gender(Total)

(단위 : 명, 일, 원)
Unit : Person, Day, KRW

급여비 (천원) Benefit (KRW1,000)	입 내 원 1 일 당 Per Visit		요 양 급 여 1 일 당 Perreimbursed day	
	진료비 Medical Expense	급여비 Benefit	진료비 Medical Expense	급여비 Benefit
83,092,484,894	102,083	76,553	9,564	7,172
38,933,941,709	109,129	82,440	9,599	7,252
44,158,543,185	96,656	72,019	9,534	7,104
698,837,636	179,421	173,762	71,175	68,930
381,491,754	182,975	177,067	71,893	69,572
317,345,882	175,321	169,948	70,329	68,174
1,700,361,341	46,081	38,188	10,492	8,694
909,486,358	46,516	38,538	10,640	8,815
790,874,983	45,590	37,792	10,325	8,559
1,816,894,630	49,183	36,487	11,103	8,237
961,022,525	49,456	36,967	10,757	8,040
855,872,106	48,884	35,962	11,512	8,469
1,377,285,795	59,069	42,308	13,337	9,552
753,080,179	60,134	43,463	12,832	9,275
624,205,617	57,858	40,993	13,987	9,910
1,238,091,341	61,692	44,780	12,729	9,240
680,858,696	64,805	47,255	13,302	9,700
557,232,645	58,304	42,086	12,099	8,734
1,488,610,736	78,459	56,244	13,941	9,994
733,272,957	84,762	61,328	14,311	10,354
755,337,780	73,266	52,055	13,606	9,667
2,170,557,560	82,587	59,622	13,887	10,025
963,194,321	84,477	61,064	13,665	9,878
1,207,363,239	81,142	58,519	14,068	10,146
2,879,419,915	90,309	66,214	14,455	10,598
1,139,032,957	87,173	63,062	12,715	9,198
1,740,386,958	92,537	68,453	15,912	11,771
2,976,423,756	91,882	67,045	12,536	9,147
1,226,360,537	90,343	65,304	10,848	7,842
1,750,063,219	93,010	68,322	14,097	10,355
3,886,131,196	95,014	68,838	10,428	7,555
1,766,914,873	97,417	70,558	9,271	6,715
2,119,216,323	93,098	67,466	11,639	8,435
4,213,561,149	99,268	72,437	9,108	6,646
1,980,810,182	103,764	75,788	8,295	6,059
2,232,750,967	95,600	69,703	9,973	7,271
5,854,392,020	102,965	75,582	8,312	6,102
2,780,438,573	112,107	82,675	8,086	5,963
3,073,953,447	95,951	70,140	8,526	6,232
6,702,296,299	107,915	79,634	7,832	5,780
3,250,889,741	120,541	89,780	8,108	6,039
3,451,406,557	98,382	71,973	7,593	5,555
8,725,089,575	114,252	84,731	7,905	5,863
4,337,061,060	130,091	97,792	8,380	6,299
4,388,028,515	102,269	74,850	7,497	5,487
9,817,594,034	118,992	89,978	8,535	6,454
4,947,810,823	137,506	105,194	9,163	7,010
4,869,783,211	104,963	78,448	7,992	5,973
8,109,969,966	120,488	92,061	8,756	6,690
4,022,973,425	137,290	106,197	9,348	7,231
4,086,996,541	107,812	81,397	8,253	6,231
7,239,649,191	124,672	95,585	9,327	7,151
3,461,720,608	139,470	107,772	9,824	7,591
3,777,928,583	113,775	86,610	8,919	6,790
6,540,082,348	128,215	98,914	10,253	7,910
2,778,302,279	141,811	110,624	10,518	8,205
3,761,780,069	119,888	91,742	10,069	7,705
5,657,236,406	127,653	97,809	12,522	9,594
1,859,219,862	143,916	111,406	11,955	9,255
3,798,016,544	121,058	92,295	12,814	9,770

Note : 1) Based on the Treatment Month
2) As of the end of the Year
3) Rounding error can exist
4) The visit days to drug store with prescription are excluded from the Total

제III-6-1표
Table III-6-1

연령별 성별
Service Benefits by

구 분 Division		진료실의원수 Patients	입내원일수 Visits	요양급여일수 Reimbursed Days	진료비 (천원) Medical Expense (KRW1,000)
계	Total	37,601,412	759,437,412	7,891,468,643	73,857,419,435
남자	M	18,559,673	331,647,896	3,664,692,424	34,085,574,987
여자	F	19,041,739	427,789,516	4,226,776,219	39,771,844,448
0 세	Age	196,240	3,241,313	8,180,534	571,309,473
남자	M	100,628	1,734,867	4,420,941	310,358,387
여자	F	95,612	1,506,446	3,759,593	260,951,086
1 ~ 4 세	S.T	952,729	37,586,653	165,301,977	1,707,068,279
남자	M	488,248	19,928,229	87,242,985	913,826,047
여자	F	464,481	17,658,424	78,058,992	793,242,231
5 ~ 9 세	S.T	1,685,973	42,055,293	186,242,497	2,052,355,191
남자	M	864,001	21,949,427	100,846,698	1,077,046,738
여자	F	821,972	20,105,866	85,395,799	975,308,453
10~14 세	S.T	1,902,599	27,153,183	119,957,265	1,596,602,751
남자	M	977,422	14,464,691	67,612,394	865,890,974
여자	F	925,177	12,688,492	52,344,871	730,711,778
15~19 세	S.T	1,839,523	22,487,649	109,640,508	1,375,271,540
남자	M	944,522	11,748,623	57,631,024	754,219,247
여자	F	895,001	10,739,026	52,009,484	621,052,293
20~24 세	S.T	2,184,653	21,108,328	118,804,683	1,631,138,829
남자	M	1,088,134	9,481,735	56,134,210	796,188,361
여자	F	1,096,519	11,626,593	62,670,473	834,950,468
25~29 세	S.T	2,810,421	29,069,478	172,103,580	2,353,043,882
남자	M	1,432,446	12,584,978	77,411,828	1,044,719,779
여자	F	1,377,975	16,484,500	94,691,752	1,308,324,104
30~34 세	S.T	2,732,467	33,807,344	208,515,248	3,004,921,475
남자	M	1,413,358	14,017,236	95,339,258	1,186,942,377
여자	F	1,319,109	19,790,108	113,175,990	1,817,979,099
35~39 세	S.T	2,489,493	34,172,564	248,870,107	3,059,093,574
남자	M	1,271,017	14,545,657	121,184,064	1,262,302,074
여자	F	1,218,476	19,626,907	127,686,043	1,796,791,500
40~44 세	S.T	3,011,410	42,164,088	385,839,796	3,868,870,804
남자	M	1,521,187	18,901,702	200,768,614	1,760,491,699
여자	F	1,490,223	23,262,386	185,071,182	2,108,379,105
45~49 세	S.T	2,779,641	42,213,294	465,881,874	4,037,321,771
남자	M	1,394,292	19,046,070	243,636,356	1,891,190,647
여자	F	1,385,349	23,167,224	222,245,518	2,146,131,125
50~54 세	S.T	3,161,883	54,366,336	685,473,325	5,376,490,812
남자	M	1,567,477	23,506,749	336,220,154	2,510,128,800
여자	F	1,594,406	30,859,587	349,253,171	2,866,362,012
55~59 세	S.T	2,902,566	56,928,740	801,800,315	5,921,829,820
남자	M	1,429,926	24,429,632	375,408,294	2,822,544,525
여자	F	1,472,640	32,499,108	426,392,021	3,099,285,295
60~64 세	S.T	2,779,428	64,584,399	953,249,335	7,140,292,528
남자	M	1,358,872	27,479,774	439,932,635	3,454,598,284
여자	F	1,420,556	37,104,625	513,316,700	3,685,694,244
65~69 세	S.T	2,156,948	67,223,145	946,997,946	7,794,995,831
남자	M	1,029,462	28,161,764	430,489,271	3,789,305,043
여자	F	1,127,486	39,061,381	516,508,675	4,005,690,789
70~74 세	S.T	1,426,817	55,412,011	766,077,106	6,550,927,928
남자	M	658,324	23,219,005	343,452,140	3,138,599,100
여자	F	768,493	32,193,006	422,624,966	3,412,328,829
75~79 세	S.T	1,075,109	48,524,248	650,340,317	5,975,375,159
남자	M	473,376	20,102,545	286,038,864	2,782,425,435
여자	F	601,733	28,421,703	364,301,453	3,192,949,724
80~84 세	S.T	865,576	42,701,995	538,352,682	5,427,402,889
남자	M	342,828	16,130,904	217,531,741	2,268,149,747
여자	F	522,748	26,571,091	320,820,941	3,159,253,142
85 세 이상	And over	647,936	34,637,351	359,839,548	4,413,106,898
남자	M	204,153	10,214,308	123,390,953	1,456,647,724
여자	F	443,783	24,423,043	236,448,595	2,956,459,174

주 : 1) 진료일 기준

2) 연령은 연도말 기준

3) 반올림 관계로 총계와 내용의 합이 다를 수 있음

4) 약국의 처방조제 입내원일수는 합계의 입내원일수에서 제외함

진료현황(직장)

Age and Gender(I.W.)

(단위 : 명, 일, 원)

Unit : Person, Day, KRW

급여비 (천원) Benefit (KRW1,000)	입 내 원 1 일 당 Per Visit		요 양 급 여 1 일 당 Perreimbursed day	
	진료비 Medical Expense	급여비 Benefit	진료비 Medical Expense	급여비 Benefit
55,012,081,673	97,253	72,438	9,359	6,971
25,558,990,001	102,776	77,067	9,301	6,974
29,453,091,673	92,971	68,849	9,409	6,968
553,072,358	176,259	170,632	69,838	67,608
300,212,770	178,895	173,047	70,202	67,907
252,859,588	173,223	167,852	69,409	67,257
1,412,429,185	45,417	37,578	10,327	8,545
756,002,376	45,856	37,936	10,474	8,665
656,426,808	44,921	37,174	10,162	8,409
1,517,624,616	48,801	36,086	11,020	8,149
802,666,212	49,069	36,569	10,680	7,959
714,958,404	48,509	35,560	11,421	8,372
1,136,922,348	58,800	41,871	13,310	9,478
622,465,651	59,862	43,033	12,807	9,206
514,456,697	57,589	40,545	13,960	9,828
993,387,064	61,157	44,175	12,543	9,060
547,291,755	64,196	46,583	13,087	9,496
446,095,309	57,831	41,540	11,941	8,577
1,166,628,802	77,275	55,269	13,730	9,820
575,441,884	83,971	60,690	14,184	10,251
591,186,918	71,814	50,848	13,323	9,433
1,693,007,760	80,946	58,240	13,672	9,837
753,427,367	83,013	59,867	13,496	9,733
939,580,393	79,367	56,998	13,817	9,923
2,198,735,637	88,884	65,037	14,411	10,545
854,514,570	84,677	60,962	12,450	8,963
1,344,221,067	91,863	67,924	16,063	11,877
2,221,858,268	89,519	65,019	12,292	8,928
905,577,668	86,782	62,258	10,416	7,473
1,316,280,600	91,547	67,065	14,072	10,309
2,781,738,723	91,757	65,974	10,027	7,210
1,263,035,633	93,139	66,821	8,769	6,291
1,518,703,090	90,635	65,286	11,392	8,206
2,918,750,208	95,641	69,143	8,666	6,265
1,365,896,994	99,296	71,715	7,762	5,606
1,552,853,214	92,637	67,028	9,657	6,987
3,904,703,643	98,894	71,822	7,843	5,696
1,826,343,868	106,783	77,694	7,466	5,432
2,078,359,775	92,884	67,349	8,207	5,951
4,326,744,526	104,022	76,003	7,386	5,396
2,077,489,423	115,538	85,040	7,519	5,534
2,249,255,103	95,365	69,210	7,269	5,275
5,247,286,404	110,558	81,247	7,490	5,505
2,571,221,210	125,714	93,568	7,853	5,845
2,676,065,193	99,332	72,122	7,180	5,213
5,862,205,670	115,957	87,205	8,231	6,190
2,882,839,800	134,555	102,367	8,802	6,697
2,979,365,870	102,549	76,274	7,755	5,768
4,982,177,282	118,222	89,912	8,551	6,503
2,418,878,210	135,174	104,177	9,138	7,043
2,563,299,072	105,996	79,623	8,074	6,065
4,561,576,876	123,142	94,006	9,188	7,014
2,145,035,926	138,412	106,705	9,727	7,499
2,416,540,950	112,342	85,024	8,765	6,633
4,167,555,510	127,100	97,596	10,082	7,741
1,765,377,277	140,609	109,441	10,427	8,115
2,402,178,233	118,898	90,406	9,847	7,488
3,365,676,793	127,409	97,169	12,264	9,353
1,125,271,405	142,609	110,166	11,805	9,120
2,240,405,388	121,052	91,733	12,504	9,475

Note : 1) Based on the Treatment Month

2) As of the end of the Year

3) Rounding error can exist

4) The visit days to drug store with prescription are excluded from the Total

제III-6-2표
Table III-6-2

연령별 성별
Service Benefits by

구 분 Division		진료실인원수 Patients	입내원일수 Visits	요양급여일수 Reimbursed Days	진료비 (천원) Medical Expense (KRW1,000)
계	Total	16,522,932	325,983,626	3,693,623,598	36,945,457,534
남자	M	7,987,227	140,620,082	1,704,298,904	17,452,609,474
여자	F	8,535,705	185,363,544	1,989,324,694	19,492,848,060
0 세	Age	57,687	780,502	1,957,870	150,289,174
남자	M	29,831	419,638	1,062,493	83,862,435
여자	F	27,856	360,864	895,377	66,426,740
1 ~ 4 세	S.T	274,309	6,939,921	30,268,641	344,762,504
남자	M	140,617	3,671,394	15,928,287	183,939,341
여자	F	133,692	3,268,527	14,340,354	160,823,163
5 ~ 9 세	S.T	447,180	7,740,657	34,345,097	396,740,720
남자	M	229,487	4,047,168	18,677,402	208,634,364
여자	F	217,693	3,693,489	15,667,695	188,106,356
10~14 세	S.T	501,434	5,400,767	24,224,977	326,331,107
남자	M	257,440	2,862,140	13,583,713	176,038,639
여자	F	243,994	2,538,627	10,641,264	150,292,469
15~19 세	S.T	505,126	5,160,832	24,356,795	330,423,926
남자	M	257,817	2,659,631	12,562,598	179,512,521
여자	F	247,309	2,501,201	11,794,197	150,911,404
20~24 세	S.T	706,350	5,358,592	30,145,919	445,442,318
남자	M	342,991	2,474,878	14,682,726	217,276,818
여자	F	363,359	2,883,714	15,463,193	228,165,500
25~29 세	S.T	921,940	7,336,039	44,408,414	653,578,103
남자	M	450,027	3,188,438	20,097,083	287,771,362
여자	F	471,913	4,147,601	24,311,331	365,806,741
30~34 세	S.T	1,002,452	9,679,303	63,180,631	922,328,025
남자	M	496,198	4,044,971	28,497,228	387,594,328
여자	F	506,254	5,634,332	34,683,403	534,733,696
35~39 세	S.T	909,025	10,221,541	76,520,746	1,019,924,217
남자	M	441,223	4,233,595	35,208,201	434,275,345
여자	F	467,802	5,987,946	41,312,545	585,648,872
40~44 세	S.T	1,163,636	14,289,563	128,538,009	1,495,007,973
남자	M	565,097	6,140,189	62,361,699	679,022,974
여자	F	598,539	8,149,374	66,176,310	815,984,998
45~49 세	S.T	1,162,643	15,955,182	168,117,005	1,736,973,133
남자	M	572,562	7,090,169	83,290,056	820,820,979
여자	F	590,081	8,865,013	84,826,949	916,152,153
50~54 세	S.T	1,481,310	23,090,910	274,004,412	2,598,922,196
남자	M	729,270	10,124,328	130,025,319	1,260,138,242
여자	F	752,040	12,966,582	143,979,093	1,338,783,954
55~59 세	S.T	1,520,547	27,235,149	357,841,206	3,160,724,136
남자	M	740,556	11,779,998	162,909,030	1,542,187,113
여자	F	779,991	15,455,151	194,932,176	1,618,537,023
60~64 세	S.T	1,798,484	38,389,970	535,038,382	4,624,711,495
남자	M	884,640	16,870,251	248,594,129	2,314,956,927
여자	F	913,844	21,519,719	286,444,253	2,309,754,568
65~69 세	S.T	1,499,714	41,888,305	574,108,871	5,188,353,749
남자	M	742,208	18,873,441	275,361,257	2,678,321,927
여자	F	757,506	23,014,864	298,747,614	2,510,031,823
70~74 세	S.T	947,712	32,681,023	446,201,560	4,063,267,949
남자	M	458,253	14,663,289	212,907,462	2,062,273,740
여자	F	489,459	18,017,734	233,294,098	2,000,994,209
75~79 세	S.T	668,231	27,216,574	362,078,811	3,467,396,466
남자	M	310,750	12,018,307	169,964,606	1,697,466,708
여자	F	357,481	15,198,267	192,114,205	1,769,929,758
80~84 세	S.T	507,000	23,416,609	288,479,613	3,049,995,989
남자	M	205,153	8,983,837	121,080,747	1,293,389,833
여자	F	301,847	14,432,772	167,398,866	1,756,606,156
85 세 이상	And over	448,152	23,202,187	229,806,639	2,970,284,355
남자	M	133,107	6,474,420	77,504,868	945,125,878
여자	F	315,045	16,727,767	152,301,771	2,025,158,477

주 : 1) 진료일 기준
 2) 연령은 연도말 기준
 3) 반올림 관계로 총계와 내용의 합이 다를 수 있음
 4) 약국의 처방조제 입내원일수는 합계의 입내원일수에서 제외함

진료현황(지역)

Age and Gender(S.E.)

(단위 : 명, 일, 원)
Unit : Person, Day, KRW

급여비 (천원) Benefit (KRW1,000)	입 내 원 1 일 당 Per Visit		요 양 급 여 1 일 당 Perreimbursed day	
	진료비 Medical Expense	급여비 Benefit	진료비 Medical Expense	급여비 Benefit
28,080,403,221	113,335	86,141	10,002	7,602
13,374,951,708	124,112	95,114	10,240	7,848
14,705,451,512	105,160	79,333	9,799	7,392
145,765,277	192,555	186,758	76,762	74,451
81,278,983	199,845	193,688	78,930	76,498
64,486,294	184,077	178,700	74,189	72,021
287,932,157	49,678	41,489	11,390	9,513
153,483,982	50,101	41,805	11,548	9,636
134,448,175	49,204	41,134	11,215	9,376
299,270,014	51,254	38,662	11,552	8,714
158,356,312	51,551	39,128	11,170	8,478
140,913,702	50,929	38,152	12,006	8,994
240,363,447	60,423	44,505	13,471	9,922
130,614,527	61,506	45,635	12,960	9,616
109,748,920	59,202	43,232	14,124	10,314
244,704,277	64,025	47,416	13,566	10,047
133,566,941	67,495	50,220	14,289	10,632
111,137,335	60,336	44,434	12,795	9,423
321,981,935	83,127	60,087	14,776	10,681
157,831,073	87,793	63,773	14,798	10,749
164,150,862	79,122	56,923	14,755	10,616
477,549,800	89,091	65,096	14,717	10,754
209,766,954	90,255	65,790	14,319	10,438
267,782,846	88,197	64,563	15,047	11,015
680,684,278	95,289	70,324	14,598	10,774
284,518,387	95,821	70,339	13,601	9,984
396,165,891	94,906	70,313	15,418	11,422
754,565,489	99,782	73,821	13,329	9,861
320,782,869	102,578	75,771	12,334	9,111
433,782,619	97,805	72,443	14,176	10,500
1,104,392,473	104,622	77,287	11,631	8,592
503,879,240	110,587	82,062	10,888	8,080
600,513,233	100,129	73,688	12,330	9,074
1,294,810,941	108,866	81,153	10,332	7,702
614,913,188	115,769	86,728	9,855	7,383
679,897,753	103,345	76,695	10,800	8,015
1,949,688,377	112,552	84,435	9,485	7,116
954,094,705	124,466	94,238	9,691	7,338
995,593,672	103,249	76,782	9,298	6,915
2,375,551,772	116,053	87,224	8,833	6,639
1,173,400,319	130,916	99,610	9,467	7,203
1,202,151,454	104,725	77,783	8,303	6,167
3,477,803,171	120,467	90,591	8,644	6,500
1,765,839,849	137,221	104,672	9,312	7,103
1,711,963,322	107,332	79,553	8,064	5,977
3,955,388,364	123,862	94,427	9,037	6,890
2,064,971,023	141,910	109,411	9,727	7,499
1,890,417,340	109,061	82,139	8,402	6,328
3,127,792,684	124,331	95,707	9,106	7,010
1,604,095,215	140,642	109,395	9,686	7,534
1,523,697,469	111,057	84,567	8,577	6,531
2,678,072,315	127,400	98,399	9,576	7,396
1,316,684,682	141,240	109,557	9,987	7,747
1,361,387,633	116,456	89,575	9,213	7,086
2,372,526,838	130,249	101,318	10,573	8,224
1,012,925,002	143,969	112,750	10,682	8,366
1,359,601,836	121,710	94,202	10,494	8,122
2,291,559,612	128,017	98,765	12,925	9,972
733,948,457	145,978	113,361	12,194	9,470
1,557,611,156	121,066	93,115	13,297	10,227

Note : 1) Based on the Treatment Month

2) As of the end of the Year

3) Rounding error can exist

4) The visit days to drug store with prescription are excluded from the Total

제III-7표
Table III-7

연령별 성별
Service Benefits by

구 분 Division		진료실의원수 Patients	입내원일수 Visits	요양급여일수 Reimbursed Days	진료비 (천원) Medical Expense (KRW1,000)
계	Total	48,888,112	1,084,184,330	1,698,791,264	87,698,056,187
남자	M	24,027,782	471,517,404	773,685,380	40,356,703,667
여자	F	24,860,330	612,666,926	925,105,884	47,341,352,521
0 세	Age	234,358	4,021,810	4,392,013	705,474,477
남자	M	120,203	2,154,503	2,365,058	385,401,380
여자	F	114,155	1,867,307	2,026,955	320,073,097
1 ~ 4 세	S.T	1,105,035	44,526,255	47,773,966	1,531,534,046
남자	M	566,304	23,599,472	25,366,668	821,937,890
여자	F	538,731	20,926,783	22,407,298	709,596,156
5 ~ 9 세	S.T	1,956,464	49,794,163	57,639,149	1,829,809,456
남자	M	1,003,067	25,995,687	31,468,357	953,900,153
여자	F	953,397	23,798,476	26,170,792	875,909,303
10~14 세	S.T	2,233,745	32,547,376	42,113,743	1,546,819,452
남자	M	1,147,027	17,323,294	23,841,141	831,548,044
여자	F	1,086,718	15,224,082	18,272,602	715,271,408
15~19 세	S.T	2,179,109	27,636,912	39,617,003	1,397,005,390
남자	M	1,119,190	14,401,743	20,369,907	767,650,982
여자	F	1,059,919	13,235,169	19,247,096	629,354,408
20~24 세	S.T	2,599,245	26,451,389	45,594,910	1,759,881,791
남자	M	1,303,190	11,948,243	21,122,753	863,171,169
여자	F	1,296,055	14,503,146	24,472,157	896,710,622
25~29 세	S.T	3,273,105	36,380,574	64,850,680	2,564,438,133
남자	M	1,673,726	15,759,427	27,632,143	1,128,608,519
여자	F	1,599,379	20,621,147	37,218,537	1,435,829,614
30~34 세	S.T	3,301,758	43,453,848	73,508,290	3,391,846,214
남자	M	1,701,607	18,042,584	30,945,176	1,319,683,074
여자	F	1,600,151	25,411,264	42,563,114	2,072,163,140
35~39 세	S.T	3,081,163	44,349,307	73,343,994	3,441,946,611
남자	M	1,559,401	18,752,301	31,782,971	1,381,942,938
여자	F	1,521,762	25,597,006	41,561,023	2,060,003,673
40~44 세	S.T	3,819,242	56,377,025	92,902,078	4,381,421,295
남자	M	1,912,319	24,995,198	42,342,159	1,921,817,197
여자	F	1,906,923	31,381,827	50,559,919	2,459,604,098
45~49 세	S.T	3,604,243	58,066,220	93,723,055	4,595,505,964
남자	M	1,800,612	26,073,393	44,201,967	2,074,730,662
여자	F	1,803,631	31,992,827	49,521,088	2,520,775,302
50~54 세	S.T	4,206,744	77,298,902	119,807,334	6,223,285,670
남자	M	2,085,024	33,532,887	55,306,523	2,857,230,353
여자	F	2,121,720	43,766,015	64,500,811	3,366,055,317
55~59 세	S.T	3,957,969	83,973,536	128,176,965	6,942,004,965
남자	M	1,943,974	36,092,086	58,342,499	3,289,684,678
여자	F	2,013,995	47,881,450	69,834,466	3,652,320,287
60~64 세	S.T	4,016,525	102,750,963	153,638,753	8,939,600,968
남자	M	1,957,552	44,211,309	67,790,969	4,362,478,943
여자	F	2,058,973	58,539,654	85,847,784	4,577,122,025
65~69 세	S.T	3,255,081	108,943,923	163,157,912	10,017,469,576
남자	M	1,568,474	46,928,262	71,716,269	4,994,759,314
여자	F	1,686,607	62,015,661	91,441,643	5,022,710,262
70~74 세	S.T	2,157,088	88,010,317	141,642,082	8,186,645,298
남자	M	1,011,700	37,831,371	64,917,973	4,031,797,965
여자	F	1,145,388	50,178,946	76,724,109	4,154,847,333
75~79 세	S.T	1,612,791	75,694,816	146,893,994	7,409,745,863
남자	M	725,645	32,093,860	77,440,057	3,565,815,733
여자	F	887,146	43,600,956	69,453,937	3,843,930,130
80~84 세	S.T	1,278,305	66,086,004	115,040,681	6,717,513,514
남자	M	512,801	25,099,061	47,128,386	2,835,361,460
여자	F	765,504	40,986,943	67,912,295	3,882,152,054
85 세 이상	And over	1,016,142	57,820,990	94,974,662	6,116,107,504
남자	M	315,966	16,682,723	29,604,404	1,969,183,211
여자	F	700,176	41,138,267	65,370,258	4,146,924,293

주 : 1) 진료일 기준
 2) 연령은 연도말 기준
 3) 반올림 관계로 총계와 내용의 합이 다를 수 있음
 4) 약국의 처방조제 입내원일수는 합계의 입내원일수에서 제외함

진료현황(의료기관 소계)

and Gender(Inpatient & Outpatient)

(단위 : 명, 일, 원)
Unit : Person, Day, KRW

급여비 (천원) Benefit (KRW1,000)	입 내 원 1 일 당 Per Visit		요 양 급 여 1 일 당 Perreimbursed day	
	진료비 Medical Expense	급여비 Benefit	진료비 Medical Expense	급여비 Benefit
66,315,333,748	80,889	61,166	51,624	39,037
30,846,809,996	85,589	65,420	52,162	39,870
35,468,523,752	77,271	57,892	51,174	38,340
685,881,400	175,412	170,540	160,627	156,166
374,404,687	178,882	173,778	162,956	158,307
311,476,713	171,409	166,805	157,908	153,667
1,281,814,978	34,396	28,788	32,058	26,831
687,581,522	34,829	29,135	32,402	27,106
594,233,456	33,909	28,396	31,668	26,520
1,361,641,759	36,747	27,345	31,746	23,624
717,300,428	36,695	27,593	30,313	22,794
644,341,331	36,805	27,075	33,469	24,621
1,110,369,083	47,525	34,115	36,730	26,366
603,666,904	48,002	34,847	34,879	25,320
506,702,179	46,983	33,283	39,144	27,730
1,017,678,060	50,549	36,823	35,263	25,688
562,138,722	53,303	39,033	37,686	27,597
455,539,338	47,552	34,419	32,699	23,668
1,261,702,078	66,533	47,699	38,598	27,672
625,028,378	72,243	52,311	40,865	29,590
636,673,700	61,829	43,899	36,642	26,016
1,853,085,228	70,489	50,936	39,544	28,575
816,202,802	71,615	51,791	40,844	29,538
1,036,882,426	69,629	50,282	38,578	27,859
2,494,297,458	78,056	57,401	46,142	33,932
955,263,384	73,143	52,945	42,646	30,870
1,539,034,074	81,545	60,565	48,684	36,159
2,518,830,594	77,610	56,795	46,929	34,343
1,000,853,336	73,695	53,372	43,481	31,490
1,517,977,258	80,478	59,303	49,566	36,524
3,177,961,052	77,716	56,370	47,162	34,208
1,396,884,656	76,887	55,886	45,388	32,990
1,781,076,396	78,377	56,755	48,647	35,227
3,360,973,645	79,143	57,882	49,033	35,861
1,525,210,393	79,573	58,497	46,938	34,505
1,835,763,252	78,792	57,380	50,903	37,070
4,587,439,643	80,509	59,347	51,944	38,290
2,127,323,747	85,207	63,440	51,662	38,464
2,460,115,896	76,910	56,211	52,186	38,141
5,155,581,169	82,669	61,395	54,160	40,222
2,479,315,688	91,147	68,694	56,386	42,496
2,676,265,481	76,278	55,894	52,300	38,323
6,683,668,728	87,003	65,047	58,186	43,502
3,324,418,372	98,673	75,194	64,352	49,039
3,359,250,356	78,188	57,384	53,317	39,130
7,661,400,833	91,951	70,324	61,397	46,957
3,879,082,747	106,434	82,660	69,646	54,089
3,782,318,086	80,991	60,990	54,928	41,363
6,344,709,125	93,019	72,091	57,798	44,794
3,172,927,290	106,573	83,870	62,106	48,876
3,171,781,835	82,801	63,209	54,153	41,340
5,766,065,031	97,890	76,175	50,443	39,253
2,804,371,696	111,106	87,380	46,046	36,213
2,961,693,335	88,162	67,927	55,345	42,643
5,253,742,521	101,648	79,499	58,393	45,669
2,247,269,108	112,967	89,536	60,162	47,684
3,006,473,413	94,717	73,352	57,164	44,270
4,738,491,361	105,777	81,951	64,397	49,892
1,547,566,135	118,037	92,765	66,517	52,275
3,190,925,226	100,805	77,566	63,437	48,813

Note : 1) Based on the Treatment Month
2) As of the end of the Year
3) Rounding error can exist
4) The visit days to drug store with prescription are excluded from the Total

제III-7-1표
Table III-7-1

연령별 성별
Service Benefits by

구 분 Division		진료실원인수 Patients	입내원일수 Visits	요양급여일수 Reimbursed Days	진료비 (천원) Medical Expense (KRW1,000)
계	Total	7,332,944	135,288,531	217,070,567	38,692,996,769
남자	M	3,387,966	55,517,903	95,101,103	18,354,197,511
여자	F	3,944,978	79,770,628	121,969,464	20,338,799,258
0 세	Age	227,178	1,722,399	2,034,558	631,098,687
남자	M	116,541	912,423	1,093,037	345,113,980
여자	F	110,637	809,976	941,521	285,984,707
1 ~ 4 세	S.T	323,235	2,348,201	4,405,841	613,816,573
남자	M	172,371	1,261,850	2,380,833	331,762,663
여자	F	150,864	1,086,351	2,025,008	282,053,910
5 ~ 9 세	S.T	250,510	1,443,612	2,858,408	399,638,131
남자	M	135,618	773,473	1,546,757	217,371,110
여자	F	114,892	670,139	1,311,651	182,267,021
10~14 세	S.T	152,226	924,682	1,897,546	306,333,357
남자	M	88,890	523,704	1,096,106	174,226,531
여자	F	63,336	400,978	801,440	132,106,826
15~19 세	S.T	157,671	1,126,869	2,299,607	395,601,874
남자	M	89,746	642,794	1,334,853	233,930,549
여자	F	67,925	484,075	964,754	161,671,325
20~24 세	S.T	201,105	1,458,706	2,906,379	505,119,964
남자	M	103,934	875,871	1,716,902	286,856,741
여자	F	97,171	582,835	1,189,477	218,263,224
25~29 세	S.T	288,367	1,917,021	3,824,297	703,920,318
남자	M	130,112	960,108	1,918,033	331,629,576
여자	F	158,255	956,913	1,906,264	372,290,742
30~34 세	S.T	384,654	2,624,772	5,083,313	1,021,625,422
남자	M	142,854	1,069,521	2,164,106	379,128,671
여자	F	241,800	1,555,251	2,919,207	642,496,751
35~39 세	S.T	355,698	2,650,845	5,251,840	1,050,338,711
남자	M	141,309	1,146,085	2,335,008	416,236,967
여자	F	214,389	1,504,760	2,916,832	634,101,744
40~44 세	S.T	407,952	3,523,036	7,200,718	1,360,740,573
남자	M	186,745	1,704,232	3,497,304	632,748,461
여자	F	221,207	1,818,804	3,703,414	727,992,112
45~49 세	S.T	401,611	4,190,574	8,379,538	1,577,190,549
남자	M	186,027	2,047,389	4,062,894	753,749,986
여자	F	215,584	2,143,185	4,316,644	823,440,563
50~54 세	S.T	512,700	6,235,809	12,272,524	2,273,195,985
남자	M	235,766	2,992,560	5,846,459	1,145,889,872
여자	F	276,934	3,243,249	6,426,065	1,127,306,113
55~59 세	S.T	557,634	7,878,856	15,168,728	2,783,954,726
남자	M	262,625	3,834,204	7,381,816	1,468,689,887
여자	F	295,009	4,044,652	7,786,912	1,315,264,839
60~64 세	S.T	687,591	11,166,847	20,937,775	3,875,789,319
남자	M	327,790	5,592,442	10,480,244	2,098,836,774
여자	F	359,801	5,574,405	10,457,531	1,776,952,545
65~69 세	S.T	659,315	12,276,580	22,127,546	4,267,432,745
남자	M	316,801	6,205,823	11,186,929	2,308,354,270
여자	F	342,514	6,070,757	10,940,617	1,959,078,475
70~74 세	S.T	519,922	11,818,264	19,881,696	3,939,797,002
남자	M	247,620	5,766,840	9,802,897	2,055,035,607
여자	F	272,302	6,051,424	10,078,799	1,884,761,395
75~79 세	S.T	450,556	13,606,695	20,860,618	3,999,682,382
남자	M	210,250	6,034,477	9,612,619	1,972,442,220
여자	F	240,306	7,572,218	11,247,999	2,027,240,162
80~84 세	S.T	407,041	18,706,997	24,959,051	4,240,178,821
남자	M	168,483	6,413,579	9,108,717	1,762,902,728
여자	F	238,558	12,293,418	15,850,334	2,477,276,093
85 세 이상	And over	387,978	29,667,766	34,720,584	4,747,541,630
남자	M	124,484	6,760,528	8,535,589	1,439,290,919
여자	F	263,494	22,907,238	26,184,995	3,308,250,710

주 : 1) 진료일 기준
 2) 연령은 연도말 기준
 3) 반올림 관계로 총계와 내용의 합이 다를 수 있음
 4) 약국의 처방조제 입내원일수는 합계의 입내원일수에서 제외함

진료현황(입원)

Age and Gender(Inpatient)

(단위 : 명, 일, 원)

Unit : Person, Day, KRW

급여비 (천원) Benefit (KRW1,000)	입 내 원 1 일 당 Per Visit		요 양 급 여 1 일 당 Perreimbursed day	
	진료비 Medical Expense	급여비 Benefit	진료비 Medical Expense	급여비 Benefit
31,383,026,215	286,004	231,971	178,251	144,575
15,053,065,319	330,600	271,139	192,997	158,285
16,329,960,895	254,966	204,711	166,753	133,886
618,767,525	366,407	359,247	310,190	304,129
338,093,223	378,239	370,544	315,739	309,315
280,674,302	353,078	346,522	303,748	298,107
554,367,092	261,399	236,082	139,319	125,825
299,541,439	262,918	237,383	139,347	125,814
254,825,653	259,634	234,570	139,285	125,839
357,974,000	276,832	247,971	139,811	125,235
194,611,552	281,033	251,607	140,533	125,819
163,362,447	271,984	243,774	138,960	124,547
272,341,360	331,285	294,524	161,437	143,523
154,689,809	332,681	295,376	158,950	141,127
117,651,551	329,462	293,411	164,837	146,800
319,844,382	351,063	283,835	172,030	139,087
188,463,611	363,928	293,194	175,248	141,187
131,380,770	333,980	271,406	167,578	136,181
390,565,672	346,279	267,748	173,797	134,382
219,866,527	327,510	251,026	167,078	128,060
170,699,145	374,485	292,877	183,495	143,508
553,276,148	367,195	288,612	184,065	144,674
255,175,547	345,409	265,778	172,901	133,040
298,100,601	389,054	311,523	195,299	156,379
827,078,714	389,224	315,105	200,976	162,705
293,626,250	354,485	274,540	175,190	135,680
533,452,464	413,115	343,001	220,093	182,739
845,258,102	396,228	318,864	199,994	160,945
324,923,545	363,182	283,507	178,259	139,153
520,334,557	421,397	345,792	217,394	178,390
1,075,266,900	386,241	305,210	188,973	149,328
499,574,027	371,281	293,137	180,925	142,845
575,692,873	400,259	316,523	196,573	155,449
1,252,739,094	376,366	298,942	188,219	149,500
603,304,273	368,152	294,670	185,520	148,491
649,434,821	384,213	303,023	190,759	150,449
1,829,190,820	364,539	293,337	185,226	149,048
930,710,494	382,913	311,008	195,997	159,192
898,480,326	347,585	277,031	175,427	139,818
2,256,161,677	353,345	286,357	183,533	148,738
1,202,934,241	383,049	313,738	198,961	162,959
1,053,227,436	325,186	260,400	168,907	135,256
3,151,788,363	347,080	282,245	185,110	150,531
1,727,423,818	375,299	308,885	200,266	164,827
1,424,364,545	318,770	255,519	169,921	136,205
3,480,608,933	347,608	283,516	192,856	157,298
1,908,814,963	371,966	307,584	206,344	170,629
1,571,793,970	322,707	258,912	179,065	143,666
3,214,000,294	333,365	271,952	198,162	161,656
1,699,273,834	356,354	294,663	209,636	173,344
1,514,726,460	311,458	250,309	187,003	150,288
3,244,889,342	293,950	238,477	191,734	155,551
1,620,468,584	326,862	268,535	205,193	168,577
1,624,420,758	267,721	214,524	180,231	144,419
3,408,670,364	226,663	182,214	169,885	136,571
1,438,631,352	274,870	224,310	193,540	157,940
1,970,039,012	201,512	160,252	156,292	124,290
3,730,237,435	160,024	125,734	136,736	107,436
1,152,938,229	212,896	170,540	168,622	135,074
2,577,299,205	144,419	112,510	126,341	98,427

Note : 1) Based on the Treatment Month

2) As of the end of the Year

3) Rounding error can exist

4) The visit days to drug store with prescription are excluded from the Total

제III-7-2표
Table III-7-2

연령별 성별
Service Benefits by

구 분 Division		진료실의원수 Patients	입내원일수 Visits	요양급여일수 Reimbursed Days	진료비 (천원) Medical Expense (KRW1,000)
계	Total	48,706,116	948,895,799	1,481,720,697	49,005,059,419
남자	M	23,951,146	415,999,501	678,584,277	22,002,506,156
여자	F	24,754,970	532,896,298	803,136,420	27,002,553,263
0 세	Age	211,387	2,299,411	2,357,455	74,375,790
남자	M	109,185	1,242,080	1,272,021	40,287,400
여자	F	102,202	1,057,331	1,085,434	34,088,390
1 ~ 4 세	S.T	1,104,874	42,178,054	43,368,125	917,717,474
남자	M	566,234	22,337,622	22,985,835	490,175,228
여자	F	538,640	19,840,432	20,382,290	427,542,246
5 ~ 9 세	S.T	1,956,365	48,350,551	54,780,741	1,430,171,325
남자	M	1,003,017	25,222,214	29,921,600	736,529,043
여자	F	953,348	23,128,337	24,859,141	693,642,282
10~14 세	S.T	2,233,460	31,622,694	40,216,197	1,240,486,095
남자	M	1,146,870	16,799,590	22,745,035	657,321,513
여자	F	1,086,590	14,823,104	17,471,162	583,164,582
15~19 세	S.T	2,178,445	26,510,043	37,317,396	1,001,403,516
남자	M	1,118,782	13,758,949	19,035,054	533,720,433
여자	F	1,059,663	12,751,094	18,282,342	467,683,083
20~24 세	S.T	2,597,343	24,992,683	42,688,531	1,254,761,827
남자	M	1,301,815	11,072,372	19,405,851	576,314,429
여자	F	1,295,528	13,920,311	23,282,680	678,447,398
25~29 세	S.T	3,270,741	34,463,553	61,026,383	1,860,517,815
남자	M	1,671,968	14,799,319	25,714,110	796,978,943
여자	F	1,598,773	19,664,234	35,312,273	1,063,538,872
30~34 세	S.T	3,299,625	40,829,076	68,424,977	2,370,220,792
남자	M	1,699,991	16,973,063	28,781,070	940,554,403
여자	F	1,599,634	23,856,013	39,643,907	1,429,666,389
35~39 세	S.T	3,079,196	41,698,462	68,092,154	2,391,607,900
남자	M	1,557,945	17,606,216	29,447,963	965,705,972
여자	F	1,521,251	24,092,246	38,644,191	1,425,901,928
40~44 세	S.T	3,816,426	52,853,989	85,701,360	3,020,680,722
남자	M	1,910,293	23,290,966	38,844,855	1,289,068,737
여자	F	1,906,133	29,563,023	46,856,505	1,731,611,986
45~49 세	S.T	3,600,924	53,875,646	85,343,517	3,018,315,414
남자	M	1,798,287	24,026,004	40,139,073	1,320,980,675
여자	F	1,802,637	29,849,642	45,204,444	1,697,334,738
50~54 세	S.T	4,202,044	71,063,093	107,534,810	3,950,089,686
남자	M	2,081,624	30,540,327	49,460,064	1,711,340,482
여자	F	2,120,420	40,522,766	58,074,746	2,238,749,204
55~59 세	S.T	3,952,455	76,094,680	113,008,237	4,158,050,239
남자	M	1,940,032	32,257,882	50,960,683	1,820,994,791
여자	F	2,012,423	43,836,798	62,047,554	2,337,055,448
60~64 세	S.T	4,009,088	91,584,116	132,700,978	5,063,811,649
남자	M	1,952,265	38,618,867	57,310,725	2,263,642,169
여자	F	2,056,823	52,965,249	75,390,253	2,800,169,480
65~69 세	S.T	3,246,683	96,667,343	141,030,366	5,750,036,831
남자	M	1,562,823	40,722,439	60,529,340	2,686,405,044
여자	F	1,683,860	55,944,904	80,501,026	3,063,631,787
70~74 세	S.T	2,147,051	76,192,053	121,760,386	4,246,848,296
남자	M	1,005,855	32,064,531	55,115,076	1,976,762,358
여자	F	1,141,196	44,127,522	66,645,310	2,270,085,938
75~79 세	S.T	1,597,752	62,088,121	126,033,376	3,410,063,480
남자	M	718,633	26,059,383	67,827,438	1,593,373,513
여자	F	879,119	36,028,738	58,205,938	1,816,689,967
80~84 세	S.T	1,249,723	47,379,007	90,081,630	2,477,334,693
남자	M	503,021	18,685,482	38,019,669	1,072,458,732
여자	F	746,702	28,693,525	52,061,961	1,404,875,961
85 세 이상	And over	952,534	28,153,224	60,254,078	1,368,565,876
남자	M	302,506	9,922,195	21,068,815	529,892,292
여자	F	650,028	18,231,029	39,185,263	838,673,583

주 : 1) 진료일 기준
 2) 연령은 연도말 기준
 3) 반올림 관계로 총계와 내용의 합이 다를 수 있음
 4) 약국의 처방조제 입내원일수는 합계의 입내원일수에서 제외함

진료현황(외래)

Age and Gender(Outpatient)

(단위 : 명, 일, 원)
Unit : Person, Day, KRW

급여비 (천원) Benefit (KRW1,000)	입 내 원 1 일 당 Per Visit		요 양 급 여 1 일 당 Perreimbursed day	
	진료비 Medical Expense	급여비 Benefit	진료비 Medical Expense	급여비 Benefit
34,932,307,534	51,644	36,814	33,073	23,576
15,793,744,677	52,891	37,966	32,424	23,275
19,138,562,857	50,671	35,914	33,621	23,830
67,113,875	32,346	29,187	31,549	28,469
36,311,464	32,435	29,234	31,672	28,546
30,802,411	32,240	29,132	31,405	28,378
727,447,886	21,758	17,247	21,161	16,774
388,040,082	21,944	17,372	21,325	16,882
339,407,803	21,549	17,107	20,976	16,652
1,003,667,760	29,579	20,758	26,107	18,322
522,688,876	29,202	20,723	24,615	17,469
480,978,884	29,991	20,796	27,903	19,348
838,027,723	39,228	26,501	30,845	20,838
448,977,095	39,127	26,725	28,900	19,740
389,050,629	39,342	26,246	33,379	22,268
697,833,679	37,774	26,323	26,835	18,700
373,675,111	38,791	27,159	28,039	19,631
324,158,567	36,678	25,422	25,581	17,731
871,136,406	50,205	34,856	29,393	20,407
405,161,852	52,050	36,592	29,698	20,878
465,974,554	48,738	33,474	29,140	20,014
1,299,809,080	53,985	37,715	30,487	21,299
561,027,255	53,852	37,909	30,994	21,818
738,781,825	54,085	37,570	30,118	20,921
1,667,218,744	58,052	40,834	34,640	24,366
661,637,134	55,415	38,982	32,680	22,989
1,005,581,610	59,929	42,152	36,063	25,365
1,673,572,492	57,355	40,135	35,123	24,578
675,929,790	54,850	38,392	32,794	22,953
997,642,701	59,185	41,409	36,898	25,816
2,102,694,151	57,151	39,783	35,247	24,535
897,310,629	55,346	38,526	33,185	23,100
1,205,383,523	58,574	40,773	36,956	25,725
2,108,234,552	56,024	39,131	35,367	24,703
921,906,121	54,981	38,371	32,910	22,968
1,186,328,431	56,863	39,743	37,548	26,244
2,758,248,823	55,586	38,814	36,733	25,650
1,196,613,253	56,035	39,181	34,600	24,194
1,561,635,571	55,247	38,537	38,549	26,890
2,899,419,493	54,643	38,103	36,794	25,657
1,276,381,447	56,451	39,568	35,733	25,046
1,623,038,045	53,313	37,025	37,666	26,158
3,531,880,365	55,291	38,564	38,160	26,615
1,596,994,554	58,615	41,353	39,498	27,866
1,934,885,811	52,868	36,531	37,142	25,665
4,180,791,901	59,483	43,249	40,772	29,645
1,970,267,784	65,969	48,383	44,382	32,551
2,210,524,117	54,762	39,513	38,057	27,460
3,130,708,831	55,739	41,090	34,879	25,712
1,473,653,456	61,650	45,959	35,866	26,738
1,657,055,375	51,444	37,552	34,062	24,864
2,521,175,690	54,923	40,606	27,057	20,004
1,183,903,112	61,144	45,431	23,492	17,455
1,337,272,578	50,423	37,117	31,211	22,975
1,845,072,157	52,288	38,943	27,501	20,482
808,637,755	57,395	43,276	28,208	21,269
1,036,434,401	48,961	36,121	26,985	19,908
1,008,253,927	48,611	35,813	22,713	16,733
394,627,906	53,405	39,772	25,151	18,730
613,626,021	46,003	33,658	21,403	15,660

Note : 1) Based on the Treatment Month
2) As of the end of the Year
3) Rounding error can exist
4) The visit days to drug store with prescription are excluded from the Total

제III-8표
Table III-8

연령별 성별
Service Benefits by

구 분 Division		진료실의원수 Patients	입내원일수 Visits	요양급여일수 Reimbursed Days	진료비 (천원) Medical Expense (KRW1,000)
계	Total	46,916,852	540,379,154	9,886,300,977	23,104,820,782
남자	M	22,872,511	244,411,223	4,595,305,948	11,181,480,794
여자	F	24,044,341	295,967,931	5,290,995,029	11,923,339,987
0 세	Age	179,636	1,498,849	5,746,391	16,124,171
남자	M	93,586	810,911	3,118,376	8,819,442
여자	F	86,050	687,938	2,628,015	7,304,729
1 ~ 4 세	S.T	1,101,062	36,416,352	147,796,652	520,296,736
남자	M	564,342	19,069,710	77,804,604	275,827,498
여자	F	536,720	17,346,642	69,992,048	244,469,237
5 ~ 9 세	S.T	1,934,829	36,338,086	162,948,445	619,286,455
남자	M	992,658	19,008,835	88,055,743	331,780,949
여자	F	942,171	17,329,251	74,892,702	287,505,506
10~14 세	S.T	2,178,090	20,069,905	102,068,499	376,114,407
남자	M	1,122,374	10,842,714	57,354,966	210,381,568
여자	F	1,055,716	9,227,191	44,713,533	165,732,839
15~19 세	S.T	2,105,241	15,935,427	94,380,300	308,690,075
남자	M	1,078,761	8,220,106	49,823,715	166,080,786
여자	F	1,026,480	7,715,321	44,556,585	142,609,289
20~24 세	S.T	2,419,547	13,856,547	103,355,692	316,699,355
남자	M	1,187,851	5,971,498	49,694,183	150,294,010
여자	F	1,231,696	7,885,049	53,661,509	166,405,345
25~29 세	S.T	3,067,759	18,507,297	151,661,314	442,183,852
남자	M	1,539,617	7,953,928	69,876,768	203,882,622
여자	F	1,528,142	10,553,369	81,784,546	238,301,230
30~34 세	S.T	3,109,963	21,143,898	198,187,589	535,403,286
남자	M	1,575,654	9,067,377	92,891,310	254,853,631
여자	F	1,534,309	12,076,521	105,296,279	280,549,655
35~39 세	S.T	2,927,739	23,010,077	252,046,859	637,071,180
남자	M	1,461,293	9,794,412	124,609,294	314,634,481
여자	F	1,466,446	13,215,665	127,437,565	322,436,700
40~44 세	S.T	3,634,567	29,546,165	421,475,727	982,457,481
남자	M	1,802,639	13,150,197	220,788,154	517,697,475
여자	F	1,831,928	16,395,968	200,687,573	464,760,006
45~49 세	S.T	3,429,791	29,565,928	540,275,824	1,178,788,941
남자	M	1,700,499	13,524,376	282,724,445	637,280,964
여자	F	1,729,292	16,041,552	257,551,379	541,507,976
50~54 세	S.T	4,025,902	38,762,713	839,670,403	1,752,127,337
남자	M	1,978,726	17,239,810	410,938,950	913,036,688
여자	F	2,047,176	21,522,903	428,731,453	839,090,649
55~59 세	S.T	3,820,857	42,135,935	1,031,464,556	2,140,548,992
남자	M	1,861,274	18,387,844	479,974,825	1,075,046,960
여자	F	1,959,583	23,748,091	551,489,731	1,065,502,032
60~64 세	S.T	3,915,856	51,034,496	1,334,648,964	2,825,403,055
남자	M	1,897,185	22,354,407	620,735,795	1,407,076,268
여자	F	2,018,671	28,680,089	713,913,169	1,418,326,787
65~69 세	S.T	3,196,507	50,727,483	1,357,948,905	2,965,880,005
남자	M	1,533,457	22,563,830	634,134,259	1,472,867,656
여자	F	1,663,050	28,163,653	723,814,646	1,493,012,349
70~74 세	S.T	2,120,763	39,157,442	1,070,636,584	2,427,550,579
남자	M	989,896	17,344,493	491,441,629	1,169,074,875
여자	F	1,130,867	21,812,949	579,194,955	1,258,475,704
75~79 세	S.T	1,573,087	31,239,188	865,525,134	2,033,025,762
남자	M	700,754	13,293,335	378,563,413	914,076,410
여자	F	872,333	17,945,853	486,961,721	1,118,949,352
80~84 세	S.T	1,235,907	25,197,462	711,791,614	1,759,885,364
남자	M	495,119	10,174,692	291,484,102	726,178,120
여자	F	740,788	15,022,770	420,307,512	1,033,707,244
85 세 이상	And over	939,749	16,235,904	494,671,525	1,267,283,748
남자	M	296,826	5,638,748	171,291,417	432,590,391
여자	F	642,923	10,597,156	323,380,108	834,693,358

주 : 1) 진료일 기준
 2) 연령은 연도말 기준
 3) 반올림 관계로 총계와 내용의 합이 다를 수 있음
 4) 약국의 처방조제 입내원일수는 합계의 입내원일수에서 제외함

진료현황(약국 소계)

Age and Gender(Pharmacy)

(단위 : 명, 일, 원)
Unit : Person, Day, KRW

급여비 (천원) Benefit (KRW1,000)	입 내 원 1 일 당 Per Visit		요 양 급 여 1 일 당 Perreimbursed day	
	진료비 Medical Expense	급여비 Benefit	진료비 Medical Expense	급여비 Benefit
16,777,151,145	42,757	31,047	2,337	1,697
8,087,131,713	45,749	33,088	2,433	1,760
8,690,019,432	40,286	29,361	2,254	1,642
12,956,236	10,758	8,644	2,806	2,255
7,087,067	10,876	8,740	2,828	2,273
5,869,169	10,618	8,532	2,780	2,233
418,546,364	14,287	11,493	3,520	2,832
221,904,836	14,464	11,637	3,545	2,852
196,641,527	14,093	11,336	3,493	2,809
455,252,871	17,042	12,528	3,801	2,794
243,722,096	17,454	12,822	3,768	2,768
211,530,774	16,591	12,207	3,839	2,824
266,916,712	18,740	13,299	3,685	2,615
149,413,274	19,403	13,780	3,668	2,605
117,503,438	17,961	12,734	3,707	2,628
220,413,280	19,371	13,832	3,271	2,335
118,719,974	20,204	14,443	3,333	2,383
101,693,307	18,484	13,181	3,201	2,282
226,908,658	22,856	16,376	3,064	2,195
108,244,578	25,169	18,127	3,024	2,178
118,664,080	21,104	15,049	3,101	2,211
317,472,332	23,892	17,154	2,916	2,093
146,991,519	25,633	18,480	2,918	2,104
170,480,812	22,581	16,154	2,914	2,085
385,122,457	25,322	18,214	2,701	1,943
183,769,573	28,107	20,267	2,744	1,978
201,352,884	23,231	16,673	2,664	1,912
457,593,163	27,687	19,887	2,528	1,816
225,507,201	32,124	23,024	2,525	1,810
232,085,962	24,398	17,561	2,530	1,821
708,170,144	33,252	23,968	2,331	1,680
370,030,217	39,368	28,139	2,345	1,676
338,139,927	28,346	20,623	2,316	1,685
852,587,503	39,870	28,837	2,182	1,578
455,599,788	47,121	33,687	2,254	1,611
396,987,715	33,757	24,747	2,103	1,541
1,266,952,377	45,201	32,685	2,087	1,509
653,114,826	52,961	37,884	2,222	1,589
613,837,551	38,986	28,520	1,957	1,432
1,546,715,129	50,801	36,708	2,075	1,500
771,574,053	58,465	41,961	2,240	1,608
775,141,076	44,867	32,640	1,932	1,406
2,041,420,847	55,363	40,001	2,117	1,530
1,012,642,688	62,944	45,299	2,267	1,631
1,028,778,159	49,453	35,871	1,987	1,441
2,156,193,200	58,467	42,505	2,184	1,588
1,068,728,076	65,276	47,365	2,323	1,685
1,087,465,124	53,012	38,612	2,063	1,502
1,765,260,842	61,995	45,081	2,267	1,649
850,046,135	67,403	49,010	2,379	1,730
915,214,706	57,694	41,957	2,173	1,580
1,473,584,160	65,079	47,171	2,349	1,703
657,348,912	68,762	49,450	2,415	1,736
816,235,248	62,351	45,483	2,298	1,676
1,286,339,827	69,844	51,050	2,472	1,807
531,033,171	71,371	52,192	2,491	1,822
755,306,655	68,809	50,277	2,459	1,797
918,745,044	78,054	56,587	2,562	1,857
311,653,727	76,717	55,270	2,525	1,819
607,091,318	78,766	57,288	2,581	1,877

Note : 1) Based on the Treatment Month

2) As of the end of the Year

3) Rounding error can exist

4) The visit days to drug store with prescription are excluded from the Total

제Ⅲ-9표
Table III-9

연령별 성별 요양기관종별
Average Visit Days by Age, Gender and

구 분 Division		총 계 Total			의 료 기 관 소 계 Sub-Total			총 합 G.H	
		계 T	입 원 I.P	외 래 O.P	계 T	입 원 I.P	외 래 O.P	계 T	입 원 I.P
계	Total	21,095.37	2,629.36	18,466.01	21,071.33	2,629.36	18,441.97	3,108.65	843.02
남자	M	18,338.50	2,155.80	16,182.70	18,309.36	2,155.80	16,153.56	2,975.17	833.40
여자	F	23,857.87	3,103.89	20,753.98	23,838.95	3,103.89	20,735.06	3,242.41	852.66
0 세	Age	17,633.74	7,551.90	10,081.84	17,633.72	7,551.90	10,081.82	5,036.75	3,230.25
남자	M	18,436.79	7,807.90	10,628.89	18,436.77	7,807.90	10,628.88	5,374.58	3,442.28
여자	F	16,789.94	7,282.91	9,507.03	16,789.91	7,282.91	9,507.00	4,681.77	3,007.47
1 ~ 4 세	S.T	39,752.11	2,096.41	37,655.70	39,751.82	2,096.41	37,655.41	3,111.07	805.54
남자	M	41,132.31	2,199.31	38,933.01	41,132.05	2,199.31	38,932.74	3,346.80	857.89
여자	F	38,302.71	1,988.35	36,314.35	38,302.40	1,988.35	36,314.04	2,863.52	750.57
5 ~ 9 세	S.T	24,930.86	722.76	24,208.10	24,929.96	722.76	24,207.20	1,745.60	297.80
남자	M	25,392.78	755.51	24,637.27	25,391.89	755.51	24,636.39	1,743.81	320.28
여자	F	24,445.12	688.32	23,756.80	24,444.22	688.32	23,755.90	1,747.47	274.16
10~14 세	S.T	14,153.51	402.02	13,751.48	14,150.65	402.02	13,748.63	1,314.30	206.12
남자	M	14,668.17	443.35	14,224.82	14,665.17	443.35	14,221.83	1,334.90	232.08
여자	F	13,610.13	358.40	13,251.73	13,607.41	358.40	13,249.02	1,292.54	178.70
15~19 세	S.T	12,087.85	492.66	11,595.18	12,082.79	492.66	11,590.12	1,053.39	260.47
남자	M	12,227.67	545.51	11,682.16	12,222.14	545.51	11,676.63	1,142.08	279.71
여자	F	11,939.28	436.51	11,502.76	11,934.71	436.51	11,498.20	959.15	240.03
20~24 세	S.T	9,146.26	504.09	8,642.17	9,140.89	504.09	8,636.80	1,013.09	237.74
남자	M	7,947.45	582.18	7,365.27	7,941.89	582.18	7,359.70	1,007.05	247.00
여자	F	10,444.46	419.52	10,024.94	10,439.30	419.52	10,019.78	1,019.63	227.72
25~29 세	S.T	10,184.22	536.27	9,647.95	10,177.24	536.27	9,640.97	1,074.20	234.00
남자	M	8,330.32	507.06	7,823.26	8,322.93	507.06	7,815.87	936.43	213.41
여자	F	12,272.22	569.18	11,703.04	12,265.71	569.18	11,696.53	1,229.38	257.18
30~34 세	S.T	12,141.61	732.84	11,408.77	12,132.45	732.84	11,399.61	1,330.92	287.86
남자	M	9,467.83	560.62	8,907.21	9,457.54	560.62	8,896.92	1,031.92	229.42
여자	F	15,188.96	929.13	14,259.83	15,181.09	929.13	14,251.96	1,671.68	354.46
35~39 세	S.T	13,308.43	794.67	12,513.76	13,295.00	794.67	12,500.33	1,556.42	332.27
남자	M	10,813.69	659.95	10,153.74	10,798.17	659.95	10,138.22	1,229.22	274.06
여자	F	16,017.58	940.96	15,076.62	16,006.42	940.96	15,065.46	1,911.74	395.48
40~44 세	S.T	13,649.74	851.82	12,797.92	13,631.21	851.82	12,779.39	1,771.55	369.34
남자	M	11,825.10	804.76	11,020.34	11,803.05	804.76	10,998.29	1,484.02	339.29
여자	F	15,564.35	901.21	14,663.14	15,549.51	901.21	14,648.31	2,073.25	400.88
45~49 세	S.T	14,879.69	1,071.96	13,807.73	14,853.53	1,071.96	13,781.57	2,133.07	446.93
남자	M	13,102.81	1,026.41	12,076.40	13,071.30	1,026.41	12,044.89	1,791.62	418.91
여자	F	16,730.97	1,119.42	15,611.54	16,710.38	1,119.42	15,590.96	2,488.81	476.12
50~54 세	S.T	17,135.00	1,379.48	15,755.53	17,099.98	1,379.48	15,720.50	2,573.49	555.11
남자	M	14,689.07	1,307.06	13,382.01	14,646.18	1,307.06	13,339.12	2,228.92	545.09
여자	F	19,645.25	1,453.80	18,191.45	19,618.28	1,453.80	18,164.48	2,927.12	565.39
55~59 세	S.T	20,119.70	1,883.47	18,236.23	20,074.20	1,883.47	18,190.73	3,218.48	733.49
남자	M	17,330.92	1,835.15	15,495.77	17,274.66	1,835.15	15,439.51	2,980.51	756.11
여자	F	22,902.43	1,931.68	20,970.75	22,867.66	1,931.68	20,935.98	3,455.94	710.91
60~64 세	S.T	24,693.71	2,677.86	22,015.85	24,640.13	2,677.86	21,962.28	4,254.13	1,036.94
남자	M	21,621.84	2,726.47	18,895.37	21,554.21	2,726.47	18,827.74	4,212.83	1,119.86
여자	F	27,667.39	2,630.81	25,036.58	27,627.42	2,630.81	24,996.61	4,294.11	956.68
65~69 세	S.T	32,964.27	3,708.95	29,255.33	32,913.66	3,708.95	29,204.71	5,588.66	1,443.76
남자	M	29,408.75	3,880.19	25,528.56	29,341.88	3,880.19	25,461.69	5,855.14	1,603.24
여자	F	36,288.53	3,548.84	32,739.69	36,253.11	3,548.84	32,704.27	5,339.52	1,294.66
70~74 세	S.T	40,780.32	5,470.95	35,309.37	40,742.03	5,470.95	35,271.08	7,352.53	2,086.50
남자	M	37,421.12	5,696.63	31,724.48	37,370.81	5,696.63	31,674.18	8,099.10	2,360.00
여자	F	43,742.87	5,271.91	38,470.96	43,715.18	5,271.91	38,443.26	6,694.11	1,845.30
75~79 세	S.T	47,546.65	8,541.67	39,004.99	47,517.77	8,541.67	38,976.11	9,550.78	2,984.63
남자	M	45,017.96	8,457.43	36,560.53	44,980.13	8,457.43	36,522.70	11,622.57	3,512.26
여자	F	49,598.19	8,610.01	40,988.18	49,576.57	8,610.01	40,966.56	7,869.93	2,556.56
80~84 세	S.T	53,650.02	15,179.25	38,470.77	53,623.57	15,179.25	38,444.32	9,862.87	3,795.59
남자	M	51,419.96	13,131.17	38,288.79	51,387.85	13,131.17	38,256.68	11,707.55	4,332.17
여자	F	55,114.05	16,523.81	38,590.24	55,091.31	16,523.81	38,567.50	8,651.84	3,443.33
85 세 이상	And over	62,870.43	32,248.27	30,622.16	62,850.27	32,248.27	30,602.00	10,233.07	4,906.34
남자	M	59,497.63	24,102.22	35,395.41	59,476.22	24,102.22	35,374.00	13,222.51	6,035.11
여자	F	64,349.82	35,821.33	28,528.49	64,330.21	35,821.33	28,508.88	8,921.83	4,411.24

주 : 1) 진료일 기준 2) 연령은 연도말 기준
3) (종합병원) 상급종합병원 포함, (병원) 요양병원, 정신병원 포함

평균 수진횟수(총계)

Type of Health Care Institutions(Total)

(단위 : 일/1,000명)

Unit : Days Per 1,000 Persons

병 원	병 원 H			치 과 병 원 D.H			한 방 병 원 K.H		
외 래 O.P	계 T	입 원 I.P	외 래 O.P	계 T	입 원 I.P	외 래 O.P	계 T	입 원 I.P	외 래 O.P
2,265.63	2,865.34	1,594.94	1,270.40	88.24	0.46	87.78	154.14	79.30	74.84
2,141.78	2,279.15	1,185.09	1,094.06	86.37	0.50	85.86	115.34	50.80	64.54
2,389.74	3,452.73	2,005.63	1,447.10	90.12	0.42	89.71	193.02	107.86	85.16
1,806.49	4,875.33	2,822.01	2,053.32	1.42	-	1.42	0.38	0.08	0.29
1,932.30	5,022.02	2,859.67	2,162.35	1.30	-	1.30	0.42	0.14	0.28
1,674.30	4,721.19	2,782.43	1,938.76	1.55	-	1.55	0.33	0.03	0.31
2,305.53	7,149.85	1,085.32	6,064.53	28.83	0.06	28.77	24.57	0.48	24.09
2,488.92	7,428.90	1,128.22	6,300.68	29.53	0.08	29.45	32.33	0.55	31.78
2,112.95	6,856.81	1,040.27	5,816.53	28.10	0.05	28.05	16.42	0.40	16.02
1,447.80	2,847.92	346.51	2,501.41	119.52	0.90	118.62	19.84	1.92	17.92
1,423.53	2,883.46	353.04	2,530.42	124.64	1.18	123.47	23.04	1.99	21.05
1,473.31	2,810.54	339.64	2,470.90	114.12	0.60	113.52	16.46	1.84	14.63
1,108.18	1,021.21	154.93	866.28	79.98	0.59	79.39	24.57	6.56	18.01
1,102.82	1,054.95	166.13	888.83	77.72	0.65	77.07	26.76	7.33	19.44
1,113.84	985.59	143.12	842.47	82.35	0.52	81.83	22.26	5.75	16.51
792.92	738.87	178.81	560.05	71.14	0.47	70.67	42.52	14.33	28.19
862.37	814.90	205.77	609.13	61.96	0.61	61.35	45.89	15.77	30.12
719.12	658.08	150.17	507.91	80.89	0.31	80.58	38.94	12.80	26.14
775.35	686.44	203.43	483.01	93.30	0.47	92.83	49.80	20.25	29.55
760.06	711.37	263.17	448.20	76.69	0.52	76.17	50.04	23.38	26.66
791.91	659.44	138.74	520.69	111.27	0.40	110.87	49.54	16.86	32.69
840.21	854.85	223.82	631.03	82.27	0.33	81.94	63.41	21.74	41.67
723.02	698.44	228.66	469.78	71.45	0.36	71.09	57.85	21.34	36.52
972.19	1,031.00	218.36	812.64	94.45	0.30	94.15	69.67	22.19	47.48
1,043.06	1,328.29	320.75	1,007.54	72.95	0.31	72.64	84.42	28.59	55.82
802.51	815.04	253.11	561.93	67.33	0.36	66.97	75.79	25.90	49.89
1,317.22	1,913.25	397.85	1,515.40	79.36	0.26	79.10	94.25	31.67	62.58
1,224.15	1,336.76	332.13	1,004.63	66.01	0.32	65.70	107.62	42.59	65.04
955.16	949.59	291.36	658.23	63.29	0.40	62.89	98.46	36.31	62.15
1,516.25	1,757.19	376.41	1,380.79	68.97	0.22	68.74	117.57	49.40	68.17
1,402.20	1,232.35	350.01	882.34	63.52	0.31	63.21	134.82	61.64	73.17
1,144.74	1,073.57	351.42	722.15	62.39	0.38	62.01	118.31	50.27	68.04
1,672.37	1,398.97	348.54	1,050.42	64.71	0.24	64.47	152.14	73.57	78.57
1,686.14	1,373.86	472.92	900.94	70.97	0.35	70.62	166.77	78.60	88.17
1,372.71	1,257.57	483.93	773.63	72.26	0.49	71.77	133.00	55.99	77.01
2,012.69	1,495.02	461.44	1,033.59	69.62	0.19	69.43	201.94	102.16	99.79
2,018.38	1,687.23	647.14	1,040.09	85.37	0.35	85.02	192.61	92.24	100.37
1,683.83	1,484.82	636.19	848.64	86.26	0.43	85.83	137.09	56.03	81.07
2,361.73	1,894.96	658.39	1,236.57	84.45	0.26	84.19	249.59	129.40	120.19
2,485.00	2,103.81	909.60	1,194.21	99.04	0.39	98.65	235.44	127.59	107.85
2,224.40	1,906.00	924.43	981.57	102.08	0.47	101.61	159.72	72.09	87.63
2,745.03	2,301.19	894.80	1,406.40	96.01	0.32	95.70	310.99	182.97	128.02
3,217.19	2,730.32	1,308.63	1,421.69	106.67	0.38	106.29	291.37	173.50	117.88
3,092.98	2,606.73	1,398.08	1,208.65	109.36	0.41	108.94	199.39	102.64	96.75
3,337.43	2,849.96	1,222.05	1,627.91	104.07	0.34	103.73	380.41	242.09	138.33
4,144.90	3,500.41	1,882.82	1,617.59	134.62	0.56	134.07	305.62	184.43	121.20
4,251.90	3,442.90	2,036.57	1,406.33	139.39	0.60	138.79	207.72	107.08	100.64
4,044.85	3,554.18	1,739.07	1,815.11	130.17	0.52	129.65	397.16	256.74	140.42
5,266.03	4,768.01	3,005.38	1,762.63	131.25	0.77	130.48	274.69	159.81	114.88
5,739.10	4,673.76	3,084.29	1,589.47	133.38	0.65	132.73	197.24	98.31	98.93
4,848.81	4,851.13	2,935.78	1,915.35	129.38	0.88	128.50	342.99	214.05	128.94
6,566.15	7,110.12	5,221.42	1,888.70	118.93	1.05	117.88	233.28	126.32	106.96
8,110.31	6,607.19	4,728.20	1,878.99	120.42	0.92	119.50	162.79	72.04	90.75
5,313.37	7,518.14	5,621.56	1,896.57	117.72	1.16	116.56	290.47	170.36	120.12
6,067.28	12,966.40	11,086.98	1,879.42	94.86	1.09	93.77	204.94	115.60	89.34
7,375.37	10,353.72	8,584.81	1,768.90	99.74	0.64	99.10	156.65	73.17	83.47
5,208.51	14,681.63	12,729.66	1,951.97	91.66	1.38	90.28	236.64	143.45	93.19
5,326.72	29,186.65	27,080.14	2,106.51	61.07	0.82	60.25	183.16	121.23	61.93
7,187.40	19,859.93	17,857.05	2,002.88	77.27	0.77	76.50	160.66	89.77	70.89
4,510.59	33,277.57	31,125.61	2,151.96	53.96	0.84	53.12	193.03	135.03	58.00

Note : 1) Based on the Treatment Month 2) As of the end of the Year

3) (General hospitals) including tertiary general hospitals, (hospitals) including healthcare hospitals and psychiatric hospitals

제III-9표
Table III-9

연령별 성별 요양기관중별
Average Visit Days by Age, Gender and

구 분 Division		의 원 C			치 과 의 원 D.C			한
		계 T	입 원 I.P	외 래 O.P	계 T	입 원 I.P	외 래 O.P	계 T
계	Total	11,516.87	106.11	11,410.76	1,498.66	0.00	1,498.66	1,718.05
남자	M	10,002.91	82.17	9,920.74	1,481.35	0.00	1,481.35	1,273.61
여자	F	13,033.93	130.09	12,903.84	1,516.01	0.01	1,516.00	2,163.39
0 세	Age	7,676.97	1,499.50	6,177.47	10.00	-	10.00	27.65
남자	M	7,992.53	1,505.70	6,486.83	11.09	-	11.09	28.92
여자	F	7,345.39	1,492.98	5,852.41	8.85	-	8.85	26.32
1 ~ 4 세	S.T	28,605.22	204.40	28,400.82	562.11	-	562.11	251.57
남자	M	29,435.00	211.87	29,223.13	565.65	-	565.65	274.63
여자	F	27,733.84	196.55	27,537.29	558.39	-	558.39	227.35
5 ~ 9 세	S.T	17,503.31	75.41	17,427.91	2,391.31	-	2,391.31	286.71
남자	M	17,969.99	78.83	17,891.15	2,307.31	-	2,307.31	323.33
여자	F	17,012.58	71.80	16,940.78	2,479.64	-	2,479.64	248.21
10~14 세	S.T	9,907.29	33.34	9,873.95	1,477.03	-	1,477.03	316.03
남자	M	10,390.57	36.67	10,353.90	1,413.07	-	1,413.07	356.22
여자	F	9,397.03	29.83	9,367.20	1,544.55	-	1,544.55	273.60
15~19 세	S.T	8,749.68	37.26	8,712.42	950.53	0.00	950.53	468.49
남자	M	8,853.61	42.49	8,811.12	817.80	0.00	817.80	477.29
여자	F	8,639.25	31.70	8,607.55	1,091.57	0.00	1,091.57	459.15
20~24 세	S.T	5,830.26	39.98	5,790.29	1,046.30	0.02	1,046.27	414.18
남자	M	4,865.88	45.46	4,820.42	852.52	0.01	852.51	369.30
여자	F	6,874.60	34.04	6,840.56	1,256.14	0.04	1,256.11	462.77
25~29 세	S.T	6,434.43	54.09	6,380.34	1,060.63	0.02	1,060.62	597.79
남자	M	5,109.08	40.83	5,068.24	918.77	0.01	918.76	520.83
여자	F	7,927.14	69.02	7,858.12	1,220.41	0.03	1,220.38	684.47
30~34 세	S.T	7,438.88	92.27	7,346.61	1,075.94	0.01	1,075.93	789.62
남자	M	5,768.30	48.84	5,719.46	995.59	0.01	995.59	693.06
여자	F	9,342.87	141.78	9,201.09	1,167.51	0.02	1,167.50	899.68
35~39 세	S.T	8,244.51	84.01	8,160.51	1,073.53	0.00	1,073.53	897.50
남자	M	6,588.13	54.12	6,534.01	1,034.42	0.00	1,034.42	823.15
여자	F	10,043.27	116.47	9,926.80	1,116.00	0.00	1,116.00	978.25
40~44 세	S.T	8,263.49	65.75	8,197.74	1,116.29	0.00	1,116.28	1,032.97
남자	M	7,001.48	58.83	6,942.65	1,118.37	0.00	1,118.37	929.25
여자	F	9,587.72	73.01	9,514.71	1,114.10	0.00	1,114.10	1,141.81
45~49 세	S.T	8,527.65	67.87	8,459.79	1,244.57	0.00	1,244.57	1,312.01
남자	M	7,392.39	62.29	7,330.10	1,283.60	0.00	1,283.60	1,114.89
여자	F	9,710.45	73.68	9,636.77	1,203.91	0.00	1,203.91	1,517.38
50~54 세	S.T	9,442.92	78.94	9,363.98	1,452.86	0.00	1,452.86	1,625.54
남자	M	7,927.33	65.02	7,862.31	1,492.79	0.00	1,492.79	1,250.45
여자	F	10,998.35	93.23	10,905.13	1,411.89	0.00	1,411.89	2,010.49
55~59 세	S.T	10,766.03	104.09	10,661.95	1,695.89	0.00	1,695.89	1,879.57
남자	M	8,931.85	77.11	8,854.74	1,746.98	-	1,746.98	1,379.70
여자	F	12,596.25	131.01	12,465.24	1,644.91	0.00	1,644.91	2,378.37
60~64 세	S.T	12,954.35	146.66	12,807.69	1,879.32	0.00	1,879.32	2,290.19
남자	M	10,797.62	99.74	10,697.87	1,932.92	0.00	1,932.92	1,577.31
여자	F	15,042.15	192.08	14,850.07	1,827.43	-	1,827.43	2,980.29
65~69 세	S.T	16,686.77	185.11	16,501.66	2,434.50	-	2,434.50	3,997.21
남자	M	14,185.55	126.54	14,059.01	2,560.34	-	2,560.34	2,715.78
여자	F	19,025.31	239.87	18,785.43	2,316.84	-	2,316.84	5,195.28
70~74 세	S.T	20,151.00	207.21	19,943.79	2,425.89	0.00	2,425.89	5,181.07
남자	M	17,668.69	146.98	17,521.71	2,555.07	-	2,555.07	3,655.67
여자	F	22,340.21	260.33	22,079.88	2,311.97	0.00	2,311.96	6,526.34
75~79 세	S.T	21,883.53	200.47	21,683.06	2,364.01	-	2,364.01	5,602.26
남자	M	19,353.04	138.52	19,214.52	2,502.00	-	2,502.00	4,070.92
여자	F	23,936.51	250.73	23,685.79	2,252.05	-	2,252.05	6,844.64
80~84 세	S.T	22,464.25	173.44	22,290.81	2,090.44	-	2,090.44	5,055.62
남자	M	21,807.27	135.87	21,671.40	2,373.96	-	2,373.96	4,115.93
여자	F	22,895.55	198.11	22,697.44	1,904.32	-	1,904.32	5,672.52
85 세 이상	And over	17,874.24	132.42	17,741.82	1,365.17	-	1,365.17	3,089.52
남자	M	20,218.96	113.81	20,105.14	1,863.68	-	1,863.68	3,203.91
여자	F	16,845.79	140.58	16,705.21	1,146.51	-	1,146.51	3,039.34

주 : 1) 진료일 기준
2) 연령은 연도말 기준

평균 수진횟수(총계) <계속>

Type of Health Care Institutions(Total) <Cont'd>

(단위 : 일/1,000명)

Unit : Days Per 1,000 Persons

의 원		보 건 기 관			조산원	약 국		
K.C		H.C			M	PH		
입 원	외 래	계	입 원	외 래	계(입원)	계(외래)	처 방	직 접
I.P	O.P	T	I.P	O.P	T(I.P)	T(O.P)	D.P	P.P
5.34	1,712.70	121.36	0.17	121.19	0.01	10,502.37	10,478.34	24.04
3.68	1,269.93	95.45	0.15	95.31	-	9,490.66	9,461.52	29.15
7.00	2,156.38	147.33	0.20	147.13	0.02	11,516.15	11,497.24	18.92
0.06	27.60	5.23	-	5.23	-	6,571.74	6,571.72	0.02
0.11	28.81	5.91	-	5.91	-	6,939.23	6,939.21	0.02
-	26.32	4.51	-	4.51	-	6,185.60	6,185.58	0.03
0.60	250.97	18.60	0.01	18.59	-	32,511.52	32,511.24	0.28
0.69	273.94	19.21	0.01	19.19	-	33,237.03	33,236.76	0.26
0.49	226.86	17.96	0.01	17.95	-	31,749.65	31,749.34	0.31
0.22	286.49	15.77	0.01	15.76	-	18,193.04	18,192.14	0.89
0.18	323.14	16.32	0.00	16.32	-	18,567.32	18,566.44	0.89
0.26	247.95	15.19	0.02	15.17	-	17,799.46	17,798.56	0.90
0.48	315.55	10.25	0.01	10.24	-	8,725.81	8,722.95	2.86
0.49	355.72	10.98	0.00	10.97	-	9,178.99	9,175.99	2.99
0.46	273.14	9.49	0.02	9.47	-	8,247.34	8,244.63	2.71
1.32	467.17	8.16	0.00	8.16	-	6,966.93	6,961.87	5.06
1.15	476.14	8.62	0.01	8.61	-	6,976.05	6,970.53	5.53
1.50	457.65	7.68	0.00	7.68	-	6,957.23	6,952.67	4.56
2.20	411.98	7.53	0.00	7.53	0.00	4,788.45	4,783.09	5.37
2.64	366.66	9.03	0.01	9.03	-	3,969.20	3,963.64	5.56
1.73	461.05	5.91	-	5.91	0.00	5,675.62	5,670.47	5.15
2.28	595.51	9.66	0.00	9.66	0.01	5,177.30	5,170.33	6.98
2.45	518.38	10.09	0.00	10.09	-	4,200.66	4,193.27	7.39
2.09	682.38	9.18	0.00	9.18	0.01	6,277.27	6,270.76	6.52
3.00	786.62	11.39	0.00	11.39	0.04	5,903.44	5,894.29	9.16
3.00	690.07	10.50	-	10.50	-	4,752.93	4,742.64	10.29
3.01	896.67	12.41	0.00	12.40	0.08	7,214.70	7,206.83	7.87
3.29	894.21	12.59	0.01	12.58	0.05	6,897.94	6,884.51	13.43
3.69	819.46	11.91	0.01	11.91	-	5,639.93	5,624.42	15.52
2.86	975.39	13.33	0.02	13.32	0.10	8,264.07	8,252.91	11.16
4.72	1,028.25	16.21	0.02	16.19	0.02	7,143.87	7,125.34	18.53
4.55	924.71	15.65	0.03	15.62	-	6,209.69	6,187.64	22.05
4.91	1,136.90	16.79	0.01	16.78	0.03	8,124.11	8,109.28	14.83
5.29	1,306.72	24.64	0.01	24.63	0.00	7,563.06	7,536.91	26.16
4.79	1,110.10	25.98	0.01	25.97	-	6,780.14	6,748.63	31.51
5.82	1,511.56	23.24	0.01	23.23	0.00	8,378.77	8,358.18	20.58
5.70	1,619.84	39.96	0.01	39.95	-	8,575.04	8,540.01	35.03
4.30	1,246.15	38.52	0.01	38.51	-	7,529.84	7,486.96	42.89
7.13	2,003.36	41.43	0.01	41.43	-	9,647.72	9,620.76	26.96
8.19	1,871.39	75.93	0.14	75.79	-	10,072.76	10,027.25	45.50
4.77	1,374.93	67.84	0.19	67.65	-	8,800.93	8,744.67	56.26
11.59	2,366.77	84.01	0.09	83.92	-	11,341.83	11,307.06	34.77
11.67	2,278.53	133.77	0.08	133.70	-	12,238.30	12,184.72	53.57
5.65	1,571.66	118.05	0.09	117.96	-	10,898.38	10,830.75	67.63
17.50	2,962.79	149.00	0.07	148.93	-	13,535.39	13,495.42	39.97
12.07	3,985.14	265.87	0.20	265.67	-	15,325.57	15,274.95	50.61
5.95	2,709.83	235.07	0.21	234.85	-	14,108.03	14,041.16	66.87
17.79	5,177.49	294.66	0.19	294.47	-	16,463.91	16,428.49	35.42
11.04	5,170.03	457.60	0.24	457.35	-	18,126.89	18,088.60	38.29
6.14	3,649.54	387.90	0.27	387.64	-	17,133.34	17,083.04	50.30
15.36	6,510.99	519.06	0.22	518.84	-	19,003.13	18,975.43	27.70
7.00	5,595.26	654.88	0.78	654.10	-	19,610.55	19,581.67	28.88
4.36	4,066.56	541.19	1.13	540.06	-	18,630.85	18,593.02	37.83
9.14	6,835.50	747.12	0.50	746.62	-	20,405.37	20,383.75	21.62
4.70	5,050.91	884.19	1.85	882.34	-	20,445.75	20,419.30	26.45
2.74	4,113.19	773.05	1.77	771.28	-	20,831.68	20,799.58	32.10
5.99	5,666.53	957.15	1.90	955.26	-	20,192.38	20,169.64	22.74
4.11	3,085.41	857.40	3.22	854.19	-	17,648.11	17,627.94	20.16
3.05	3,200.86	869.31	2.66	866.65	-	20,102.92	20,081.51	21.41
4.57	3,034.78	852.18	3.46	848.72	-	16,571.37	16,551.75	19.61

Note : 1) Based on the Treatment Month

2) As of the end of the Year

제Ⅲ-9-1표
Table III-9-1

연령별 성별 요양기관종별
Average Visit Days by Age, Gender and

구 분 Division		총 계 Total			의 료 기 관 소 계 Sub-Total			총 합 G.H	
		계 T	입 원 I.P	외 래 O.P	계 T	입 원 I.P	외 래 O.P	계 T	입 원 I.P
계	Total	20,884.01	2,212.03	18,671.98	20,862.62	2,212.03	18,650.60	2,926.41	746.27
남자	M	18,138.10	1,771.88	16,366.23	18,112.41	1,771.88	16,340.53	2,760.45	722.98
여자	F	23,660.99	2,657.16	21,003.83	23,643.97	2,657.16	20,986.81	3,094.24	769.82
0 세	Age	17,843.04	7,552.59	10,290.45	17,843.01	7,552.59	10,290.43	5,095.93	3,236.61
남자	M	18,651.68	7,800.26	10,851.42	18,651.65	7,800.26	10,851.40	5,433.31	3,437.92
여자	F	16,994.53	7,292.70	9,701.83	16,994.49	7,292.70	9,701.79	4,741.91	3,025.37
1 ~ 4 세	S.T	41,534.05	2,095.02	39,439.03	41,533.80	2,095.02	39,438.79	3,161.64	799.62
남자	M	42,977.11	2,200.47	40,776.65	42,976.90	2,200.47	40,776.43	3,405.13	853.47
여자	F	40,017.64	1,984.21	38,033.43	40,017.36	1,984.21	38,033.16	2,905.78	743.03
5 ~ 9 세	S.T	26,055.21	714.90	25,340.31	26,054.42	714.90	25,339.52	1,791.19	294.95
남자	M	26,528.32	751.10	25,777.22	26,527.52	751.10	25,776.42	1,785.50	319.15
여자	F	25,557.61	676.82	24,880.79	25,556.84	676.82	24,880.01	1,797.18	269.49
10~14 세	S.T	14,723.94	390.64	14,333.30	14,721.26	390.64	14,330.62	1,361.49	203.14
남자	M	15,258.63	432.80	14,825.83	15,255.80	432.80	14,823.00	1,378.40	230.29
여자	F	14,158.36	346.03	13,812.32	14,155.83	346.03	13,809.79	1,343.60	174.41
15~19 세	S.T	12,430.22	469.16	11,961.07	12,425.45	469.16	11,956.30	1,065.03	255.04
남자	M	12,579.75	521.66	12,058.10	12,574.47	521.66	12,052.82	1,156.37	274.61
여자	F	12,270.65	413.13	11,857.52	12,266.43	413.13	11,853.29	967.56	234.15
20~24 세	S.T	9,622.54	485.57	9,136.97	9,617.20	485.57	9,131.63	1,044.94	237.28
남자	M	8,309.61	566.06	7,743.56	8,304.15	566.06	7,738.10	1,033.08	247.82
여자	F	11,045.83	398.32	10,647.51	11,040.63	398.32	10,642.31	1,057.80	225.85
25~29 세	S.T	10,491.81	483.33	10,008.48	10,484.83	483.33	10,001.49	1,087.27	222.92
남자	M	8,544.48	456.11	8,088.37	8,537.11	456.11	8,081.01	936.89	203.26
여자	F	12,701.84	514.24	12,187.61	12,695.29	514.24	12,181.05	1,257.94	245.24
30~34 세	S.T	12,615.74	664.15	11,951.59	12,606.70	664.15	11,942.56	1,357.13	274.83
남자	M	9,771.74	470.40	9,301.34	9,761.53	470.40	9,291.13	1,028.53	210.77
여자	F	15,891.72	887.32	15,004.41	15,884.05	887.32	14,996.73	1,735.65	348.62
35~39 세	S.T	13,856.72	680.74	13,175.98	13,843.43	680.74	13,162.69	1,573.47	308.62
남자	M	11,214.41	514.25	10,700.16	11,198.77	514.25	10,684.53	1,211.77	241.99
여자	F	16,788.25	865.46	15,922.79	16,777.57	865.46	15,912.11	1,974.76	382.54
40~44 세	S.T	14,074.36	686.76	13,387.59	14,056.70	686.76	13,369.93	1,764.71	329.41
남자	M	12,222.21	609.96	11,612.25	12,201.03	609.96	11,591.07	1,456.21	292.38
여자	F	16,050.73	768.72	15,282.01	16,036.82	768.72	15,268.10	2,093.91	368.92
45~49 세	S.T	15,228.07	842.60	14,385.46	15,203.87	842.60	14,361.27	2,112.92	393.37
남자	M	13,435.67	750.40	12,685.27	13,406.46	750.40	12,656.06	1,756.44	355.96
여자	F	17,103.93	939.10	16,164.84	17,084.99	939.10	16,145.89	2,486.01	432.52
50~54 세	S.T	17,438.18	1,079.58	16,358.61	17,405.92	1,079.58	16,326.34	2,541.34	482.70
남자	M	14,923.70	932.53	13,991.17	14,884.46	932.53	13,951.93	2,175.60	454.30
여자	F	20,005.80	1,229.73	18,776.07	19,980.65	1,229.73	18,750.93	2,914.82	511.70
55~59 세	S.T	20,301.33	1,500.99	18,800.34	20,259.49	1,500.99	18,758.50	3,161.93	640.95
남자	M	17,437.98	1,368.37	16,069.61	17,387.23	1,368.37	16,018.85	2,913.79	640.32
여자	F	23,159.98	1,633.39	21,526.60	23,127.04	1,633.39	21,493.66	3,409.67	641.59
60~64 세	S.T	24,935.42	2,251.59	22,683.83	24,885.04	2,251.59	22,633.45	4,165.50	929.09
남자	M	21,648.10	2,207.44	19,440.66	21,584.93	2,207.44	19,377.50	4,109.77	983.81
여자	F	28,095.05	2,294.03	25,801.02	28,056.96	2,294.03	25,762.94	4,219.07	876.49
65~69 세	S.T	33,817.61	3,352.66	30,464.95	33,768.97	3,352.66	30,416.31	5,541.69	1,359.07
남자	M	29,764.87	3,436.96	26,327.91	29,700.16	3,436.96	26,263.21	5,790.31	1,489.06
여자	F	37,498.66	3,276.09	34,222.57	37,464.61	3,276.09	34,188.53	5,315.87	1,241.00
70~74 세	S.T	42,183.48	5,267.79	36,915.69	42,145.39	5,267.79	36,877.60	7,417.83	2,058.56
남자	M	38,351.33	5,474.96	32,876.37	38,300.22	5,474.96	32,825.26	8,171.65	2,316.51
여자	F	45,459.69	5,090.67	40,369.02	45,432.72	5,090.67	40,342.05	6,773.37	1,838.04
75~79 세	S.T	48,973.88	8,433.73	40,540.15	48,945.42	8,433.73	40,511.69	9,683.79	3,012.90
남자	M	46,280.84	8,422.72	37,858.12	46,243.27	8,422.72	37,820.55	11,910.45	3,580.28
여자	F	51,076.01	8,442.32	42,633.68	51,054.66	8,442.32	42,612.34	7,945.71	2,570.02
80~84 세	S.T	54,475.52	14,796.34	39,679.17	54,449.60	14,796.34	39,653.26	9,889.22	3,815.27
남자	M	52,441.85	13,071.04	39,370.81	52,409.54	13,071.04	39,338.50	11,764.79	4,398.91
여자	F	55,788.92	15,910.60	39,878.32	55,767.13	15,910.60	39,856.54	8,677.92	3,438.33
85 세 이상	And over	63,618.86	31,677.40	31,941.46	63,598.96	31,677.40	31,921.56	10,378.74	4,978.86
남자	M	60,057.32	23,713.79	36,343.52	60,034.94	23,713.79	36,321.14	13,134.70	6,049.91
여자	F	65,236.84	35,295.21	29,941.64	65,218.07	35,295.21	29,922.86	9,126.73	4,492.28

주 : 1) 진료일 기준 2) 연령은 연도말 기준
3) (종합병원) 상급종합병원 포함, (병원) 요양병원, 정신병원 포함

평균 수진횟수(직장)

Type of Health Care Institutions(I.W.)

(단위 : 일/1,000명)

Unit : Days Per 1,000 Persons

병 원	병 원 H			치 과 병 원 D.H			한 방 병 원 K.H		
외 래 O.P	계 T	입 원 I.P	외 래 O.P	계 T	입 원 I.P	외 래 O.P	계 T	입 원 I.P	외 래 O.P
2,180.14	2,598.18	1,302.75	1,295.43	90.99	0.46	90.54	135.33	61.04	74.28
2,037.47	2,049.35	933.57	1,115.78	89.35	0.51	88.84	101.32	36.74	64.58
2,324.42	3,153.22	1,676.11	1,477.11	92.66	0.41	92.25	169.72	85.62	84.10
1,859.32	4,901.73	2,841.31	2,060.43	1.50	-	1.50	0.34	-	0.34
1,995.39	5,042.03	2,877.29	2,164.74	1.40	-	1.40	0.34	-	0.34
1,716.54	4,754.52	2,803.55	1,950.97	1.61	-	1.61	0.34	-	0.34
2,362.03	7,351.89	1,087.72	6,264.16	29.67	0.06	29.61	26.10	0.47	25.63
2,551.66	7,642.51	1,129.19	6,513.32	30.42	0.08	30.34	34.72	0.49	34.23
2,162.75	7,046.49	1,044.15	6,002.34	28.88	0.04	28.84	17.05	0.45	16.60
1,496.25	2,923.51	341.65	2,581.86	123.76	0.92	122.84	20.92	1.66	19.27
1,466.35	2,961.91	348.86	2,613.05	129.55	1.20	128.35	24.29	1.78	22.51
1,527.69	2,883.12	334.08	2,549.04	117.67	0.64	117.03	17.38	1.53	15.85
1,158.35	1,037.05	148.32	888.73	83.75	0.59	83.16	24.68	5.91	18.78
1,148.10	1,070.40	159.30	911.10	81.61	0.64	80.97	26.91	6.55	20.36
1,169.18	1,001.77	136.70	865.07	86.01	0.54	85.47	22.33	5.23	17.10
810.00	725.92	164.25	561.67	74.75	0.47	74.28	41.89	12.81	29.08
881.76	802.10	190.61	611.49	65.18	0.61	64.57	45.19	13.99	31.20
733.41	644.63	136.12	508.51	84.96	0.32	84.64	38.36	11.55	26.81
807.66	689.57	190.59	498.98	99.83	0.51	99.32	48.29	17.49	30.80
785.26	715.06	250.80	464.25	82.32	0.59	81.73	48.28	20.87	27.41
831.94	661.95	125.31	536.63	118.82	0.42	118.40	48.31	13.83	34.49
864.35	834.18	191.86	642.33	86.19	0.32	85.87	59.28	16.11	43.17
733.62	676.79	197.41	479.39	74.93	0.36	74.57	52.70	15.47	37.23
1,012.71	1,012.80	185.56	827.24	98.98	0.28	98.70	66.74	16.83	49.91
1,082.30	1,343.83	272.96	1,070.87	76.62	0.31	76.30	77.35	20.12	57.22
817.76	774.00	193.75	580.25	71.15	0.34	70.80	67.87	17.53	50.34
1,387.03	2,000.23	364.21	1,636.02	82.92	0.28	82.64	88.27	23.11	65.15
1,264.85	1,310.34	256.62	1,053.73	69.43	0.30	69.13	98.89	31.65	67.24
969.78	876.67	195.31	681.36	67.25	0.36	66.90	89.01	25.05	63.96
1,592.21	1,791.48	324.63	1,466.85	71.84	0.23	71.61	109.84	38.96	70.87
1,435.30	1,152.09	248.33	903.76	66.62	0.31	66.31	122.30	46.49	75.81
1,163.82	967.39	225.99	741.40	66.09	0.38	65.71	106.72	35.88	70.84
1,724.99	1,349.18	272.17	1,077.01	67.19	0.24	66.95	138.92	57.81	81.11
1,719.55	1,242.03	324.40	917.63	75.08	0.37	74.71	154.49	61.45	93.03
1,400.48	1,084.18	295.72	788.45	77.32	0.53	76.79	121.75	40.29	81.46
2,053.49	1,407.23	354.40	1,052.83	72.73	0.20	72.53	188.75	83.60	105.15
2,058.65	1,511.55	452.96	1,058.59	91.59	0.36	91.23	176.56	71.26	105.30
1,721.30	1,240.75	380.11	860.64	94.27	0.44	93.83	126.06	39.38	86.68
2,403.12	1,788.07	527.34	1,260.73	88.85	0.28	88.57	228.12	103.81	124.30
2,520.98	1,878.15	669.06	1,209.09	106.85	0.39	106.45	209.96	97.62	112.35
2,273.47	1,597.70	607.94	989.77	113.07	0.45	112.62	144.24	52.00	92.24
2,768.08	2,158.15	730.09	1,428.06	100.63	0.33	100.30	275.57	143.16	132.41
3,236.42	2,485.44	1,044.19	1,441.26	113.31	0.33	112.98	263.46	140.26	123.20
3,125.96	2,267.87	1,054.90	1,212.97	119.30	0.39	118.92	180.70	77.36	103.34
3,342.58	2,694.57	1,033.89	1,660.68	107.55	0.28	107.28	343.01	200.71	142.30
4,182.62	3,313.61	1,650.16	1,663.45	138.27	0.56	137.72	282.43	158.59	123.84
4,301.25	3,171.08	1,739.95	1,431.13	144.96	0.62	144.34	191.70	86.56	105.14
4,074.87	3,443.06	1,568.60	1,874.46	132.19	0.50	131.70	364.84	224.01	140.82
5,359.27	4,656.44	2,837.33	1,819.11	132.73	0.85	131.88	267.36	152.20	115.16
5,855.14	4,553.54	2,920.00	1,633.53	135.66	0.69	134.96	187.52	87.62	99.90
4,935.33	4,744.42	2,766.65	1,977.77	130.23	0.98	129.24	335.61	207.41	128.20
6,670.89	7,020.89	5,082.29	1,938.60	116.95	1.11	115.84	234.71	127.73	106.99
8,330.17	6,571.94	4,628.52	1,943.42	115.64	1.08	114.56	160.60	70.02	90.57
5,375.69	7,371.34	5,436.50	1,934.83	117.98	1.14	116.84	292.57	172.77	119.80
6,073.95	12,568.51	10,674.09	1,894.42	92.26	1.08	91.18	203.95	116.51	87.44
7,365.88	10,259.35	8,452.17	1,807.18	92.35	0.55	91.80	150.94	72.18	78.77
5,239.59	14,059.83	12,109.07	1,950.76	92.21	1.43	90.78	238.18	145.15	93.03
5,399.88	28,494.42	26,432.50	2,061.92	63.02	0.73	62.29	183.25	121.00	62.26
7,084.79	19,475.76	17,464.62	2,011.15	73.00	0.71	72.29	143.32	78.76	64.56
4,634.44	32,591.54	30,506.55	2,084.99	58.49	0.75	57.75	201.39	140.18	61.21

Note : 1) Based on the Treatment Month 2) As of the end of the Year

3) (General hospitals) including tertiary general hospitals, (hospitals) including healthcare hospitals and psychiatric hospitals

제III-9-1표
Table III-9-1

연령별 성별 요양기관종별
Average Visit Days by Age, Gender and

구 분 Division		의 원 C			치 과 의 원 D.C			한
		계 T	입 원 I.P	외 래 O.P	계 T	입 원 I.P	외 래 O.P	계 T
계	Total	11,792.36	97.40	11,694.96	1,528.69	0.00	1,528.69	1,676.35
남자	M	10,286.26	75.39	10,210.87	1,500.33	0.00	1,500.33	1,237.54
여자	F	13,315.51	119.65	13,195.86	1,557.37	0.01	1,557.37	2,120.13
0 세	Age	7,800.92	1,474.60	6,326.32	10.28	-	10.28	27.09
남자	M	8,128.89	1,484.91	6,643.99	11.27	-	11.27	28.40
여자	F	7,456.78	1,463.78	5,992.99	9.24	-	9.24	25.71
1 ~ 4 세	S.T	30,089.81	206.59	29,883.22	586.52	-	586.52	269.84
남자	M	30,959.84	216.42	30,743.41	591.45	-	591.45	293.92
여자	F	29,175.57	196.26	28,979.30	581.35	-	581.35	244.54
5 ~ 9 세	S.T	18,373.01	75.54	18,297.46	2,495.68	-	2,495.68	310.61
남자	M	18,851.33	79.92	18,771.42	2,409.17	-	2,409.17	349.46
여자	F	17,869.93	70.94	17,798.99	2,586.67	-	2,586.67	269.74
10~14 세	S.T	10,316.39	32.28	10,284.11	1,553.00	-	1,553.00	335.44
남자	M	10,823.78	35.65	10,788.13	1,487.32	-	1,487.32	377.23
여자	F	9,779.69	28.72	9,750.98	1,622.48	-	1,622.48	291.24
15~19 세	S.T	9,024.93	35.42	8,989.51	993.68	0.00	993.68	491.91
남자	M	9,141.94	40.81	9,101.13	857.34	0.00	857.34	498.66
여자	F	8,900.07	29.66	8,870.40	1,139.19	0.00	1,139.18	484.71
20~24 세	S.T	6,174.29	37.79	6,136.49	1,108.84	0.02	1,108.82	443.94
남자	M	5,123.11	43.66	5,079.44	900.58	0.01	900.57	392.80
여자	F	7,313.83	31.43	7,282.40	1,334.61	0.04	1,334.58	499.38
25~29 세	S.T	6,680.67	50.59	6,630.08	1,104.95	0.02	1,104.93	622.07
남자	M	5,292.79	38.06	5,254.73	954.58	0.01	954.57	537.95
여자	F	8,255.77	64.80	8,190.97	1,275.60	0.02	1,275.57	717.53
30~34 세	S.T	7,796.43	94.12	7,702.31	1,121.78	0.01	1,121.77	821.52
남자	M	6,048.97	46.10	6,002.87	1,040.41	0.00	1,040.40	719.68
여자	F	9,809.32	149.42	9,659.89	1,215.50	0.02	1,215.49	938.82
35~39 세	S.T	8,720.76	81.39	8,639.37	1,122.57	0.00	1,122.57	935.75
남자	M	7,004.26	49.37	6,954.89	1,082.96	0.00	1,082.96	855.67
여자	F	10,625.14	116.92	10,508.22	1,166.52	0.00	1,166.51	1,024.60
40~44 세	S.T	8,687.84	58.84	8,629.01	1,168.90	0.00	1,168.90	1,078.78
남자	M	7,445.61	52.07	7,393.53	1,172.73	0.00	1,172.73	972.22
여자	F	10,013.40	66.05	9,947.34	1,164.81	0.00	1,164.81	1,192.49
45~49 세	S.T	8,915.40	59.29	8,856.11	1,299.35	0.00	1,299.35	1,381.66
남자	M	7,828.68	55.02	7,773.66	1,346.42	0.00	1,346.42	1,169.22
여자	F	10,052.73	63.77	9,988.96	1,250.09	0.00	1,250.09	1,603.99
50~54 세	S.T	9,817.27	68.01	9,749.26	1,516.75	0.00	1,516.75	1,713.22
남자	M	8,329.62	55.34	8,274.28	1,569.35	-	1,569.35	1,314.83
여자	F	11,336.35	80.94	11,255.41	1,463.03	0.00	1,463.03	2,120.02
55~59 세	S.T	11,097.04	86.78	11,010.27	1,767.29	0.00	1,767.29	1,963.98
남자	M	9,277.56	64.24	9,213.31	1,835.29	-	1,835.29	1,443.44
여자	F	12,913.55	109.28	12,804.27	1,699.40	0.00	1,699.40	2,483.67
60~64 세	S.T	13,383.82	128.36	13,255.46	1,958.84	-	1,958.84	2,381.67
남자	M	11,140.83	86.60	11,054.23	2,024.38	-	2,024.38	1,631.19
여자	F	15,539.69	168.49	15,371.20	1,895.85	-	1,895.85	3,103.01
65~69 세	S.T	17,440.26	173.51	17,266.75	2,529.02	-	2,529.02	4,240.78
남자	M	14,680.95	116.00	14,564.95	2,654.69	-	2,654.69	2,826.74
여자	F	19,946.52	225.75	19,720.77	2,414.87	-	2,414.87	5,525.13
70~74 세	S.T	21,157.65	208.99	20,948.66	2,518.58	0.00	2,518.58	5,494.24
남자	M	18,376.36	144.86	18,231.50	2,637.23	-	2,637.23	3,823.67
여자	F	23,535.45	263.82	23,271.63	2,417.14	0.00	2,417.13	6,922.44
75~79 세	S.T	22,844.04	201.98	22,642.06	2,441.62	-	2,441.62	5,876.49
남자	M	20,114.95	137.49	19,977.46	2,564.06	-	2,564.06	4,205.12
여자	F	24,974.30	252.31	24,721.99	2,346.05	-	2,346.05	7,181.13
80~84 세	S.T	23,300.38	182.40	23,117.98	2,154.60	-	2,154.60	5,276.12
남자	M	22,664.75	142.24	22,522.50	2,413.94	-	2,413.94	4,196.36
여자	F	23,710.89	208.33	23,502.56	1,987.11	-	1,987.11	5,973.46
85 세 이상	And over	18,779.80	136.65	18,643.15	1,457.72	-	1,457.72	3,323.77
남자	M	21,003.51	113.95	20,889.56	1,900.59	-	1,900.59	3,305.57
여자	F	17,769.59	146.96	17,622.63	1,256.53	-	1,256.53	3,332.03

주 : 1) 진료일 기준
2) 연령은 연도말 기준

평균 수진횟수(직장) <계속>

Type of Health Care Institutions(I.W.) <Cont'd>

(단위 : 일/1,000명)

Unit : Days Per 1,000 Persons

의 원		보 건 기 관			조산원	약 국		
K.C		H.C			M	PH		
입 원	외 래	계	입 원	외 래	계(입원)	계(외래)	처 방	직 접
I.P	O.P	T	I.P	O.P	T(I.P)	T(O.P)	D.P	P.P
3.94	1,672.42	114.31	0.16	114.15	0.01	10,731.40	10,710.02	21.38
2.53	1,235.01	87.81	0.14	87.67	-	9,707.46	9,681.76	25.70
5.36	2,114.78	141.10	0.17	140.93	0.02	11,766.93	11,749.91	17.02
0.07	27.02	5.22	-	5.22	-	6,671.33	6,671.30	0.03
0.14	28.26	6.01	-	6.01	-	7,040.92	7,040.90	0.02
-	25.71	4.39	-	4.39	-	6,283.51	6,283.47	0.03
0.54	269.30	18.32	0.01	18.31	-	34,028.75	34,028.51	0.25
0.81	293.11	18.92	0.01	18.91	-	34,785.63	34,785.42	0.22
0.27	244.28	17.70	0.01	17.69	-	33,233.41	33,233.13	0.28
0.16	310.45	15.74	0.01	15.73	-	19,018.14	19,017.35	0.79
0.19	349.27	16.30	0.00	16.30	-	19,401.02	19,400.22	0.80
0.13	269.61	15.14	0.02	15.12	-	18,615.44	18,614.66	0.78
0.40	335.05	9.45	0.00	9.44	-	9,052.02	9,049.34	2.68
0.37	376.86	10.16	-	10.16	-	9,530.23	9,527.40	2.82
0.42	290.82	8.69	0.01	8.69	-	8,546.17	8,543.65	2.53
1.17	490.74	7.34	-	7.34	-	7,211.81	7,207.04	4.77
1.02	497.63	7.70	-	7.70	-	7,237.77	7,232.49	5.28
1.33	483.38	6.95	-	6.95	-	7,184.10	7,179.87	4.22
1.88	442.06	7.49	0.00	7.49	-	5,083.92	5,078.58	5.33
2.29	390.51	8.93	0.01	8.92	-	4,192.23	4,186.77	5.46
1.43	497.95	5.93	-	5.93	-	6,050.56	6,045.36	5.20
1.51	620.56	10.21	0.00	10.21	0.01	5,397.84	5,390.86	6.98
1.53	536.43	10.48	0.00	10.47	-	4,367.37	4,360.01	7.36
1.48	716.05	9.91	0.00	9.91	0.02	6,567.33	6,560.78	6.55
1.75	819.76	12.01	-	12.01	0.04	6,185.63	6,176.59	9.03
1.90	717.77	10.94	-	10.94	-	4,986.65	4,976.44	10.21
1.57	937.25	13.25	-	13.25	0.08	7,566.72	7,559.05	7.68
2.10	933.66	12.17	0.02	12.16	0.05	7,301.01	7,287.73	13.29
2.14	853.53	11.16	0.01	11.15	-	5,988.10	5,972.47	15.63
2.04	1,022.55	13.30	0.02	13.28	0.10	8,757.63	8,746.95	10.68
3.34	1,075.44	15.43	0.02	15.41	0.02	7,504.69	7,487.03	17.66
3.21	969.01	14.07	0.04	14.03	-	6,582.15	6,560.98	21.17
3.48	1,189.01	16.89	0.00	16.88	0.04	8,489.11	8,475.20	13.91
3.71	1,377.95	22.94	0.01	22.93	0.00	7,880.62	7,856.42	24.20
2.86	1,166.35	22.45	0.01	22.44	-	7,136.53	7,107.31	29.21
4.59	1,599.40	23.46	0.01	23.45	0.00	8,659.37	8,640.42	18.95
4.28	1,708.94	37.64	0.01	37.63	-	8,883.84	8,851.58	32.27
2.95	1,311.88	33.98	0.02	33.97	-	7,870.52	7,831.28	39.23
5.64	2,114.38	41.38	0.01	41.38	-	9,918.59	9,893.44	25.15
6.03	1,957.95	74.27	0.15	74.12	-	10,357.97	10,316.13	41.84
3.19	1,440.25	62.13	0.24	61.89	-	9,096.02	9,045.26	50.75
8.88	2,474.80	86.39	0.06	86.33	-	11,617.85	11,584.91	32.94
9.32	2,372.35	132.99	0.05	132.94	-	12,615.13	12,564.76	50.38
4.34	1,626.84	110.90	0.04	110.86	-	11,202.88	11,139.71	63.17
14.11	3,088.90	154.22	0.06	154.15	-	13,972.53	13,934.45	38.08
10.58	4,230.20	282.91	0.18	282.72	-	15,944.02	15,895.38	48.64
4.58	2,822.16	239.74	0.19	239.55	-	14,547.46	14,482.75	64.71
16.03	5,509.10	322.12	0.18	321.93	-	17,212.51	17,178.46	34.05
9.60	5,484.64	500.57	0.25	500.32	-	18,950.12	18,912.03	38.09
5.02	3,818.65	414.59	0.26	414.34	-	17,746.96	17,695.86	51.10
13.52	6,908.93	574.07	0.24	573.82	-	19,978.73	19,951.76	26.97
6.93	5,869.56	726.92	0.79	726.13	-	20,407.60	20,379.14	28.46
4.24	4,200.87	600.52	1.09	599.43	-	19,317.58	19,280.02	37.57
9.03	7,172.10	825.59	0.55	825.04	-	21,258.44	21,237.10	21.34
4.75	5,271.37	964.56	2.24	962.32	-	21,131.61	21,105.69	25.92
2.73	4,193.63	867.07	2.27	864.80	-	21,578.41	21,546.10	32.31
6.06	5,967.40	1,027.53	2.22	1,025.31	-	20,843.04	20,821.26	21.79
4.50	3,319.26	918.23	3.15	915.07	-	18,354.65	18,334.75	19.90
2.42	3,303.15	998.49	3.42	995.07	-	20,792.09	20,769.71	22.38
5.45	3,326.58	881.76	3.03	878.73	-	17,247.33	17,228.56	18.77

Note : 1) Based on the Treatment Month

2) As of the end of the Year

제Ⅲ-9-2표
Table III-9-2

연령별 성별 요양기관종별
Average Visit Days by Age, Gender and

구 분 Division		총 계 Total			의 료 기 관 소 계 Sub-Total			총 합 G.H	
		계 T	입 원 I.P	외 래 O.P	계 T	입 원 I.P	외 래 O.P	계 T	입 원 I.P
계	Total	21,604.76	3,635.16	17,969.60	21,574.33	3,635.16	17,939.17	3,547.88	1,076.20
남자	M	18,829.15	3,095.77	15,733.39	18,791.56	3,095.77	15,695.80	3,500.88	1,103.72
여자	F	24,324.97	4,163.80	20,161.18	24,301.56	4,163.80	20,137.76	3,593.95	1,049.22
0 세	Age	16,814.64	7,549.21	9,265.44	16,814.64	7,549.21	9,265.44	4,805.14	3,205.37
남자	M	17,598.57	7,837.70	9,760.87	17,598.57	7,837.70	9,760.87	5,145.48	3,459.26
여자	F	15,986.53	7,244.45	8,742.08	15,986.53	7,244.45	8,742.08	4,445.62	2,937.18
1 ~ 4 세	S.T	32,256.80	2,102.27	30,154.53	32,256.35	2,102.27	30,154.08	2,898.36	830.47
남자	M	33,359.63	2,194.42	31,165.21	33,359.17	2,194.42	31,164.74	3,101.06	876.51
여자	F	31,101.87	2,005.77	29,096.11	31,101.44	2,005.77	29,095.67	2,686.08	782.26
5 ~ 9 세	S.T	20,195.93	755.87	19,440.07	20,194.59	755.87	19,438.72	1,553.57	309.82
남자	M	20,608.55	774.08	19,834.47	20,607.29	774.08	19,833.21	1,568.17	325.03
여자	F	19,762.37	736.73	19,025.65	19,760.94	736.73	19,024.21	1,538.23	293.83
10~14 세	S.T	11,846.13	448.09	11,398.03	11,842.55	448.09	11,394.46	1,123.42	218.16
남자	M	12,268.80	486.19	11,782.61	12,265.12	486.19	11,778.93	1,158.14	239.35
여자	F	11,403.20	408.17	10,995.04	11,399.74	408.17	10,991.57	1,087.03	195.96
15~19 세	S.T	10,792.54	581.61	10,210.94	10,786.39	581.61	10,204.79	1,009.34	281.02
남자	M	10,882.24	636.67	10,245.57	10,875.78	636.67	10,239.11	1,087.46	299.18
여자	F	10,698.77	524.04	10,174.73	10,692.94	524.04	10,168.91	927.68	262.04
20~24 세	S.T	7,653.95	562.12	7,091.83	7,648.48	562.12	7,086.37	913.30	239.18
남자	M	6,810.29	632.82	6,177.47	6,804.40	632.82	6,171.58	925.33	244.40
여자	F	8,564.51	485.81	8,078.70	8,559.50	485.81	8,073.68	900.31	233.55
25~29 세	S.T	9,124.26	718.71	8,405.54	9,117.30	718.71	8,398.58	1,029.16	272.15
남자	M	7,580.40	685.47	6,894.93	7,572.92	685.47	6,887.45	934.81	248.93
여자	F	10,817.98	755.18	10,062.79	10,811.59	755.18	10,056.41	1,132.67	297.62
30~34 세	S.T	10,732.78	936.98	9,795.80	10,723.25	936.98	9,786.27	1,253.01	326.57
남자	M	8,546.71	834.07	7,712.65	8,536.19	834.07	7,702.13	1,042.20	285.92
여자	F	13,146.91	1,050.63	12,096.28	13,138.48	1,050.63	12,087.85	1,485.82	371.46
35~39 세	S.T	11,753.60	1,117.74	10,635.86	11,739.76	1,117.74	10,622.02	1,508.07	399.33
남자	M	9,631.28	1,089.90	8,541.39	9,616.10	1,089.90	8,526.20	1,280.71	368.69
여자	F	13,922.70	1,146.20	12,776.50	13,910.24	1,146.20	12,764.04	1,740.44	430.65
40~44 세	S.T	12,533.96	1,285.56	11,248.40	12,513.15	1,285.56	11,227.59	1,789.51	474.27
남자	M	10,749.91	1,332.19	9,417.72	10,725.49	1,332.19	9,393.30	1,559.34	466.28
여자	F	14,325.22	1,238.73	13,086.49	14,308.04	1,238.73	13,069.31	2,020.60	482.30
45~49 세	S.T	14,030.47	1,631.07	12,399.40	13,999.53	1,631.07	12,368.46	2,182.17	577.49
남자	M	12,285.22	1,704.36	10,580.86	12,248.08	1,704.36	10,543.72	1,878.03	573.52
여자	F	15,828.94	1,555.54	14,273.40	15,804.39	1,555.54	14,248.85	2,495.59	581.57
50~54 세	S.T	16,461.18	2,046.03	14,415.16	16,420.01	2,046.03	14,373.99	2,644.94	716.04
남자	M	14,171.75	2,132.84	12,038.92	14,120.81	2,132.84	11,987.98	2,346.50	745.28
여자	F	18,837.28	1,955.93	16,881.35	18,806.24	1,955.93	16,850.31	2,954.68	685.70
55~59 세	S.T	19,750.36	2,661.26	17,089.09	19,697.40	2,661.26	17,036.13	3,333.47	921.65
남자	M	17,113.04	2,785.14	14,327.90	17,045.57	2,785.14	14,260.43	3,116.28	991.77
여자	F	22,379.11	2,537.79	19,841.32	22,340.62	2,537.79	19,802.83	3,549.95	851.76
60~64 세	S.T	24,297.48	3,376.64	20,920.84	24,238.67	3,376.64	20,862.03	4,399.42	1,213.76
남자	M	21,579.20	3,569.22	18,009.98	21,504.33	3,569.22	17,935.11	4,380.18	1,340.76
여자	F	26,959.80	3,188.02	23,771.79	26,916.72	3,188.02	23,728.70	4,418.27	1,089.37
65~69 세	S.T	31,681.34	4,244.61	27,436.73	31,627.76	4,244.61	27,383.15	5,659.28	1,571.10
남자	M	28,892.93	4,522.18	24,370.75	28,822.94	4,522.18	24,300.76	5,949.04	1,768.62
여자	F	34,404.15	3,973.57	30,430.59	34,366.61	3,973.57	30,393.04	5,376.33	1,378.22
70~74 세	S.T	38,603.13	5,786.18	32,816.95	38,564.53	5,786.18	32,778.35	7,251.20	2,129.85
남자	M	36,037.03	6,026.47	30,010.56	35,987.92	6,026.47	29,961.45	7,991.15	2,424.71
여자	F	40,977.80	5,563.82	35,413.98	40,948.93	5,563.82	35,385.11	6,566.45	1,856.98
75~79 세	S.T	45,198.24	8,719.27	36,478.97	45,168.66	8,719.27	36,449.39	9,331.91	2,938.11
남자	M	43,052.91	8,511.43	34,541.48	43,014.68	8,511.43	34,503.25	11,174.63	3,406.42
여자	F	47,052.29	8,898.89	38,153.40	47,030.19	8,898.89	38,131.31	7,739.38	2,533.39
80~84 세	S.T	52,207.34	15,848.43	36,358.90	52,179.95	15,848.43	36,331.52	9,816.81	3,761.20
남자	M	49,681.67	13,233.45	36,448.22	49,649.92	13,233.45	36,416.47	11,610.18	4,218.65
여자	F	53,913.37	17,614.80	36,298.57	53,888.93	17,614.80	36,274.13	8,605.43	3,452.21
85 세 이상	And over	61,785.34	33,075.94	28,709.40	61,764.80	33,075.94	28,688.85	10,021.87	4,801.21
남자	M	58,635.55	24,700.51	33,935.04	58,615.63	24,700.51	33,915.12	13,357.76	6,012.30
여자	F	63,097.22	36,564.29	26,532.93	63,076.42	36,564.29	26,512.13	8,632.48	4,296.80

주 : 1) 진료일 기준 2) 연령은 연도말 기준
3) (종합병원) 상급종합병원 포함, (병원) 요양병원, 정신병원 포함

평균 수진횟수(지역)

Type of Health Care Institutions(S.E.)

(단위 : 일/1,000명)

Unit : Days Per 1,000 Persons

병 원	병 원 H			치 과 병 원 D.H			한 방 병 원 K.H		
외 래 O.P	계 T	입 원 I.P	외 래 O.P	계 T	입 원 I.P	외 래 O.P	계 T	입 원 I.P	외 래 O.P
2,471.69	3,509.22	2,299.15	1,210.07	81.61	0.46	81.15	199.48	123.30	76.18
2,397.16	2,841.78	1,800.90	1,040.87	79.06	0.49	78.57	149.67	85.22	64.44
2,544.72	4,163.34	2,787.46	1,375.88	84.11	0.43	83.68	248.29	160.61	87.68
1,599.77	4,771.99	2,746.48	2,025.51	1.10	-	1.10	0.52	0.41	0.11
1,686.22	4,943.97	2,790.94	2,153.03	0.92	-	0.92	0.71	0.67	0.04
1,508.44	4,590.31	2,699.51	1,890.80	1.28	-	1.28	0.31	0.13	0.18
2,067.89	6,300.04	1,075.22	5,224.81	25.30	0.07	25.22	18.12	0.51	17.62
2,224.55	6,528.92	1,124.15	5,404.77	25.77	0.07	25.70	22.27	0.80	21.47
1,903.83	6,060.35	1,023.99	5,036.36	24.81	0.08	24.73	13.78	0.20	13.58
1,243.76	2,529.57	366.96	2,162.62	101.64	0.78	100.86	15.25	3.02	12.23
1,243.14	2,552.92	370.67	2,182.26	103.97	1.08	102.89	17.77	2.89	14.87
1,244.40	2,505.03	363.05	2,141.98	99.19	0.46	98.73	12.60	3.15	9.45
905.26	957.14	181.69	775.45	64.71	0.57	64.14	24.12	9.20	14.92
918.79	992.17	193.84	798.33	61.94	0.70	61.23	26.19	10.50	15.69
891.08	920.43	168.96	751.47	67.63	0.44	67.19	21.95	7.85	14.10
728.32	787.86	233.92	553.94	57.48	0.46	57.02	44.90	20.09	24.81
788.29	863.85	263.73	600.12	49.66	0.62	49.04	48.53	22.57	25.96
665.64	708.43	202.76	505.67	65.66	0.29	65.37	41.11	17.49	23.62
674.11	676.62	243.68	432.94	72.81	0.33	72.48	54.52	28.88	25.63
680.93	699.81	302.02	397.80	59.03	0.31	58.72	55.55	31.25	24.30
666.76	651.59	180.71	470.87	87.68	0.34	87.34	53.40	26.33	27.07
757.01	926.06	333.95	592.11	68.74	0.35	68.39	77.64	41.14	36.51
685.88	774.25	338.10	436.15	59.26	0.34	58.92	75.90	41.89	34.01
835.05	1,092.61	329.40	763.21	79.14	0.36	78.78	79.56	40.32	39.25
926.44	1,282.10	462.76	819.34	62.06	0.30	61.75	105.43	53.76	51.66
756.27	939.44	433.01	506.42	55.78	0.41	55.37	99.82	51.27	48.55
1,114.36	1,660.51	495.61	1,164.90	69.00	0.19	68.81	111.62	56.52	55.10
1,108.73	1,411.65	546.27	865.38	56.33	0.37	55.95	132.39	73.60	58.79
912.01	1,164.75	574.76	589.99	51.61	0.54	51.07	126.35	69.53	56.82
1,309.79	1,663.99	517.14	1,146.85	61.16	0.21	60.95	138.57	77.77	60.81
1,315.23	1,443.26	617.21	826.05	55.38	0.31	55.07	167.71	101.46	66.25
1,093.06	1,361.06	691.02	670.04	52.39	0.38	52.01	149.68	89.23	60.45
1,538.30	1,525.80	543.10	982.69	58.39	0.25	58.14	185.81	113.74	72.07
1,604.69	1,695.22	834.96	860.26	60.95	0.28	60.67	196.70	120.40	76.30
1,304.51	1,683.45	946.23	737.22	59.83	0.39	59.44	160.64	94.55	66.09
1,914.02	1,707.35	720.30	987.05	62.10	0.17	61.93	233.86	147.04	86.82
1,928.90	2,077.69	1,078.72	998.97	71.55	0.32	71.23	228.30	138.86	89.44
1,601.22	2,022.96	1,200.78	822.18	68.61	0.41	68.21	161.42	92.73	68.68
2,268.98	2,134.49	952.04	1,182.45	74.59	0.23	74.37	297.71	186.74	110.97
2,411.82	2,562.69	1,398.73	1,163.96	83.17	0.39	82.78	287.23	188.53	98.70
2,124.52	2,533.43	1,568.54	964.89	79.71	0.50	79.21	191.22	112.97	78.25
2,698.19	2,591.86	1,229.48	1,362.38	86.62	0.28	86.34	382.94	263.85	119.09
3,185.66	3,131.74	1,742.13	1,389.60	95.79	0.46	95.33	337.13	227.99	109.14
3,039.42	3,156.94	1,955.29	1,201.65	93.21	0.46	92.75	229.75	143.70	86.06
3,328.90	3,107.06	1,533.36	1,573.70	98.31	0.45	97.86	442.30	310.55	131.75
4,088.18	3,781.26	2,232.61	1,548.65	129.13	0.56	128.58	340.50	223.27	117.22
4,180.41	3,836.60	2,466.20	1,370.41	131.31	0.56	130.75	230.93	136.81	94.12
3,998.11	3,727.21	2,004.51	1,722.70	127.01	0.55	126.46	447.49	307.70	139.78
5,121.35	4,941.11	3,266.12	1,674.99	128.96	0.65	128.31	286.06	171.62	114.44
5,566.44	4,852.64	3,328.75	1,523.89	129.99	0.58	129.40	211.70	114.22	97.48
4,709.47	5,022.99	3,208.17	1,814.81	128.01	0.71	127.29	354.88	224.74	130.14
6,393.80	7,256.93	5,450.34	1,806.59	122.18	0.95	121.22	230.93	124.00	106.93
7,768.21	6,662.06	4,883.31	1,778.74	127.86	0.67	127.19	166.21	75.18	91.03
5,206.00	7,771.03	5,940.38	1,830.66	117.27	1.20	116.07	286.86	166.20	120.66
6,055.61	13,661.78	11,808.58	1,853.21	99.40	1.09	98.31	206.67	114.00	92.67
7,391.53	10,514.23	8,810.43	1,703.80	112.31	0.79	111.51	166.35	74.87	91.48
5,153.22	15,787.90	13,833.76	1,954.13	90.68	1.30	89.38	233.90	140.42	93.48
5,220.66	30,190.25	28,019.10	2,171.15	58.22	0.94	57.28	183.02	121.57	61.45
7,345.46	20,451.66	18,461.51	1,990.15	83.85	0.86	82.98	187.37	106.72	80.65
4,335.69	34,246.35	31,999.81	2,246.54	47.55	0.98	46.58	181.21	127.75	53.46

Note : 1) Based on the Treatment Month 2) As of the end of the Year

3) (General hospitals) including tertiary general hospitals, (hospitals) including healthcare hospitals and psychiatric hospitals

제III-9-2표
Table III-9-2

연령별 성별 요양기관종별
Average Visit Days by Age, Gender and

구 분 Division		의 원 C			치 과 의 원 D.C			한
		계 T	입 원 I.P	외 래 O.P	계 T	입 원 I.P	외 래 O.P	계 T
계	Total	10,852.93	127.10	10,725.82	1,426.30	0.00	1,426.29	1,818.53
남자	M	9,309.17	98.77	9,210.40	1,434.90	0.00	1,434.90	1,361.93
여자	F	12,365.87	154.86	12,211.00	1,417.86	0.00	1,417.86	2,266.01
0 세	Age	7,191.87	1,596.95	5,594.92	8.90	-	8.90	29.86
남자	M	7,460.60	1,586.83	5,873.77	10.40	-	10.40	30.95
여자	F	6,907.99	1,607.63	5,300.36	7.31	-	7.31	28.71
1 ~ 4 세	S.T	22,360.65	195.17	22,165.48	459.43	-	459.43	174.70
남자	M	23,010.40	192.68	22,817.73	456.95	-	456.95	193.37
여자	F	21,680.21	197.78	21,482.43	462.02	-	462.02	155.16
5 ~ 9 세	S.T	13,840.81	74.83	13,765.98	1,951.76	-	1,951.76	186.09
남자	M	14,256.72	74.26	14,182.45	1,878.14	-	1,878.14	213.22
여자	F	13,403.79	75.42	13,328.37	2,029.13	-	2,029.13	157.59
10~14 세	S.T	8,252.46	37.63	8,214.83	1,169.70	-	1,169.70	237.49
남자	M	8,630.20	40.79	8,589.41	1,111.35	-	1,111.35	270.83
여자	F	7,856.62	34.31	7,822.31	1,230.85	-	1,230.85	202.55
15~19 세	S.T	7,708.33	44.22	7,664.12	787.29	0.00	787.28	379.90
남자	M	7,751.81	48.91	7,702.91	666.71	0.00	666.70	395.64
여자	F	7,662.88	39.31	7,623.57	913.34	-	913.34	363.44
20~24 세	S.T	4,752.35	46.82	4,705.53	850.32	0.02	850.30	320.91
남자	M	4,058.21	51.09	4,007.12	701.59	0.01	701.58	295.51
여자	F	5,501.52	42.21	5,459.31	1,010.83	0.03	1,010.80	348.32
25~29 세	S.T	5,585.87	66.15	5,519.72	907.92	0.02	907.90	514.12
남자	M	4,465.76	50.53	4,415.23	793.37	0.01	793.36	460.86
여자	F	6,814.72	83.29	6,731.43	1,033.59	0.03	1,033.56	572.56
30~34 세	S.T	6,376.45	86.80	6,289.65	939.74	0.01	939.73	694.86
남자	M	4,917.60	57.14	4,860.46	859.76	0.01	859.75	612.41
여자	F	7,987.50	119.56	7,867.94	1,028.06	0.02	1,028.04	785.92
35~39 세	S.T	6,893.99	91.42	6,802.57	934.46	0.01	934.46	789.03
남자	M	5,360.21	68.13	5,292.08	891.18	0.00	891.18	727.16
여자	F	8,461.58	115.22	8,346.36	978.69	0.01	978.69	852.25
40~44 세	S.T	7,148.40	83.92	7,064.48	978.04	0.00	978.03	912.60
남자	M	5,799.00	77.12	5,721.87	971.19	-	971.19	812.91
여자	F	8,503.26	90.74	8,412.52	984.91	0.00	984.90	1,012.70
45~49 세	S.T	7,582.45	88.77	7,493.68	1,111.04	0.00	1,111.04	1,142.22
남자	M	6,320.75	80.15	6,240.60	1,129.29	-	1,129.29	981.44
여자	F	8,882.63	97.65	8,784.98	1,092.24	0.00	1,092.23	1,307.91
50~54 세	S.T	8,610.90	103.23	8,507.67	1,310.87	0.00	1,310.87	1,430.67
남자	M	7,040.33	86.36	6,953.98	1,323.97	0.00	1,323.97	1,108.51
여자	F	10,240.92	120.75	10,120.17	1,297.28	-	1,297.28	1,765.03
55~59 세	S.T	10,092.91	139.28	9,953.63	1,550.69	-	1,550.69	1,707.93
남자	M	8,228.26	103.29	8,124.97	1,567.24	-	1,567.24	1,249.97
여자	F	11,951.51	175.15	11,776.36	1,534.19	-	1,534.19	2,164.39
60~64 세	S.T	12,250.33	176.66	12,073.66	1,748.96	0.00	1,748.96	2,140.23
남자	M	10,240.33	121.08	10,119.25	1,784.42	0.00	1,784.42	1,489.83
여자	F	14,218.95	231.10	13,987.84	1,714.23	-	1,714.23	2,777.24
65~69 세	S.T	15,553.95	202.55	15,351.40	2,292.39	-	2,292.39	3,631.01
남자	M	13,468.00	141.80	13,326.20	2,423.69	-	2,423.69	2,555.05
여자	F	17,590.83	261.86	17,328.96	2,164.18	-	2,164.18	4,681.65
70~74 세	S.T	18,589.05	204.44	18,384.61	2,282.07	-	2,282.07	4,695.14
남자	M	16,615.73	150.13	16,465.60	2,432.81	-	2,432.81	3,405.71
여자	F	20,415.17	254.71	20,160.47	2,142.58	-	2,142.58	5,888.39
75~79 세	S.T	20,303.06	197.98	20,105.08	2,236.29	-	2,236.29	5,151.03
남자	M	18,167.50	140.12	18,027.38	2,405.44	-	2,405.44	3,862.10
여자	F	22,148.67	247.99	21,900.68	2,090.10	-	2,090.10	6,264.95
80~84 세	S.T	21,002.99	157.79	20,845.19	1,978.33	-	1,978.33	4,670.25
남자	M	20,348.67	125.03	20,223.64	2,305.95	-	2,305.95	3,979.12
여자	F	21,444.96	179.92	21,265.04	1,757.02	-	1,757.02	5,137.10
85 세 이상	And over	16,561.33	126.29	16,435.04	1,230.98	-	1,230.98	2,749.90
남자	M	19,010.51	113.60	18,896.91	1,806.83	-	1,806.83	3,047.32
여자	F	15,541.25	131.57	15,409.68	991.14	-	991.14	2,626.02

주 : 1) 진료일 기준
2) 연령은 연도말 기준

평균 수진횟수(지역) <계속>

Type of Health Care Institutions(S.E.) <Cont'd>

(단위 : 일/1,000명)

Unit : Days Per 1,000 Persons

의 원		보 건 기 관			조산원	약 국		
K.C		H.C			M	PH		
입 원	외 래	계	입 원	외 래	계(입원)	계(외래)	처 방	직 접
I.P	O.P	T	I.P	O.P	T(I.P)	T(O.P)	D.P	P.P
8.73	1,809.80	138.38	0.21	138.17	0.01	9,950.40	9,919.97	30.43
6.50	1,355.44	114.17	0.15	114.01	-	8,959.88	8,922.29	37.59
10.92	2,255.10	162.10	0.26	161.84	0.01	10,921.16	10,897.75	23.42
-	29.86	5.28	-	5.28	-	6,182.00	6,182.00	-
-	30.95	5.54	-	5.54	-	6,542.55	6,542.55	-
-	28.71	5.01	-	5.01	-	5,801.13	5,801.13	-
0.81	173.90	19.74	0.02	19.73	-	26,129.65	26,129.20	0.45
0.20	193.17	20.43	0.02	20.41	-	26,712.29	26,711.83	0.46
1.45	153.71	19.03	0.02	19.01	-	25,519.49	25,519.05	0.44
0.47	185.62	15.89	-	15.89	-	14,718.34	14,717.00	1.35
0.15	213.07	16.39	-	16.39	-	15,054.81	15,053.55	1.26
0.82	156.77	15.37	-	15.37	-	14,364.80	14,363.36	1.44
0.80	236.69	13.52	0.04	13.48	-	7,406.31	7,402.73	3.58
0.99	269.83	14.31	0.02	14.29	-	7,751.70	7,748.02	3.68
0.59	201.95	12.69	0.06	12.63	-	7,044.37	7,040.91	3.46
1.88	378.02	11.28	0.02	11.27	-	6,040.48	6,034.33	6.15
1.64	394.00	12.12	0.03	12.09	-	5,975.95	5,969.48	6.46
2.13	361.31	10.41	0.01	10.40	-	6,107.95	6,102.13	5.83
3.20	317.71	7.66	-	7.66	0.00	3,862.68	3,857.21	5.47
3.73	291.78	9.36	-	9.36	-	3,268.91	3,263.02	5.89
2.63	345.69	5.84	-	5.84	0.01	4,503.53	4,498.52	5.02
4.95	509.17	7.77	0.00	7.77	0.00	4,417.31	4,410.35	6.96
5.68	455.18	8.72	-	8.72	-	3,616.90	3,609.42	7.48
4.15	568.41	6.73	0.01	6.72	0.01	5,295.42	5,289.03	6.38
6.72	688.14	9.56	0.00	9.55	0.04	5,064.96	5,055.43	9.53
6.31	606.10	9.20	-	9.20	-	4,044.55	4,034.03	10.52
7.17	778.75	9.96	0.01	9.95	0.09	6,191.82	6,183.39	8.44
6.68	782.35	13.79	0.00	13.78	0.06	5,754.92	5,741.08	13.84
8.24	718.92	14.14	-	14.14	-	4,612.58	4,597.40	15.18
5.08	847.18	13.43	0.01	13.42	0.12	6,922.44	6,909.98	12.46
8.36	904.25	18.24	0.01	18.23	0.01	6,195.72	6,174.91	20.81
8.16	804.76	19.92	-	19.92	-	5,201.23	5,176.81	24.42
8.56	1,004.14	16.55	0.02	16.53	0.02	7,194.23	7,177.04	17.18
9.15	1,133.07	28.77	0.02	28.76	0.00	6,788.96	6,758.03	30.94
9.51	971.93	34.65	0.01	34.64	-	5,904.75	5,867.62	37.14
8.78	1,299.13	22.72	0.02	22.69	0.01	7,700.13	7,675.59	24.55
8.84	1,421.83	45.10	0.00	45.09	-	7,888.72	7,847.55	41.17
7.27	1,101.23	48.52	-	48.52	-	6,778.72	6,727.78	50.94
10.47	1,754.56	41.54	0.00	41.54	-	9,040.74	9,009.71	31.03
12.56	1,695.36	79.30	0.12	79.18	-	9,492.77	9,439.82	52.96
7.99	1,241.98	79.45	0.08	79.36	-	8,200.36	8,132.90	67.47
17.12	2,147.27	79.16	0.15	79.01	-	10,780.99	10,742.49	38.50
15.51	2,124.72	135.07	0.12	134.95	-	11,620.56	11,561.74	58.81
7.77	1,482.07	129.66	0.17	129.50	-	10,403.96	10,329.09	74.87
23.10	2,754.15	140.36	0.08	140.28	-	12,812.11	12,769.02	43.09
14.31	3,616.70	240.25	0.22	240.02	-	14,395.75	14,342.18	53.58
7.93	2,547.13	228.31	0.25	228.05	-	13,471.55	13,401.55	69.99
20.53	4,661.12	251.91	0.19	251.71	-	15,298.22	15,260.67	37.55
13.26	4,681.88	390.92	0.23	390.69	-	16,849.55	16,810.95	38.60
7.80	3,397.91	348.19	0.28	347.91	-	16,220.32	16,171.20	49.11
18.32	5,870.07	430.47	0.19	430.28	-	17,431.84	17,402.97	28.87
7.11	5,143.92	536.34	0.77	535.57	-	18,299.04	18,269.46	29.58
4.54	3,857.56	448.88	1.19	447.69	-	17,562.29	17,524.05	38.24
9.33	6,255.62	611.93	0.41	611.52	-	18,935.76	18,913.66	22.10
4.61	4,665.64	743.72	1.15	742.56	-	19,247.11	19,219.72	27.39
2.75	3,976.36	613.11	0.92	612.20	-	19,561.45	19,529.70	31.75
5.87	5,131.23	831.94	1.31	830.63	-	19,034.77	19,010.33	24.45
3.53	2,746.37	769.22	3.31	765.92	-	16,623.74	16,603.20	20.54
4.02	3,043.30	670.33	1.49	668.84	-	19,041.40	19,021.48	19.92
3.32	2,622.70	810.41	4.06	806.35	-	15,616.80	15,596.00	20.80

Note : 1) Based on the Treatment Month

2) As of the end of the Year

제III-10표
Table III-10

연령별 연간진료비 구간별
Number of patients and total medical expense

진료비구간(원) Amount Class(Won)	계 Total		0~4 세		5~9 세		10~14 세	
	진료실인원수 Patients	진료비 Medical Expense	진료실인원수 Patients	진료비 Medical Expense	진료실인원수 Patients	진료비 Medical Expense	진료실인원수 Patients	진료비 MedicalExpense
계 Total	48,918,655	110,802,876,969	1,339,583	2,773,429,430	1,956,617	2,449,095,911	2,234,199	1,922,933,859
1,000,000 이하 Lessthan	25,389,009	10,947,310,136	515,510	304,142,045	1,075,458	601,896,492	1,738,111	754,491,066
1,000,001 ~ 2,000,000	10,344,074	14,826,033,498	473,106	681,124,547	604,598	843,577,280	331,761	453,454,067
2,000,001 ~ 3,000,000	4,864,723	11,881,219,901	184,850	446,338,295	171,220	411,303,769	93,224	224,580,964
3,000,001 ~ 4,000,000	2,591,958	8,951,292,615	71,839	246,492,618	55,389	189,216,586	30,580	104,436,149
4,000,001 ~ 5,000,000	1,545,861	6,895,414,370	32,941	146,287,660	22,350	99,104,438	13,460	59,807,795
5,000,001 ~ 10,000,000	2,592,598	17,548,722,852	40,407	267,522,609	22,524	144,599,998	20,055	136,174,521
10,000,001 ~ 20,000,000	906,414	12,427,822,979	11,477	157,251,078	3,135	41,728,119	5,029	65,351,674
20,000,001 ~ 30,000,000	278,008	6,789,772,694	3,374	82,065,220	689	16,733,164	793	19,099,530
30,000,001 ~ 40,000,000	199,930	6,845,892,862	1,708	59,071,621	394	13,568,533	345	11,818,937
40,000,001 ~ 50,000,000	82,047	3,644,252,298	1,198	53,362,797	222	9,885,512	201	8,993,927
50,000,001 ~ 60,000,000	42,487	2,316,739,659	821	44,976,651	137	7,465,425	120	6,521,742
60,000,001 ~ 70,000,000	25,499	1,648,303,060	599	38,634,085	93	6,037,063	78	5,066,013
70,000,001 ~ 80,000,000	16,539	1,234,851,797	330	24,685,098	74	5,551,275	62	4,641,088
80,000,001 ~ 90,000,000	10,858	919,170,834	265	22,446,929	47	3,963,197	50	4,251,453
90,000,001 ~ 100,000,000	7,616	721,540,023	228	21,653,751	38	3,581,348	51	4,831,080
100,000,001 ~ 150,000,000	14,985	1,771,717,195	497	60,476,903	109	13,093,393	119	14,424,183
150,000,001 ~ 200,000,000	3,151	537,023,483	197	33,693,377	57	9,889,167	57	9,884,112
200,000,001 이상 Andover	2,898	895,796,713	236	83,204,146	83	27,901,153	103	35,105,556

주 : 1) 진료일 기준
2) 연령은 연도말 기준
3) 반올림 관계로 총계와 내용의 합이 다를 수 있음

실인원 및 진료비 현황(총계)

by patient age and annual medical expense(Total)

(단위 : 명, 천원)

Unit : Person, KRW 1,000

15~19 세		20~24 세		25~29 세		30~34 세		35~39 세	
진료실인원수 Patients	진료비 Medical Expense	진료실인원수 Patients	진료비 Medical Expense	진료실인원수 Patients	진료비 Medical Expense	진료실인원수 Patients	진료비 MedicalExpense	진료실인원수 Patients	진료비 MedicalExpense
2,180,073	1,705,695,466	2,601,253	2,076,581,147	3,275,513	3,006,621,985	3,303,955	3,927,249,500	3,083,342	4,079,017,791
1,802,748	674,882,429	2,124,450	732,363,620	2,529,685	923,483,628	2,305,315	899,179,297	2,049,195	837,820,699
237,823	325,558,208	289,158	398,898,459	441,570	612,134,310	536,251	749,584,878	562,821	788,287,031
66,179	160,095,091	85,587	207,169,048	135,429	327,657,950	179,837	436,469,241	187,755	455,029,542
27,804	95,594,059	37,174	127,962,329	61,287	211,358,896	95,372	330,742,008	92,099	318,647,953
14,786	65,884,146	20,904	93,163,656	36,364	162,145,330	64,929	289,880,129	59,615	266,221,280
21,962	148,465,367	31,868	213,816,929	53,179	352,585,794	93,773	620,502,547	96,126	644,015,502
6,232	83,303,519	8,776	119,911,761	12,918	174,221,627	21,161	280,575,558	25,763	342,340,613
1,164	27,941,864	1,585	37,709,177	2,393	57,199,331	3,492	83,698,414	4,580	110,454,398
472	16,221,500	642	22,232,875	1,128	38,956,307	1,757	60,724,887	2,415	83,082,376
208	9,195,868	310	13,754,478	499	22,072,098	693	30,687,901	1,072	47,413,187
147	8,094,076	144	7,868,840	227	12,361,484	337	18,442,968	554	30,187,741
81	5,261,313	95	6,173,844	160	10,353,265	209	13,467,258	340	22,061,595
52	3,860,438	70	5,231,460	108	8,088,682	166	12,403,732	214	16,016,228
41	3,466,645	74	6,262,418	90	7,632,258	128	10,840,078	150	12,659,543
36	3,465,368	45	4,256,536	77	7,287,103	93	8,814,477	123	11,620,673
148	18,227,026	155	19,157,054	191	23,335,133	233	28,266,170	282	34,105,709
73	12,492,862	80	13,683,939	87	15,241,409	95	16,529,301	102	17,543,996
117	43,685,688	136	46,964,726	121	40,507,380	114	36,440,657	136	41,509,725

Note : 1) Based on the Treatment Month

2) As of the end of the Year

3) Rounding error can exist

제III-10표
Table III-10

연령별 연간진료비 구간별
Number of patients and total medical expense

진료비구간(원) Amount Class(Won)	40~44 세		45~49 세		50~54 세		55~59 세	
	진료실인원수 Patients	진료비 Medical Expense	진료실인원수 Patients	진료비 Medical Expense	진료실인원수 Patients	진료비 Medical Expense	진료실인원수 Patients	진료비 MedicalExpense
계 Total	3,822,419	5,363,878,776	3,607,681	5,774,294,904	4,210,925	7,975,413,008	3,961,499	9,082,553,957
1,000,000 이하 Lessthan	2,441,323	1,024,740,075	2,131,359	916,446,239	2,168,717	982,503,197	1,722,095	821,903,621
1,000,001 ~ 2,000,000	781,736	1,099,011,495	813,063	1,151,534,248	1,073,029	1,533,598,669	1,087,629	1,568,290,655
2,000,001 ~ 3,000,000	266,163	643,998,761	299,089	724,302,363	438,060	1,062,811,656	499,882	1,216,232,066
3,000,001 ~ 4,000,000	112,444	387,088,196	126,586	434,893,794	190,658	655,378,695	231,116	795,374,168
4,000,001 ~ 5,000,000	62,163	277,264,086	65,767	293,144,286	98,003	436,468,156	120,834	538,128,806
5,000,001 ~ 10,000,000	106,073	717,755,910	112,151	760,152,584	154,927	1,046,087,619	188,905	1,276,767,201
10,000,001 ~ 20,000,000	34,084	461,922,565	34,840	473,342,480	49,473	673,791,524	62,745	855,975,291
20,000,001 ~ 30,000,000	8,442	204,046,549	10,518	255,827,740	15,235	371,222,351	18,958	462,310,412
30,000,001 ~ 40,000,000	4,628	159,724,302	6,540	225,685,775	10,237	354,353,798	12,903	446,456,586
40,000,001 ~ 50,000,000	2,063	91,461,346	2,998	133,202,105	4,837	214,611,583	6,389	283,513,526
50,000,001 ~ 60,000,000	1,016	55,264,695	1,580	86,173,876	2,496	136,108,296	3,344	182,636,040
60,000,001 ~ 70,000,000	628	40,591,765	903	58,414,392	1,637	105,769,639	2,020	130,778,841
70,000,001 ~ 80,000,000	405	30,284,877	618	46,028,059	1,021	76,254,709	1,419	105,915,911
80,000,001 ~ 90,000,000	287	24,319,625	434	36,756,779	685	57,932,192	896	75,899,820
90,000,001 ~ 100,000,000	196	18,515,528	288	27,337,053	469	44,509,571	637	60,460,573
100,000,001 ~ 150,000,000	469	56,563,651	610	72,440,716	973	114,845,153	1,216	145,066,570
150,000,001 ~ 200,000,000	138	23,768,062	170	29,138,320	242	41,306,899	251	42,949,111
200,000,001 이상 Andover	161	47,557,288	167	49,474,095	226	67,859,302	260	73,894,760

주 : 1) 진료일 기준
2) 연령은 연도말 기준
3) 반올림 관계로 총계와 내용의 합이 다를 수 있음

실인원 및 진료비 현황(총계) <계속>

by patient age and annual medical expense(Total) <Cont'd>

(단위 : 명, 천원)

Unit : Person, KRW 1,000

60~64 세		65~69 세		70~74 세		75~79 세		80 세이상 andover	
진료실인원수 Patients	진료비 Medical Expense	진료실인원수 Patients	진료비 Medical Expense	진료실인원수 Patients	진료비 Medical Expense	진료실인원수 Patients	진료비 MedicalExpense	진료실인원수 Patients	진료비 MedicalExpense
4,019,101	11,765,004,023	3,256,363	12,983,349,581	2,157,584	10,614,195,877	1,613,155	9,442,771,625	2,295,393	15,860,790,131
1,332,444	675,545,880	680,704	362,322,960	320,912	178,966,524	190,115	108,256,003	260,868	148,366,362
1,133,018	1,655,006,908	789,018	1,173,597,023	466,389	700,500,817	306,862	463,351,948	416,242	628,522,956
621,416	1,518,409,839	578,574	1,426,983,193	394,819	976,868,963	282,169	699,761,152	380,470	943,208,008
317,295	1,093,635,522	378,505	1,310,470,899	275,638	955,643,823	211,486	734,282,426	276,686	960,074,496
174,156	775,882,336	238,377	1,063,540,299	182,358	814,123,464	147,185	657,799,568	191,669	856,568,933
275,770	1,864,871,337	384,469	2,587,923,658	320,741	2,172,683,580	279,709	1,907,268,815	389,959	2,687,528,880
95,216	1,302,454,507	123,339	1,686,756,684	115,224	1,582,346,359	110,579	1,528,747,529	186,423	2,597,802,091
28,080	683,219,784	34,710	842,708,042	33,983	823,289,741	34,852	847,382,706	75,160	1,864,864,271
18,362	634,686,428	21,406	740,751,762	21,412	738,799,642	23,479	807,221,590	72,102	2,432,535,942
8,942	396,934,900	10,742	477,568,214	10,468	465,031,566	10,594	471,059,363	20,611	915,503,927
4,772	260,452,980	5,538	302,339,943	5,437	296,212,154	5,696	310,437,995	10,121	551,194,753
2,939	190,011,384	3,362	217,333,463	3,283	212,454,186	3,481	225,083,874	5,591	360,811,081
1,927	143,691,020	2,355	176,060,580	2,184	163,317,737	2,242	167,263,024	3,292	245,557,881
1,315	111,152,489	1,486	125,880,989	1,487	126,138,387	1,480	125,222,961	1,943	164,345,072
921	87,122,114	1,092	103,416,190	998	94,492,107	1,020	96,649,088	1,304	123,527,464
1,844	217,122,895	2,008	237,576,150	1,762	207,184,956	1,840	215,391,646	2,529	294,439,887
388	65,633,548	400	67,936,530	283	47,497,177	225	38,123,850	306	51,711,824
296	89,170,152	278	80,183,000	206	58,644,695	141	39,468,087	117	34,226,303

Note : 1) Based on the Treatment Month

2) As of the end of the Year

3) Rounding error can exist

제III-11표
Table III-11

연령별 연간진료비 구간별
Number of patients and total medical expense

진료비구간(원) Amount Class(Won)	계 Total		0~4 세		5~9 세		10~14 세	
	진료실인원수 Patients	진료비 Medical Expense	진료실인원수 Patients	진료비 Medical Expense	진료실인원수 Patients	진료비 Medical Expense	진료실인원수 Patients	진료비 MedicalExpense
계 Total	7,332,944	38,692,996,769	550,413	1,244,915,260	250,510	399,638,131	152,226	306,333,357
50,000 이하 Less than	53,089	1,039,022	367	10,424	392	9,969	506	11,460
50,001 ~ 100,000	45,416	3,564,310	2,140	173,049	2,419	199,263	1,709	138,876
100001 ~ 150000	77,204	9,781,521	8,381	1,121,523	6,743	893,089	3,587	462,690
150,001 ~ 200,000	114,645	19,981,202	14,718	2,529,883	11,272	1,947,605	6,714	1,168,700
200,001 ~ 250,000	121,784	27,562,974	11,399	2,588,878	8,768	1,980,851	6,432	1,456,886
250,001 ~ 300,000	163,046	45,023,232	41,264	11,523,506	8,653	2,385,780	6,182	1,699,799
300,001 ~ 350,000	148,852	48,335,783	22,371	7,213,990	8,222	2,665,763	5,139	1,666,708
350,001 ~ 400,000	153,017	57,344,247	28,087	10,516,539	7,890	2,951,508	4,550	1,704,318
400,001 ~ 450,000	153,390	65,170,376	38,551	16,357,354	7,238	3,075,587	4,177	1,777,020
450,001 ~ 500,000	147,065	69,832,366	32,333	15,348,709	7,292	3,464,146	4,283	2,033,067
500,001 ~ 700,000	487,114	291,507,108	72,885	42,774,205	29,420	17,670,419	14,808	8,844,265
700,001 ~ 1,000,000	570,009	480,621,197	71,472	59,911,690	38,656	32,638,497	19,669	16,666,673
1,000,001 ~ 1,500,000	930,706	1,145,175,513	63,694	78,047,617	45,008	55,432,375	26,027	32,014,361
1,500,001 ~ 2,000,000	612,815	1,068,671,057	38,407	66,462,171	25,355	43,784,301	14,202	24,484,557
2,000,001 ~ 2,500,000	598,289	1,341,629,941	24,109	53,811,266	14,132	31,437,006	8,409	18,745,583
2,500,001 ~ 3,000,000	378,836	1,037,233,616	15,812	43,206,339	8,433	23,011,643	5,611	15,347,317
3,000,001 ~ 5,000,000	915,652	3,558,939,095	28,982	110,163,580	13,084	49,111,508	11,930	45,800,277
5,000,001 ~ 7,000,000	429,448	2,529,819,782	10,690	62,933,257	3,253	18,878,964	3,520	20,458,712
7,000,001 ~ 10,000,000	342,630	2,861,708,098	7,550	62,638,410	1,598	13,129,057	1,818	15,094,310
10,000,001 이상 And over	889,937	24,030,056,330	17,201	597,582,869	2,682	94,970,800	2,953	96,757,776

주 : 1) 진료일 기준
2) 연령은 연도말 기준
3) 반올림 관계로 총계와 내용의 합이 다를 수 있음

실인원 및 진료비 현황(입원)

by patient age and annual medical expense (Inpatient)

(단위 : 명, 천원)

Unit : Person, KRW 1,000

15~19 세		20~24 세		25~29 세		30~34 세		35~39 세	
진료실인원수 Patients	진료비 Medical Expense	진료실인원수 Patients	진료비 Medical Expense	진료실인원수 Patients	진료비 Medical Expense	진료실인원수 Patients	진료비 MedicalExpense	진료실인원수 Patients	진료비 MedicalExpense
157,671	395,601,874	201,105	505,119,964	288,367	703,920,318	384,654	1,021,625,422	355,698	1,050,338,711
762	16,932	1,641	32,874	2,935	56,210	3,133	58,791	2,965	56,034
1,454	113,054	2,079	165,660	2,928	234,013	2,896	230,922	2,605	208,426
2,202	277,690	3,271	408,017	5,119	638,134	5,128	638,421	4,904	608,186
4,473	783,409	5,495	964,376	7,996	1,399,747	7,855	1,371,798	6,797	1,186,421
5,128	1,163,776	6,287	1,424,945	8,886	2,010,759	8,655	1,958,674	7,597	1,718,276
5,683	1,560,507	7,049	1,935,639	9,354	2,564,580	9,205	2,527,439	8,198	2,252,827
5,152	1,671,968	6,480	2,104,458	8,534	2,769,846	8,693	2,824,014	8,177	2,658,875
5,050	1,889,914	6,085	2,282,060	7,828	2,932,847	8,323	3,119,468	8,029	3,009,838
4,569	1,941,199	5,339	2,268,380	6,985	2,969,859	7,375	3,137,076	6,875	2,924,410
4,635	2,200,451	5,240	2,489,110	7,215	3,425,061	7,512	3,568,122	7,208	3,424,003
14,770	8,798,209	17,800	10,635,158	24,138	14,490,361	27,572	16,619,211	26,490	15,989,327
16,801	14,148,027	19,161	15,990,289	26,254	21,856,129	28,986	24,130,287	27,853	23,231,886
23,299	28,747,754	28,689	35,494,202	40,241	49,872,934	46,792	58,358,854	43,960	54,709,123
15,096	26,152,889	19,207	33,328,551	28,033	48,722,385	38,824	67,682,854	32,254	56,334,035
9,873	22,059,501	13,677	30,596,034	24,804	56,008,077	50,123	114,115,514	38,824	88,118,606
6,926	18,960,587	9,941	27,224,452	17,255	47,136,663	35,280	96,226,834	30,683	83,854,191
16,901	65,461,271	23,815	92,396,513	34,655	133,998,774	53,750	204,825,625	53,287	204,239,862
6,310	36,929,199	9,280	54,145,578	11,643	67,541,167	15,555	90,299,565	16,814	97,851,572
4,005	33,083,748	5,094	41,997,614	6,145	50,863,814	8,474	70,266,484	9,098	75,227,293
4,582	129,641,788	5,475	149,236,053	7,419	194,428,959	10,523	259,665,470	13,080	332,735,519

Note : 1) Based on the Treatment Month

2) As of the end of the Year

3) Rounding error can exist

제III-11표
Table III-11

연령별 연간진료비 구간별
Number of patients and total medical expense

진료비구간(원) Amount Class(Won)	40~44 세		45~49 세		50~54 세		55~59 세	
	진료실인원수 Patients	진료비 Medical Expense	진료실인원수 Patients	진료비 Medical Expense	진료실인원수 Patients	진료비 Medical Expense	진료실인원수 Patients	진료비 MedicalExpense
계 Total	407,952	1,360,740,573	401,611	1,577,190,549	512,700	2,273,195,985	557,634	2,783,954,726
50,000 이하 Less than	4,113	77,317	4,333	83,351	5,878	112,266	6,620	128,616
50,001 ~ 100,000	3,279	262,371	3,222	254,731	3,831	299,432	3,998	309,068
100001 ~ 150000	6,797	839,550	5,989	740,655	5,951	745,888	5,070	636,543
150,001 ~ 200,000	8,608	1,498,724	7,441	1,296,881	7,859	1,374,474	6,989	1,224,360
200,001 ~ 250,000	9,213	2,086,674	8,450	1,910,015	9,400	2,124,645	8,575	1,940,101
250,001 ~ 300,000	10,065	2,764,797	9,088	2,498,832	10,764	2,966,019	9,856	2,712,308
300,001 ~ 350,000	10,160	3,301,266	9,897	3,215,029	11,578	3,766,947	11,010	3,583,946
350,001 ~ 400,000	9,932	3,722,926	9,229	3,459,429	11,331	4,247,475	10,855	4,067,891
400,001 ~ 450,000	8,955	3,808,260	8,613	3,660,301	10,380	4,412,157	10,169	4,321,296
450,001 ~ 500,000	9,041	4,293,991	8,574	4,072,508	10,104	4,794,694	9,646	4,579,876
500,001 ~ 700,000	32,448	19,525,411	30,418	18,293,220	35,469	21,295,282	34,253	20,572,320
700,001 ~ 1,000,000	35,488	29,756,830	33,512	28,151,804	41,811	35,273,002	42,619	36,109,410
1,000,001 ~ 1,500,000	57,709	71,797,016	56,312	69,989,028	71,342	88,466,369	75,255	92,952,533
1,500,001 ~ 2,000,000	37,216	64,675,822	36,888	64,059,453	47,830	83,156,166	52,128	91,002,441
2,000,001 ~ 2,500,000	28,511	63,983,963	25,842	57,635,377	35,850	79,840,873	42,600	94,909,564
2,500,001 ~ 3,000,000	22,000	60,275,407	18,080	49,519,719	24,321	66,642,955	28,085	76,988,001
3,000,001 ~ 5,000,000	56,148	219,263,851	54,267	213,479,496	68,363	267,496,682	77,230	301,081,326
5,000,001 ~ 7,000,000	23,501	137,205,006	26,993	158,304,559	33,092	194,615,844	35,827	211,051,356
7,000,001 ~ 10,000,000	13,022	108,024,591	15,336	127,366,712	21,795	181,358,665	26,808	223,289,010
10,000,001 이상 And over	21,746	563,576,798	29,127	769,199,448	45,751	1,230,206,151	60,041	1,612,494,761

주 : 1) 진료일 기준
2) 연령은 연도말 기준
3) 반올림 관계로 총계와 내용의 합이 다를 수 있음

실인원 및 진료비 현황(입원) <계속>

by patient age and annual medical expense (Inpatient) <Cont'd>

(단위 : 명, 천원)

Unit : Person, KRW 1,000

60~64 세		65~69 세		70~74 세		75~79 세		80 세이상 andover	
진료실인원수 Patients	진료비 Medical Expense	진료실인원수 Patients	진료비 Medical Expense	진료실인원수 Patients	진료비 Medical Expense	진료실인원수 Patients	진료비 MedicalExpense	진료실인원수 Patients	진료비 MedicalExpense
687,591	3,875,789,319	659,315	4,267,432,745	519,922	3,939,797,002	450,556	3,999,682,382	795,019	8,987,720,450
7,228	141,716	5,375	105,307	3,044	61,492	1,986	39,510	1,811	36,752
4,183	318,521	3,360	255,583	2,054	155,561	1,408	105,487	1,851	140,293
4,871	613,725	3,702	465,540	2,101	263,407	1,452	182,954	1,936	245,507
6,569	1,153,459	4,825	846,946	2,615	458,238	1,797	316,075	2,622	460,106
8,484	1,915,057	6,023	1,360,151	3,170	718,540	2,242	507,830	3,075	696,917
9,823	2,705,396	7,023	1,936,275	4,009	1,104,804	2,916	804,744	3,914	1,079,980
11,134	3,623,859	8,542	2,781,732	5,005	1,631,175	3,589	1,170,951	5,169	1,685,255
11,348	4,253,427	9,013	3,379,390	5,579	2,093,693	3,984	1,497,025	5,904	2,216,499
10,650	4,523,023	8,349	3,548,654	5,311	2,257,492	3,941	1,675,256	5,913	2,513,049
10,318	4,898,176	8,287	3,935,164	5,162	2,451,483	3,982	1,891,740	6,233	2,962,064
37,044	22,225,692	30,220	18,148,683	19,532	11,730,825	15,136	9,074,836	24,711	14,819,683
48,042	40,891,875	40,186	34,278,388	26,793	22,862,688	20,204	17,164,732	32,502	27,558,990
90,108	110,876,890	83,396	101,788,955	63,355	76,663,459	50,378	60,770,425	65,141	79,193,619
62,206	108,917,213	54,547	95,831,982	38,844	68,348,330	28,871	50,656,425	42,907	75,071,480
58,431	130,309,947	63,647	142,251,415	55,542	124,441,494	46,448	104,270,679	57,467	129,095,041
36,055	98,862,038	34,719	95,112,941	26,731	73,299,199	22,645	62,063,860	36,259	99,501,470
96,876	377,301,625	92,833	361,891,126	71,166	277,797,540	60,070	234,513,562	102,295	400,116,478
47,479	280,214,984	47,814	282,699,039	39,059	231,535,671	34,950	207,270,838	63,668	377,884,471
37,975	316,506,364	42,613	356,222,573	38,329	321,380,276	36,139	303,493,672	66,831	561,765,506
88,767	2,365,536,333	104,841	2,760,592,899	102,521	2,720,541,635	108,418	2,942,211,781	264,810	7,210,677,291

Note : 1) Based on the Treatment Month

2) As of the end of the Year

3) Rounding error can exist

제III-12표
Table III-12

연령별 연간진료비 구간별
Number of patients and total medical expense

진료비구간(원) Amount Class(Won)	계 Total		0~4 세		5~9 세		10~14 세	
	진료실인원수 Patients	진료비 Medical Expense	진료실인원수 Patients	진료비 Medical Expense	진료실인원수 Patients	진료비 Medical Expense	진료실인원수 Patients	진료비 MedicalExpense
계 Total	48,706,116	49,005,059,419	1,316,261	992,093,263	1,956,365	1,430,171,325	2,233,460	1,240,486,095
6000 이하 Less than	10,113	19,811	79	91	32	164	67	333
6,001 ~ 8,000	6,213	40,814	60	443	11	69	41	268
8,001 ~ 10,000	13,580	118,733	104	978	29	273	28	246
10,001 ~ 12,000	8,986	98,522	416	4,534	27	300	58	643
12,001 ~ 14,000	27,025	337,902	1,368	18,435	243	3,071	457	5,696
14,001 ~ 16,000	30,208	454,401	744	11,378	427	6,560	915	14,054
16,001 ~ 18,000	387,648	6,699,661	1,174	19,809	4,599	79,321	18,672	322,697
18,001 ~ 20,000	175,448	3,384,336	11,514	220,944	1,819	33,989	3,020	58,100
20,001 ~ 22,000	152,466	3,247,585	2,375	49,559	1,510	32,295	5,829	125,135
22,001 ~ 24,000	70,196	1,637,333	1,297	29,592	603	13,855	1,234	28,717
24,001 ~ 26,000	65,669	1,635,495	3,033	74,511	464	11,520	1,311	32,570
26,001 ~ 28,000	33,995	917,217	1,565	42,076	264	7,128	663	17,952
28,001 ~ 30,000	117,520	3,443,007	691	20,109	1,645	48,403	5,087	149,988
30,001 ~ 35,000	326,388	10,933,228	5,099	166,553	4,269	143,377	16,468	559,234
35,001 ~ 40,000	297,974	11,218,592	7,045	267,187	3,856	144,917	12,546	474,760
40,001 ~ 45,000	216,479	9,192,920	4,918	209,556	2,647	112,078	8,197	347,553
45,001 ~ 50,000	277,486	13,182,694	4,333	206,177	3,394	161,426	11,762	558,887
50,001 ~ 100,000	2,905,376	216,855,003	46,584	3,456,418	45,854	3,486,587	155,840	11,768,744
100,001 ~ 200,000	5,304,733	790,502,807	87,360	13,095,689	135,239	20,750,407	352,663	53,000,426
200,001 ~ 300,000	4,675,047	1,163,854,862	91,389	22,907,163	182,272	45,887,521	330,641	82,292,273
300,001 ~ 500,000	7,648,135	3,023,281,747	212,808	85,767,059	416,755	166,908,782	500,532	196,423,230
500,001 ~ 700,000	5,718,798	3,403,386,953	230,357	138,108,737	375,413	223,769,717	304,195	179,752,199
700,001 이상 And over	20,236,633	40,340,615,796	601,948	727,416,263	774,993	968,569,564	503,234	714,552,390

주 : 1) 진료일 기준
2) 연령은 연도말 기준
3) 반올림 관계로 총계와 내용의 합이 다를 수 있음

실인원 및 진료비 현황(외래)

by patient age and annual medical expense (Outpatient)

(단위 : 명, 천원)

Unit : Person, KRW 1,000

15~19 세		20~24 세		25~29 세		30~34 세		35~39 세	
진료실인원수 Patients	진료비 Medical Expense	진료실인원수 Patients	진료비 Medical Expense	진료실인원수 Patients	진료비 Medical Expense	진료실인원수 Patients	진료비 MedicalExpense	진료실인원수 Patients	진료비 MedicalExpense
2,178,445	1,001,403,516	2,597,343	1,254,761,827	3,270,741	1,860,517,815	3,299,625	2,370,220,792	3,079,196	2,391,607,900
106	490	301	1,199	430	1,187	512	996	600	1,033
110	708	213	1,369	160	1,048	158	1,044	150	987
51	437	192	1,678	431	3,736	604	5,261	550	4,812
110	1,209	301	3,307	379	4,157	340	3,744	314	3,465
925	11,479	1,909	23,686	2,248	27,919	1,993	24,787	1,807	22,468
1,407	21,521	1,948	29,596	2,051	30,940	1,742	26,190	1,586	23,821
31,147	538,695	53,317	922,172	52,272	903,968	40,242	695,730	33,362	576,639
6,718	129,849	17,105	330,608	20,807	402,300	18,140	350,673	15,530	300,046
9,156	196,266	16,899	360,772	18,754	400,376	16,102	343,334	14,385	306,581
2,573	60,149	6,846	160,005	8,143	190,186	7,230	168,916	6,239	145,747
3,024	75,231	6,938	172,993	7,123	177,419	5,976	148,796	5,019	125,066
1,348	36,376	3,511	94,573	3,880	104,596	3,206	86,503	2,723	73,454
8,572	252,260	12,644	370,771	12,247	358,697	9,754	285,551	8,606	252,074
27,695	938,847	40,061	1,349,362	40,421	1,357,657	31,819	1,066,950	26,646	892,523
19,971	754,436	33,127	1,247,394	36,541	1,375,314	30,352	1,142,193	26,253	988,651
13,204	559,955	21,931	930,553	24,351	1,033,077	20,227	857,927	17,885	758,731
19,608	930,673	28,962	1,374,945	32,363	1,536,380	27,604	1,311,256	23,022	1,093,456
228,122	17,105,221	308,100	22,824,727	337,171	25,023,608	281,203	20,904,964	236,667	17,610,258
435,052	64,618,007	481,428	70,870,526	544,492	80,367,669	468,998	69,441,521	410,618	60,963,589
339,819	84,129,635	352,256	87,219,821	417,133	103,466,081	378,278	93,945,887	342,979	85,225,710
434,715	169,442,294	466,898	182,447,626	587,121	230,165,051	568,508	223,613,774	533,722	210,365,921
233,096	137,539,635	267,424	157,989,985	359,753	212,931,490	378,729	224,760,341	368,900	219,056,194
361,916	524,060,144	475,032	726,034,157	762,470	1,200,654,960	1,007,908	1,731,034,452	1,001,633	1,792,816,674

Note : 1) Based on the Treatment Month

2) As of the end of the Year

3) Rounding error can exist

제III-12표
Table III-12

연령별 연간진료비 구간별
Number of patients and total medical expense

진료비구간(원) Amount Class(Won)	40~44 세		45~49 세		50~54 세		55~59 세	
	진료실인원수 Patients	진료비 Medical Expense	진료실인원수 Patients	진료비 Medical Expense	진료실인원수 Patients	진료비 Medical Expense	진료실인원수 Patients	진료비 MedicalExpense
계 Total	3,816,426	3,020,680,722	3,600,924	3,018,315,414	4,202,044	3,950,089,686	3,952,455	4,158,050,239
6000 이하 Lessthan	1,162	1,331	1,152	1,481	1,312	1,672	1,140	1,795
6,001 ~ 8,000	458	3,036	439	2,891	544	3,597	392	2,594
8,001 ~ 10,000	2,936	25,574	2,233	19,460	2,434	21,259	1,324	11,571
10,001 ~ 12,000	1,281	13,964	1,029	11,243	1,229	13,483	905	9,965
12,001 ~ 14,000	2,682	33,388	2,614	32,517	2,641	32,895	2,068	25,761
14,001 ~ 16,000	2,427	36,373	2,538	38,005	3,079	46,077	2,925	43,835
16,001 ~ 18,000	37,928	655,507	32,981	569,988	29,890	516,427	21,112	364,658
18,001 ~ 20,000	17,843	344,603	16,250	313,854	15,989	308,401	12,321	237,677
20,001 ~ 22,000	16,955	361,204	14,958	318,252	13,946	296,253	9,387	199,155
22,001 ~ 24,000	7,938	185,398	7,039	164,273	6,882	160,554	4,936	115,148
24,001 ~ 26,000	6,717	167,813	6,065	151,382	6,002	149,854	4,523	112,715
26,001 ~ 28,000	3,370	90,945	3,177	85,750	3,236	87,328	2,488	67,123
28,001 ~ 30,000	11,077	324,215	10,548	308,869	11,031	322,899	9,044	264,688
30,001 ~ 35,000	30,768	1,028,721	26,976	900,738	25,813	859,989	19,017	632,534
35,001 ~ 40,000	30,230	1,138,934	26,348	991,500	24,486	920,895	18,107	680,462
40,001 ~ 45,000	22,085	936,814	19,953	847,301	19,667	836,280	14,935	635,662
45,001 ~ 50,000	28,389	1,348,961	24,660	1,171,283	24,271	1,153,142	18,189	863,975
50,001 ~ 100,000	278,731	20,731,543	243,844	18,141,204	238,616	17,812,931	184,016	13,790,314
100,001 ~ 200,000	484,051	71,954,296	426,767	63,494,413	433,116	64,606,701	356,281	53,394,229
200,001 ~ 300,000	413,008	102,742,326	371,782	92,574,719	393,325	98,030,135	339,650	84,756,690
300,001 ~ 500,000	655,620	258,696,245	605,898	239,390,563	668,494	264,745,506	602,390	239,108,503
500,001 ~ 700,000	469,795	279,260,128	445,585	265,021,125	520,610	310,159,729	489,524	291,875,536
700,001 이상 Andover	1,290,975	2,280,599,404	1,308,088	2,333,764,603	1,755,431	3,189,003,678	1,837,781	3,470,855,648

주 : 1) 진료일 기준
2) 연령은 연도말 기준
3) 반올림 관계로 총계와 내용의 합이 다를 수 있음

실인원 및 진료비 현황(외래) <계속>

by patient age and annual medical expense (Outpatient) <Cont'd>

(단위 : 명, 천원)

Unit : Person, KRW 1,000

60~64 세		65~69 세		70~74 세		75~79 세		80 세이상 andover	
진료실인원수 Patients	진료비 Medical Expense	진료실인원수 Patients	진료비 Medical Expense	진료실인원수 Patients	진료비 Medical Expense	진료실인원수 Patients	진료비 MedicalExpense	진료실인원수 Patients	진료비 MedicalExpense
4,009,088	5,063,811,649	3,246,683	5,750,036,831	2,147,051	4,246,848,296	1,597,752	3,410,063,480	2,202,257	3,845,900,569
834	1,598	538	1,310	314	816	292	692	1,242	3,625
379	2,500	232	1,529	233	1,526	326	2,157	2,307	15,047
1,176	10,281	513	4,478	294	2,574	151	1,339	530	4,775
872	9,625	447	4,945	262	2,886	199	2,194	817	8,856
1,669	20,809	1,014	12,667	586	7,308	503	6,269	2,298	28,746
2,475	37,128	1,683	25,220	919	13,801	775	11,640	2,567	38,263
14,397	248,593	7,035	121,452	3,095	53,404	1,903	32,824	4,522	77,775
8,274	159,430	4,208	81,019	1,921	36,932	1,203	23,026	2,786	52,886
5,779	122,439	2,624	55,513	1,171	24,755	724	15,286	1,912	40,410
3,655	85,209	1,904	44,315	1,001	23,276	694	16,121	1,982	45,873
3,327	82,961	2,068	51,429	1,021	25,373	688	17,080	2,370	58,781
1,839	49,641	820	22,168	426	11,539	333	9,018	1,146	31,045
7,049	206,183	3,713	108,679	1,725	50,446	1,170	34,163	2,917	85,014
13,627	452,411	6,716	222,979	3,165	104,980	2,138	70,685	5,690	185,688
12,891	483,871	6,172	231,692	2,762	103,690	1,942	72,862	5,345	199,836
10,573	450,190	5,486	233,813	2,460	104,713	1,855	78,934	6,105	259,783
12,932	614,967	6,838	325,781	3,085	147,027	2,156	102,733	5,918	281,625
135,724	10,213,277	69,557	5,253,852	33,309	2,526,446	22,612	1,715,087	59,426	4,489,821
282,019	42,465,954	152,533	23,052,080	77,705	11,803,759	53,324	8,088,863	123,087	18,534,679
287,406	71,843,823	163,358	40,878,896	88,364	22,149,955	61,026	15,277,559	122,361	30,526,668
537,858	214,083,977	320,883	128,061,938	184,027	73,655,658	127,179	50,902,873	224,727	89,502,747
468,754	280,060,310	296,452	177,420,348	181,271	108,674,063	126,876	76,080,405	202,064	120,927,008
2,195,579	4,442,106,471	2,191,889	5,373,820,727	1,557,935	4,027,323,371	1,189,683	3,257,501,672	1,420,138	3,580,501,619

Note : 1) Based on the Treatment Month

2) As of the end of the Year

3) Rounding error can exist

제III-13표
Table III-13

연령별 연간진료비 구간별
Number of patients and total medical expense

진료비구간(원) Amount Class(Won)	계 Total		0~4 세		5~9 세		10~14 세	
	진료실인원수 Patients	진료비 Medical Expense	진료실인원수 Patients	진료비 Medical Expense	진료실인원수 Patients	진료비 Medical Expense	진료실인원수 Patients	진료비 MedicalExpense
계 Total	46,916,852	23,104,820,782	1,280,698	536,420,906	1,934,829	619,286,455	2,178,090	376,114,407
2,000 이하 Lessthan	334	259	6	4	-	-	3	1
2,001 ~ 2,500	94	215	-	-	-	-	-	-
2,501 ~ 2,700	36	94	-	-	-	-	-	-
2,701 ~ 3,000	49	140	-	-	-	-	-	-
3,001 ~ 3,500	99	322	3	10	-	-	-	-
3,501 ~ 4,000	74	279	1	4	-	-	-	-
4,001 ~ 5,000	435	2,025	-	-	1	5	4	19
5,001 ~ 6,000	6,979	40,156	1	6	52	301	210	1,210
6,001 ~ 7,000	40,893	271,266	1,990	13,277	562	3,752	1,953	13,014
7,001 ~ 8,000	97,758	736,902	7,475	56,766	1,590	12,009	5,255	39,699
8,001 ~ 9,000	182,518	1,560,759	9,133	77,149	2,372	20,258	8,242	70,289
9,001 ~ 10,000	219,757	2,091,392	6,351	60,172	2,939	27,938	9,505	90,339
10,001 ~ 12,500	643,843	7,261,502	7,078	78,222	7,497	84,290	24,229	272,453
12,501 ~ 15,000	566,543	7,775,923	5,126	70,950	6,564	90,145	20,673	283,875
15,001 ~ 20,000	967,076	16,873,712	18,089	314,460	11,869	207,825	38,474	675,384
20,001 ~ 30,000	1,892,586	47,355,171	24,756	620,617	27,793	699,370	92,937	2,343,546
30,001 ~ 50,000	3,510,774	139,701,279	41,724	1,657,230	66,102	2,665,686	210,966	8,485,211
50,001 ~ 100,000	6,921,415	508,467,817	84,632	6,271,859	207,205	15,724,618	538,195	40,097,630
100,000 ~ 200,000	8,028,429	1,155,742,767	149,868	22,433,977	446,734	66,671,122	691,572	99,082,554
200,001 ~ 300,000	4,281,404	1,052,800,743	153,718	38,498,761	359,914	89,064,260	285,799	69,315,173
300,001 ~ 400,000	2,934,868	1,020,816,894	157,903	55,251,775	255,139	88,549,444	117,119	40,180,943
400,001 ~ 500,000	2,347,865	1,052,730,876	151,421	68,037,067	176,615	78,936,990	52,152	23,152,990
500,001 ~ 1,000,000	7,338,573	5,268,164,429	410,376	282,273,678	317,504	212,932,102	60,481	39,971,571
1,000,001 Andover	6,934,450	12,822,425,862	51,047	60,704,921	44,377	63,596,340	20,321	52,038,507

주 : 1) 진료일 기준
2) 연령은 연도말 기준
3) 반올림 관계로 총계와 내용의 합이 다를 수 있음

실인원 및 진료비 현황(약국 소계)

by patient age and annual medical expense(Pharmacy)

(단위 : 명, 천원)
Unit : Person, KRW 1,000

15~19 세		20~24 세		25~29 세		30~34 세		35~39 세	
진료실인원수 Patients	진료비 Medical Expense	진료실인원수 Patients	진료비 Medical Expense	진료실인원수 Patients	진료비 Medical Expense	진료실인원수 Patients	진료비 MedicalExpense	진료실인원수 Patients	진료비 MedicalExpense
2,105,241	308,690,075	2,419,547	316,699,355	3,067,759	442,183,852	3,109,963	535,403,286	2,927,739	637,071,180
2	-	2	-	13	8	23	19	30	25
-	-	-	-	2	5	9	21	8	18
-	-	-	-	-	-	4	11	5	13
-	-	-	-	-	-	1	3	7	20
-	-	-	-	1	3	8	26	10	33
-	-	-	-	-	-	9	33	11	41
4	19	7	33	10	47	34	157	34	157
242	1,400	646	3,762	718	4,163	667	3,860	487	2,806
1,845	12,278	3,965	26,341	4,654	30,958	4,149	27,568	3,031	20,140
4,780	36,101	8,764	66,162	10,384	78,369	9,125	68,834	6,953	52,434
10,154	86,806	17,989	153,914	20,873	178,585	18,139	155,086	13,661	116,965
12,826	122,017	23,469	223,453	27,866	265,309	23,504	223,813	17,860	170,082
35,718	402,786	71,781	811,383	84,058	948,874	71,489	807,107	55,465	626,389
32,490	445,745	66,716	915,994	78,187	1,073,671	66,600	914,516	51,750	710,484
55,352	966,913	108,429	1,887,958	126,753	2,207,516	110,613	1,927,238	86,747	1,512,613
122,138	3,067,526	207,776	5,197,349	246,776	6,178,154	215,193	5,388,458	166,186	4,161,306
255,092	10,206,439	370,524	14,699,957	445,457	17,688,928	395,730	15,728,257	311,043	12,374,313
564,374	41,631,803	637,358	46,234,901	785,962	57,148,951	739,190	53,994,096	613,012	45,062,972
611,179	86,637,191	540,231	75,756,076	698,980	98,452,841	746,110	106,113,351	708,838	101,799,375
216,295	52,232,519	174,948	42,276,444	245,950	59,586,002	305,267	74,262,081	335,448	81,912,474
81,308	27,849,679	70,460	24,195,473	106,894	36,778,400	143,242	49,357,251	176,587	60,947,889
35,679	15,837,903	35,285	15,705,072	56,096	24,977,258	78,957	35,184,460	105,116	46,898,075
45,972	30,909,699	55,756	37,963,641	89,785	60,922,858	129,631	88,152,197	194,735	133,610,657
19,791	38,243,254	25,441	50,581,442	38,340	75,662,953	52,269	103,094,842	80,715	147,091,899

Note : 1) Based on the Treatment Month
2) As of the end of the Year
3) Rounding error can exist

제III-13표
Table III-13

연령별 연간진료비 구간별
Number of patients and total medical expense

진료비구간(원) Amount Class(Won)	40~44 세		45~49 세		50~54 세		55~59 세	
	진료실인원수 Patients	진료비 Medical Expense	진료실인원수 Patients	진료비 Medical Expense	진료실인원수 Patients	진료비 Medical Expense	진료실인원수 Patients	진료비 MedicalExpense
계 Total	3,634,567	982,457,481	3,429,791	1,178,788,941	4,025,902	1,752,127,337	3,820,857	2,140,548,992
2,000 이하 Lessthan	36	20	41	41	56	45	53	41
2,001 ~ 2,500	15	35	10	23	15	34	13	30
2,501 ~ 2,700	4	10	5	13	6	16	2	5
2,701 ~ 3,000	6	17	8	23	7	20	9	26
3,001 ~ 3,500	12	39	10	32	14	46	8	26
3,501 ~ 4,000	7	26	9	34	9	33	13	50
4,001 ~ 5,000	42	196	48	224	59	276	71	332
5,001 ~ 6,000	676	3,888	634	3,646	741	4,243	640	3,655
6,001 ~ 7,000	3,663	24,278	3,531	23,360	3,783	25,010	2,883	19,063
7,001 ~ 8,000	8,117	61,223	7,614	57,403	8,357	62,949	6,522	49,139
8,001 ~ 9,000	16,437	140,657	15,485	132,530	16,629	142,265	13,020	111,463
9,001 ~ 10,000	20,415	194,388	19,034	181,160	19,422	184,790	14,829	141,093
10,001 ~ 12,500	63,177	713,420	57,095	644,568	57,346	647,254	42,617	481,044
12,501 ~ 15,000	58,764	806,705	50,891	698,026	48,675	667,563	34,211	468,987
15,001 ~ 20,000	98,631	1,720,023	86,713	1,513,699	82,844	1,446,531	59,121	1,032,689
20,001 ~ 30,000	189,916	4,752,742	164,816	4,116,849	159,120	3,971,022	114,629	2,857,142
30,001 ~ 50,000	352,461	14,020,153	296,329	11,773,457	281,285	11,174,506	199,759	7,932,826
50,001 ~ 100,000	695,605	51,116,189	566,536	41,576,961	537,251	39,432,133	382,071	28,092,216
100,000 ~ 200,000	808,204	116,241,969	652,707	94,050,635	650,468	94,320,145	491,367	71,605,393
200,001 ~ 300,000	401,391	98,294,433	355,752	87,506,781	400,826	99,054,657	342,678	85,100,191
300,001 ~ 400,000	236,525	81,970,935	242,814	84,447,101	314,142	109,508,445	304,294	106,343,012
400,001 ~ 500,000	161,181	72,042,877	186,723	83,614,961	263,004	117,928,339	280,947	126,146,715
500,001 ~ 1,000,000	354,080	246,505,200	477,406	335,688,804	756,309	536,115,180	920,815	659,455,435
1,000,001 Andover	165,202	293,848,058	245,580	432,758,611	425,534	737,441,835	610,285	1,050,708,419

주 : 1) 진료일 기준
2) 연령은 연도말 기준
3) 반올림 관계로 총계와 내용의 합이 다를 수 있음

실인원 및 진료비 현황(약국 소계) <계속>

by patient age and annual medical expense(Pharmacy) <Cont'd>

(단위 : 명, 천원)

Unit : Person, KRW 1,000

60~64 세		65~69 세		70~74 세		75~79 세		80 세이상 andover	
진료실인원수 Patients	진료비 Medical Expense	진료실인원수 Patients	진료비 Medical Expense	진료실인원수 Patients	진료비 Medical Expense	진료실인원수 Patients	진료비 MedicalExpense	진료실인원수 Patients	진료비 MedicalExpense
3,915,856	2,825,403,055	3,196,507	2,965,880,005	2,120,763	2,427,550,579	1,573,087	2,033,025,762	2,175,656	3,027,169,113
33	27	19	21	8	6	1	-	8	1
10	23	7	15	3	7	1	2	1	2
4	10	3	8	2	5	-	-	1	3
2	6	6	17	2	6	1	3	-	-
11	35	9	30	2	7	4	13	7	22
5	19	6	23	1	4	2	7	1	4
57	268	24	111	16	73	10	45	14	63
461	2,637	260	1,484	123	703	125	713	296	1,680
2,130	14,039	1,249	8,235	546	3,605	436	2,877	523	3,471
4,933	37,115	2,761	20,720	1,375	10,293	1,264	9,407	2,489	18,280
9,157	78,372	4,800	41,152	2,345	20,118	1,733	14,883	2,349	20,266
10,105	96,153	5,306	50,480	2,475	23,558	1,802	17,150	2,049	19,499
29,069	327,998	14,695	165,653	6,950	78,063	5,386	60,166	10,193	111,833
23,051	316,087	10,947	150,044	4,707	64,471	3,266	44,764	3,925	53,897
40,422	706,844	20,312	355,716	9,004	157,843	6,109	107,177	7,594	133,284
78,239	1,949,866	39,629	988,685	17,338	431,741	11,916	296,620	13,428	334,178
139,634	5,547,260	71,717	2,852,595	31,046	1,235,603	20,128	797,237	21,777	861,621
274,715	20,252,238	147,476	10,900,283	64,448	4,770,125	39,995	2,948,902	43,390	3,211,939
382,212	56,060,920	220,014	32,446,613	99,899	14,780,177	60,051	8,881,287	69,995	10,409,139
298,676	74,406,781	188,171	47,008,614	91,730	22,969,735	55,586	13,935,056	69,255	17,376,781
290,558	101,753,012	197,838	69,390,060	101,297	35,564,377	61,658	21,663,776	77,090	27,065,323
288,225	129,592,702	208,609	93,927,207	113,103	50,987,931	69,593	31,374,584	85,159	38,385,745
1,105,121	801,210,756	947,503	697,446,070	593,375	442,628,794	392,924	295,158,099	486,800	367,219,686
939,026	1,633,049,888	1,115,146	2,010,126,167	980,968	1,853,823,334	841,096	1,657,712,995	1,279,312	2,561,942,398

Note : 1) Based on the Treatment Month

2) As of the end of the Year

3) Rounding error can exist

제2장

HIRA Service benefits

건강보험심사평가원 진료현황

제III-14표
Table III-14

연도별
Current status

구 분 Division		청 구 건 수 Claims	입 내 원 일 수 Visits	진 료 비 Medical	
				계 Total	
총 계 Total		2013	1,337,025,656	1,446,933,717	50,882,953,983
		2014	1,365,150,762	1,480,873,079	54,800,592,634
		2015	1,353,806,802	1,474,067,329	58,715,764,806
		2016	1,408,562,415	1,533,451,213	65,084,006,839
		2017	1,406,261,418	1,532,842,517	70,604,567,921
		2018	1,435,285,331	1,563,809,585	77,816,770,982
		2019	1,454,150,614	1,582,924,782	86,027,711,337
		2020	1,240,712,343	1,362,542,266	86,643,100,619
		2021	1,275,679,460	1,397,491,671	95,480,214,267
		2022	1,455,405,154	1,574,265,228	105,897,205,248
		2023	1,508,275,531	1,624,945,697	110,866,076,326
의료기관 및 보건기관 Medical institution and Community health agency	소 계 Sub-total	2013	854,565,870	964,473,931	38,940,824,887
		2014	873,854,173	989,576,490	42,209,857,389
		2015	868,763,716	989,024,244	45,565,242,148
		2016	901,781,882	1,026,670,680	50,662,109,703
		2017	903,298,524	1,029,879,623	55,280,641,643
		2018	920,765,355	1,049,289,609	61,272,180,871
		2019	939,596,296	1,068,370,464	68,268,451,254
		2020	815,054,406	936,884,328	68,942,701,574
		2021	848,885,166	970,697,377	76,484,903,368
		2022	955,448,619	1,074,308,693	84,547,322,979
		2023	967,869,014	1,084,539,180	87,760,512,606
	입 원 Inpatient	2013	12,541,330	122,562,160	17,674,226,391
		2014	13,261,852	129,168,848	19,157,125,173
		2015	13,884,802	134,421,469	21,137,727,676
		2016	15,619,821	140,975,021	23,732,829,078
		2017	15,779,948	143,243,221	25,905,365,192
		2018	16,274,912	145,923,296	28,812,031,727
		2019	16,683,500	146,400,158	32,073,225,130
		2020	15,650,921	138,533,691	32,845,364,114
		2021	16,602,401	139,663,883	35,400,375,079
		2022	17,676,339	138,115,640	36,642,907,847
		2023	17,281,809	135,373,590	38,742,063,423
	외 래 Outpatient	2013	842,024,540	841,911,771	21,266,598,496
		2014	860,592,321	860,407,642	23,052,732,216
		2015	854,878,914	854,602,775	24,427,514,472
		2016	886,162,061	885,695,659	26,929,280,625
		2017	887,518,576	886,636,402	29,375,276,450
		2018	904,490,443	903,366,313	32,460,149,144
		2019	922,912,796	921,970,306	36,195,226,124
		2020	799,403,485	798,350,637	36,097,337,461
		2021	832,282,765	831,033,494	41,084,528,289
		2022	937,772,280	936,193,053	47,904,415,132
		2023	950,587,205	949,165,590	49,018,449,183
약 국 Pharmacy	2013	482,459,786	482,459,786	11,942,129,095	
	2014	491,296,589	491,296,589	12,590,735,245	
	2015	485,043,086	485,043,085	13,150,522,658	
	2016	506,780,533	506,780,533	14,421,897,136	
	2017	502,962,894	502,962,894	15,323,926,278	
	2018	514,519,976	514,519,976	16,544,590,111	
	2019	514,554,318	514,554,318	17,759,260,084	
	2020	425,657,937	425,657,938	17,700,399,044	
	2021	426,794,294	426,794,294	18,995,310,899	
	2022	499,956,535	499,956,535	21,349,882,269	
	2023	540,406,517	540,406,517	23,105,563,720	

주: 진료일 기준

진료 현황

of annual benefit cost

(단위 : 건, 일, 원)
Unit : Claim, Day, KRW

(천 원) Expenses(KRW 1,000)		건당 입내원일수 Visits per Claim	건당 진료비 Medical Expenses perclaim	입내원일당진료비 Medical Expenses per visit
급 여 비 Benefit	본 인 부 담 Co-payment			
38,119,867,022	12,763,086,961	1.08	38,057	35,166
41,147,630,335	13,652,962,299	1.08	40,143	37,006
43,985,113,097	14,730,651,709	1.09	43,371	39,832
48,670,830,710	16,413,176,130	1.09	46,206	42,443
52,873,936,744	17,730,631,177	1.09	50,207	46,061
58,696,340,115	19,120,430,867	1.09	54,217	49,761
64,841,028,485	21,186,682,852	1.09	59,160	54,347
65,245,157,894	21,397,942,725	1.10	69,833	63,589
71,598,728,361	23,881,485,906	1.10	74,847	68,323
79,554,633,547	26,342,571,701	1.08	72,761	67,268
83,169,146,645	27,696,929,681	1.08	73,505	68,228
29,474,953,631	9,465,871,256	1.13	45,568	40,375
32,027,824,198	10,182,033,191	1.13	48,303	42,654
34,470,903,687	11,094,338,461	1.14	52,448	46,071
38,236,733,794	12,425,375,909	1.14	56,180	49,346
41,784,935,461	13,495,706,181	1.14	61,199	53,677
46,696,733,248	14,575,447,623	1.14	66,545	58,394
51,968,286,115	16,300,165,139	1.14	72,657	63,900
52,404,628,615	16,538,072,959	1.15	84,587	73,587
57,806,375,967	18,678,527,401	1.14	90,100	78,794
64,013,523,870	20,533,799,109	1.12	88,490	78,699
66,367,481,730	21,393,030,876	1.12	90,674	80,920
14,455,212,193	3,219,014,198	9.77	1,409,278	144,206
15,692,301,219	3,464,823,954	9.74	1,444,529	148,311
17,298,675,530	3,839,052,146	9.68	1,522,364	157,250
19,414,249,586	4,318,579,492	9.03	1,519,405	168,348
21,180,600,971	4,724,764,221	9.08	1,641,664	180,849
23,564,587,371	5,247,444,356	8.97	1,770,334	197,446
26,147,459,564	5,925,765,566	8.78	1,922,452	219,079
26,665,519,494	6,179,844,620	8.85	2,098,622	237,093
28,741,960,886	6,658,414,193	8.41	2,132,244	253,468
29,821,208,984	6,821,698,863	7.81	2,072,992	265,306
31,425,032,305	7,317,031,118	7.83	2,241,783	286,186
15,019,741,438	6,246,857,058	1.00	25,257	25,260
16,335,522,978	6,717,209,237	1.00	26,787	26,793
17,172,228,157	7,255,286,316	1.00	28,574	28,583
18,822,484,208	8,106,796,417	1.00	30,389	30,405
20,604,334,490	8,770,941,961	1.00	33,098	33,131
23,132,145,877	9,328,003,267	1.00	35,888	35,932
25,820,826,551	10,374,399,573	1.00	39,218	39,259
25,739,109,121	10,358,228,340	1.00	45,155	45,215
29,064,415,081	12,020,113,208	1.00	49,364	49,438
34,192,314,886	13,712,100,246	1.00	51,083	51,169
34,942,449,425	14,075,999,758	1.00	51,566	51,644
8,644,913,390	3,297,215,705	1.00	24,753	24,753
9,119,806,137	3,470,929,107	1.00	25,628	25,628
9,514,209,410	3,636,313,247	1.00	27,112	27,112
10,434,096,916	3,987,800,221	1.00	28,458	28,458
11,089,001,283	4,234,924,996	1.00	30,467	30,467
11,999,606,867	4,544,983,244	1.00	32,155	32,155
12,872,742,370	4,886,517,714	1.00	34,514	34,514
12,840,529,279	4,859,869,765	1.00	41,584	41,584
13,792,352,394	5,202,958,505	1.00	44,507	44,507
15,541,109,678	5,808,772,591	1.00	42,703	42,703
16,801,664,916	6,303,898,804	1.00	42,756	42,756

Note : Based on the date of service provided

제III-15표
Table III-15

요양기관종별
Current status of benefit cost by

구 분 Division				청 구 건 수 Claims	일 수 Number of Days		원외처방횟수 Prescription times	원외처방일수 Prescription days
					입 내 원 Visit	요 양 급 여 Reimbursed		
총 계 Total				1,508,275,531	1,624,945,697	11,586,129,077	-	-
의료기관 및 보건기관 Medical institution and Community health agency	소 계 Subtotal	소계 Subtotal	967,869,014	1,084,539,180	1,699,395,499	548,234,547	9,958,903,769	
		입원 Inpatient	17,281,809	135,373,590	217,211,914	369,236	4,881,210	
		외래 Outpatient	950,587,205	949,165,590	1,482,183,585	547,865,311	9,954,022,559	
	상 급 중 합 병 원 Tertiary hospital	소계 Subtotal	49,127,514	62,149,164	149,396,343	18,545,201	1,444,483,966	
		입원 Inpatient	3,243,699	16,475,416	43,581,460	55,594	1,504,348	
		외래 Outpatient	45,883,815	45,673,748	105,814,883	18,489,607	1,442,979,618	
	중 합 병 원 General hospital	소계 Subtotal	75,890,983	97,863,621	234,514,350	36,531,164	1,721,771,962	
		입원 Inpatient	4,789,182	26,947,122	56,487,249	107,010	1,356,043	
		외래 Outpatient	71,101,801	70,916,499	178,027,101	36,424,154	1,720,415,919	
	병 원 Hospital	소계 Subtotal	64,642,985	84,205,302	116,662,595	38,609,780	666,804,226	
		입원 Inpatient	3,194,753	22,805,774	43,099,160	78,478	878,181	
		외래 Outpatient	61,448,232	61,399,528	73,563,435	38,531,302	665,926,045	
	요 양 병 원 Healthcare Institute	소계 Subtotal	5,974,990	55,816,052	61,209,246	906,664	24,721,347	
		입원 Inpatient	3,524,143	53,366,497	54,434,054	2,804	44,692	
		외래 Outpatient	2,450,847	2,449,555	6,775,192	903,860	24,676,655	
	정 신 병 원 Psychiatric hospital	소계 Subtotal	1,858,248	7,491,656	37,481,901	290,107	7,799,380	
		입원 Inpatient	291,266	5,926,063	6,658,776	1,727	32,447	
		외래 Outpatient	1,566,982	1,565,593	30,823,125	288,380	7,766,933	
	의 원 Clinic	소계 Subtotal	589,027,808	592,733,253	857,573,343	435,849,500	5,958,446,050	
		입원 Inpatient	1,600,513	5,463,351	8,214,789	111,110	871,609	
		외래 Outpatient	587,427,295	587,269,902	849,358,554	435,738,390	5,957,574,441	
	치 과 병 원 Dental hospital	소계 Subtotal	4,569,894	4,541,395	4,589,536	914,308	5,300,267	
		입원 Inpatient	6,927	23,755	62,062	839	7,182	
		외래 Outpatient	4,562,967	4,517,640	4,527,474	913,469	5,293,085	
	치 과 의 원 Dental clinic	소계 Subtotal	77,886,891	77,143,037	77,193,770	15,029,254	55,589,812	
		입원 Inpatient	209	200	732	70	397	
		외래 Outpatient	77,886,682	77,142,837	77,193,038	15,029,184	55,589,415	
	조 산 원 Midwifery clinic	소계 Subtotal	174	413	414	-	-	
		입원 Inpatient	174	413	414	-	-	
		외래 Outpatient	-	-	-	-	-	
	보 건 의 료 원 Hospitalized healthcenter	소계 Subtotal	489,296	497,402	1,623,786	314,521	9,564,459	
		입원 Inpatient	752	8,869	11,812	75	1,236	
		외래 Outpatient	488,544	488,533	1,611,974	314,446	9,563,223	
	보 건 소 Health center	소계 Subtotal	1,708,648	1,708,648	2,163,652	833,608	47,963,136	
		입원 Inpatient	-	-	-	-	-	
		외래 Outpatient	1,708,648	1,708,648	2,163,652	833,608	47,963,136	
	보 건 지 소 Health subcenter	소계 Subtotal	1,488,226	1,488,226	27,616,800	253,761	13,750,740	
		입원 Inpatient	-	-	-	-	-	
		외래 Outpatient	1,488,226	1,488,226	27,616,800	253,761	13,750,740	
	보 건 진 료 소 Primary health carepost	소계 Subtotal	2,556,551	2,556,883	23,380,973	-	-	
		입원 Inpatient	-	-	-	-	-	
		외래 Outpatient	2,556,551	2,556,883	23,380,973	-	-	
	한 방 병 원 Korean medicine hospital	소계 Subtotal	4,458,256	7,933,378	9,278,213	156,676	2,708,394	
		입원 Inpatient	605,249	4,080,985	4,384,411	11,529	185,075	
		외래 Outpatient	3,853,007	3,852,393	4,893,802	145,147	2,523,319	
	한 의 원 Korean medicine clinic	소계 Subtotal	88,188,550	88,410,750	96,710,577	3	30	
		입원 Inpatient	24,942	275,145	276,995	-	-	
		외래 Outpatient	88,163,608	88,135,605	96,433,582	3	30	
약 국 Pharmacy	소계 Subtotal	540,406,517	540,406,517	9,886,733,578	-	-		
	처방 Prescription	539,169,196	539,169,196	9,883,146,569	-	-		
	직접 Without prescription	1,237,321	1,237,321	3,587,009	-	-		

주 : 1) 진료일 기준
2) 「의료법」 제 3 조제 2 항제 3 호 개정(2021.3.5. 시행)에 따라 요양기관 종별 구분으로 정신병원 신설

진료 현황(계)

the type of institution (Total)

(단위 : 건, 일, 회, 원)
Unit : Claim, Day, Time, KRW

진 료 비 (천 원) Medical Expenses (KRW 1,000)		원 외 처방률 Prescription rate (%)	원외처방 횟수당 처방일수 Prescription days per prescription time	건 당 입내원일수 Visits per Claim	건 당 진료비 Medical Expenses perclaim	건 당 금 여 비 Benefit per claim	일 당 진 료 비 Medical Expenses per day	
계 Total	금 여 비 Benefit						입 내 원 Visit	요 양 금 여 Reimbursed
110,866,076,326	83,169,146,645	-	-	1.08	73,505	55,142	68,228	9,569
87,760,512,606	66,367,481,730	-	18.17	1.12	90,674	68,571	80,920	51,642
38,742,063,423	31,425,032,305	-	13.22	7.83	2,241,783	1,818,388	286,186	178,361
49,018,449,183	34,942,449,425	57.72	18.17	1.00	51,566	36,759	51,644	33,072
20,140,472,668	15,934,771,948	-	77.89	1.27	409,963	324,355	324,067	134,812
12,714,571,592	10,746,749,041	-	27.06	5.08	3,919,775	3,313,115	771,730	291,743
7,425,901,076	5,188,022,907	40.48	78.04	1.00	161,841	113,069	162,586	70,178
18,246,829,028	13,709,484,906	-	47.13	1.29	240,435	180,647	186,452	77,807
11,908,886,094	9,669,992,960	-	12.67	5.63	2,486,622	2,019,132	441,935	210,824
6,337,942,934	4,039,491,946	51.36	47.23	1.00	89,139	56,813	89,372	35,601
9,131,533,661	6,677,269,693	-	17.27	1.30	141,261	103,295	108,444	78,273
5,879,177,180	4,571,721,989	-	11.19	7.14	1,840,260	1,431,010	257,793	136,410
3,252,356,481	2,105,547,704	62.76	17.28	1.00	52,928	34,265	52,970	44,212
5,529,800,721	4,301,730,906	-	27.27	9.34	925,491	719,956	99,072	90,343
5,390,998,805	4,188,324,404	-	15.94	15.14	1,529,733	1,188,466	101,018	99,037
138,801,915	113,406,501	36.90	27.30	1.00	56,634	46,272	56,664	20,487
706,370,928	548,929,259	-	26.88	4.03	380,127	295,402	94,288	18,846
592,062,827	465,060,395	-	18.79	20.35	2,032,722	1,596,686	99,908	88,915
114,308,101	83,868,865	18.42	26.93	1.00	72,948	53,523	73,013	3,709
24,617,754,756	18,424,152,926	-	13.67	1.01	41,794	31,279	41,533	28,706
1,665,501,283	1,343,135,843	-	7.84	3.41	1,040,605	839,191	304,850	202,744
22,952,253,473	17,081,017,083	74.20	13.67	1.00	39,073	29,078	39,083	27,023
350,590,785	223,556,792	-	5.80	0.99	76,717	48,919	77,199	76,389
11,851,449	9,406,384	-	8.56	3.43	1,710,907	1,357,930	498,903	190,961
338,739,336	214,150,408	20.22	5.79	0.99	74,237	46,932	74,981	74,819
5,443,941,054	3,859,850,426	-	3.70	0.99	69,895	49,557	70,569	70,523
45,879	36,688	-	5.67	0.96	219,518	175,541	229,397	62,677
5,443,895,175	3,859,813,738	19.48	3.70	0.99	69,895	49,557	70,569	70,523
281,682	278,455	-	-	2.37	1,618,860	1,600,318	682,038	680,390
281,682	278,455	-	-	2.37	1,618,860	1,600,318	682,038	680,390
-	-	-	-	-	-	-	-	-
17,423,097	13,009,228	-	30.41	1.02	35,609	26,588	35,028	10,730
829,873	667,958	-	16.48	11.79	1,103,554	888,241	93,570	70,257
16,593,224	12,341,270	64.37	30.41	1.00	33,965	25,261	33,965	10,294
10,098,903	8,514,693	-	57.54	1.00	5,910	4,983	5,910	4,668
-	-	-	-	-	-	-	-	-
10,098,903	8,514,693	48.79	57.54	1.00	5,910	4,983	5,910	4,668
54,520,869	39,218,827	-	54.19	1.00	36,635	26,353	36,635	1,974
-	-	-	-	-	-	-	-	-
54,520,869	39,218,827	17.05	54.19	1.00	36,635	26,353	36,635	1,974
45,988,029	36,372,850	-	-	1.00	17,988	14,227	17,986	1,967
-	-	-	-	-	-	-	-	-
45,988,029	36,372,850	-	-	1.00	17,988	14,227	17,986	1,967
691,956,890	495,481,839	-	17.29	1.78	155,208	111,138	87,221	74,579
546,434,259	406,430,108	-	16.05	6.74	902,826	671,509	133,898	124,631
145,522,632	89,051,731	3.77	17.38	1.00	37,769	23,112	37,775	29,736
2,772,949,536	2,094,858,982	-	10.00	1.00	31,443	23,754	31,364	28,673
31,422,500	23,228,081	-	-	11.03	1,259,823	931,284	114,203	113,441
2,741,527,036	2,071,630,901	0.00	10.00	1.00	31,096	23,498	31,106	28,429
23,105,563,720	16,801,664,916	-	-	1.00	42,756	31,091	42,756	2,337
23,096,007,128	16,795,857,887	-	-	1.00	42,836	31,151	42,836	2,337
9,556,592	5,807,029	-	-	1.00	7,724	4,693	7,724	2,664

Note : 1) Based on the date of service provide

2) Psychiatric hospital was newly added to provider type classification as per the amendment of the Medical Service Act (Article 3-2-3, March 5, 2021)

구 분 Division			청 구 건 수 Claims	일 수 Number of Days		원외처방횟수 Prescription times	원외처방일수 Prescription days
				입 내 원 Visit	요 양 급 여 Reimbursed		
총 계 Total			93,272,881	96,455,039	230,213,689	-	-
의료기관 및 보건기관 Medical institution and Community health agency	소 계 Subtotal	소계 Subtotal	50,926,782	54,108,940	58,121,624	42,325,895	172,335,485
		입원 Inpatient	1,078,859	4,279,969	6,838,216	29,318	109,017
		외래 Outpatient	49,847,923	49,828,971	51,283,408	42,296,577	172,226,468
	상 급 중 합 병 원 Tertiary hospital	소계 Subtotal	1,397,027	2,059,299	3,384,121	192,923	5,018,429
		입원 Inpatient	218,959	883,583	1,643,903	753	5,364
		외래 Outpatient	1,178,068	1,175,716	1,740,218	192,170	5,013,065
	종 합 병 원 General hospital	소계 Subtotal	2,366,035	2,935,409	3,774,668	1,253,348	7,223,636
		입원 Inpatient	261,769	834,580	1,444,323	5,897	20,842
		외래 Outpatient	2,104,266	2,100,829	2,330,345	1,247,451	7,202,794
	병 원 Hospital	소계 Subtotal	8,406,194	9,901,064	10,951,372	6,932,663	28,924,354
		입원 Inpatient	445,401	1,948,770	2,970,575	16,536	57,538
		외래 Outpatient	7,960,793	7,952,294	7,980,797	6,916,127	28,866,816
	요 양 병 원 Healthcare Institute	소계 Subtotal	54,568	65,549	69,128	15,453	78,803
		입원 Inpatient	4,105	15,086	17,374	314	1,645
		외래 Outpatient	50,463	50,463	51,754	15,139	77,158
	정 신 병 원 Psychiatric hospital	소계 Subtotal	2,892	3,803	5,819	183	1,367
		입원 Inpatient	74	985	2,051	-	-
		외래 Outpatient	2,818	2,818	3,768	183	1,367
	의 원 Clinic	소계 Subtotal	37,397,562	37,840,220	38,476,053	33,879,618	130,901,393
		입원 Inpatient	148,228	595,363	758,048	5,803	23,568
		외래 Outpatient	37,249,334	37,244,857	37,718,005	33,873,815	130,877,825
	치 과 병 원 Dental hospital	소계 Subtotal	44,390	44,447	44,628	1,947	5,653
		입원 Inpatient	54	116	280	-	-
		외래 Outpatient	44,336	44,331	44,348	1,947	5,653
	치 과 의 원 Dental clinic	소계 Subtotal	858,854	858,670	858,697	28,233	80,908
		입원 Inpatient	2	-	-	-	-
		외래 Outpatient	858,852	858,670	858,697	28,233	80,908
	조 산 원 Midwifery clinic	소계 Subtotal	-	-	-	-	-
		입원 Inpatient	-	-	-	-	-
		외래 Outpatient	-	-	-	-	-
	보 건 의 료 원 Hospitalized healthcenter	소계 Subtotal	17,517	17,524	21,659	14,601	69,385
		입원 Inpatient	4	11	14	1	5
		외래 Outpatient	17,513	17,513	21,645	14,600	69,380
	보 건 소 Health center	소계 Subtotal	4,809	4,809	4,993	3,173	15,457
		입원 Inpatient	-	-	-	-	-
		외래 Outpatient	4,809	4,809	4,993	3,173	15,457
	보 건 지 소 Health subcenter	소계 Subtotal	2,505	2,505	4,681	1,404	7,363
		입원 Inpatient	-	-	-	-	-
		외래 Outpatient	2,505	2,505	4,681	1,404	7,363
	보 건 진 료 소 Primary health carepost	소계 Subtotal	185	185	493	-	-
		입원 Inpatient	-	-	-	-	-
		외래 Outpatient	185	185	493	-	-
	한 방 병 원 Korean medicine hospital	소계 Subtotal	32,486	33,021	47,798	2,349	8,737
		입원 Inpatient	212	747	920	14	55
		외래 Outpatient	32,274	32,274	46,878	2,335	8,682
	한 의 원 Korean medicine clinic	소계 Subtotal	341,758	342,435	477,514	-	-
		입원 Inpatient	51	728	728	-	-
		외래 Outpatient	341,707	341,707	476,786	-	-
약 국 Pharmacy	소 계 Subtotal	소계 Subtotal	42,346,099	42,346,099	172,092,065	-	-
		처방 Prescription	42,345,694	42,345,694	172,090,894	-	-
		직접 Without prescription	405	405	1,171	-	-

주 : 1) 진료일 기준

2) 「의료법」 제 3 조제 2 항제 3 호 개정(2021.3.5. 시행)에 따라 요양기관 종별 구분으로 정신병원 신설

진료 현황(0~4세)

the type of institution (Ages 0~4)

(단위 : 건, 일, 회, 원)
Unit : Claim, Day, Time, KRW

진 료 비 (천 원) Medical Expenses (KRW 1,000)		원 외 처방률 Prescription rate (%)	원외처방 횟수당 처방일수 Prescription days per prescription time	건 당 입내원일수 Visits per Claim	건 당 진료비 Medical Expenses perclaim	건 당 금 여 비 Benefit per claim	일 당 진 료 비 Medical Expenses per day	
계 Total	금 여 비 Benefit						입 내 원 Visit	요 양 금 여 Reimbursed
3,026,282,867	2,607,781,834	-	-	1.03	32,445	27,959	31,375	13,146
2,419,340,403	2,117,013,274	-	4.07	1.06	47,506	41,570	44,712	41,625
1,301,179,567	1,223,819,028	-	3.72	3.97	1,206,070	1,134,364	304,016	190,281
1,118,160,836	893,194,246	84.88	4.07	1.00	22,431	17,918	22,440	21,804
772,982,287	710,018,546	-	26.01	1.47	553,305	508,235	375,362	228,414
652,002,328	623,495,946	-	7.12	4.04	2,977,737	2,847,547	737,907	396,618
120,979,959	86,522,600	16.34	26.09	1.00	102,694	73,444	102,899	69,520
362,749,096	322,535,725	-	5.76	1.24	153,315	136,319	123,577	96,101
271,480,091	255,119,742	-	3.53	3.19	1,037,098	974,599	325,289	187,964
91,269,006	67,415,983	59.38	5.77	1.00	43,373	32,038	43,444	39,165
480,295,661	412,294,460	-	4.17	1.18	57,136	49,047	48,509	43,857
305,641,362	277,066,552	-	3.48	4.38	686,216	622,061	156,838	102,890
174,654,299	135,227,908	86.97	4.17	1.00	21,939	16,987	21,963	21,884
3,499,675	3,142,431	-	5.10	1.20	64,134	57,587	53,390	50,626
2,295,069	2,133,507	-	5.24	3.68	559,091	519,734	152,132	132,098
1,204,605	1,008,924	30.00	5.10	1.00	23,871	19,993	23,871	23,276
138,513	114,210	-	7.47	1.32	47,895	39,492	36,422	23,804
55,322	50,950	-	-	13.31	747,598	688,511	56,165	26,973
83,190	63,260	6.49	7.47	1.00	29,521	22,448	29,521	22,078
746,035,955	625,846,463	-	3.86	1.01	19,949	16,735	19,715	19,390
69,493,932	65,772,772	-	4.06	4.02	468,831	443,727	116,725	91,675
676,542,023	560,073,691	90.95	3.86	1.00	18,163	15,036	18,165	17,937
2,439,065	1,823,547	-	2.90	1.00	54,946	41,080	54,876	54,653
73,012	63,834	-	-	2.15	1,352,066	1,182,111	629,410	260,756
2,366,053	1,759,713	4.39	2.90	1.00	53,366	39,690	53,372	53,352
40,347,662	32,445,998	-	2.87	1.00	46,978	37,778	46,989	46,987
30	24	-	-	-	14,970	11,980	-	-
40,347,632	32,445,974	3.29	2.87	1.00	46,979	37,778	46,989	46,987
-	-	-	-	-	-	-	-	-
-	-	-	-	-	-	-	-	-
-	-	-	-	-	-	-	-	-
339,345	279,126	-	4.75	1.00	19,372	15,935	19,365	15,668
877	794	-	5.00	2.75	219,228	198,623	79,719	62,636
338,468	278,332	83.37	4.75	1.00	19,327	15,893	19,327	15,637
28,101	24,892	-	4.87	1.00	5,844	5,176	5,844	5,628
-	-	-	-	-	-	-	-	-
28,101	24,892	65.98	4.87	1.00	5,844	5,176	5,844	5,628
18,035	15,720	-	5.24	1.00	7,200	6,276	7,200	3,853
-	-	-	-	-	-	-	-	-
18,035	15,720	56.05	5.24	1.00	7,200	6,276	7,200	3,853
1,384	1,222	-	-	1.00	7,480	6,607	7,480	2,807
-	-	-	-	-	-	-	-	-
1,384	1,222	-	-	1.00	7,480	6,607	7,480	2,807
624,896	477,933	-	3.72	1.02	19,236	14,712	18,924	13,074
94,138	74,997	-	3.93	3.52	444,048	353,761	126,022	102,324
530,758	402,936	7.23	3.72	1.00	16,445	12,485	16,445	11,322
9,840,728	7,993,001	-	-	1.00	28,794	23,388	28,738	20,608
43,407	39,910	-	-	14.27	851,110	782,548	59,624	59,624
9,797,321	7,953,091	-	-	1.00	28,672	23,275	28,672	20,549
606,942,464	490,768,561	-	-	1.00	14,333	11,589	14,333	3,527
606,938,771	490,766,315	-	-	1.00	14,333	11,590	14,333	3,527
3,693	2,245	-	-	1.00	9,118	5,544	9,118	3,154

Note : 1) Based on the date of service provided

2) Psychiatric hospital was newly added to provider type classification as per the amendment of the Medical Service Act (Article 3-2-3, March 5, 2021)

제III-15-2표

Table III-15-2

요양기관종별

Current status of benefit cost by

구 분 Division			청 구 건 수 Claims	일 수 Number of Days		원외처방횟수 Prescription times	원외처방일수 Prescription days
				입 내 원 Visit	요 양 급 여 Reimbursed		
총 계 Total			80,829,174	81,725,459	210,927,825	-	-
의료기관 및 보건기관 Medical institution and Community health agency	소 계 Subtotal	소계 Subtotal	46,848,786	47,745,071	56,185,362	34,013,382	155,021,058
		입원 Inpatient	407,756	1,319,463	2,639,088	14,412	59,034
		외래 Outpatient	46,441,030	46,425,608	53,546,274	33,998,970	154,962,024
	상 급 중 합 병 원 Tertiary hospital	소계 Subtotal	1,119,458	1,264,959	2,804,254	214,355	8,024,398
		입원 Inpatient	79,345	228,221	644,923	339	4,073
		외래 Outpatient	1,040,113	1,036,738	2,159,331	214,016	8,020,325
	종 합 병 원 General hospital	소계 Subtotal	2,011,019	2,215,680	3,223,360	843,129	6,600,479
		입원 Inpatient	124,988	332,816	691,710	3,732	13,519
		외래 Outpatient	1,886,031	1,882,864	2,531,650	839,397	6,586,960
	병 원 Hospital	소계 Subtotal	4,604,049	5,052,428	5,593,940	3,599,814	16,600,250
		입원 Inpatient	150,986	602,737	1,058,136	6,830	25,294
		외래 Outpatient	4,453,063	4,449,691	4,535,804	3,592,984	16,574,956
	요 양 병 원 Healthcare Institute	소계 Subtotal	48,774	57,385	132,946	8,095	49,847
		입원 Inpatient	5,463	14,075	15,695	106	627
		외래 Outpatient	43,311	43,310	117,251	7,989	49,220
	정 신 병 원 Psychiatric hospital	소계 Subtotal	23,569	25,183	364,695	2,411	68,172
		입원 Inpatient	396	2,015	6,274	-	-
		외래 Outpatient	23,173	23,168	358,421	2,411	68,172
	의 원 Clinic	소계 Subtotal	33,104,383	33,188,197	37,764,603	29,201,935	123,214,630
		입원 Inpatient	44,659	132,874	211,605	3,375	15,406
		외래 Outpatient	33,059,724	33,055,323	37,552,998	29,198,560	123,199,224
	치 과 병 원 Dental hospital	소계 Subtotal	250,645	251,632	255,242	9,167	29,556
		입원 Inpatient	854	1,870	5,429	1	3
		외래 Outpatient	249,791	249,762	249,813	9,166	29,553
	치 과 의 원 Dental clinic	소계 Subtotal	5,045,923	5,044,868	5,044,965	118,276	353,019
		입원 Inpatient	-	-	-	-	-
		외래 Outpatient	5,045,923	5,044,868	5,044,965	118,276	353,019
	조 산 원 Midwifery clinic	소계 Subtotal	-	-	-	-	-
		입원 Inpatient	-	-	-	-	-
		외래 Outpatient	-	-	-	-	-
	보 건 의 료 원 Hospitalized healthcenter	소계 Subtotal	13,433	13,448	16,964	10,470	52,726
		입원 Inpatient	6	21	21	5	29
		외래 Outpatient	13,427	13,427	16,943	10,465	52,697
	보 건 소 Health center	소계 Subtotal	12,906	12,906	13,015	2,116	11,769
		입원 Inpatient	-	-	-	-	-
		외래 Outpatient	12,906	12,906	13,015	2,116	11,769
	보 건 지 소 Health subcenter	소계 Subtotal	3,731	3,731	6,848	1,041	5,142
		입원 Inpatient	-	-	-	-	-
		외래 Outpatient	3,731	3,731	6,848	1,041	5,142
	보 건 진 료 소 Primary health carepost	소계 Subtotal	1,152	1,152	3,727	-	-
		입원 Inpatient	-	-	-	-	-
		외래 Outpatient	1,152	1,152	3,727	-	-
	한 방 병 원 Korean medicine hospital	소계 Subtotal	34,644	38,040	88,151	2,573	11,070
		입원 Inpatient	1,010	4,406	4,863	24	83
		외래 Outpatient	33,634	33,634	83,288	2,549	10,987
	한 의 원 Korean medicine clinic	소계 Subtotal	575,100	575,462	872,652	-	-
		입원 Inpatient	49	428	432	-	-
		외래 Outpatient	575,051	575,034	872,220	-	-
약 국 Pharmacy	소 계 Subtotal	소계 Subtotal	33,980,388	33,980,388	154,742,463	-	-
		처방 Prescription	33,978,437	33,978,437	154,736,892	-	-
		직접 Without prescription	1,951	1,951	5,571	-	-

주 : 1) 진료일 기준

2) 「의료법」 제 3 조제 2 항제 3 호 개정(2021.3.5. 시행)에 따라 요양기관 종별 구분으로 정신병원 신설

진료 현황(5~9세)

the type of institution (Ages 5~9)

(단위 : 건, 일, 회, 원)
Unit : Claim, Day, Time, KRW

진료비 (천원) Medical Expenses (KRW 1,000)		원외 처방률 Prescription rate (%)	원외처방 횟수당 처방일수 Prescription days per prescription time	건당 입내원일수 Visits per Claim	건당 진료비 Medical Expenses per claim	건당 급여비 Benefit per claim	일당진료비 Medical Expenses per day	
계 Total	급여비 Benefit						입내원 Visit	요양급여 Reimbursed
2,406,432,275	1,761,705,307	-	-	1.01	29,772	21,795	29,445	11,409
1,819,436,682	1,334,057,004	-	4.56	1.02	38,836	28,476	38,107	32,383
376,391,588	337,074,439	-	4.10	3.24	923,080	826,657	285,261	142,622
1,443,045,094	996,982,565	73.23	4.56	1.00	31,073	21,468	31,083	26,949
268,449,834	192,510,311	-	37.44	1.13	239,803	171,967	212,220	95,730
139,442,016	125,858,818	-	12.01	2.88	1,757,414	1,586,222	610,996	216,215
129,007,818	66,651,493	20.64	37.48	1.00	124,033	64,081	124,436	59,744
219,932,185	152,825,642	-	7.83	1.10	109,364	75,994	99,262	68,231
91,724,269	81,600,764	-	3.62	2.66	733,865	652,869	275,601	132,605
128,207,916	71,224,877	44.58	7.85	1.00	67,978	37,764	68,092	50,642
249,493,299	189,718,514	-	4.61	1.10	54,190	41,207	49,381	44,601
118,513,222	105,220,417	-	3.70	3.99	784,929	696,889	196,625	112,002
130,980,077	84,498,097	80.75	4.61	1.00	29,413	18,975	29,436	28,877
3,712,774	3,160,028	-	6.16	1.18	76,122	64,789	64,699	27,927
2,227,916	2,079,348	-	5.92	2.58	407,819	380,624	158,289	141,951
1,484,859	1,080,680	18.45	6.16	1.00	34,284	24,952	34,284	12,664
1,876,065	1,290,572	-	28.28	1.07	79,599	54,757	74,497	5,144
141,285	126,729	-	-	5.09	356,781	320,024	70,117	22,519
1,734,780	1,163,842	10.41	28.28	1.00	74,862	50,224	74,878	4,840
753,269,134	557,758,258	-	4.22	1.00	22,754	16,848	22,697	19,946
22,824,777	20,918,216	-	4.56	2.98	511,090	468,399	171,778	107,865
730,444,356	536,840,042	88.33	4.22	1.00	22,095	16,238	22,098	19,451
17,179,710	11,292,827	-	3.22	1.00	68,542	45,055	68,273	67,308
941,212	803,385	-	3.00	2.19	1,102,122	940,732	503,322	173,367
16,238,498	10,489,442	3.67	3.22	1.00	65,008	41,993	65,016	65,003
287,279,337	212,493,171	-	2.98	1.00	56,933	42,112	56,945	56,944
-	-	-	-	-	-	-	-	-
287,279,337	212,493,171	2.34	2.98	1.00	56,933	42,112	56,945	56,944
-	-	-	-	-	-	-	-	-
-	-	-	-	-	-	-	-	-
-	-	-	-	-	-	-	-	-
309,326	224,661	-	5.04	1.00	23,027	16,725	23,002	18,234
1,976	1,787	-	5.80	3.50	329,368	297,810	94,105	94,105
307,350	222,874	77.94	5.04	1.00	22,890	16,599	22,890	18,140
74,613	61,939	-	5.56	1.00	5,781	4,799	5,781	5,733
-	-	-	-	-	-	-	-	-
74,613	61,939	16.40	5.56	1.00	5,781	4,799	5,781	5,733
27,482	23,364	-	4.94	1.00	7,366	6,262	7,366	4,013
-	-	-	-	-	-	-	-	-
27,482	23,364	27.90	4.94	1.00	7,366	6,262	7,366	4,013
9,935	8,922	-	-	1.00	8,624	7,745	8,624	2,666
-	-	-	-	-	-	-	-	-
9,935	8,922	-	-	1.00	8,624	7,745	8,624	2,666
1,380,429	968,999	-	4.30	1.10	39,846	27,970	36,289	15,660
533,693	429,131	-	3.46	4.36	528,408	424,882	121,129	109,746
846,737	539,868	7.58	4.31	1.00	25,175	16,051	25,175	10,166
16,442,559	11,719,799	-	-	1.00	28,591	20,379	28,573	18,842
41,222	35,845	-	-	8.73	841,268	731,531	96,313	95,422
16,401,337	11,683,954	-	-	1.00	28,522	20,318	28,522	18,804
586,995,593	427,648,303	-	-	1.00	17,275	12,585	17,275	3,793
586,981,380	427,639,568	-	-	1.00	17,275	12,586	17,275	3,793
14,213	8,735	-	-	1.00	7,285	4,477	7,285	2,551

Note : 1) Based on the date of service provided

2) Psychiatric hospital was newly added to provider type classification as per the amendment of the Medical Service Act (Article 3-2-3, March 5, 2021)

구 분 Division			청 구 건 수 Claims	일 수 Number of Days		원외처방횟수 Prescription times	원외처방일수 Prescription days
				입 내 원 Visit	요 양 급 여 Reimbursed		
총 계 Total			50,347,486	51,038,026	140,939,332	-	-
의료기관 및 보건기관 Medical institution and Community health agency	소 계 Subtotal	소계 Subtotal	30,865,256	31,555,796	41,050,784	19,776,440	100,994,855
		입원 Inpatient	241,113	949,217	1,941,035	7,008	32,495
		외래 Outpatient	30,624,143	30,606,579	39,109,749	19,769,432	100,962,360
	상 급 중 합 병 원 Tertiary hospital	소계 Subtotal	1,014,435	1,161,348	2,773,742	219,770	9,622,129
		입원 Inpatient	52,884	205,162	571,380	293	3,777
		외래 Outpatient	961,551	956,186	2,202,362	219,477	9,618,352
	종 합 병 원 General hospital	소계 Subtotal	1,554,888	1,748,225	2,867,501	491,044	5,585,227
		입원 Inpatient	87,981	284,673	595,943	2,763	10,010
		외래 Outpatient	1,466,907	1,463,552	2,271,558	488,281	5,575,217
	병 원 Hospital	소계 Subtotal	1,875,561	2,115,951	2,484,238	1,078,779	5,483,640
		입원 Inpatient	66,114	308,108	563,394	2,182	9,907
		외래 Outpatient	1,809,447	1,807,843	1,920,844	1,076,597	5,473,733
	요 양 병 원 Healthcare Institute	소계 Subtotal	30,249	39,501	89,261	4,432	34,058
		입원 Inpatient	6,103	15,357	16,297	40	226
		외래 Outpatient	24,146	24,144	72,964	4,392	33,832
	정 신 병 원 Psychiatric hospital	소계 Subtotal	34,251	68,345	570,173	4,749	118,189
		입원 Inpatient	3,737	37,840	51,320	56	702
		외래 Outpatient	30,514	30,505	518,853	4,693	117,487
	의 원 Clinic	소계 Subtotal	22,238,985	22,292,857	27,837,846	17,877,907	79,756,730
		입원 Inpatient	20,365	78,258	119,322	1,631	7,663
		외래 Outpatient	22,218,620	22,214,599	27,718,524	17,876,276	79,749,067
	치 과 병 원 Dental hospital	소계 Subtotal	173,021	173,761	176,449	8,161	44,397
		입원 Inpatient	533	1,290	3,914	1	3
		외래 Outpatient	172,488	172,471	172,535	8,160	44,394
	치 과 의 원 Dental clinic	소계 Subtotal	3,119,344	3,117,415	3,119,201	81,682	297,120
		입원 Inpatient	-	-	-	-	-
		외래 Outpatient	3,119,344	3,117,415	3,119,201	81,682	297,120
	조 산 원 Midwifery clinic	소계 Subtotal	-	-	-	-	-
		입원 Inpatient	-	-	-	-	-
		외래 Outpatient	-	-	-	-	-
	보 건 의 료 원 Hospitalized healthcenter	소계 Subtotal	9,104	9,126	12,037	5,953	31,245
		입원 Inpatient	7	29	39	3	14
		외래 Outpatient	9,097	9,097	11,998	5,950	31,231
	보 건 소 Health center	소계 Subtotal	7,102	7,102	7,417	1,035	8,141
		입원 Inpatient	-	-	-	-	-
		외래 Outpatient	7,102	7,102	7,417	1,035	8,141
	보 건 지 소 Health subcenter	소계 Subtotal	3,365	3,365	7,668	668	3,648
		입원 Inpatient	-	-	-	-	-
		외래 Outpatient	3,365	3,365	7,668	668	3,648
	보 건 진 료 소 Primary health carepost	소계 Subtotal	3,437	3,437	12,050	-	-
		입원 Inpatient	-	-	-	-	-
		외래 Outpatient	3,437	3,437	12,050	-	-
	한 방 병 원 Korean medicine hospital	소계 Subtotal	46,911	60,711	105,177	2,260	10,331
		입원 Inpatient	3,209	17,023	17,939	39	193
		외래 Outpatient	43,702	43,688	87,238	2,221	10,138
	한 의 원 Korean medicine clinic	소계 Subtotal	754,603	754,652	988,024	-	-
		입원 Inpatient	180	1,477	1,487	-	-
		외래 Outpatient	754,423	753,175	986,537	-	-
약 국 Pharmacy		소계 Subtotal	19,482,230	19,482,230	99,888,548	-	-
		처방 Prescription	19,475,154	19,475,154	99,868,119	-	-
		직접 Without prescription	7,076	7,076	20,429	-	-

주 : 1) 진료일 기준

2) 「의료법」 제 3 조제 2 항제 3 호 개정(2021.3.5. 시행)에 따라 요양기관 종별 구분으로 정신병원 신설

진료 현황(10~14세)

the type of institution (Ages 10~14)

(단위 : 건, 일, 회, 원)
Unit : Claim, Day, Time, KRW

진 료 비 (천 원) Medical Expenses (KRW 1,000)		원 외 처방률 Prescription rate (%)	원외처방 횟수당 처방일수 Prescription days per prescription time	건 당 입내원일수 Visits per Claim	건 당 진료비 Medical Expenses perclaim	건 당 금 여 비 Benefit per claim	일 당 진 료 비 Medical Expenses per day	
계 Total	금 여 비 Benefit						입 내 원 Visit	요 양 금 여 Reimbursed
1,872,181,581	1,348,776,532	-	-	1.01	37,185	26,789	36,682	13,284
1,506,405,585	1,087,949,338	-	5.11	1.02	48,806	35,248	47,738	36,696
314,624,246	279,311,747	-	4.64	3.94	1,304,883	1,158,427	331,457	162,091
1,191,781,339	808,637,591	64.59	5.11	1.00	38,916	26,405	38,939	30,473
258,951,111	186,224,654	-	43.78	1.14	255,266	183,575	222,975	93,358
131,563,735	118,112,821	-	12.89	3.88	2,487,780	2,233,432	641,268	230,256
127,387,376	68,111,833	22.95	43.82	0.99	132,481	70,835	133,224	57,841
213,992,337	148,761,750	-	11.37	1.12	137,626	95,674	122,405	74,627
92,736,851	81,981,227	-	3.62	3.24	1,054,055	931,806	325,766	155,614
121,255,487	66,780,523	33.36	11.42	1.00	82,661	45,525	82,850	53,380
144,659,212	106,420,671	-	5.08	1.13	77,129	56,741	68,366	58,231
66,708,197	58,186,262	-	4.54	4.66	1,008,987	880,090	216,509	118,404
77,951,015	48,234,409	59.55	5.08	1.00	43,080	26,657	43,118	40,582
3,228,946	2,758,986	-	7.68	1.31	106,746	91,209	81,743	36,174
2,251,471	2,071,807	-	5.65	2.52	368,912	339,473	146,609	138,152
977,475	687,179	18.19	7.70	1.00	40,482	28,459	40,485	13,397
7,092,085	5,656,483	-	24.89	2.00	207,062	165,148	103,769	12,438
4,322,146	3,772,973	-	12.54	10.13	1,156,582	1,009,626	114,222	84,220
2,769,939	1,883,510	15.38	25.03	1.00	90,776	61,726	90,803	5,339
640,001,974	466,557,187	-	4.46	1.00	28,778	20,979	28,709	22,990
13,998,070	12,687,036	-	4.70	3.84	687,359	622,982	178,871	117,313
626,003,904	453,870,151	80.47	4.46	1.00	28,175	20,427	28,180	22,584
11,829,411	7,579,248	-	5.44	1.00	68,370	43,805	68,079	67,042
617,976	527,230	-	3.00	2.42	1,159,430	989,175	479,051	157,889
11,211,435	7,052,018	4.73	5.44	1.00	64,998	40,884	65,005	64,981
196,872,497	143,541,793	-	3.64	1.00	63,113	46,017	63,152	63,116
-	-	-	-	-	-	-	-	-
196,872,497	143,541,793	2.62	3.64	1.00	63,113	46,017	63,152	63,116
-	-	-	-	-	-	-	-	-
-	-	-	-	-	-	-	-	-
-	-	-	-	-	-	-	-	-
267,786	190,153	-	5.25	1.00	29,414	20,887	29,343	22,247
2,563	2,274	-	4.67	4.14	366,163	324,786	88,384	65,722
265,223	187,879	65.41	5.25	1.00	29,155	20,653	29,155	22,106
41,737	34,733	-	7.87	1.00	5,877	4,891	5,877	5,627
-	-	-	-	-	-	-	-	-
41,737	34,733	14.57	7.87	1.00	5,877	4,891	5,877	5,627
28,125	23,860	-	5.46	1.00	8,358	7,091	8,358	3,668
-	-	-	-	-	-	-	-	-
28,125	23,860	19.85	5.46	1.00	8,358	7,091	8,358	3,668
31,408	28,436	-	-	1.00	9,138	8,274	9,138	2,606
-	-	-	-	-	-	-	-	-
31,408	28,436	-	-	1.00	9,138	8,274	9,138	2,606
3,733,914	2,708,330	-	4.57	1.29	79,596	57,733	61,503	35,501
2,257,427	1,828,904	-	4.95	5.30	703,467	569,930	132,610	125,839
1,476,487	879,426	5.08	4.56	1.00	33,785	20,123	33,796	16,925
25,675,040	17,463,055	-	-	1.00	34,025	23,142	34,022	25,986
165,810	141,215	-	-	8.21	921,166	784,525	112,261	111,506
25,509,230	17,321,840	-	-	1.00	33,813	22,960	33,869	25,857
365,775,996	260,827,194	-	-	1.00	18,775	13,388	18,775	3,662
365,721,606	260,793,886	-	-	1.00	18,779	13,391	18,779	3,662
54,391	33,308	-	-	1.00	7,687	4,707	7,687	2,662

Note : 1) Based on the date of service provided

2) Psychiatric hospital was newly added to provider type classification as per the amendment of the Medical Service Act (Article 3-2-3, March 5, 2021)

제III-15-4표

Table III-15-4

요양기관종별

Current status of benefit cost by

구 분 Division			청 구 건 수 Claims	일 수 Number of Days		원외처방횟수 Prescription times	원외처방일수 Prescription days
				입 내 원 Visit	요 양 급 여 Reimbursed		
총 계 Total			42,044,400	42,934,022	134,425,820	-	-
의료기관 및 보건기관 Medical institution and Community health agency	소 계 Subtotal	소계 Subtotal	26,450,251	27,339,873	39,870,528	17,505,461	101,666,488
		입원 Inpatient	248,862	1,151,799	2,343,896	7,084	45,713
		외래 Outpatient	26,201,389	26,188,074	37,526,632	17,498,377	101,620,775
	상 급 종 합 병 원 Tertiary hospital	소계 Subtotal	770,167	951,506	2,813,996	260,997	11,962,250
		입원 Inpatient	54,038	240,037	638,885	481	10,389
		외래 Outpatient	716,129	711,469	2,175,111	260,516	11,951,861
	종 합 병 원 General hospital	소계 Subtotal	1,217,241	1,480,001	2,799,752	473,537	7,771,380
		입원 Inpatient	97,610	362,750	777,208	2,894	12,299
		외래 Outpatient	1,119,631	1,117,251	2,022,544	470,643	7,759,081
	병 원 Hospital	소계 Subtotal	1,243,070	1,480,024	1,846,617	670,898	4,329,798
		입원 Inpatient	52,208	289,687	571,295	1,018	6,507
		외래 Outpatient	1,190,862	1,190,337	1,275,322	669,880	4,323,291
	요 양 병 원 Healthcare Institute	소계 Subtotal	26,382	39,166	55,630	6,514	48,988
		입원 Inpatient	5,042	17,827	18,477	16	406
		외래 Outpatient	21,340	21,339	37,153	6,498	48,582
	정 신 병 원 Psychiatric hospital	소계 Subtotal	65,385	172,157	921,398	9,094	156,724
		입원 Inpatient	8,890	115,690	149,693	119	911
		외래 Outpatient	56,495	56,467	771,705	8,975	155,813
	의 원 Clinic	소계 Subtotal	19,579,257	19,638,562	27,579,901	15,733,552	75,940,725
		입원 Inpatient	24,051	86,171	144,561	2,479	14,557
		외래 Outpatient	19,555,206	19,552,391	27,435,340	15,731,073	75,926,168
	치 과 병 원 Dental hospital	소계 Subtotal	169,931	170,616	173,144	31,332	178,026
		입원 Inpatient	437	1,135	3,485	25	132
		외래 Outpatient	169,494	169,481	169,659	31,307	177,894
	치 과 의 원 Dental clinic	소계 Subtotal	2,215,412	2,215,319	2,215,797	309,317	1,215,371
		입원 Inpatient	8	8	34	2	14
		외래 Outpatient	2,215,404	2,215,311	2,215,763	309,315	1,215,357
	조 산 원 Midwifery clinic	소계 Subtotal	-	-	-	-	-
		입원 Inpatient	-	-	-	-	-
		외래 Outpatient	-	-	-	-	-
	보 건 의 료 원 Hospitalized healthcenter	소계 Subtotal	6,419	6,419	8,791	3,919	22,934
		입원 Inpatient	1	2	2	-	-
		외래 Outpatient	6,418	6,417	8,789	3,919	22,934
	보 건 소 Health center	소계 Subtotal	5,583	5,583	6,591	2,622	20,059
		입원 Inpatient	-	-	-	-	-
		외래 Outpatient	5,583	5,583	6,591	2,622	20,059
	보 건 지 소 Health subcenter	소계 Subtotal	2,865	2,865	6,887	721	4,091
		입원 Inpatient	-	-	-	-	-
		외래 Outpatient	2,865	2,865	6,887	721	4,091
	보 건 진 료 소 Primary health carepost	소계 Subtotal	4,172	4,172	15,172	-	-
		입원 Inpatient	-	-	-	-	-
		외래 Outpatient	4,172	4,172	15,172	-	-
	한 방 병 원 Korean medicine hospital	소계 Subtotal	71,613	100,847	130,520	2,958	16,142
		입원 Inpatient	6,199	35,447	37,192	50	498
		외래 Outpatient	65,414	65,400	93,328	2,908	15,644
	한 의 원 Korean medicine clinic	소계 Subtotal	1,072,754	1,072,636	1,296,332	-	-
		입원 Inpatient	378	3,045	3,064	-	-
		외래 Outpatient	1,072,376	1,069,591	1,293,268	-	-
약 국 Pharmacy		소계 Subtotal	15,594,149	15,594,149	94,555,292	-	-
		처방 Prescription	15,582,250	15,582,250	94,520,632	-	-
		직접 Without prescription	11,899	11,899	34,660	-	-

주 : 1) 진료일 기준

2) 「의료법」 제 3 조제 2 항제 3 호 개정(2021.3.5. 시행)에 따라 요양기관 종별 구분으로 정신병원 신설

진료 현황(15~19세)

the type of institution (Ages 15~19)

(단위 : 건, 일, 회, 원)
Unit : Claim, Day, Time, KRW

진료비 (천원) Medical Expenses (KRW 1,000)		원외 처방률 Prescription rate (%)	원외처방 횟수당 처방일수 Prescription days per prescription time	건 내원일수 Visits per Claim	건당 진료비 Medical Expenses per claim	건당 급여비 Benefit per claim	일당진료비 Medical Expenses per day	
계 Total	급여비 Benefit						입내원 Visit	요양급여 Reimbursed
1,722,881,842	1,247,853,205	-	-	1.02	40,978	29,679	40,129	12,817
1,416,447,234	1,028,249,951	-	5.81	1.03	53,551	38,875	51,809	35,526
404,468,306	322,832,903	-	6.45	4.63	1,625,271	1,297,237	351,162	172,562
1,011,978,928	705,417,048	66.82	5.81	1.00	38,623	26,923	38,643	26,967
264,684,191	197,808,996	-	45.83	1.24	343,671	256,839	278,174	94,060
156,301,500	129,650,751	-	21.60	4.44	2,892,437	2,399,251	651,156	244,647
108,382,690	68,158,245	36.62	45.88	0.99	151,345	95,176	152,336	49,829
226,991,138	159,313,435	-	16.41	1.22	186,480	130,881	153,372	81,075
133,619,974	105,107,767	-	4.25	3.72	1,368,917	1,076,814	368,353	171,923
93,371,164	54,205,668	42.13	16.49	1.00	83,395	48,414	83,572	46,165
120,604,525	85,036,725	-	6.45	1.19	97,022	68,409	81,488	65,311
71,535,840	54,489,594	-	6.39	5.55	1,370,208	1,043,702	246,942	125,217
49,068,684	30,547,131	56.28	6.45	1.00	41,204	25,651	41,223	38,476
3,001,034	2,387,691	-	7.52	1.48	113,753	90,505	76,623	53,946
2,259,597	1,859,339	-	25.38	3.54	448,155	368,770	126,751	122,292
741,437	528,353	30.45	7.48	1.00	34,744	24,759	34,746	19,956
17,441,530	13,251,750	-	17.23	2.63	266,751	202,673	101,312	18,929
12,862,491	10,088,705	-	7.66	13.01	1,446,849	1,134,837	111,181	85,926
4,579,038	3,163,045	15.89	17.36	1.00	81,052	55,988	81,092	5,934
619,170,600	455,267,171	-	4.83	1.00	31,624	23,253	31,528	22,450
22,054,220	17,323,493	-	5.87	3.58	916,977	720,282	255,936	152,560
597,116,380	437,943,678	80.46	4.83	1.00	30,535	22,395	30,539	21,764
10,692,662	6,577,915	-	5.68	1.00	62,924	38,709	62,671	61,756
592,581	448,972	-	5.28	2.60	1,356,021	1,027,397	522,098	170,038
10,100,081	6,128,942	18.47	5.68	1.00	59,590	36,160	59,594	59,532
106,118,327	76,188,699	-	3.93	1.00	47,900	34,390	47,902	47,892
1,668	1,335	-	7.00	1.00	208,541	166,838	208,541	49,069
106,116,659	76,187,364	13.96	3.93	1.00	47,899	34,390	47,901	47,892
-	-	-	-	-	-	-	-	-
-	-	-	-	-	-	-	-	-
-	-	-	-	-	-	-	-	-
218,887	155,736	-	5.85	1.00	34,100	24,262	34,100	24,899
240	196	-	-	2.00	240,190	195,570	120,095	120,095
218,647	155,541	61.07	5.85	1.00	34,068	24,235	34,073	24,877
33,889	29,053	-	7.65	1.00	6,070	5,204	6,070	5,142
-	-	-	-	-	-	-	-	-
33,889	29,053	46.96	7.65	1.00	6,070	5,204	6,070	5,142
24,340	20,414	-	5.67	1.00	8,496	7,125	8,496	3,534
-	-	-	-	-	-	-	-	-
24,340	20,414	25.17	5.67	1.00	8,496	7,125	8,496	3,534
38,999	35,301	-	-	1.00	9,348	8,461	9,348	2,570
-	-	-	-	-	-	-	-	-
38,999	35,301	-	-	1.00	9,348	8,461	9,348	2,570
7,232,176	4,982,059	-	5.46	1.41	100,990	69,569	71,714	55,410
4,857,605	3,584,128	-	9.96	5.72	783,611	578,178	137,039	130,609
2,374,572	1,397,931	4.45	5.38	1.00	36,301	21,371	36,308	25,443
40,194,936	27,195,005	-	-	1.00	37,469	25,351	37,473	31,007
382,588	278,624	-	-	8.06	1,012,139	737,100	125,645	124,866
39,812,348	26,916,381	-	-	1.00	37,125	25,100	37,222	30,784
306,434,608	219,603,254	-	-	1.00	19,651	14,082	19,651	3,241
306,337,521	219,543,896	-	-	1.00	19,659	14,089	19,659	3,241
97,088	59,358	-	-	1.00	8,159	4,988	8,159	2,801

Note : 1) Based on the date of service provided

2) Psychiatric hospital was newly added to provider type classification as per the amendment of the Medical Service Act (Article 3-2-3, March 5, 2021)

구 분 Division			청 구 건 수 Claims	일 수 Number of Days		원외처방횟수 Prescription times	원외처방일수 Prescription days
				입 내 원 Visit	요 양 급 여 Reimbursed		
총 계 Total			40,513,127	41,681,186	154,805,376	-	-
의료기관 및 보건기관 Medical institution and Community health agency	소 계 Subtotal	소계 Subtotal	26,205,069	27,373,128	47,466,808	15,019,874	110,898,516
		입원 Inpatient	306,704	1,490,504	2,973,353	9,862	68,094
		외래 Outpatient	25,898,365	25,882,624	44,493,455	15,010,012	110,830,422
	상 급 중 합 병 원 Tertiary hospital	소계 Subtotal	965,410	1,163,396	3,549,888	345,613	16,727,880
		입원 Inpatient	63,346	267,376	696,264	643	14,051
		외래 Outpatient	902,064	896,020	2,853,624	344,970	16,713,829
	종 합 병 원 General hospital	소계 Subtotal	1,533,174	1,844,340	3,712,719	582,285	11,936,077
		입원 Inpatient	116,591	430,663	956,221	3,675	16,201
		외래 Outpatient	1,416,583	1,413,677	2,756,498	578,610	11,919,876
	병 원 Hospital	소계 Subtotal	1,414,359	1,700,309	2,247,488	687,663	5,748,819
		입원 Inpatient	58,190	344,727	722,814	849	6,352
		외래 Outpatient	1,356,169	1,355,582	1,524,674	686,814	5,742,467
	요 양 병 원 Healthcare Institute	소계 Subtotal	20,876	48,223	61,290	6,049	62,200
		입원 Inpatient	2,160	29,507	30,542	14	448
		외래 Outpatient	18,716	18,716	30,748	6,035	61,752
	정 신 병 원 Psychiatric hospital	소계 Subtotal	105,630	321,153	1,672,457	15,446	289,513
		입원 Inpatient	14,494	230,057	284,935	101	1,161
		외래 Outpatient	91,136	91,096	1,387,522	15,345	288,352
	의 원 Clinic	소계 Subtotal	17,373,201	17,450,467	31,120,728	12,716,788	73,405,835
		입원 Inpatient	40,198	121,325	209,004	4,429	28,662
		외래 Outpatient	17,333,003	17,329,142	30,911,724	12,712,359	73,377,173
	치 과 병 원 Dental hospital	소계 Subtotal	276,763	277,577	281,483	64,421	340,367
		입원 Inpatient	539	1,379	4,197	31	266
		외래 Outpatient	276,224	276,198	277,286	64,390	340,101
	치 과 의 원 Dental clinic	소계 Subtotal	3,116,382	3,116,229	3,117,264	591,167	2,295,638
		입원 Inpatient	67	68	238	24	132
		외래 Outpatient	3,116,315	3,116,161	3,117,026	591,143	2,295,506
	조 산 원 Midwifery clinic	소계 Subtotal	1	2	2	-	-
		입원 Inpatient	1	2	2	-	-
		외래 Outpatient	-	-	-	-	-
	보 건 의 료 원 Hospitalized healthcenter	소계 Subtotal	5,824	5,836	9,269	3,426	24,446
		입원 Inpatient	3	17	17	-	-
		외래 Outpatient	5,821	5,819	9,252	3,426	24,446
	보 건 소 Health center	소계 Subtotal	6,858	6,858	7,405	2,961	33,613
		입원 Inpatient	-	-	-	-	-
		외래 Outpatient	6,858	6,858	7,405	2,961	33,613
	보 건 지 소 Health subcenter	소계 Subtotal	4,146	4,146	10,703	658	8,054
		입원 Inpatient	-	-	-	-	-
		외래 Outpatient	4,146	4,146	10,703	658	8,054
	보 건 진 료 소 Primary health carepost	소계 Subtotal	5,459	5,460	20,451	-	-
		입원 Inpatient	-	-	-	-	-
		외래 Outpatient	5,459	5,460	20,451	-	-
	한 방 병 원 Korean medicine hospital	소계 Subtotal	101,962	150,472	179,717	3,396	26,064
		입원 Inpatient	10,353	58,889	62,621	96	821
		외래 Outpatient	91,609	91,583	117,096	3,300	25,243
	한 의 원 Korean medicine clinic	소계 Subtotal	1,275,024	1,278,660	1,475,944	1	10
		입원 Inpatient	762	6,494	6,498	-	-
		외래 Outpatient	1,274,262	1,272,166	1,469,446	1	10
약 국 Pharmacy		소계 Subtotal	14,308,058	14,308,058	107,338,568	-	-
		처방 Prescription	14,291,854	14,291,854	107,291,694	-	-
		직접 Without prescription	16,204	16,204	46,874	-	-

주 : 1) 진료일 기준

2) 「의료법」 제 3 조제 2 항제 3 호 개정(2021.3.5. 시행)에 따라 요양기관 종별 구분으로 정신병원 신설

진료 현황(20~24세)

the type of institution (Ages 20~24)

(단위 : 건, 일, 회, 원)
Unit : Claim, Day, Time, KRW

진료비 (천원) Medical Expenses (KRW 1,000)		원외 처방률 Prescription rate (%)	원외처방 횟수당 처방일수 Prescription days per prescription time	건 내원일수 Visits per Claim	건당 진료비 Medical Expenses per claim	건당 급여비 Benefit per claim	일당진료비 Medical Expenses per day	
계 Total	급여비 Benefit						입내원 Visit	요양급여 Reimbursed
2,154,785,324	1,545,420,676	-	-	1.03	53,187	38,146	51,697	13,919
1,826,868,538	1,309,849,821	-	7.38	1.04	69,714	49,985	66,739	38,487
518,099,373	400,817,847	-	6.90	4.86	1,689,249	1,306,856	347,600	174,248
1,308,769,166	909,031,975	57.99	7.38	1.00	50,535	35,100	50,566	29,415
324,463,267	238,995,108	-	48.40	1.21	336,089	247,558	278,893	91,401
172,212,947	137,677,733	-	21.85	4.22	2,718,608	2,173,424	644,085	247,339
152,250,320	101,317,375	38.50	48.45	0.99	168,780	112,317	169,918	53,353
295,398,249	204,757,080	-	20.50	1.20	192,671	133,551	160,165	79,564
168,922,559	129,383,644	-	4.41	3.69	1,448,847	1,109,722	392,238	176,656
126,475,690	75,373,436	40.93	20.60	1.00	89,282	53,208	89,466	45,883
167,438,956	116,517,871	-	8.36	1.20	118,385	82,382	98,476	74,500
97,600,214	72,340,645	-	7.48	5.92	1,677,268	1,243,180	283,123	135,028
69,838,743	44,177,226	50.67	8.36	1.00	51,497	32,575	51,519	45,806
4,145,753	3,241,518	-	10.28	2.31	198,589	155,275	85,970	67,642
3,417,760	2,705,298	-	32.00	13.66	1,582,296	1,252,453	115,829	111,904
727,993	536,219	32.25	10.23	1.00	38,897	28,650	38,897	23,676
31,491,118	23,865,494	-	18.74	3.04	298,127	225,935	98,056	18,829
24,488,637	18,870,695	-	11.50	15.87	1,689,571	1,301,966	106,446	85,945
7,002,481	4,994,799	16.84	18.79	1.00	76,836	54,806	76,869	5,047
751,578,709	549,197,099	-	5.77	1.00	43,261	31,612	43,069	24,150
42,026,289	33,033,444	-	6.47	3.02	1,045,482	821,768	346,394	201,079
709,552,420	516,163,654	73.36	5.77	1.00	40,936	29,779	40,946	22,954
18,992,174	11,445,461	-	5.28	1.00	68,623	41,355	68,421	67,472
748,099	558,808	-	8.58	2.56	1,387,939	1,036,749	542,494	178,246
18,244,075	10,886,654	23.31	5.28	1.00	66,048	39,412	66,054	65,795
171,250,074	120,045,528	-	3.88	1.00	54,952	38,521	54,954	54,936
17,226	13,770	-	5.50	1.01	257,099	205,522	253,318	72,377
171,232,848	120,031,758	18.97	3.88	1.00	54,947	38,517	54,950	54,935
1,467	1,455	-	-	2.00	1,466,650	1,454,890	733,325	733,325
1,467	1,455	-	-	2.00	1,466,650	1,454,890	733,325	733,325
-	-	-	-	-	-	-	-	-
224,186	159,480	-	7.14	1.00	38,494	27,383	38,414	24,187
1,021	770	-	-	5.67	340,410	256,697	60,072	60,072
223,165	158,710	58.88	7.14	1.00	38,338	27,265	38,351	24,121
39,492	33,604	-	11.35	1.00	5,759	4,900	5,759	5,333
-	-	-	-	-	-	-	-	-
39,492	33,604	43.18	11.35	1.00	5,759	4,900	5,759	5,333
36,546	30,182	-	12.24	1.00	8,815	7,280	8,815	3,415
-	-	-	-	-	-	-	-	-
36,546	30,182	15.87	12.24	1.00	8,815	7,280	8,815	3,415
51,878	46,919	-	-	1.00	9,503	8,595	9,502	2,537
-	-	-	-	-	-	-	-	-
51,878	46,919	-	-	1.00	9,503	8,595	9,502	2,537
11,366,136	7,715,594	-	7.67	1.48	111,474	75,671	75,537	63,245
7,870,193	5,659,355	-	8.55	5.69	760,185	546,639	133,645	125,680
3,495,944	2,056,239	3.60	7.65	1.00	38,162	22,446	38,172	29,855
50,390,532	33,797,429	-	10.00	1.00	39,521	26,507	39,409	34,141
792,962	572,229	-	-	8.52	1,040,633	750,957	122,107	122,032
49,597,570	33,225,200	0.00	10.00	1.00	38,923	26,074	38,987	33,753
327,916,786	235,570,855	-	-	1.00	22,918	16,464	22,918	3,055
327,786,514	235,491,827	-	-	1.00	22,935	16,477	22,935	3,055
130,272	79,028	-	-	1.00	8,039	4,877	8,039	2,779

Note : 1) Based on the date of service provided

2) Psychiatric hospital was newly added to provider type classification as per the amendment of the Medical Service Act (Article 3-2-3, March 5, 2021)

구 분 Division			청 구 건 수 Claims	일 수 Number of Days		원외처방횟수 Prescription times	원외처방일수 Prescription days
				입 내 원 Visit	요 양 급 여 Reimbursed		
총 계 Total			54,495,708	56,034,748	222,195,704	-	-
의료기관 및 보건기관 Medical institution and Community health agency	소 계 Subtotal	소계 Subtotal	35,689,526	37,228,566	66,148,061	19,384,939	158,742,807
		입원 Inpatient	432,923	1,992,962	3,960,569	13,851	95,563
		외래 Outpatient	35,256,603	35,235,604	62,187,492	19,371,088	158,647,244
	상 급 중 합 병 원 Tertiary hospital	소계 Subtotal	1,274,043	1,513,325	4,521,292	445,185	23,082,663
		입원 Inpatient	83,077	328,908	892,911	839	15,709
		외래 Outpatient	1,190,966	1,184,417	3,628,381	444,346	23,066,954
	종 합 병 원 General hospital	소계 Subtotal	2,046,631	2,420,188	4,892,373	787,067	17,775,635
		입원 Inpatient	152,188	529,623	1,224,723	4,336	20,700
		외래 Outpatient	1,894,443	1,890,565	3,667,650	782,731	17,754,935
	병 원 Hospital	소계 Subtotal	2,337,043	2,721,768	3,461,436	1,052,348	10,041,262
		입원 Inpatient	90,431	476,108	975,242	1,401	11,083
		외래 Outpatient	2,246,612	2,245,660	2,486,194	1,050,947	10,030,179
	요 양 병 원 Healthcare Institute	소계 Subtotal	30,943	74,506	96,296	10,358	113,582
		입원 Inpatient	3,190	46,762	48,065	1	60
		외래 Outpatient	27,753	27,744	48,231	10,357	113,522
	정 신 병 원 Psychiatric hospital	소계 Subtotal	123,353	417,626	2,133,344	19,490	408,735
		입원 Inpatient	18,114	312,460	366,396	97	1,023
		외래 Outpatient	105,239	105,166	1,766,948	19,393	407,712
	의 원 Clinic	소계 Subtotal	23,330,140	23,460,391	44,011,897	16,354,114	104,277,612
		입원 Inpatient	70,881	207,498	352,320	6,958	44,922
		외래 Outpatient	23,259,259	23,252,893	43,659,577	16,347,156	104,232,690
	치 과 병 원 Dental hospital	소계 Subtotal	290,936	291,658	295,672	59,528	318,552
		입원 Inpatient	457	1,200	3,738	25	280
		외래 Outpatient	290,479	290,458	291,934	59,503	318,272
	치 과 의 원 Dental clinic	소계 Subtotal	3,830,418	3,830,181	3,831,915	638,249	2,477,078
		입원 Inpatient	59	61	226	20	116
		외래 Outpatient	3,830,359	3,830,120	3,831,689	638,229	2,476,962
	조 산 원 Midwifery clinic	소계 Subtotal	11	25	25	-	-
		입원 Inpatient	11	25	25	-	-
		외래 Outpatient	-	-	-	-	-
	보 건 의 료 원 Hospitalized healthcenter	소계 Subtotal	7,315	7,319	11,614	4,545	39,936
		입원 Inpatient	2	6	12	-	-
		외래 Outpatient	7,313	7,313	11,602	4,545	39,936
	보 건 소 Health center	소계 Subtotal	11,679	11,679	14,244	5,436	108,295
		입원 Inpatient	-	-	-	-	-
		외래 Outpatient	11,679	11,679	14,244	5,436	108,295
	보 건 지 소 Health subcenter	소계 Subtotal	8,987	8,987	25,791	2,205	42,483
		입원 Inpatient	-	-	-	-	-
		외래 Outpatient	8,987	8,987	25,791	2,205	42,483
	보 건 진 료 소 Primary health carepost	소계 Subtotal	8,195	8,195	31,585	-	-
		입원 Inpatient	-	-	-	-	-
		외래 Outpatient	8,195	8,195	31,585	-	-
	한 방 병 원 Korean medicine hospital	소계 Subtotal	169,143	237,308	286,382	6,414	56,974
		입원 Inpatient	13,601	81,772	88,322	174	1,670
		외래 Outpatient	155,542	155,536	198,060	6,240	55,304
	한 의 원 Korean medicine clinic	소계 Subtotal	2,220,689	2,225,410	2,534,195	-	-
		입원 Inpatient	912	8,539	8,589	-	-
		외래 Outpatient	2,219,777	2,216,871	2,525,606	-	-
약 국 Pharmacy		소계 Subtotal	18,806,182	18,806,182	156,047,643	-	-
		처방 Prescription	18,780,121	18,780,121	155,972,501	-	-
		직접 Without prescription	26,061	26,061	75,142	-	-

주 : 1) 진료일 기준

2) 「의료법」 제 3 조제 2 항제 3 호 개정(2021.3.5. 시행)에 따라 요양기관 종별 구분으로 정신병원 신설

진료 현황(25~29세)

the type of institution (Ages 25~29)

(단위 : 건, 일, 회, 원)
Unit : Claim, Day, Time, KRW

진 료 비 (천 원) Medical Expenses (KRW 1,000)		원 외 처방률 Prescription rate (%)	원외처방 횟수당 처방일수 Prescription days per prescription time	건 내원일수 Visits per Claim	건 당 진료비 Medical Expenses perclaim	건 당 금 여 비 Benefit per claim	일 당 진 료 비 Medical Expenses per day	
계 Total	금 여 비 Benefit						입 내 원 Visit	요 양 금 여 Reimbursed
3,105,610,532	2,246,830,366	-	-	1.03	56,988	41,229	55,423	13,977
2,653,917,560	1,921,795,338	-	8.19	1.04	74,361	53,848	71,287	40,121
735,827,499	580,297,413	-	6.90	4.60	1,699,673	1,340,417	369,213	185,788
1,918,090,060	1,341,497,925	54.98	8.19	1.00	54,404	38,050	54,436	30,844
424,094,753	314,205,667	-	51.85	1.19	332,873	246,621	280,240	93,799
222,331,508	178,540,089	-	18.72	3.96	2,676,210	2,149,092	675,969	248,996
201,763,245	135,665,578	37.52	51.91	0.99	169,411	113,912	170,348	55,607
405,045,977	283,482,259	-	22.58	1.18	197,909	138,512	167,361	82,791
223,882,073	172,606,375	-	4.77	3.48	1,471,089	1,134,165	422,720	182,802
181,163,904	110,875,884	41.40	22.68	1.00	95,629	58,527	95,825	49,395
289,006,739	209,400,705	-	9.54	1.16	123,663	89,601	106,183	83,493
155,320,119	121,371,513	-	7.91	5.26	1,717,554	1,342,145	326,229	159,263
133,686,619	88,029,192	46.80	9.54	1.00	59,506	39,183	59,531	53,772
6,037,963	4,739,287	-	10.97	2.41	195,132	153,162	81,040	62,702
5,000,292	3,972,754	-	60.00	14.66	1,567,490	1,245,377	106,931	104,032
1,037,671	766,533	37.33	10.96	1.00	37,390	27,620	37,402	21,515
40,642,143	31,335,160	-	20.97	3.39	329,478	254,028	97,317	19,051
32,266,737	25,196,794	-	10.55	17.25	1,781,315	1,391,012	103,267	88,065
8,375,406	6,138,366	18.44	21.02	1.00	79,585	58,328	79,640	4,740
1,149,104,752	845,615,936	-	6.38	1.01	49,254	36,246	48,981	26,109
84,658,638	69,702,184	-	6.46	2.93	1,194,377	983,369	407,997	240,289
1,064,446,114	775,913,752	70.30	6.38	1.00	45,764	33,359	45,777	24,381
18,800,977	11,366,976	-	5.35	1.00	64,622	39,070	64,462	63,587
626,400	469,488	-	11.20	2.63	1,370,678	1,027,326	522,000	167,576
18,174,577	10,897,488	20.49	5.35	1.00	62,568	37,516	62,572	62,256
212,697,142	149,165,449	-	3.88	1.00	55,528	38,942	55,532	55,507
15,555	12,444	-	5.80	1.03	263,644	210,920	255,000	68,828
212,681,587	149,153,004	16.66	3.88	1.00	55,525	38,940	55,529	55,506
15,495	15,275	-	-	2.27	1,408,679	1,388,634	619,819	619,819
15,495	15,275	-	-	2.27	1,408,679	1,388,634	619,819	619,819
-	-	-	-	-	-	-	-	-
262,408	188,070	-	8.79	1.00	35,873	25,710	35,853	22,594
1,629	1,294	-	-	3.00	814,620	646,880	271,540	135,770
260,779	186,776	62.15	8.79	1.00	35,660	25,540	35,660	22,477
70,392	59,760	-	19.92	1.00	6,027	5,117	6,027	4,942
-	-	-	-	-	-	-	-	-
70,392	59,760	46.55	19.92	1.00	6,027	5,117	6,027	4,942
83,273	69,237	-	19.27	1.00	9,266	7,704	9,266	3,229
-	-	-	-	-	-	-	-	-
83,273	69,237	24.54	19.27	1.00	9,266	7,704	9,266	3,229
79,382	71,586	-	-	1.00	9,687	8,735	9,687	2,513
-	-	-	-	-	-	-	-	-
79,382	71,586	-	-	1.00	9,687	8,735	9,687	2,513
16,551,430	11,130,384	-	8.88	1.40	97,855	65,805	69,747	57,795
10,662,957	7,662,341	-	9.60	6.01	783,983	563,366	130,399	120,728
5,888,473	3,468,043	4.01	8.86	1.00	37,858	22,297	37,859	29,731
91,424,734	60,949,589	-	-	1.00	41,170	27,446	41,082	36,076
1,046,095	746,862	-	-	9.36	1,147,034	818,928	122,508	121,795
90,378,639	60,202,726	-	-	1.00	40,715	27,121	40,769	35,785
451,692,972	325,035,028	-	-	1.00	24,018	17,283	24,018	2,895
451,487,055	324,910,117	-	-	1.00	24,041	17,301	24,041	2,895
205,917	124,910	-	-	1.00	7,901	4,793	7,901	2,740

Note : 1) Based on the date of service provided

2) Psychiatric hospital was newly added to provider type classification as per the amendment of the Medical Service Act (Article 3-2-3, March 5, 2021)

구 분 Division			청 구 건 수 Claims	일 수 Number of Days		원외처방횟수 Prescription times	원외처방일수 Prescription days
				입 내 원 Visit	요 양 급 여 Reimbursed		
총 계 Total			62,940,747	65,010,041	275,860,112	-	-
의료기관 및 보건기관 Medical institution and Community health agency	소 계 Subtotal	소계 Subtotal	41,635,267	43,704,561	73,645,671	21,788,434	204,279,029
		입원 Inpatient	561,289	2,657,863	5,143,614	16,237	124,915
		외래 Outpatient	41,073,978	41,046,698	68,502,057	21,772,197	204,154,114
	상 급 중 합 병 원 Tertiary hospital	소계 Subtotal	1,558,523	1,878,260	5,137,031	503,331	28,512,605
		입원 Inpatient	100,940	427,820	1,143,091	1,089	23,831
		외래 Outpatient	1,457,583	1,450,440	3,993,940	502,242	28,488,774
	종 합 병 원 General hospital	소계 Subtotal	2,502,106	2,947,029	5,760,054	920,114	24,417,546
		입원 Inpatient	167,063	616,803	1,418,871	4,203	22,504
		외래 Outpatient	2,335,043	2,330,226	4,341,183	915,911	24,395,042
	병 원 Hospital	소계 Subtotal	3,679,969	4,282,423	5,304,912	1,462,690	16,436,248
		입원 Inpatient	148,166	752,323	1,442,666	2,741	22,885
		외래 Outpatient	3,531,803	3,530,100	3,862,246	1,459,949	16,413,363
	요 양 병 원 Healthcare Institute	소계 Subtotal	38,657	102,494	132,137	12,095	162,435
		입원 Inpatient	5,034	68,878	71,052	18	795
		외래 Outpatient	33,623	33,616	61,085	12,077	161,640
	정 신 병 원 Psychiatric hospital	소계 Subtotal	123,312	445,977	2,293,809	17,997	401,698
		입원 Inpatient	18,457	341,169	394,068	107	1,322
		외래 Outpatient	104,855	104,808	1,899,741	17,890	400,376
	의 원 Clinic	소계 Subtotal	26,556,882	26,780,273	47,232,427	18,217,007	131,521,371
		입원 Inpatient	102,309	335,247	547,943	7,829	50,962
		외래 Outpatient	26,454,573	26,445,026	46,684,484	18,209,178	131,470,409
	치 과 병 원 Dental hospital	소계 Subtotal	255,479	256,197	259,635	46,940	260,375
		입원 Inpatient	392	1,134	3,255	41	488
		외래 Outpatient	255,087	255,063	256,380	46,899	259,887
	치 과 의 원 Dental clinic	소계 Subtotal	3,812,644	3,812,379	3,814,084	587,251	2,251,834
		입원 Inpatient	37	35	155	9	49
		외래 Outpatient	3,812,607	3,812,344	3,813,929	587,242	2,251,785
	조 산 원 Midwifery clinic	소계 Subtotal	66	153	154	-	-
		입원 Inpatient	66	153	154	-	-
		외래 Outpatient	-	-	-	-	-
	보 건 의 료 원 Hospitalized healthcenter	소계 Subtotal	8,404	8,406	14,207	5,223	59,358
		입원 Inpatient	1	4	9	-	-
		외래 Outpatient	8,403	8,402	14,198	5,223	59,358
	보 건 소 Health center	소계 Subtotal	13,562	13,562	16,540	6,022	142,141
		입원 Inpatient	-	-	-	-	-
		외래 Outpatient	13,562	13,562	16,540	6,022	142,141
	보 건 지 소 Health subcenter	소계 Subtotal	8,387	8,387	25,179	1,738	38,815
		입원 Inpatient	-	-	-	-	-
		외래 Outpatient	8,387	8,387	25,179	1,738	38,815
	보 건 진 료 소 Primary health carepost	소계 Subtotal	10,635	10,636	42,669	-	-
		입원 Inpatient	-	-	-	-	-
		외래 Outpatient	10,635	10,636	42,669	-	-
	한 방 병 원 Korean medicine hospital	소계 Subtotal	219,222	305,016	355,870	8,026	74,603
		입원 Inpatient	17,745	103,562	111,533	200	2,079
		외래 Outpatient	201,477	201,454	244,337	7,826	72,524
	한 의 원 Korean medicine clinic	소계 Subtotal	2,847,419	2,853,369	3,256,963	-	-
		입원 Inpatient	1,079	10,735	10,817	-	-
		외래 Outpatient	2,846,340	2,842,634	3,246,146	-	-
약 국 Pharmacy		소계 Subtotal	21,305,480	21,305,480	202,214,441	-	-
		처방 Prescription	21,272,238	21,272,238	202,118,566	-	-
		직접 Without prescription	33,242	33,242	95,875	-	-

주 : 1) 진료일 기준

2) 「의료법」 제 3 조제 2 항제 3 호 개정(2021.3.5. 시행)에 따라 요양기관 종별 구분으로 정신병원 신설

진료 현황(30~34세)

the type of institution (Ages 30~34)

(단위 : 건, 일, 회, 원)
Unit : Claim, Day, Time, KRW

진료비 (천원) Medical Expenses (KRW 1,000)		원외 처방률 Prescription rate (%)	원외처방 횟수당 처방일수 Prescription days per prescription time	건 내원일수 Visits per Claim	건당 진료비 Medical Expenses per claim	건당 급여비 Benefit per claim	일당진료비 Medical Expenses per day	
계 Total	급여비 Benefit						입내원 Visit	요양급여 Reimbursed
3,969,583,698	2,912,978,252	-	-	1.03	63,069	46,281	61,061	14,390
3,426,946,396	2,521,807,146	-	9.38	1.05	82,309	60,569	78,412	46,533
1,039,318,893	842,396,628	-	7.69	4.74	1,851,664	1,500,825	391,036	202,060
2,387,627,503	1,679,410,518	53.04	9.38	1.00	58,130	40,887	58,169	34,855
536,367,668	403,833,622	-	56.65	1.21	344,151	259,113	285,566	104,412
294,433,282	239,806,705	-	21.88	4.24	2,916,914	2,375,735	688,218	257,576
241,934,385	164,026,916	34.63	56.72	1.00	165,983	112,533	166,801	60,575
517,670,282	369,298,546	-	26.54	1.18	206,894	147,595	175,658	89,872
281,712,103	221,915,310	-	5.35	3.69	1,686,263	1,328,333	456,729	198,547
235,958,179	147,383,236	39.31	26.63	1.00	101,051	63,118	101,260	54,353
514,950,191	388,768,302	-	11.24	1.16	139,933	105,644	120,247	97,070
265,959,101	218,011,472	-	8.35	5.08	1,795,008	1,471,400	353,517	184,353
248,991,091	170,756,830	41.36	11.24	1.00	70,500	48,348	70,534	64,468
8,746,748	6,931,934	-	13.43	2.65	226,266	179,319	85,339	66,195
7,158,203	5,684,651	-	44.17	13.68	1,421,971	1,129,251	103,926	100,746
1,588,545	1,247,284	35.93	13.38	1.00	47,246	37,096	47,256	26,005
43,570,563	33,978,115	-	22.32	3.62	353,336	275,546	97,697	18,995
34,887,395	27,466,657	-	12.36	18.48	1,890,199	1,488,143	102,258	88,531
8,683,167	6,511,457	17.07	22.38	1.00	82,811	62,100	82,848	4,571
1,440,412,275	1,068,573,147	-	7.22	1.01	54,239	40,237	53,786	30,496
139,716,652	118,363,478	-	6.51	3.28	1,365,634	1,156,921	416,757	254,984
1,300,695,623	950,209,669	68.86	7.22	1.00	49,167	35,919	49,185	27,861
15,925,672	9,657,823	-	5.55	1.00	62,337	37,803	62,162	61,339
573,266	430,310	-	11.90	2.89	1,462,414	1,097,730	505,526	176,119
15,352,406	9,227,513	18.39	5.54	1.00	60,185	36,174	60,191	59,881
210,072,827	147,515,065	-	3.83	1.00	55,099	38,691	55,103	55,078
7,452	5,956	-	5.44	0.95	201,402	160,979	212,911	48,077
210,065,375	147,509,109	15.40	3.83	1.00	55,098	38,690	55,101	55,078
91,462	90,280	-	-	2.32	1,385,782	1,367,879	597,788	593,906
91,462	90,280	-	-	2.32	1,385,782	1,367,879	597,788	593,906
-	-	-	-	-	-	-	-	-
278,933	200,617	-	11.36	1.00	33,190	23,872	33,183	19,633
577	447	-	-	4.00	576,820	446,990	144,205	64,091
278,356	200,170	62.16	11.36	1.00	33,126	23,821	33,130	19,605
83,224	70,431	-	23.60	1.00	6,137	5,193	6,137	5,032
-	-	-	-	-	-	-	-	-
83,224	70,431	44.40	23.60	1.00	6,137	5,193	6,137	5,032
79,538	65,208	-	22.33	1.00	9,483	7,775	9,483	3,159
-	-	-	-	-	-	-	-	-
79,538	65,208	20.72	22.33	1.00	9,483	7,775	9,483	3,159
105,613	95,297	-	-	1.00	9,931	8,961	9,930	2,475
-	-	-	-	-	-	-	-	-
105,613	95,297	-	-	1.00	9,931	8,961	9,930	2,475
21,184,789	14,234,162	-	9.30	1.39	96,636	64,930	69,455	59,530
13,484,854	9,693,619	-	10.40	5.84	759,924	546,273	130,210	120,905
7,699,935	4,540,543	3.88	9.27	1.00	38,217	22,536	38,222	31,514
117,406,612	78,494,596	-	-	1.00	41,233	27,567	41,147	36,048
1,294,546	927,741	-	-	9.95	1,199,765	859,815	120,591	119,677
116,112,066	77,566,855	-	-	1.00	40,793	27,251	40,847	35,769
542,637,302	391,171,106	-	-	1.00	25,469	18,360	25,469	2,683
542,372,094	391,010,284	-	-	1.00	25,497	18,381	25,497	2,683
265,209	160,822	-	-	1.00	7,978	4,838	7,978	2,766

Note : 1) Based on the date of service provided

2) Psychiatric hospital was newly added to provider type classification as per the amendment of the Medical Service Act (Article 3-2-3, March 5, 2021)

구 분 Division			청 구 건 수 Claims	일 수 Number of Days		원외처방횟수 Prescription times	원외처방일수 Prescription days
				입 내 원 Visit	요 양 급 여 Reimbursed		
총 계 Total			66,369,187	68,486,306	337,366,024	-	-
의료기관 및 보건기관 Medical institution and Community health agency	소 계 Subtotal	소계 Subtotal	42,907,941	45,025,060	74,409,311	23,864,604	265,098,082
		입원 Inpatient	549,696	2,694,593	5,360,023	16,305	144,777
		외래 Outpatient	42,358,245	42,330,467	69,049,288	23,848,299	264,953,305
	상 급 중 합 병 원 Tertiary hospital	소계 Subtotal	1,728,980	2,084,321	5,278,308	556,804	35,798,150
		입원 Inpatient	106,505	469,578	1,296,376	1,623	37,867
		외래 Outpatient	1,622,475	1,614,743	3,981,932	555,181	35,760,283
	종 합 병 원 General hospital	소계 Subtotal	2,743,997	3,233,819	6,336,407	1,065,500	34,711,516
		입원 Inpatient	168,834	664,468	1,549,899	4,025	26,905
		외래 Outpatient	2,575,163	2,569,351	4,786,508	1,061,475	34,684,611
	병 원 Hospital	소계 Subtotal	3,325,699	3,884,571	5,017,911	1,546,174	19,846,670
		입원 Inpatient	133,324	693,911	1,404,517	2,872	26,657
		외래 Outpatient	3,192,375	3,190,660	3,613,394	1,543,302	19,820,013
	요 양 병 원 Healthcare Institute	소계 Subtotal	52,580	156,069	216,584	14,651	242,617
		입원 Inpatient	9,559	113,056	117,015	11	193
		외래 Outpatient	43,021	43,013	99,569	14,640	242,424
	정 신 병 원 Psychiatric hospital	소계 Subtotal	118,315	416,484	2,298,165	17,417	402,376
		입원 Inpatient	16,760	315,007	364,673	63	1,027
		외래 Outpatient	101,555	101,477	1,933,492	17,354	401,349
	의 원 Clinic	소계 Subtotal	27,737,110	27,915,274	47,351,056	20,000,215	171,213,572
		입원 Inpatient	87,052	274,229	450,219	7,334	47,946
		외래 Outpatient	27,650,058	27,641,045	46,900,837	19,992,881	171,165,626
	치 과 병 원 Dental hospital	소계 Subtotal	220,541	221,173	223,687	40,969	227,307
		입원 Inpatient	357	999	2,813	26	228
		외래 Outpatient	220,184	220,174	220,874	40,943	227,079
	치 과 의 원 Dental clinic	소계 Subtotal	3,638,944	3,638,712	3,640,906	600,776	2,270,606
		입원 Inpatient	16	13	53	4	22
		외래 Outpatient	3,638,928	3,638,699	3,640,853	600,772	2,270,584
	조 산 원 Midwifery clinic	소계 Subtotal	71	169	169	-	-
		입원 Inpatient	71	169	169	-	-
		외래 Outpatient	-	-	-	-	-
	보 건 의 료 원 Hospitalized healthcenter	소계 Subtotal	8,112	8,148	18,387	5,151	69,838
		입원 Inpatient	7	43	63	3	29
		외래 Outpatient	8,105	8,105	18,324	5,148	69,809
	보 건 소 Health center	소계 Subtotal	13,170	13,170	15,207	6,101	179,010
		입원 Inpatient	-	-	-	-	-
		외래 Outpatient	13,170	13,170	15,207	6,101	179,010
	보 건 지 소 Health subcenter	소계 Subtotal	8,452	8,452	26,575	1,529	39,481
		입원 Inpatient	-	-	-	-	-
		외래 Outpatient	8,452	8,452	26,575	1,529	39,481
	보 건 진 료 소 Primary health carepost	소계 Subtotal	13,180	13,181	55,169	-	-
		입원 Inpatient	-	-	-	-	-
		외래 Outpatient	13,180	13,181	55,169	-	-
	한 방 병 원 Korean medicine hospital	소계 Subtotal	247,988	373,296	431,308	9,317	96,939
		입원 Inpatient	26,022	151,342	162,345	344	3,903
		외래 Outpatient	221,966	221,954	268,963	8,973	93,036
	한 의 원 Korean medicine clinic	소계 Subtotal	3,050,802	3,058,221	3,499,472	-	-
		입원 Inpatient	1,189	11,778	11,881	-	-
		외래 Outpatient	3,049,613	3,046,443	3,487,591	-	-
약 국 Pharmacy		소계 Subtotal	23,461,246	23,461,246	262,956,713	-	-
		처방 Prescription	23,414,225	23,414,225	262,820,196	-	-
		직접 Without prescription	47,021	47,021	136,517	-	-

주 : 1) 진료일 기준

2) 「의료법」 제 3 조제 2 항제 3 호 개정(2021.3.5. 시행)에 따라 요양기관 종별 구분으로 정신병원 신설

진료 현황(35~39세)

the type of institution (Ages 35~39)

(단위 : 건, 일, 회, 원)
Unit : Claim, Day, Time, KRW

진료비 (천원) Medical Expenses (KRW 1,000)		원외 처방률 Prescription rate (%)	원외처방 횟수당 처방일수 Prescription days per prescription time	건 내원일수 Visits per Claim	건당 진료비 Medical Expenses per claim	건당 급여비 Benefit per claim	일당진료비 Medical Expenses per day	
계 Total	급여비 Benefit						입내원 Visit	요양급여 Reimbursed
4,151,029,046	3,026,963,761	-	-	1.03	62,545	45,608	60,611	12,304
3,490,937,537	2,551,685,417	-	11.11	1.05	81,359	59,469	77,533	46,915
1,065,463,060	855,746,244	-	8.88	4.90	1,938,277	1,556,763	395,408	198,780
2,425,474,477	1,695,939,173	56.34	11.11	1.00	57,261	40,038	57,299	35,127
627,391,062	479,126,873	-	64.29	1.21	362,868	277,115	301,005	118,862
351,284,557	287,523,444	-	23.33	4.41	3,298,292	2,699,624	748,086	270,974
276,106,505	191,603,429	34.38	64.41	1.00	170,176	118,093	170,991	69,340
579,558,754	414,153,683	-	32.58	1.18	211,210	150,931	179,218	91,465
313,562,125	246,816,097	-	6.68	3.94	1,857,221	1,461,886	471,900	202,311
265,996,629	167,337,586	41.31	32.68	1.00	103,293	64,981	103,527	55,572
444,871,448	325,481,635	-	12.84	1.17	133,768	97,869	114,523	88,657
227,215,770	181,168,558	-	9.28	5.20	1,704,238	1,358,859	327,442	161,775
217,655,678	144,313,077	48.37	12.84	1.00	68,180	45,206	68,217	60,236
14,283,832	11,447,234	-	16.56	2.97	271,659	217,711	91,523	65,951
12,155,420	9,749,141	-	17.55	11.83	1,271,620	1,019,891	107,517	103,879
2,128,413	1,698,092	34.04	16.56	1.00	49,474	39,471	49,483	21,376
40,433,413	31,605,725	-	23.10	3.52	341,744	267,132	97,083	17,594
32,109,905	25,326,005	-	16.30	18.80	1,915,865	1,511,098	101,934	88,051
8,323,509	6,279,720	17.10	23.13	1.00	81,961	61,836	82,024	4,305
1,421,559,189	1,040,484,855	-	8.56	1.01	51,251	37,512	50,924	30,022
107,511,107	89,443,388	-	6.54	3.15	1,235,022	1,027,471	392,049	238,797
1,314,048,082	951,041,467	72.33	8.56	1.00	47,524	34,396	47,540	28,018
13,478,283	8,175,423	-	5.55	1.00	61,115	37,070	60,940	60,255
491,464	368,173	-	8.77	2.80	1,376,651	1,031,297	491,956	174,712
12,986,819	7,807,250	18.60	5.55	1.00	58,982	35,458	58,984	58,797
197,957,906	138,909,417	-	3.78	1.00	54,400	38,173	54,403	54,371
2,359	1,887	-	5.50	0.81	147,423	117,944	181,443	44,505
197,955,548	138,907,530	16.51	3.78	1.00	54,399	38,173	54,403	54,371
132,951	131,674	-	-	2.38	1,872,549	1,854,557	786,692	786,692
132,951	131,674	-	-	2.38	1,872,549	1,854,557	786,692	786,692
-	-	-	-	-	-	-	-	-
292,304	209,073	-	13.56	1.00	36,034	25,773	35,874	15,897
3,046	2,295	-	9.67	6.14	435,201	327,823	70,847	48,356
289,258	206,779	63.52	13.56	1.00	35,689	25,512	35,689	15,786
77,272	65,828	-	29.34	1.00	5,867	4,998	5,867	5,081
-	-	-	-	-	-	-	-	-
77,272	65,828	46.32	29.34	1.00	5,867	4,998	5,867	5,081
81,164	65,879	-	25.82	1.00	9,603	7,794	9,603	3,054
-	-	-	-	-	-	-	-	-
81,164	65,879	18.09	25.82	1.00	9,603	7,794	9,603	3,054
134,552	120,522	-	-	1.00	10,209	9,144	10,208	2,439
-	-	-	-	-	-	-	-	-
134,552	120,522	-	-	1.00	10,209	9,144	10,208	2,439
28,173,771	19,300,863	-	10.40	1.51	113,609	77,830	75,473	65,322
19,615,395	14,216,439	-	11.35	5.82	753,800	546,324	129,610	120,825
8,558,377	5,084,424	4.04	10.37	1.00	38,557	22,906	38,559	31,820
122,511,635	82,406,734	-	-	1.00	40,157	27,011	40,060	35,009
1,378,962	999,144	-	-	9.91	1,159,766	840,323	117,079	116,064
121,132,673	81,407,591	-	-	1.00	39,721	26,694	39,762	34,732
660,091,509	475,278,344	-	-	1.00	28,135	20,258	28,135	2,510
659,715,536	475,050,284	-	-	1.00	28,176	20,289	28,176	2,510
375,973	228,059	-	-	1.00	7,996	4,850	7,996	2,754

Note : 1) Based on the date of service provided

2) Psychiatric hospital was newly added to provider type classification as per the amendment of the Medical Service Act (Article 3-2-3, March 5, 2021)

구 분 Division			청 구 건 수 Claims	일 수 Number of Days		원외처방횟수 Prescription times	원외처방일수 Prescription days
				입 내 원 Visit	요 양 급 여 Reimbursed		
총 계 Total			83,087,115	85,919,971	524,152,035	-	-
의료기관 및 보건기관 Medical institution and Community health agency	소 계 Subtotal	소계 Subtotal	53,582,570	56,415,426	92,995,424	29,965,865	434,160,358
		입원 Inpatient	690,304	3,559,669	7,278,477	20,961	216,636
		외래 Outpatient	52,892,266	52,855,757	85,716,947	29,944,904	433,943,722
	상 급 중 합 병 원 Tertiary hospital	소계 Subtotal	2,463,146	2,934,076	7,194,941	804,214	58,818,984
		입원 Inpatient	141,612	623,696	1,807,935	2,361	57,418
		외래 Outpatient	2,321,534	2,310,380	5,387,006	801,853	58,761,566
	종 합 병 원 General hospital	소계 Subtotal	3,779,379	4,472,571	8,916,479	1,555,879	61,337,049
		입원 Inpatient	219,117	920,645	2,205,418	5,231	47,745
		외래 Outpatient	3,560,262	3,551,926	6,711,061	1,550,648	61,289,304
	병 원 Hospital	소계 Subtotal	3,570,059	4,235,452	5,877,017	1,851,943	30,251,524
		입원 Inpatient	148,600	816,122	1,789,925	3,271	35,677
		외래 Outpatient	3,421,459	3,419,330	4,087,092	1,848,672	30,215,847
	요 양 병 원 Healthcare Institute	소계 Subtotal	97,006	352,985	475,241	22,630	471,633
		입원 Inpatient	24,461	280,446	293,603	34	863
		외래 Outpatient	72,545	72,539	181,638	22,596	470,770
	정 신 병 원 Psychiatric hospital	소계 Subtotal	144,170	494,616	2,901,418	21,772	539,258
		입원 Inpatient	18,643	369,252	424,727	65	1,084
		외래 Outpatient	125,527	125,364	2,476,691	21,707	538,174
	의 원 Clinic	소계 Subtotal	33,886,934	34,054,667	56,938,374	24,775,228	278,436,650
		입원 Inpatient	89,867	268,140	453,959	9,319	64,512
		외래 Outpatient	33,797,067	33,786,527	56,484,415	24,765,909	278,372,138
	치 과 병 원 Dental hospital	소계 Subtotal	262,082	263,014	266,273	51,605	294,860
		입원 Inpatient	387	1,339	3,546	44	278
		외래 Outpatient	261,695	261,675	262,727	51,561	294,582
	치 과 의 원 Dental clinic	소계 Subtotal	4,631,672	4,631,350	4,634,524	848,041	3,175,580
		입원 Inpatient	7	6	8	6	36
		외래 Outpatient	4,631,665	4,631,344	4,634,516	848,035	3,175,544
	조 산 원 Midwifery clinic	소계 Subtotal	23	59	59	-	-
		입원 Inpatient	23	59	59	-	-
		외래 Outpatient	-	-	-	-	-
	보 건 의 료 원 Hospitalized healthcenter	소계 Subtotal	11,657	11,731	36,164	7,222	126,221
		입원 Inpatient	10	84	114	1	5
		외래 Outpatient	11,647	11,647	36,050	7,221	126,216
	보 건 소 Health center	소계 Subtotal	22,537	22,537	28,152	11,573	446,521
		입원 Inpatient	-	-	-	-	-
		외래 Outpatient	22,537	22,537	28,152	11,573	446,521
	보 건 지 소 Health subcenter	소계 Subtotal	14,249	14,249	53,531	2,692	89,847
		입원 Inpatient	-	-	-	-	-
		외래 Outpatient	14,249	14,249	53,531	2,692	89,847
	보 건 진 료 소 Primary health carepost	소계 Subtotal	21,334	21,334	95,339	-	-
		입원 Inpatient	-	-	-	-	-
		외래 Outpatient	21,334	21,334	95,339	-	-
	한 방 병 원 Korean medicine hospital	소계 Subtotal	353,676	567,935	652,625	13,064	172,211
		입원 Inpatient	45,584	259,941	279,024	629	9,018
		외래 Outpatient	308,092	307,994	373,601	12,435	163,193
	한 의 원 Korean medicine clinic	소계 Subtotal	4,324,646	4,338,850	4,925,287	2	20
		입원 Inpatient	1,993	19,939	20,159	-	-
		외래 Outpatient	4,322,653	4,318,911	4,905,128	2	20
약 국 Pharmacy		소계 Subtotal	29,504,545	29,504,545	431,156,611	-	-
		처방 Prescription	29,425,634	29,425,634	430,927,355	-	-
		직접 Without prescription	78,911	78,911	229,256	-	-

주 : 1) 진료일 기준

2) 「의료법」 제 3 조제 2 항제 3 호 개정(2021.3.5. 시행)에 따라 요양기관 종별 구분으로 정신병원 신설

진료 현황(40~44세)

the type of institution (Ages 40~44)

(단위 : 건, 일, 회, 원)
Unit : Claim, Day, Time, KRW

진 료 비 (천 원) Medical Expenses (KRW 1,000)		원 외 처방률 Prescription rate (%)	원외처방 횟수당 처방일수 Prescription days per prescription time	건 내원일수 Visits per Claim	건 당 진료비 Medical Expenses perclaim	건 당 금 여 비 Benefit per claim	일 당 진 료 비 Medical Expenses per day	
계 Total	금 여 비 Benefit						입 내 원 Visit	요 양 금 여 Reimbursed
5,386,855,897	3,905,235,803	-	-	1.03	64,834	47,002	62,696	10,277
4,388,633,584	3,184,072,839	-	14.49	1.05	81,904	59,424	77,791	47,192
1,374,261,335	1,085,432,890	-	10.34	5.16	1,990,806	1,572,398	386,064	188,812
3,014,372,249	2,098,639,949	56.65	14.49	1.00	56,991	39,678	57,030	35,167
909,723,813	700,916,690	-	73.14	1.19	369,334	284,562	310,055	126,439
504,615,543	411,886,705	-	24.32	4.40	3,563,367	2,908,558	809,073	279,112
405,108,270	289,029,985	34.71	73.28	1.00	174,500	124,500	175,343	75,201
806,130,152	577,680,198	-	39.42	1.18	213,297	152,851	180,239	90,409
448,458,961	351,997,987	-	9.13	4.20	2,046,664	1,606,439	487,114	203,344
357,671,190	225,682,211	43.66	39.52	1.00	100,462	63,389	100,698	53,296
449,326,438	310,519,387	-	16.34	1.19	125,860	86,979	106,087	76,455
232,853,428	174,827,213	-	10.91	5.49	1,566,981	1,176,495	285,317	130,091
216,473,010	135,692,174	54.07	16.34	1.00	63,269	39,659	63,309	52,965
31,034,186	24,991,804	-	20.84	3.64	319,920	257,632	87,919	65,302
27,228,204	21,940,029	-	25.38	11.47	1,113,127	896,939	97,089	92,738
3,805,981	3,051,775	31.15	20.83	1.00	52,464	42,067	52,468	20,954
47,114,158	36,803,020	-	24.77	3.43	326,796	255,275	95,254	16,238
37,382,392	29,479,353	-	16.68	19.81	2,005,170	1,581,256	101,238	88,015
9,731,766	7,323,668	17.32	24.79	1.00	77,527	58,343	77,628	3,929
1,665,513,792	1,201,861,411	-	11.24	1.00	49,149	35,467	48,907	29,251
86,788,092	68,220,811	-	6.92	2.98	965,739	759,131	323,667	191,180
1,578,725,701	1,133,640,600	73.30	11.24	1.00	46,712	33,543	46,726	27,950
15,761,022	9,593,759	-	5.71	1.00	60,138	36,606	59,925	59,191
646,363	495,453	-	6.32	3.46	1,670,187	1,280,241	482,720	182,279
15,114,660	9,098,306	19.70	5.71	1.00	57,757	34,767	57,761	57,530
249,830,557	175,208,700	-	3.74	1.00	53,940	37,828	53,943	53,906
701	561	-	6.00	0.86	100,187	80,154	116,885	87,664
249,829,855	175,208,139	18.31	3.74	1.00	53,940	37,828	53,943	53,906
37,166	36,678	-	-	2.57	1,615,894	1,594,675	629,925	629,925
37,166	36,678	-	-	2.57	1,615,894	1,594,675	629,925	629,925
-	-	-	-	-	-	-	-	-
433,172	309,040	-	17.48	1.01	37,160	26,511	36,925	11,978
7,198	5,623	-	5.00	8.40	719,800	562,294	85,690	63,140
425,974	303,417	62.00	17.48	1.00	36,574	26,051	36,574	11,816
134,471	114,448	-	38.58	1.00	5,967	5,078	5,967	4,777
-	-	-	-	-	-	-	-	-
134,471	114,448	51.35	38.58	1.00	5,967	5,078	5,967	4,777
152,949	122,086	-	33.38	1.00	10,734	8,568	10,734	2,857
-	-	-	-	-	-	-	-	-
152,949	122,086	18.89	33.38	1.00	10,734	8,568	10,734	2,857
227,357	201,824	-	-	1.00	10,657	9,460	10,657	2,385
-	-	-	-	-	-	-	-	-
227,357	201,824	-	-	1.00	10,657	9,460	10,657	2,385
45,850,210	32,024,424	-	13.18	1.61	129,639	90,547	80,731	70,255
33,902,359	24,831,871	-	14.34	5.70	743,734	544,750	130,423	121,503
11,947,851	7,192,553	4.04	13.12	1.00	38,780	23,345	38,792	31,980
167,364,141	113,689,369	-	10.00	1.00	38,700	26,289	38,573	33,981
2,340,928	1,710,606	-	-	10.00	1,174,575	858,307	117,404	116,123
165,023,213	111,978,763	0.00	10.00	1.00	38,176	25,905	38,209	33,643
998,222,313	721,162,965	-	-	1.00	33,833	24,442	33,833	2,315
997,598,239	720,784,188	-	-	1.00	33,902	24,495	33,902	2,315
624,074	378,777	-	-	1.00	7,909	4,800	7,909	2,722

Note : 1) Based on the date of service provided

2) Psychiatric hospital was newly added to provider type classification as per the amendment of the Medical Service Act (Article 3-2-3, March 5, 2021)

제III-15-10표
Table III-15-10

요양기관종별

Current status of benefit cost by

구 분 Division			청 구 건 수 Claims	일 수 Number of Days		원외처방횟수 Prescription times	원외처방일수 Prescription days
				입 내 원 Visit	요 양 급 여 Reimbursed		
총 계 Total			86,939,036	90,522,184	663,221,342	-	-
의료기관 및 보건기관 Medical institution and Community health agency	소 계 Subtotal	소계 Subtotal	56,455,658	60,038,806	96,409,956	30,872,673	568,755,968
		입원 Inpatient	777,164	4,399,798	8,761,819	21,655	273,896
		외래 Outpatient	55,678,494	55,639,008	87,648,137	30,851,018	568,482,072
	상 급 중 합 병 원 Tertiary hospital	소계 Subtotal	2,954,236	3,517,283	8,509,807	1,000,847	77,950,448
		입원 Inpatient	163,498	739,470	2,159,769	3,254	87,280
		외래 Outpatient	2,790,738	2,777,813	6,350,038	997,593	77,863,168
	종 합 병 원 General hospital	소계 Subtotal	4,311,264	5,145,170	10,651,518	1,884,221	85,307,585
		입원 Inpatient	236,574	1,080,718	2,591,016	5,672	64,928
		외래 Outpatient	4,074,690	4,064,452	8,060,502	1,878,549	85,242,657
	병 원 Hospital	소계 Subtotal	3,583,288	4,398,891	6,349,430	1,918,850	39,123,865
		입원 Inpatient	163,384	981,298	2,117,922	3,207	42,503
		외래 Outpatient	3,419,904	3,417,593	4,231,508	1,915,643	39,081,362
	요 양 병 원 Healthcare Institute	소계 Subtotal	148,798	640,572	836,094	30,110	763,573
		입원 Inpatient	44,866	536,688	560,782	39	920
		외래 Outpatient	103,932	103,884	275,312	30,071	762,653
	정 신 병 원 Psychiatric hospital	소계 Subtotal	147,246	570,669	3,003,845	22,252	583,836
		입원 Inpatient	22,925	446,519	507,667	114	2,297
		외래 Outpatient	124,321	124,150	2,496,178	22,138	581,539
	의 원 Clinic	소계 Subtotal	34,133,504	34,309,790	54,565,091	24,865,552	359,284,664
		입원 Inpatient	87,748	274,654	457,351	8,555	64,758
		외래 Outpatient	34,045,756	34,035,136	54,107,740	24,856,997	359,219,906
	치 과 병 원 Dental hospital	소계 Subtotal	287,130	288,134	291,411	60,895	344,980
		입원 Inpatient	382	1,407	3,470	47	386
		외래 Outpatient	286,748	286,727	287,941	60,848	344,594
	치 과 의 원 Dental clinic	소계 Subtotal	5,038,580	5,038,267	5,042,513	1,044,107	3,875,050
		입원 Inpatient	4	3	5	3	15
		외래 Outpatient	5,038,576	5,038,264	5,042,508	1,044,104	3,875,035
	조 산 원 Midwifery clinic	소계 Subtotal	2	5	5	-	-
		입원 Inpatient	2	5	5	-	-
		외래 Outpatient	-	-	-	-	-
	보 건 의 료 원 Hospitalized healthcenter	소계 Subtotal	13,965	13,995	53,197	8,769	204,318
		입원 Inpatient	6	36	56	1	7
		외래 Outpatient	13,959	13,959	53,141	8,768	204,311
	보 건 소 Health center	소계 Subtotal	32,849	32,849	40,432	18,557	892,738
		입원 Inpatient	-	-	-	-	-
		외래 Outpatient	32,849	32,849	40,432	18,557	892,738
	보 건 지 소 Health subcenter	소계 Subtotal	21,619	21,619	116,846	4,198	189,859
		입원 Inpatient	-	-	-	-	-
		외래 Outpatient	21,619	21,619	116,846	4,198	189,859
	보 건 진 료 소 Primary health carepost	소계 Subtotal	33,384	33,387	158,058	-	-
		입원 Inpatient	-	-	-	-	-
		외래 Outpatient	33,384	33,387	158,058	-	-
	한 방 병 원 Korean medicine hospital	소계 Subtotal	409,831	672,003	775,242	14,315	235,052
		입원 Inpatient	55,698	317,900	342,424	763	10,802
		외래 Outpatient	354,133	354,103	432,818	13,552	224,250
	한 의 원 Korean medicine clinic	소계 Subtotal	5,339,962	5,356,172	6,016,467	-	-
		입원 Inpatient	2,077	21,100	21,352	-	-
		외래 Outpatient	5,337,885	5,335,072	5,995,115	-	-
약 국 Pharmacy	소 계 Subtotal	소계 Subtotal	30,483,378	30,483,378	566,811,386	-	-
		처방 Prescription	30,375,914	30,375,914	566,499,044	-	-
		직접 Without prescription	107,464	107,464	312,342	-	-

주 : 1) 진료일 기준

2) 「의료법」 제 3 조제 2 항제 3 호 개정(2021.3.5. 시행)에 따라 요양기관 종별 구분으로 정신병원 신설

진료 현황(45~49세)

the type of institution (Ages 45~49)

(단위 : 건, 일, 회, 원)
Unit : Claim, Day, Time, KRW

진 료 비 (천 원) Medical Expenses (KRW 1,000)		원 외 처방률 Prescription rate (%)	원외처방 횟수당 처방일수 Prescription days per prescription time	건 내원일수 Visits per Claim	건 당 진료비 Medical Expenses perclaim	건 당 급 여 비 Benefit per claim	일 당 진 료 비 Medical Expenses per day	
계 Total	급 여 비 Benefit						입 내 원 Visit	요 양 급 여 Reimbursed
5,996,309,764	4,380,299,847	-	-	1.04	68,971	50,384	66,241	9,041
4,766,492,287	3,489,494,187	-	18.42	1.06	84,429	61,809	79,390	49,440
1,648,787,522	1,311,969,938	-	12.65	5.66	2,121,544	1,688,151	374,742	188,179
3,117,704,765	2,177,524,249	55.45	18.43	1.00	55,995	39,109	56,035	35,571
1,118,745,259	874,014,608	-	77.88	1.19	378,692	295,851	318,071	131,465
625,950,180	515,925,389	-	26.82	4.52	3,828,488	3,155,546	846,485	289,823
492,795,079	358,089,219	35.91	78.05	1.00	176,582	128,313	177,404	77,605
927,386,660	675,393,379	-	45.27	1.19	215,108	156,658	180,244	87,066
535,024,752	424,590,219	-	11.45	4.57	2,261,553	1,794,746	495,064	206,492
392,361,908	250,803,161	46.22	45.38	1.00	96,292	61,551	96,535	48,677
463,325,840	319,217,889	-	20.39	1.23	129,302	89,085	105,328	72,971
266,202,755	198,594,014	-	13.25	6.01	1,629,307	1,215,505	271,276	125,691
197,123,085	120,623,876	56.05	20.40	1.00	57,640	35,271	57,679	46,585
58,280,665	47,077,377	-	25.36	4.30	391,676	316,384	90,982	69,706
52,573,709	42,443,187	-	23.59	11.96	1,171,794	945,999	97,960	93,751
5,706,956	4,634,189	28.95	25.36	1.00	54,910	44,589	54,936	20,729
53,771,338	42,451,612	-	26.24	3.88	365,180	288,304	94,225	17,901
44,508,807	35,430,466	-	20.15	19.48	1,941,496	1,545,495	99,680	87,673
9,262,532	7,021,147	17.83	26.27	1.00	74,505	56,476	74,608	3,711
1,604,476,796	1,156,547,562	-	14.45	1.01	47,006	33,883	46,764	29,405
80,253,451	62,222,911	-	7.57	3.13	914,590	709,109	292,198	175,475
1,524,223,345	1,094,324,651	73.03	14.45	1.00	44,770	32,143	44,784	28,170
16,957,250	10,302,819	-	5.67	1.00	59,058	35,882	58,852	58,190
580,581	438,238	-	8.21	3.68	1,519,847	1,147,219	412,638	167,315
16,376,668	9,864,581	21.22	5.66	1.00	57,112	34,402	57,116	56,875
268,283,978	188,203,254	-	3.71	1.00	53,246	37,352	53,249	53,204
407	325	-	5.00	0.75	101,703	81,365	135,603	81,362
268,283,572	188,202,928	20.72	3.71	1.00	53,246	37,352	53,249	53,204
3,141	3,094	-	-	2.50	1,570,710	1,547,190	628,284	628,284
3,141	3,094	-	-	2.50	1,570,710	1,547,190	628,284	628,284
-	-	-	-	-	-	-	-	-
513,143	365,320	-	23.30	1.00	36,745	26,160	36,666	9,646
2,479	1,977	-	7.00	6.00	413,108	329,423	68,851	44,262
510,664	363,343	62.81	23.30	1.00	36,583	26,029	36,583	9,610
195,863	167,957	-	48.11	1.00	5,963	5,113	5,963	4,844
-	-	-	-	-	-	-	-	-
195,863	167,957	56.49	48.11	1.00	5,963	5,113	5,963	4,844
290,445	224,109	-	45.23	1.00	13,435	10,366	13,435	2,486
-	-	-	-	-	-	-	-	-
290,445	224,109	19.42	45.23	1.00	13,435	10,366	13,435	2,486
369,908	326,342	-	-	1.00	11,080	9,775	11,079	2,340
-	-	-	-	-	-	-	-	-
369,908	326,342	-	-	1.00	11,080	9,775	11,079	2,340
54,853,871	38,735,874	-	16.42	1.64	133,845	94,517	81,627	70,757
41,214,498	30,507,268	-	14.16	5.71	739,964	547,726	129,646	120,361
13,639,373	8,228,606	3.83	16.55	1.00	38,515	23,236	38,518	31,513
199,038,130	136,462,990	-	-	1.00	37,273	25,555	37,161	33,082
2,472,762	1,812,850	-	-	10.16	1,190,545	872,821	117,193	115,809
196,565,369	134,650,140	-	-	1.00	36,825	25,225	36,844	32,788
1,229,817,477	890,805,661	-	-	1.00	40,344	29,223	40,344	2,170
1,228,973,061	890,293,239	-	-	1.00	40,459	29,309	40,459	2,169
844,416	512,421	-	-	1.00	7,858	4,768	7,858	2,703

Note : 1) Based on the date of service provided

2) Psychiatric hospital was newly added to provider type classification as per the amendment of the Medical Service Act (Article 3-2-3, March 5, 2021)

제III-15-11표
Table III-15-11

요양기관종별
Current status of benefit cost by

구 분 Division			청 구 건 수 Claims	일 수 Number of Days		원외처방횟수 Prescription times	원외처방일수 Prescription days
				입 내 원 Visit	요 양 급 여 Reimbursed		
총 계 Total			112,949,026	118,304,506	989,792,273	-	-
의료기관 및 보건기관 Medical institution and Community health agency	소 계 Subtotal	소계 Subtotal	73,459,376	78,814,856	121,928,985	39,868,431	868,403,062
		입원 Inpatient	1,053,791	6,459,819	12,674,154	27,860	406,534
		외래 Outpatient	72,405,585	72,355,037	109,254,831	39,840,571	867,996,528
	상 급 중 합 병 원 Tertiary hospital	소계 Subtotal	4,010,391	4,836,956	11,673,718	1,432,507	114,812,058
		입원 Inpatient	229,952	1,073,910	3,124,272	5,346	139,469
		외래 Outpatient	3,780,439	3,763,046	8,549,446	1,427,161	114,672,589
	종 합 병 원 General hospital	소계 Subtotal	5,895,814	7,085,858	14,703,288	2,721,472	133,374,803
		입원 Inpatient	312,237	1,516,535	3,646,500	7,392	92,029
		외래 Outpatient	5,583,577	5,569,323	11,056,788	2,714,080	133,282,774
	병 원 Hospital	소계 Subtotal	4,687,750	5,908,560	8,549,401	2,582,660	61,940,957
		입원 Inpatient	219,645	1,443,604	3,086,522	4,164	68,116
		외래 Outpatient	4,468,105	4,464,956	5,462,879	2,578,496	61,872,841
	요 양 병 원 Healthcare Institute	소계 Subtotal	259,051	1,211,446	1,529,192	51,180	1,403,088
		입원 Inpatient	83,086	1,035,512	1,080,939	88	2,687
		외래 Outpatient	175,965	175,934	448,253	51,092	1,400,401
	정 신 병 원 Psychiatric hospital	소계 Subtotal	167,578	701,646	3,499,524	25,085	696,726
		입원 Inpatient	27,776	562,073	634,120	135	2,339
		외래 Outpatient	139,802	139,573	2,865,404	24,950	694,387
	의 원 Clinic	소계 Subtotal	43,118,965	43,368,752	64,684,697	31,362,918	546,800,313
		입원 Inpatient	106,278	369,407	605,909	9,489	82,984
		외래 Outpatient	43,012,687	42,999,345	64,078,788	31,353,429	546,717,329
	치 과 병 원 Dental hospital	소계 Subtotal	393,207	394,292	398,217	86,864	486,483
		입원 Inpatient	426	1,534	4,070	57	374
		외래 Outpatient	392,781	392,758	394,147	86,807	486,109
	치 과 의 원 Dental clinic	소계 Subtotal	6,708,485	6,708,026	6,714,317	1,527,695	5,635,187
		입원 Inpatient	4	3	9	1	7
		외래 Outpatient	6,708,481	6,708,023	6,714,308	1,527,694	5,635,180
	조 산 원 Midwifery clinic	소계 Subtotal	-	-	-	-	-
		입원 Inpatient	-	-	-	-	-
		외래 Outpatient	-	-	-	-	-
보 건 의 료 원 Hospitalized healthcenter	소계 Subtotal	21,963	22,033	97,274	13,741	394,250	
	입원 Inpatient	12	82	111	-	-	
	외래 Outpatient	21,951	21,951	97,163	13,741	394,250	
보 건 소 Health center	소계 Subtotal	61,802	61,802	72,539	37,408	2,052,711	
	입원 Inpatient	-	-	-	-	-	
	외래 Outpatient	61,802	61,802	72,539	37,408	2,052,711	
보 건 지 소 Health subcenter	소계 Subtotal	40,282	40,282	283,281	9,124	471,572	
	입원 Inpatient	-	-	-	-	-	
	외래 Outpatient	40,282	40,282	283,281	9,124	471,572	
보 건 진 료 소 Primary health carepost	소계 Subtotal	69,655	69,660	354,908	-	-	
	입원 Inpatient	-	-	-	-	-	
	외래 Outpatient	69,655	69,660	354,908	-	-	
한 방 병 원 Korean medicine hospital	소계 Subtotal	532,801	891,317	1,028,466	17,777	334,914	
	입원 Inpatient	71,810	430,501	464,871	1,188	18,529	
	외래 Outpatient	460,991	460,816	563,595	16,589	316,385	
한 의 원 Korean medicine clinic	소계 Subtotal	7,491,632	7,514,226	8,340,163	-	-	
	입원 Inpatient	2,565	26,658	26,831	-	-	
	외래 Outpatient	7,489,067	7,487,568	8,313,332	-	-	
약 국 Pharmacy	소계 Subtotal	39,489,650	39,489,650	867,863,288	-	-	
	처방 Prescription	39,326,719	39,326,719	867,390,826	-	-	
	직접 Without prescription	162,931	162,931	472,462	-	-	

주 : 1) 진료일 기준
2) 「의료법」 제 3 조제 2 항제 3 호 개정(2021.3.5. 시행)에 따라 요양기관 종별 구분으로 정신병원 신설

진료 현황(50~54세)

the type of institution (Ages 50~54)

(단위 : 건, 일, 회, 원)
Unit : Claim, Day, Time, KRW

진 료 비 (천 원) Medical Expenses (KRW 1,000)		원 외 처방률 Prescription rate (%)	원외처방 횟수당 처방일수 Prescription days per prescription time	건 당 입내원일수 Visits per Claim	건 당 진료비 Medical Expenses perclaim	건 당 금 여 비 Benefit per claim	일 당 진료비 Medical Expenses per day	
계 Total	금 여 비 Benefit						입 내 원 Visit	요 양 금 여 Reimbursed
8,155,256,671	5,992,357,556	-	-	1.05	72,203	53,054	68,934	8,239
6,348,128,994	4,683,900,900	-	21.78	1.07	86,417	63,762	80,545	52,064
2,343,356,246	1,887,674,064	-	14.59	6.13	2,223,739	1,791,317	362,759	184,893
4,004,772,748	2,796,226,836	55.06	21.79	1.00	55,310	38,619	55,349	36,655
1,553,381,659	1,225,613,786	-	80.15	1.21	387,339	305,610	321,149	133,067
904,324,896	758,478,150	-	26.09	4.67	3,932,668	3,298,419	842,086	289,451
649,056,763	467,135,637	37.93	80.35	1.00	171,688	123,567	172,482	75,918
1,260,124,881	926,061,524	-	49.01	1.20	213,732	157,071	177,837	85,704
740,451,719	594,574,685	-	12.45	4.86	2,371,441	1,904,242	488,252	203,058
519,673,162	331,486,839	48.73	49.11	1.00	93,072	59,368	93,310	47,000
628,089,695	437,537,898	-	23.98	1.26	133,985	93,336	106,302	73,466
377,838,426	283,483,229	-	16.36	6.57	1,720,223	1,290,643	261,733	122,416
250,251,269	154,054,669	57.75	24.00	1.00	56,008	34,479	56,048	45,809
110,437,705	88,694,290	-	27.41	4.68	426,316	342,382	91,162	72,220
101,516,200	81,490,758	-	30.53	12.46	1,221,821	980,800	98,035	93,915
8,921,505	7,203,532	29.04	27.41	1.00	50,700	40,937	50,709	19,903
66,113,410	52,230,589	-	27.77	4.19	394,523	311,679	94,226	18,892
55,957,673	44,523,392	-	17.33	20.24	2,014,605	1,602,945	99,556	88,245
10,155,737	7,707,197	17.88	27.83	1.00	72,644	55,129	72,763	3,544
2,010,243,869	1,452,906,053	-	17.43	1.01	46,621	33,695	46,352	31,078
103,437,018	80,604,799	-	8.75	3.48	973,268	758,434	280,008	170,714
1,906,806,851	1,372,301,254	72.92	17.44	1.00	44,331	31,905	44,345	29,757
22,806,545	13,880,090	-	5.60	1.00	58,001	35,300	57,842	57,272
765,304	594,423	-	6.56	3.60	1,796,489	1,395,359	498,895	188,035
22,041,240	13,285,667	22.10	5.60	1.00	56,116	33,825	56,119	55,921
350,932,518	246,230,113	-	3.69	1.00	52,312	36,704	52,315	52,266
318	254	-	7.00	0.75	79,495	63,600	105,993	35,331
350,932,200	246,229,858	22.77	3.69	1.00	52,312	36,704	52,315	52,266
-	-	-	-	-	-	-	-	-
-	-	-	-	-	-	-	-	-
-	-	-	-	-	-	-	-	-
818,538	581,419	-	28.69	1.00	37,269	26,473	37,151	8,415
5,994	4,551	-	-	6.83	499,502	379,283	73,098	54,000
812,544	576,868	62.60	28.69	1.00	37,016	26,280	37,016	8,363
359,053	309,776	-	54.87	1.00	5,810	5,012	5,810	4,950
-	-	-	-	-	-	-	-	-
359,053	309,776	60.53	54.87	1.00	5,810	5,012	5,810	4,950
662,351	503,234	-	51.68	1.00	16,443	12,493	16,443	2,338
-	-	-	-	-	-	-	-	-
662,351	503,234	22.65	51.68	1.00	16,443	12,493	16,443	2,338
811,020	708,432	-	-	1.00	11,643	10,171	11,643	2,285
-	-	-	-	-	-	-	-	-
811,020	708,432	-	-	1.00	11,643	10,171	11,643	2,285
73,616,445	52,404,969	-	18.84	1.67	138,169	98,357	82,593	71,579
55,976,745	41,651,477	-	15.60	6.00	779,512	580,023	130,027	120,414
17,639,701	10,753,493	3.60	19.07	1.00	38,265	23,327	38,279	31,299
269,731,305	186,238,728	-	-	1.00	36,004	24,860	35,896	32,341
3,081,952	2,268,346	-	-	10.39	1,201,541	884,345	115,611	114,865
266,649,353	183,970,382	-	-	1.00	35,605	24,565	35,612	32,075
1,807,127,677	1,308,456,656	-	-	1.00	45,762	33,134	45,762	2,082
1,805,856,558	1,307,685,404	-	-	1.00	45,919	33,252	45,919	2,082
1,271,119	771,252	-	-	1.00	7,802	4,734	7,802	2,690

Note : 1) Based on the date of service provided

2) Psychiatric hospital was newly added to provider type classification as per the amendment of the Medical Service Act (Article 3-2-3, March 5, 2021)

제III-15-12표
Table III-15-12

요양기관종별

Current status of benefit cost by

구 분 Division			청 구 건 수 Claims	일 수 Number of Days		원외처방횟수 Prescription times	원외처방일수 Prescription days
				입 내 원 Visit	요 양 급 여 Reimbursed		
총 계 Total			118,618,965	125,317,427	1,159,642,365	-	-
의료기관 및 보건기관 Medical institution and Community health agency	소 계 Subtotal	소계 Subtotal	76,763,961	83,462,423	127,296,227	42,174,409	1,033,818,815
		입원 Inpatient	1,193,743	7,946,021	15,283,623	30,113	472,592
		외래 Outpatient	75,570,218	75,516,402	112,012,604	42,144,296	1,033,346,223
	상 급 종 합 병 원 Tertiary hospital	소계 Subtotal	4,490,595	5,482,819	13,340,077	1,698,066	139,515,647
		입원 Inpatient	265,579	1,277,583	3,747,172	6,265	162,247
		외래 Outpatient	4,225,016	4,205,236	9,592,905	1,691,801	139,353,400
	종 합 병 원 General hospital	소계 Subtotal	6,558,925	8,009,157	16,735,356	3,204,953	167,239,530
		입원 Inpatient	345,936	1,812,071	4,318,724	7,811	110,950
		외래 Outpatient	6,212,989	6,197,086	12,416,632	3,197,142	167,128,580
	병 원 Hospital	소계 Subtotal	4,879,452	6,396,816	9,300,885	2,773,617	73,528,044
		입원 Inpatient	245,821	1,766,461	3,718,447	4,859	81,351
		외래 Outpatient	4,633,631	4,630,355	5,582,438	2,768,758	73,446,693
	요 양 병 원 Healthcare Institute	소계 Subtotal	318,228	1,667,914	2,092,292	64,704	1,942,457
		입원 Inpatient	108,822	1,458,547	1,516,922	113	2,562
		외래 Outpatient	209,406	209,367	575,370	64,591	1,939,895
	정 신 병 원 Psychiatric hospital	소계 Subtotal	151,958	736,389	3,191,066	23,979	696,023
		입원 Inpatient	28,256	612,794	675,322	109	2,125
		외래 Outpatient	123,702	123,595	2,515,744	23,870	693,898
	의 원 Clinic	소계 Subtotal	44,345,843	44,656,624	63,946,002	32,502,007	638,449,112
		입원 Inpatient	115,507	439,725	686,844	9,300	86,458
		외래 Outpatient	44,230,336	44,216,899	63,259,158	32,492,707	638,362,654
	치 과 병 원 Dental hospital	소계 Subtotal	406,714	407,849	410,176	92,109	523,681
		입원 Inpatient	363	1,533	3,659	67	480
		외래 Outpatient	406,351	406,316	406,517	92,042	523,201
	치 과 의 원 Dental clinic	소계 Subtotal	7,018,579	7,018,106	7,024,771	1,699,289	6,249,424
		입원 Inpatient	-	-	-	-	-
		외래 Outpatient	7,018,579	7,018,106	7,024,771	1,699,289	6,249,424
	조 산 원 Midwifery clinic	소계 Subtotal	-	-	-	-	-
		입원 Inpatient	-	-	-	-	-
		외래 Outpatient	-	-	-	-	-
	보 건 의 료 원 Hospitalized healthcenter	소계 Subtotal	29,295	29,785	136,310	18,710	627,917
		입원 Inpatient	53	544	733	1	3
		외래 Outpatient	29,242	29,241	135,577	18,709	627,914
	보 건 소 Health center	소계 Subtotal	98,382	98,382	113,908	62,854	3,716,651
		입원 Inpatient	-	-	-	-	-
		외래 Outpatient	98,382	98,382	113,908	62,854	3,716,651
	보 건 지 소 Health subcenter	소계 Subtotal	67,185	67,185	574,193	17,195	984,470
		입원 Inpatient	-	-	-	-	-
		외래 Outpatient	67,185	67,185	574,193	17,195	984,470
	보 건 진 료 소 Primary health carepost	소계 Subtotal	130,944	130,958	736,765	-	-
		입원 Inpatient	-	-	-	-	-
		외래 Outpatient	130,944	130,958	736,765	-	-
	한 방 병 원 Korean medicine hospital	소계 Subtotal	525,563	987,387	1,126,819	16,926	345,859
		입원 Inpatient	80,371	542,247	581,063	1,588	26,416
		외래 Outpatient	445,192	445,140	545,756	15,338	319,443
	한 의 원 Korean medicine clinic	소계 Subtotal	7,742,298	7,773,052	8,567,607	-	-
		입원 Inpatient	3,035	34,516	34,737	-	-
		외래 Outpatient	7,739,263	7,738,536	8,532,870	-	-
약 국 Pharmacy		소계 Subtotal	41,855,004	41,855,004	1,032,346,138	-	-
		처방 Prescription	41,665,716	41,665,716	1,031,796,810	-	-
		직접 Without prescription	189,288	189,288	549,328	-	-

주 : 1) 진료일 기준

2) 「의료법」 제 3 조제 2 항제 3 호 개정(2021.3.5. 시행)에 따라 요양기관 종별 구분으로 정신병원 신설

진료 현황(55~59세)

the type of institution (Ages 55~59)

(단위 : 건, 일, 회, 원)
Unit : Claim, Day, Time, KRW

진료비 (천원) Medical Expenses (KRW 1,000)		원외 처방률 Prescription rate (%)	원외처방 횟수당 처방일수 Prescription days per prescription time	건 당 입내원일수 Visits per Claim	건당 진료비 Medical Expenses per claim	건당 급여비 Benefit per claim	일당진료비 Medical Expenses per day	
계 Total	급여비 Benefit						입내원 Visit	요양급여 Reimbursed
9,086,661,706	6,708,844,975	-	-	1.06	76,604	56,558	72,509	7,836
6,941,455,722	5,157,223,657	-	24.51	1.09	90,426	67,183	83,169	54,530
2,803,633,993	2,272,658,982	-	15.69	6.66	2,348,608	1,903,809	352,835	183,440
4,137,821,729	2,884,564,675	55.81	24.52	1.00	54,755	38,171	54,794	36,941
1,788,694,994	1,418,752,125	-	82.16	1.22	398,320	315,939	326,236	134,084
1,072,835,764	908,663,370	-	25.90	4.81	4,039,611	3,421,443	839,739	286,305
715,859,229	510,088,755	40.23	82.37	1.00	169,433	120,731	170,230	74,624
1,434,054,423	1,062,906,176	-	52.18	1.22	218,642	162,055	179,052	85,690
872,124,363	705,874,712	-	14.20	5.24	2,521,057	2,040,478	481,286	201,940
561,930,060	357,031,465	51.59	52.27	1.00	90,444	57,465	90,676	45,256
714,792,981	503,216,627	-	26.51	1.31	146,490	103,130	111,742	76,852
456,344,605	343,376,367	-	16.74	7.19	1,856,410	1,396,855	258,338	122,725
258,448,377	159,840,260	59.80	26.53	1.00	55,777	34,496	55,816	46,297
157,770,744	126,106,593	-	30.02	5.24	495,779	396,277	94,592	75,406
146,348,557	116,817,069	-	22.67	13.40	1,344,843	1,073,469	100,339	96,477
11,422,187	9,289,524	30.85	30.03	1.00	54,546	44,361	54,556	19,852
68,560,785	54,054,456	-	29.03	4.85	451,182	355,720	93,104	21,485
60,167,009	47,760,862	-	19.50	21.69	2,129,353	1,690,291	98,185	89,094
8,393,776	6,293,594	19.31	29.07	1.00	67,855	50,877	67,914	3,336
2,032,675,275	1,471,253,001	-	19.64	1.01	45,837	33,177	45,518	31,787
119,546,581	93,407,807	-	9.30	3.81	1,034,973	808,677	271,867	174,052
1,913,128,694	1,377,845,194	73.48	19.65	1.00	43,254	31,152	43,267	30,243
23,339,717	14,253,964	-	5.69	1.00	57,386	35,047	57,226	56,902
835,700	673,524	-	7.16	4.22	2,302,203	1,855,438	545,140	228,396
22,504,017	13,580,440	22.65	5.68	1.00	55,381	33,420	55,386	55,358
357,734,731	251,057,999	-	3.68	1.00	50,970	35,770	50,973	50,925
-	-	-	-	-	-	-	-	-
357,734,731	251,057,999	24.21	3.68	1.00	50,970	35,770	50,973	50,925
-	-	-	-	-	-	-	-	-
-	-	-	-	-	-	-	-	-
-	-	-	-	-	-	-	-	-
1,101,584	784,907	-	33.56	1.02	37,603	26,793	36,985	8,081
34,864	28,155	-	3.00	10.26	657,819	531,230	64,089	47,564
1,066,720	756,752	63.98	33.56	1.00	36,479	25,879	36,480	7,868
568,636	492,859	-	59.13	1.00	5,780	5,010	5,780	4,992
-	-	-	-	-	-	-	-	-
568,636	492,859	63.89	59.13	1.00	5,780	5,010	5,780	4,992
1,279,415	958,205	-	57.25	1.00	19,043	14,262	19,043	2,228
-	-	-	-	-	-	-	-	-
1,279,415	958,205	25.59	57.25	1.00	19,043	14,262	19,043	2,228
1,634,092	1,405,143	-	-	1.00	12,479	10,731	12,478	2,218
-	-	-	-	-	-	-	-	-
1,634,092	1,405,143	-	-	1.00	12,479	10,731	12,478	2,218
88,429,058	63,541,707	-	20.43	1.88	168,256	120,902	89,559	78,477
71,465,416	53,146,285	-	16.63	6.75	889,194	661,262	131,795	122,991
16,963,642	10,395,422	3.45	20.83	1.00	38,104	23,350	38,109	31,083
270,819,286	188,439,893	-	-	1.00	34,979	24,339	34,841	31,610
3,931,133	2,910,830	-	-	11.37	1,295,266	959,087	113,893	113,168
266,888,153	185,529,063	-	-	1.00	34,485	23,972	34,488	31,278
2,145,205,984	1,551,621,319	-	-	1.00	51,253	37,071	51,253	2,078
2,143,742,417	1,550,732,644	-	-	1.00	51,451	37,218	51,451	2,078
1,463,567	888,675	-	-	1.00	7,732	4,695	7,732	2,664

Note : 1) Based on the date of service provided

2) Psychiatric hospital was newly added to provider type classification as per the amendment of the Medical Service Act (Article 3-2-3, March 5, 2021)

제III-15-13표
Table III-15-13

요양기관종별
Current status of benefit cost by

구 분 Division			청 구 건 수 Claims	일 수 Number of Days		원외처방횟수 Prescription times	원외처방일수 Prescription days
				입 내 원 Visit	요 양 급 여 Reimbursed		
총 계 Total			147,340,761	157,214,491	1,527,485,779	-	-
의료기관 및 보건기관 Medical institution and Community health agency	소 계 Subtotal	소계 Subtotal	95,217,455	105,091,185	157,160,130	52,444,118	1,374,160,252
		입원 Inpatient	1,621,908	11,566,166	21,607,239	38,530	660,586
		외래 Outpatient	93,595,547	93,525,019	135,552,891	52,405,588	1,373,499,666
	상 급 종 합 병 원 Tertiary hospital	소계 Subtotal	6,101,304	7,594,843	18,166,520	2,408,098	200,574,926
		입원 Inpatient	371,112	1,891,068	5,403,835	8,436	233,298
		외래 Outpatient	5,730,192	5,703,775	12,762,685	2,399,662	200,341,628
	종 합 병 원 General hospital	소계 Subtotal	8,544,207	10,655,094	20,917,822	4,346,151	235,327,312
		입원 Inpatient	462,025	2,593,729	5,976,455	9,833	154,452
		외래 Outpatient	8,082,182	8,061,365	14,941,367	4,336,318	235,172,860
	병 원 Hospital	소계 Subtotal	5,945,656	8,142,110	12,055,047	3,426,476	94,142,150
		입원 Inpatient	317,486	2,518,262	5,156,546	6,273	109,548
		외래 Outpatient	5,628,170	5,623,848	6,898,501	3,420,203	94,032,602
	요 양 병 원 Healthcare Institute	소계 Subtotal	446,125	2,680,431	3,262,642	89,043	2,751,846
		입원 Inpatient	173,454	2,408,030	2,492,338	177	4,248
		외래 Outpatient	272,671	272,401	770,304	88,866	2,747,598
	정 신 병 원 Psychiatric hospital	소계 Subtotal	165,209	871,871	3,557,460	26,898	813,399
		입원 Inpatient	32,998	739,885	809,739	224	5,073
		외래 Outpatient	132,211	131,986	2,747,721	26,674	808,326
	의 원 Clinic	소계 Subtotal	54,744,761	55,196,124	75,720,478	39,897,938	822,450,720
		입원 Inpatient	159,793	628,349	931,460	11,249	114,260
		외래 Outpatient	54,584,968	54,567,775	74,789,018	39,886,689	822,336,460
	치 과 병 원 Dental hospital	소계 Subtotal	446,870	448,169	450,502	102,484	600,098
		입원 Inpatient	406	1,753	3,982	100	762
		외래 Outpatient	446,464	446,416	446,520	102,384	599,336
	치 과 의 원 Dental clinic	소계 Subtotal	7,893,402	7,892,905	7,900,210	1,956,447	7,143,242
		입원 Inpatient	2	1	1	-	-
		외래 Outpatient	7,893,400	7,892,904	7,900,209	1,956,447	7,143,242
	조 산 원 Midwifery clinic	소계 Subtotal	-	-	-	-	-
		입원 Inpatient	-	-	-	-	-
		외래 Outpatient	-	-	-	-	-
	보 건 의 료 원 Hospitalized healthcenter	소계 Subtotal	43,968	44,271	189,705	28,953	1,031,722
		입원 Inpatient	39	343	434	2	4
		외래 Outpatient	43,929	43,928	189,271	28,951	1,031,718
	보 건 소 Health center	소계 Subtotal	182,179	182,179	209,683	112,292	7,035,816
		입원 Inpatient	-	-	-	-	-
		외래 Outpatient	182,179	182,179	209,683	112,292	7,035,816
	보 건 지 소 Health subcenter	소계 Subtotal	121,412	121,412	1,121,348	30,388	1,884,500
		입원 Inpatient	-	-	-	-	-
		외래 Outpatient	121,412	121,412	1,121,348	30,388	1,884,500
	보 건 진 료 소 Primary health carepost	소계 Subtotal	243,160	243,190	1,468,707	-	-
		입원 Inpatient	-	-	-	-	-
		외래 Outpatient	243,160	243,190	1,468,707	-	-
	한 방 병 원 Korean medicine hospital	소계 Subtotal	598,523	1,232,737	1,401,653	18,950	404,521
		입원 Inpatient	100,603	734,863	782,337	2,236	38,941
		외래 Outpatient	497,920	497,874	619,316	16,714	365,580
	한 의 원 Korean medicine clinic	소계 Subtotal	9,740,679	9,785,849	10,738,353	-	-
		입원 Inpatient	3,990	49,883	50,112	-	-
		외래 Outpatient	9,736,689	9,735,966	10,688,241	-	-
약 국 Pharmacy		소계 Subtotal	52,123,306	52,123,306	1,370,325,649	-	-
		처방 Prescription	51,896,316	51,896,316	1,369,665,952	-	-
		직접 Without prescription	226,990	226,990	659,697	-	-

주 : 1) 진료일 기준
2) 「의료법」 제 3 조제 2 항제 3 호 개정(2021.3.5. 시행)에 따라 요양기관 종별 구분으로 정신병원 신설

진료 현황(60~64세)

the type of institution (Ages 60~64)

(단위 : 건, 일, 회, 원)
Unit : Claim, Day, Time, KRW

진료비 (천원) Medical Expenses (KRW 1,000)		원외 처방률 Prescription rate (%)	원외처방 횟수당 처방일수 Prescription days per prescription time	건 당 입내원일수 Visits per Claim	건당 진료비 Medical Expenses per claim	건당 급여비 Benefit per claim	일당진료비 Medical Expenses per day	
계 Total	급여비 Benefit						입내원 Visit	요양급여 Reimbursed
12,084,377,030	8,971,386,221	-	-	1.07	82,017	60,889	76,866	7,911
9,176,887,362	6,868,312,501	-	26.20	1.10	96,378	72,133	87,323	58,392
4,014,261,151	3,265,746,448	-	17.14	7.13	2,475,024	2,013,521	347,069	185,783
5,162,626,211	3,602,566,053	56.03	26.21	1.00	55,159	38,491	55,200	38,086
2,495,999,301	1,986,538,201	-	83.29	1.24	409,093	325,592	328,644	137,396
1,538,730,442	1,307,891,391	-	27.66	5.10	4,146,270	3,524,250	813,683	284,748
957,268,859	678,646,811	42.07	83.49	1.00	167,057	118,434	167,831	75,005
1,948,547,128	1,457,749,981	-	54.15	1.25	228,055	170,613	182,875	93,152
1,220,832,908	993,309,753	-	15.71	5.61	2,642,352	2,149,905	470,686	204,274
727,714,220	464,440,227	53.79	54.23	1.00	90,039	57,465	90,272	48,705
979,087,774	696,966,150	-	27.47	1.37	164,673	117,223	120,250	81,218
652,128,496	493,445,293	-	17.46	7.93	2,054,039	1,554,227	258,960	126,466
326,959,278	203,520,857	60.82	27.49	1.00	58,093	36,161	58,138	47,396
265,792,161	211,471,799	-	30.90	6.01	595,780	474,019	99,160	81,465
249,566,907	198,193,494	-	24.00	13.88	1,438,807	1,142,629	103,639	100,134
16,225,253	13,278,305	32.62	30.92	1.00	59,505	48,697	59,564	21,063
81,038,622	63,338,199	-	30.24	5.28	490,522	383,382	92,948	22,780
72,395,732	56,937,704	-	22.65	22.42	2,193,943	1,725,490	97,847	89,406
8,642,890	6,400,495	20.21	30.30	1.00	65,372	48,411	65,483	3,145
2,535,381,624	1,839,808,647	-	20.61	1.01	46,313	33,607	45,934	33,483
176,641,234	138,561,883	-	10.16	3.93	1,105,438	867,134	281,120	189,639
2,358,740,391	1,701,246,765	73.10	20.62	1.00	43,212	31,167	43,226	31,539
25,277,195	15,475,152	-	5.86	1.00	56,565	34,630	56,401	56,109
918,297	745,442	-	7.62	4.32	2,261,815	1,836,063	523,843	230,612
24,358,898	14,729,710	22.93	5.85	1.00	54,560	32,992	54,565	54,553
391,053,886	274,522,515	-	3.65	1.00	49,542	34,779	49,545	49,499
43	34	-	-	0.50	21,550	17,245	43,100	43,100
391,053,843	274,522,480	24.79	3.65	1.00	49,542	34,779	49,545	49,499
-	-	-	-	-	-	-	-	-
-	-	-	-	-	-	-	-	-
-	-	-	-	-	-	-	-	-
1,612,673	1,147,719	-	35.63	1.01	36,678	26,104	36,427	8,501
31,858	26,158	-	2.00	8.79	816,866	670,715	92,880	73,405
1,580,815	1,121,561	65.91	35.64	1.00	35,986	25,531	35,987	8,352
1,045,613	903,544	-	62.66	1.00	5,739	4,960	5,739	4,987
-	-	-	-	-	-	-	-	-
1,045,613	903,544	61.64	62.66	1.00	5,739	4,960	5,739	4,987
2,438,983	1,809,615	-	62.01	1.00	20,088	14,905	20,088	2,175
-	-	-	-	-	-	-	-	-
2,438,983	1,809,615	25.03	62.01	1.00	20,088	14,905	20,088	2,175
3,191,796	2,714,983	-	-	1.00	13,126	11,165	13,125	2,173
-	-	-	-	-	-	-	-	-
3,191,796	2,714,983	-	-	1.00	13,126	11,165	13,125	2,173
116,457,336	84,232,060	-	21.35	2.06	194,575	140,733	94,471	83,086
97,500,400	72,535,249	-	17.42	7.30	969,160	721,005	132,678	124,627
18,956,936	11,696,811	3.36	21.87	1.00	38,072	23,491	38,076	30,609
329,963,270	231,633,937	-	-	1.00	33,875	23,780	33,718	30,728
5,514,835	4,100,046	-	-	12.50	1,382,164	1,027,581	110,555	110,050
324,448,435	227,533,890	-	-	1.00	33,322	23,369	33,325	30,356
2,907,489,668	2,103,073,720	-	-	1.00	55,781	40,348	55,781	2,122
2,905,745,095	2,102,013,827	-	-	1.00	55,991	40,504	55,991	2,121
1,744,573	1,059,893	-	-	1.00	7,686	4,669	7,686	2,645

Note : 1) Based on the date of service provided

2) Psychiatric hospital was newly added to provider type classification as per the amendment of the Medical Service Act (Article 3-2-3, March 5, 2021)

제III-15-14표
Table III-15-14

요양기관종별
Current status of benefit cost by

구 분 Division			청 구 건 수 Claims	일 수 Number of Days		원외처방횟수 Prescription times	원외처방일수 Prescription days
				입 내 원 Visit	요 양 급 여 Reimbursed		
총 계 Total			147,195,355	157,358,335	1,492,706,349	-	-
의료기관 및 보건기관 Medical institution and Community health agency	소 계 Subtotal	소계 Subtotal	97,461,097	107,624,077	161,273,899	50,024,596	1,336,082,517
		입원 Inpatient	1,591,620	12,164,530	21,822,820	34,604	614,717
		외래 Outpatient	95,869,477	95,459,547	139,451,079	49,989,992	1,335,467,800
	상 급 종 합 병 원 Tertiary hospital	소계 Subtotal	6,110,157	7,717,502	18,122,799	2,512,298	210,142,246
		입원 Inpatient	373,156	2,007,141	5,569,114	7,870	216,150
		외래 Outpatient	5,737,001	5,710,361	12,553,685	2,504,428	209,926,096
	종 합 병 원 General hospital	소계 Subtotal	8,233,546	10,496,540	21,403,364	4,296,844	240,001,287
		입원 Inpatient	445,792	2,731,930	5,994,770	9,353	164,671
		외래 Outpatient	7,787,754	7,764,610	15,408,594	4,287,491	239,836,616
	병 원 Hospital	소계 Subtotal	5,107,365	7,297,793	10,962,724	2,952,035	83,179,672
		입원 Inpatient	281,749	2,476,440	4,858,594	5,845	103,229
		외래 Outpatient	4,825,616	4,821,353	6,104,130	2,946,190	83,076,443
	요 양 병 원 Healthcare Institute	소계 Subtotal	478,705	3,319,927	3,912,606	89,000	2,753,776
		입원 Inpatient	212,519	3,053,833	3,147,271	185	3,143
		외래 Outpatient	266,186	266,094	765,335	88,815	2,750,633
	정 신 병 원 Psychiatric hospital	소계 Subtotal	144,255	794,190	3,184,615	22,660	701,047
		입원 Inpatient	29,722	679,799	736,630	156	3,439
		외래 Outpatient	114,533	114,391	2,447,985	22,504	697,608
	의 원 Clinic	소계 Subtotal	53,957,960	54,371,602	73,494,430	37,842,924	778,726,958
		입원 Inpatient	167,392	597,215	852,186	9,501	95,065
		외래 Outpatient	53,790,568	53,774,387	72,642,244	37,833,423	778,631,893
	치 과 병 원 Dental hospital	소계 Subtotal	458,395	437,407	440,281	106,221	618,106
		입원 Inpatient	394	1,791	4,225	97	979
		외래 Outpatient	458,001	435,616	436,056	106,124	617,127
	치 과 의 원 Dental clinic	소계 Subtotal	8,256,731	7,940,640	7,946,449	1,970,131	7,306,666
		입원 Inpatient	-	-	-	-	-
		외래 Outpatient	8,256,731	7,940,640	7,946,449	1,970,131	7,306,666
	조 산 원 Midwifery clinic	소계 Subtotal	-	-	-	-	-
		입원 Inpatient	-	-	-	-	-
		외래 Outpatient	-	-	-	-	-
	보 건 의 료 원 Hospitalized healthcenter	소계 Subtotal	61,409	62,022	221,685	38,895	1,394,772
		입원 Inpatient	91	705	892	5	42
		외래 Outpatient	61,318	61,317	220,793	38,890	1,394,730
	보 건 소 Health center	소계 Subtotal	281,470	281,470	346,498	140,587	8,587,701
		입원 Inpatient	-	-	-	-	-
		외래 Outpatient	281,470	281,470	346,498	140,587	8,587,701
	보 건 지 소 Health subcenter	소계 Subtotal	193,633	193,633	3,049,168	39,230	2,349,028
		입원 Inpatient	-	-	-	-	-
		외래 Outpatient	193,633	193,633	3,049,168	39,230	2,349,028
	보 건 진 료 소 Primary health carepost	소계 Subtotal	359,775	359,812	2,910,973	-	-
		입원 Inpatient	-	-	-	-	-
		외래 Outpatient	359,775	359,812	2,910,973	-	-
	한 방 병 원 Korean medicine hospital	소계 Subtotal	460,203	960,153	1,104,434	13,771	321,258
		입원 Inpatient	77,742	577,734	620,982	1,592	27,999
		외래 Outpatient	382,461	382,419	483,452	12,179	293,259
	한 의 원 Korean medicine clinic	소계 Subtotal	13,357,493	13,391,386	14,173,873	-	-
		입원 Inpatient	3,063	37,942	38,156	-	-
		외래 Outpatient	13,354,430	13,353,444	14,135,717	-	-
약 국 Pharmacy		소계 Subtotal	49,734,258	49,734,258	1,331,432,450	-	-
		처방 Prescription	49,577,288	49,577,288	1,330,977,550	-	-
		직접 Without prescription	156,970	156,970	454,900	-	-

주 : 1) 진료일 기준
2) 「의료법」 제 3 조제 2 항제 3 호 개정(2021.3.5. 시행)에 따라 요양기관 종별 구분으로 정신병원 신설

진료 현황(65~69세)

the type of institution (Ages 65~69)

(단위 : 건, 일, 회, 원)
Unit : Claim, Day, Time, KRW

진료비 (천원) Medical Expenses (KRW 1,000)		원외 처방률 Prescription rate (%)	원외처방 횟수당 처방일수 Prescription days per prescription time	건 내원일수 Visits per Claim	건당 진료비 Medical Expenses per claim	건당 급여비 Benefit per claim	일당진료비 Medical Expenses per day	
계 Total	급여비 Benefit						입내원 Visit	요양급여 Reimbursed
12,855,095,147	9,741,832,691	-	-	1.07	87,334	66,183	81,693	8,612
9,937,571,799	7,617,284,582	-	26.71	1.10	101,964	78,157	92,336	61,619
4,232,989,821	3,453,762,788	-	17.76	7.64	2,659,548	2,169,967	347,978	193,971
5,704,581,979	4,163,521,794	52.37	26.71	1.00	59,504	43,429	59,759	40,907
2,558,509,100	2,040,767,498	-	83.65	1.26	418,731	333,996	331,520	141,176
1,610,796,565	1,369,514,812	-	27.47	5.38	4,316,684	3,670,087	802,533	289,237
947,712,535	671,252,686	43.86	83.82	1.00	165,193	117,004	165,964	75,493
1,995,157,552	1,510,107,799	-	55.86	1.27	242,321	183,409	190,078	93,217
1,286,463,404	1,051,736,864	-	17.61	6.13	2,885,793	2,359,255	470,899	214,598
708,694,148	458,370,935	55.22	55.94	1.00	91,001	58,858	91,272	45,993
964,013,133	695,723,011	-	28.18	1.43	188,750	136,220	132,097	87,936
667,677,929	508,634,666	-	17.66	8.79	2,369,761	1,805,276	269,612	137,422
296,335,204	187,088,345	61.11	28.20	1.00	61,409	38,770	61,463	48,547
344,178,343	273,119,554	-	30.94	6.94	718,978	570,538	103,670	87,967
326,396,546	258,426,088	-	16.99	14.37	1,535,846	1,216,014	106,881	103,708
17,781,796	14,693,466	33.38	30.97	1.00	66,802	55,200	66,825	23,234
73,574,716	57,315,140	-	30.94	5.51	510,032	397,318	92,641	23,103
66,249,973	51,946,377	-	22.04	22.87	2,228,988	1,747,742	97,455	89,937
7,324,743	5,368,763	19.67	31.00	1.00	63,953	46,875	64,033	2,992
2,423,533,620	1,873,100,313	-	20.58	1.01	44,915	34,714	44,574	32,976
192,678,761	151,773,711	-	10.01	3.57	1,151,063	906,696	322,629	226,099
2,230,854,858	1,721,326,602	70.36	20.58	1.00	41,473	32,001	41,485	30,710
64,918,831	43,711,965	-	5.82	0.95	141,622	95,359	148,417	147,449
880,156	709,424	-	10.09	4.55	2,233,898	1,800,569	491,433	208,321
64,038,675	43,002,540	24.36	5.82	0.95	139,822	93,892	147,007	146,859
1,054,738,810	745,511,086	-	3.71	0.96	127,743	90,291	132,828	132,731
-	-	-	-	-	-	-	-	-
1,054,738,810	745,511,086	24.81	3.71	0.96	127,743	90,291	132,828	132,731
-	-	-	-	-	-	-	-	-
-	-	-	-	-	-	-	-	-
-	-	-	-	-	-	-	-	-
2,211,028	1,681,368	-	35.86	1.01	36,005	27,380	35,649	9,974
62,955	52,578	-	8.40	7.75	691,815	577,784	89,298	70,578
2,148,073	1,628,790	63.42	35.86	1.00	35,032	26,563	35,032	9,729
1,645,406	1,390,388	-	61.08	1.00	5,846	4,940	5,846	4,749
-	-	-	-	-	-	-	-	-
1,645,406	1,390,388	49.95	61.08	1.00	5,846	4,940	5,846	4,749
6,116,164	4,409,219	-	59.88	1.00	31,586	22,771	31,586	2,006
-	-	-	-	-	-	-	-	-
6,116,164	4,409,219	20.26	59.88	1.00	31,586	22,771	31,586	2,006
5,876,819	4,722,440	-	-	1.00	16,335	13,126	16,333	2,019
-	-	-	-	-	-	-	-	-
5,876,819	4,722,440	-	-	1.00	16,335	13,126	16,333	2,019
91,877,668	66,741,628	-	23.33	2.09	199,646	145,026	95,691	83,190
77,557,182	57,827,927	-	17.59	7.43	997,623	743,844	134,244	124,894
14,320,486	8,913,701	3.18	24.08	1.00	37,443	23,306	37,447	29,621
351,220,609	298,983,173	-	-	1.00	26,294	22,383	26,227	24,779
4,226,348	3,140,339	-	-	12.39	1,379,807	1,025,250	111,390	110,765
346,994,261	295,842,834	-	-	1.00	25,983	22,153	25,985	24,547
2,917,523,347	2,124,548,109	-	-	1.00	58,662	42,718	58,662	2,191
2,916,331,296	2,123,823,016	-	-	1.00	58,824	42,839	58,824	2,191
1,192,052	725,093	-	-	1.00	7,594	4,619	7,594	2,620

Note : 1) Based on the date of service provided

2) Psychiatric hospital was newly added to provider type classification as per the amendment of the Medical Service Act (Article 3-2-3, March 5, 2021)

제III-15-15표
Table III-15-15

요양기관종별
Current status of benefit cost by

구 분 Division			청 구 건 수 Claims	일 수 Number of Days		원외처방횟수 Prescription times	원외처방일수 Prescription days
				입 내 원 Visit	요 양 급 여 Reimbursed		
총 계 Total			116,035,075	126,481,191	1,205,498,379	-	-
의료기관 및 보건기관 Medical institution and Community health agency	소 계 Subtotal	소계 Subtotal	77,265,858	87,711,974	144,346,759	39,176,580	1,071,391,514
		입원 Inpatient	1,419,456	12,090,244	20,182,303	26,218	486,563
		외래 Outpatient	75,846,402	75,621,730	124,164,456	39,150,362	1,070,904,951
	상 급 종 합 병 원 Tertiary hospital	소계 Subtotal	4,997,986	6,498,344	14,987,234	2,143,726	179,158,079
		입원 Inpatient	320,367	1,841,766	4,857,422	6,403	188,209
		외래 Outpatient	4,677,619	4,656,578	10,129,812	2,137,323	178,969,870
	종 합 병 원 General hospital	소계 Subtotal	7,201,498	9,529,496	27,998,588	3,760,040	211,485,811
		입원 Inpatient	400,582	2,749,871	5,675,555	7,776	142,288
		외래 Outpatient	6,800,916	6,779,625	22,323,033	3,752,264	211,343,523
	병 원 Hospital	소계 Subtotal	3,675,498	5,584,514	8,724,375	2,150,313	61,417,310
		입원 Inpatient	214,289	2,126,403	3,938,293	4,403	72,419
		외래 Outpatient	3,461,209	3,458,111	4,786,082	2,145,910	61,344,891
	요 양 병 원 Healthcare Institute	소계 Subtotal	491,518	4,312,866	4,843,057	72,571	2,209,806
		입원 Inpatient	276,913	4,098,458	4,203,933	234	4,735
		외래 Outpatient	214,605	214,408	639,124	72,337	2,205,071
	정 신 병 원 Psychiatric hospital	소계 Subtotal	106,438	561,123	2,390,760	16,965	519,625
		입원 Inpatient	20,727	475,452	516,263	140	3,722
		외래 Outpatient	85,711	85,671	1,874,497	16,825	515,903
	의 원 Clinic	소계 Subtotal	42,837,231	43,122,704	58,788,288	29,463,934	599,074,901
		입원 Inpatient	140,825	438,375	601,723	6,184	58,001
		외래 Outpatient	42,696,406	42,684,329	58,186,565	29,457,750	599,016,900
	치 과 병 원 Dental hospital	소계 Subtotal	284,634	276,320	278,401	66,581	417,819
		입원 Inpatient	311	1,710	3,567	120	1,154
		외래 Outpatient	284,323	274,610	274,834	66,461	416,665
	치 과 의 원 Dental clinic	소계 Subtotal	5,282,341	5,125,795	5,129,137	1,272,663	4,648,967
		입원 Inpatient	2	2	3	1	6
		외래 Outpatient	5,282,339	5,125,793	5,129,134	1,272,662	4,648,961
	조 산 원 Midwifery clinic	소계 Subtotal	-	-	-	-	-
		입원 Inpatient	-	-	-	-	-
		외래 Outpatient	-	-	-	-	-
	보 건 의 료 원 Hospitalized healthcenter	소계 Subtotal	65,057	65,627	223,670	39,913	1,471,863
		입원 Inpatient	59	630	905	4	165
		외래 Outpatient	64,998	64,997	222,765	39,909	1,471,698
	보 건 소 Health center	소계 Subtotal	314,463	314,463	401,735	140,059	8,412,213
		입원 Inpatient	-	-	-	-	-
		외래 Outpatient	314,463	314,463	401,735	140,059	8,412,213
	보 건 지 소 Health subcenter	소계 Subtotal	241,705	241,705	4,585,750	41,312	2,371,585
		입원 Inpatient	-	-	-	-	-
		외래 Outpatient	241,705	241,705	4,585,750	41,312	2,371,585
	보 건 진 료 소 Primary health carepost	소계 Subtotal	389,895	389,954	3,653,824	-	-
		입원 Inpatient	-	-	-	-	-
		외래 Outpatient	389,895	389,954	3,653,824	-	-
	한 방 병 원 Korean medicine hospital	소계 Subtotal	284,955	576,161	672,141	8,503	203,535
		입원 Inpatient	43,554	334,815	361,775	953	15,864
		외래 Outpatient	241,401	241,346	310,366	7,550	187,671
	한 의 원 Korean medicine clinic	소계 Subtotal	11,092,639	11,112,902	11,669,799	-	-
		입원 Inpatient	1,827	22,762	22,864	-	-
		외래 Outpatient	11,090,812	11,090,140	11,646,935	-	-
약 국 Pharmacy		소계 Subtotal	38,769,217	38,769,217	1,061,151,620	-	-
		처방 Prescription	38,689,729	38,689,729	1,060,922,821	-	-
		직접 Without prescription	79,488	79,488	228,799	-	-

주 : 1) 진료일 기준
2) 「의료법」 제 3 조제 2 항제 3 호 개정(2021.3.5. 시행)에 따라 요양기관 종별 구분으로 정신병원 신설

진료 현황(70~74세)

the type of institution (Ages 70~74)

(단위 : 건, 일, 회, 원)
Unit : Claim, Day, Time, KRW

진료비 (천원) Medical Expenses (KRW 1,000)		원외 처방률 Prescription rate (%)	원외처방 횟수당 처방일수 Prescription days per prescription time	건당 입내원일수 Visits per Claim	건당 진료비 Medical Expenses perclaim	건당 급여비 Benefit per claim	일당진료비 Medical Expenses per day	
계 Total	급여비 Benefit						입내원 Visit	요양급여 Reimbursed
10,608,396,780	8,111,787,299	-	-	1.09	91,424	69,908	83,873	8,800
8,195,268,068	6,356,692,914	-	27.35	1.14	106,066	82,270	93,434	56,775
3,994,047,650	3,257,233,522	-	18.56	8.52	2,813,788	2,294,706	330,353	197,899
4,201,220,418	3,099,459,392	51.77	27.35	1.00	55,391	40,865	55,556	33,836
2,194,053,498	1,753,520,281	-	83.57	1.30	438,988	350,845	337,633	146,395
1,430,634,642	1,211,208,900	-	29.39	5.75	4,465,612	3,780,692	776,773	294,525
763,418,856	542,311,380	45.90	83.74	1.00	163,207	115,937	163,944	75,364
1,874,979,928	1,432,486,880	-	56.25	1.32	260,360	198,915	196,755	66,967
1,262,200,946	1,033,263,316	-	18.30	6.86	3,150,918	2,579,405	459,004	222,393
612,778,982	399,223,565	55.35	56.32	1.00	90,102	58,701	90,385	27,451
815,123,221	598,770,378	-	28.56	1.52	221,772	162,909	145,961	93,431
589,791,117	452,961,839	-	16.45	9.92	2,752,316	2,113,790	277,366	149,758
225,332,104	145,808,539	62.05	28.59	1.00	65,102	42,126	65,160	47,081
464,182,155	367,304,024	-	30.45	8.77	944,385	747,285	107,627	95,845
448,099,882	353,868,389	-	20.24	14.80	1,618,197	1,277,905	109,334	106,591
16,082,273	13,435,635	33.74	30.48	1.00	74,939	62,606	75,008	25,163
51,691,260	39,883,493	-	30.63	5.27	485,647	374,711	92,121	21,621
46,302,369	36,002,607	-	26.59	22.94	2,233,916	1,736,991	97,386	89,688
5,388,891	3,880,887	19.64	30.66	1.00	62,873	45,279	62,902	2,875
1,867,473,622	1,461,304,853	-	20.33	1.01	43,595	34,113	43,306	31,766
167,223,519	132,421,936	-	9.38	3.11	1,187,456	940,330	381,462	277,908
1,700,250,103	1,328,882,917	69.01	20.33	1.00	39,822	31,124	39,833	29,221
32,137,523	21,438,370	-	6.28	0.97	112,908	75,319	116,305	115,436
827,079	673,127	-	9.62	5.50	2,659,418	2,164,396	483,672	231,870
31,310,444	20,765,243	24.20	6.27	0.97	110,123	73,034	114,018	113,925
536,978,464	381,161,897	-	3.65	0.97	101,655	72,158	104,760	104,692
107	85	-	6.00	1.00	53,340	42,675	53,340	35,560
536,978,358	381,161,812	24.83	3.65	0.97	101,655	72,158	104,760	104,692
-	-	-	-	-	-	-	-	-
-	-	-	-	-	-	-	-	-
-	-	-	-	-	-	-	-	-
2,278,282	1,734,629	-	36.88	1.01	35,020	26,663	34,716	10,186
56,805	46,003	-	41.25	10.68	962,792	779,708	90,166	62,768
2,221,477	1,688,626	61.40	36.88	1.00	34,178	25,980	34,178	9,972
1,842,482	1,541,524	-	60.06	1.00	5,859	4,902	5,859	4,586
-	-	-	-	-	-	-	-	-
1,842,482	1,541,524	44.54	60.06	1.00	5,859	4,902	5,859	4,586
9,008,680	6,455,267	-	57.41	1.00	37,271	26,707	37,271	1,964
-	-	-	-	-	-	-	-	-
9,008,680	6,455,267	17.09	57.41	1.00	37,271	26,707	37,271	1,964
7,149,142	5,617,659	-	-	1.00	18,336	14,408	18,333	1,957
-	-	-	-	-	-	-	-	-
7,149,142	5,617,659	-	-	1.00	18,336	14,408	18,333	1,957
55,516,715	40,629,732	-	23.94	2.02	194,826	142,583	96,356	82,597
46,363,855	34,875,387	-	16.65	7.69	1,064,514	800,739	138,476	128,157
9,152,860	5,754,345	3.13	24.86	1.00	37,916	23,837	37,924	29,491
282,853,095	244,843,928	-	-	1.00	25,499	22,073	25,453	24,238
2,547,329	1,911,933	-	-	12.46	1,394,269	1,046,488	111,911	111,412
280,305,766	242,931,994	-	-	1.00	25,274	21,904	25,275	24,067
2,413,128,712	1,755,094,384	-	-	1.00	62,243	45,270	62,243	2,274
2,412,534,950	1,754,732,955	-	-	1.00	62,356	45,354	62,356	2,274
593,762	361,429	-	-	1.00	7,470	4,547	7,470	2,595

Note : 1) Based on the date of service provided

2) Psychiatric hospital was newly added to provider type classification as per the amendment of the Medical Service Act (Article 3-2-3, March 5, 2021)

제III-15-16표
Table III-15-16

요양기관종별
Current status of benefit cost by

구 분 Division			청 구 건 수 Claims	일 수 Number of Days		원외처방횟수 Prescription times	원외처방일수 Prescription days
				입 내 원 Visit	요 양 급 여 Reimbursed		
총 계 Total			91,724,000	103,921,516	980,669,784	-	-
의료기관 및 보건기관 Medical institution and Community health agency	소 계 Subtotal	소계 Subtotal	61,508,530	73,706,046	142,545,769	30,877,463	859,311,403
		입원 Inpatient	1,411,734	13,784,447	20,831,327	22,340	432,537
		외래 Outpatient	60,096,796	59,921,599	121,714,442	30,855,123	858,878,866
	상 급 종 합 병 원 Tertiary hospital	소계 Subtotal	3,901,584	5,243,378	12,148,139	1,736,101	145,160,539
		입원 Inpatient	265,379	1,623,201	4,044,414	5,051	152,137
		외래 Outpatient	3,636,205	3,620,177	8,103,725	1,731,050	145,008,402
	종 합 병 원 General hospital	소계 Subtotal	6,883,892	9,526,977	43,755,540	3,449,107	192,938,768
		입원 Inpatient	405,814	3,069,216	5,986,565	7,794	152,163
		외래 Outpatient	6,478,078	6,457,761	37,768,975	3,441,313	192,786,605
	병 원 Hospital	소계 Subtotal	2,799,585	4,538,228	7,492,510	1,661,343	48,016,295
		입원 Inpatient	175,595	1,916,990	3,338,212	4,215	72,045
		외래 Outpatient	2,623,990	2,621,238	4,154,298	1,657,128	47,944,250
	요 양 병 원 Healthcare Institute	소계 Subtotal	621,308	6,550,349	7,078,550	75,286	2,228,241
		입원 Inpatient	420,579	6,349,838	6,482,692	288	4,616
		외래 Outpatient	200,729	200,511	595,858	74,998	2,223,625
	정 신 병 원 Psychiatric hospital	소계 Subtotal	84,066	386,449	1,943,848	14,035	432,712
		입원 Inpatient	13,440	315,834	339,216	123	3,283
		외래 Outpatient	70,626	70,615	1,604,632	13,912	429,429
	의 원 Clinic	소계 Subtotal	33,533,277	33,724,953	46,793,914	22,792,859	456,037,552
		입원 Inpatient	105,457	306,378	417,313	4,039	35,048
		외래 Outpatient	33,427,820	33,418,575	46,376,601	22,788,820	456,002,504
	치 과 병 원 Dental hospital	소계 Subtotal	184,110	178,946	180,960	44,189	299,983
		입원 Inpatient	265	1,599	3,437	72	570
		외래 Outpatient	183,845	177,347	177,523	44,117	299,413
	치 과 의 원 Dental clinic	소계 Subtotal	3,715,659	3,595,913	3,598,219	896,378	3,250,821
		입원 Inpatient	-	-	-	-	-
		외래 Outpatient	3,715,659	3,595,913	3,598,219	896,378	3,250,821
	조 산 원 Midwifery clinic	소계 Subtotal	-	-	-	-	-
		입원 Inpatient	-	-	-	-	-
		외래 Outpatient	-	-	-	-	-
	보 건 의 료 원 Hospitalized healthcenter	소계 Subtotal	62,955	63,985	226,530	38,841	1,436,943
		입원 Inpatient	129	1,160	1,638	19	348
		외래 Outpatient	62,826	62,825	224,892	38,822	1,436,595
	보 건 소 Health center	소계 Subtotal	305,854	305,854	406,317	124,788	7,289,740
		입원 Inpatient	-	-	-	-	-
		외래 Outpatient	305,854	305,854	406,317	124,788	7,289,740
	보 건 지 소 Health subcenter	소계 Subtotal	256,738	256,738	5,390,041	38,299	2,074,856
		입원 Inpatient	-	-	-	-	-
		외래 Outpatient	256,738	256,738	5,390,041	38,299	2,074,856
	보 건 진 료 소 Primary health carepost	소계 Subtotal	406,086	406,153	4,125,457	-	-
		입원 Inpatient	-	-	-	-	-
		외래 Outpatient	406,086	406,153	4,125,457	-	-
	한 방 병 원 Korean medicine hospital	소계 Subtotal	186,819	352,438	415,081	6,237	144,953
		입원 Inpatient	24,159	189,789	207,281	739	12,327
		외래 Outpatient	162,660	162,649	207,800	5,498	132,626
	한 의 원 Korean medicine clinic	소계 Subtotal	8,566,597	8,575,685	8,990,663	-	-
		입원 Inpatient	917	10,442	10,559	-	-
		외래 Outpatient	8,565,680	8,565,243	8,980,104	-	-
약 국 Pharmacy		소계 Subtotal	30,215,470	30,215,470	838,124,015	-	-
		처방 Prescription	30,171,854	30,171,854	837,998,753	-	-
		직접 Without prescription	43,616	43,616	125,262	-	-

주 : 1) 진료일 기준
2) 「의료법」 제 3 조제 2 항제 3 호 개정(2021.3.5. 시행)에 따라 요양기관 종별 구분으로 정신병원 신설

진료 현황(75~79세)

the type of institution (Ages 75~79)

(단위 : 건, 일, 회, 원)
Unit : Claim, Day, Time, KRW

진료비 (천원) Medical Expenses (KRW 1,000)		원외 처방률 Prescription rate (%)	원외처방 횟수당 처방일수 Prescription days per prescription time	건당 입내원일수 Visits per Claim	건당 진료비 Medical Expenses per claim	건당 급여비 Benefit per claim	일당진료비 Medical Expenses per day	
계 Total	급여비 Benefit						입내원 Visit	요양급여 Reimbursed
9,218,437,977	7,071,955,566	-	-	1.13	100,502	77,100	88,706	9,400
7,240,496,192	5,636,108,501	-	27.83	1.20	117,715	91,631	98,235	50,794
3,959,207,594	3,209,127,229	-	19.36	9.76	2,804,500	2,273,181	287,223	190,060
3,281,288,598	2,426,981,272	51.49	27.84	1.00	54,600	40,385	54,760	26,959
1,814,158,843	1,446,877,136	-	83.61	1.34	464,980	370,844	345,990	149,336
1,229,179,865	1,031,754,879	-	30.12	6.12	4,631,790	3,887,854	757,257	303,920
584,978,978	415,122,257	47.82	83.77	1.00	160,876	114,164	161,589	72,186
1,913,161,005	1,465,035,579	-	55.94	1.38	277,919	212,821	200,815	43,724
1,338,328,675	1,092,258,807	-	19.52	7.56	3,297,887	2,691,526	436,049	223,555
574,832,331	372,776,772	53.29	56.02	1.00	88,735	57,544	89,014	15,220
695,772,744	517,521,838	-	28.90	1.62	248,527	184,857	153,314	92,862
520,442,744	401,699,106	-	17.09	10.92	2,963,881	2,287,645	271,490	155,905
175,330,000	115,822,732	63.22	28.93	1.00	66,818	44,140	66,888	42,204
700,123,322	549,915,121	-	29.60	10.54	1,126,854	885,093	106,883	98,908
684,553,571	536,776,515	-	16.03	15.10	1,627,646	1,276,280	107,806	105,597
15,569,752	13,138,605	37.40	29.65	1.00	77,566	65,454	77,650	26,130
35,613,466	27,263,166	-	30.83	4.60	423,637	324,307	92,156	18,321
30,929,443	23,926,082	-	26.69	23.50	2,301,298	1,780,214	97,929	91,179
4,684,023	3,337,084	19.70	30.87	1.00	66,322	47,250	66,332	2,919
1,404,741,193	1,112,265,495	-	20.01	1.01	41,891	33,169	41,653	30,020
126,313,371	100,383,548	-	8.68	2.91	1,197,771	951,891	412,280	302,683
1,278,427,822	1,011,881,948	68.19	20.01	1.00	38,244	30,271	38,255	27,566
20,556,878	13,795,319	-	6.79	0.97	111,655	74,930	114,878	113,599
820,089	670,200	-	7.92	6.03	3,094,676	2,529,057	512,876	238,606
19,736,789	13,125,119	24.88	6.79	0.96	107,356	71,392	111,289	111,179
384,227,033	273,268,841	-	3.63	0.97	103,408	73,545	106,851	106,783
-	-	-	-	-	-	-	-	-
384,227,033	273,268,841	24.93	3.63	0.97	103,408	73,545	106,851	106,783
-	-	-	-	-	-	-	-	-
-	-	-	-	-	-	-	-	-
-	-	-	-	-	-	-	-	-
2,315,544	1,771,578	-	37.00	1.02	36,781	28,140	36,189	10,222
108,271	91,645	-	18.32	8.99	839,308	710,424	93,337	66,099
2,207,273	1,679,933	61.79	37.00	1.00	35,133	26,739	35,134	9,815
1,822,902	1,513,218	-	58.42	1.00	5,960	4,948	5,960	4,486
-	-	-	-	-	-	-	-	-
1,822,902	1,513,218	40.80	58.42	1.00	5,960	4,948	5,960	4,486
10,505,465	7,515,221	-	54.18	1.00	40,919	29,272	40,919	1,949
-	-	-	-	-	-	-	-	-
10,505,465	7,515,221	14.92	54.18	1.00	40,919	29,272	40,919	1,949
7,947,688	6,179,953	-	-	1.00	19,571	15,218	19,568	1,926
-	-	-	-	-	-	-	-	-
7,947,688	6,179,953	-	-	1.00	19,571	15,218	19,568	1,926
33,478,688	24,589,041	-	23.24	1.89	179,204	131,620	94,992	80,656
27,345,713	20,672,603	-	16.68	7.86	1,131,906	855,690	144,085	131,926
6,132,976	3,916,438	3.38	24.12	1.00	37,704	24,077	37,707	29,514
216,071,420	188,596,995	-	-	1.00	25,223	22,015	25,196	24,033
1,185,854	893,844	-	-	11.39	1,293,188	974,748	113,566	112,307
214,885,566	187,703,151	-	-	1.00	25,087	21,913	25,088	23,929
1,977,941,785	1,435,847,065	-	-	1.00	65,461	47,520	65,461	2,360
1,977,618,720	1,435,649,949	-	-	1.00	65,545	47,582	65,545	2,360
323,065	197,117	-	-	1.00	7,407	4,519	7,407	2,579

Note : 1) Based on the date of service provided

2) Psychiatric hospital was newly added to provider type classification as per the amendment of the Medical Service Act (Article 3-2-3, March 5, 2021)

제III-15-17표
Table III-15-17

요양기관종별
Current status of benefit cost by

구 분 Division			청 구 건 수 Claims	일 수 Number of Days		원외처방횟수 Prescription times	원외처방일수 Prescription days
				입 내 원 Visit	요 양 급 여 Reimbursed		
총 계 Total			71,744,512	89,031,487	802,963,920	-	-
의료기관 및 보건기관 Medical institution and Community health agency	소 계 Subtotal	소계 Subtotal	47,369,314	64,656,289	111,838,843	24,553,380	695,719,068
		입원 Inpatient	1,657,071	19,077,302	25,195,513	19,016	372,022
		외래 Outpatient	45,712,243	45,578,987	86,643,330	24,534,364	695,347,046
	상 급 종 합 병 원 Tertiary hospital	소계 Subtotal	2,835,745	4,020,447	9,494,408	1,353,849	115,787,605
		입원 Inpatient	216,506	1,411,756	3,289,507	3,109	104,203
		외래 Outpatient	2,619,239	2,608,691	6,204,901	1,350,740	115,683,402
	종 합 병 원 General hospital	소계 Subtotal	5,002,626	7,801,713	21,169,270	2,811,435	160,198,765
		입원 Inpatient	406,495	3,219,221	5,924,957	7,955	152,570
		외래 Outpatient	4,596,131	4,582,492	15,244,313	2,803,480	160,046,195
	병 원 Hospital	소계 Subtotal	2,071,219	3,744,060	5,996,514	1,298,094	38,289,266
		입원 Inpatient	159,625	1,834,867	3,058,034	4,207	70,293
		외래 Outpatient	1,911,594	1,909,193	2,938,480	1,293,887	38,218,973
	요 양 병 원 Healthcare Institute	소계 Subtotal	1,053,645	12,315,526	13,077,982	121,334	3,479,731
		입원 Inpatient	782,099	12,044,266	12,252,852	467	7,055
		외래 Outpatient	271,546	271,260	825,130	120,867	3,472,676
	정 신 병 원 Psychiatric hospital	소계 Subtotal	80,812	289,769	1,903,464	14,649	469,144
		입원 Inpatient	9,441	218,417	236,380	79	1,880
		외래 Outpatient	71,371	71,352	1,667,084	14,570	467,264
	의 원 Clinic	소계 Subtotal	26,559,475	26,689,061	38,478,977	18,136,755	365,629,235
		입원 Inpatient	65,134	201,298	270,726	2,553	25,484
		외래 Outpatient	26,494,341	26,487,763	38,208,251	18,134,202	365,603,751
	치 과 병 원 Dental hospital	소계 Subtotal	113,796	110,527	112,611	27,980	207,284
		입원 Inpatient	229	1,297	3,279	58	624
		외래 Outpatient	113,567	109,230	109,332	27,922	206,660
	치 과 의 원 Dental clinic	소계 Subtotal	2,550,253	2,455,092	2,456,844	602,053	2,150,365
		입원 Inpatient	-	-	-	-	-
		외래 Outpatient	2,550,253	2,455,092	2,456,844	602,053	2,150,365
	조 산 원 Midwifery clinic	소계 Subtotal	-	-	-	-	-
		입원 Inpatient	-	-	-	-	-
		외래 Outpatient	-	-	-	-	-
	보 건 의 료 원 Hospitalized healthcenter	소계 Subtotal	60,516	62,795	193,164	38,055	1,425,931
		입원 Inpatient	163	2,443	3,174	18	348
		외래 Outpatient	60,353	60,352	189,990	38,037	1,425,583
	보 건 소 Health center	소계 Subtotal	233,049	233,049	315,444	104,392	5,962,624
		입원 Inpatient	-	-	-	-	-
		외래 Outpatient	233,049	233,049	315,444	104,392	5,962,624
	보 건 지 소 Health subcenter	소계 Subtotal	294,073	294,073	6,887,252	39,048	1,986,320
		입원 Inpatient	-	-	-	-	-
		외래 Outpatient	294,073	294,073	6,887,252	39,048	1,986,320
	보 건 진 료 소 Primary health carepost	소계 Subtotal	486,091	486,153	5,230,690	-	-
		입원 Inpatient	-	-	-	-	-
		외래 Outpatient	486,091	486,153	5,230,690	-	-
	한 방 병 원 Korean medicine hospital	소계 Subtotal	120,803	242,434	296,157	5,736	132,798
		입원 Inpatient	16,817	138,458	151,305	570	9,565
		외래 Outpatient	103,986	103,976	144,852	5,166	123,233
	한 의 원 Korean medicine clinic	소계 Subtotal	5,907,211	5,911,590	6,226,066	-	-
		입원 Inpatient	562	5,279	5,299	-	-
		외래 Outpatient	5,906,649	5,906,311	6,220,767	-	-
약 국 Pharmacy		소계 Subtotal	24,375,198	24,375,198	691,125,077	-	-
		처방 Prescription	24,343,932	24,343,932	691,034,468	-	-
		직접 Without prescription	31,266	31,266	90,609	-	-

주 : 1) 진료일 기준
2) 「의료법」 제 3 조제 2 항제 3 호 개정(2021.3.5. 시행)에 따라 요양기관 종별 구분으로 정신병원 신설

진료 현황(80~84세)

the type of institution (Ages 80~84)

(단위 : 건, 일, 회, 원)
Unit : Claim, Day, Time, KRW

진료비 (천원) Medical Expenses (KRW 1,000)		원외 처방률 Prescription rate (%)	원외처방 횟수당 처방일수 Prescription days per prescription time	건 내원일수 Visits per Claim	건당 진료비 Medical Expenses per claim	건당 급여비 Benefit per claim	일당진료비 Medical Expenses per day	
계 Total	급여비 Benefit						입내원 Visit	요양급여 Reimbursed
8,318,484,063	6,419,875,891	-	-	1.24	115,946	89,482	93,433	10,360
6,603,474,295	5,165,105,240	-	28.33	1.36	139,404	109,039	102,132	59,045
4,229,511,594	3,396,666,312	-	19.56	11.51	2,552,402	2,049,801	221,704	167,868
2,373,962,701	1,768,438,928	53.83	28.34	1.00	51,933	38,686	52,085	27,399
1,424,841,532	1,133,592,002	-	85.52	1.42	502,458	399,751	354,399	150,072
1,037,153,789	866,056,249	-	33.52	6.52	4,790,416	4,000,149	734,655	315,292
387,687,743	267,535,753	51.78	85.64	1.00	148,015	102,143	148,614	62,481
1,769,498,050	1,378,953,188	-	56.98	1.56	353,714	275,646	226,809	83,588
1,367,451,538	1,112,778,424	-	19.18	7.92	3,364,006	2,737,496	424,777	230,795
402,046,512	266,174,763	61.18	57.09	1.00	87,475	57,913	87,735	26,374
594,029,399	447,991,419	-	29.50	1.81	286,802	216,294	158,659	99,062
466,936,821	362,363,591	-	16.71	11.49	2,925,211	2,270,093	254,480	152,692
127,092,578	85,627,827	67.77	29.54	1.00	66,485	44,794	66,569	43,251
1,252,500,578	973,257,869	-	28.68	11.69	1,188,731	923,706	101,701	95,772
1,235,453,992	959,098,939	-	15.11	15.40	1,579,664	1,226,314	102,576	100,830
17,046,586	14,158,930	44.56	28.73	1.00	62,776	52,142	62,842	20,659
26,479,549	19,891,908	-	32.03	3.59	327,669	246,150	91,382	13,911
21,547,338	16,450,499	-	23.80	23.13	2,282,315	1,742,453	98,652	91,156
4,932,211	3,441,410	20.42	32.07	1.00	69,107	48,219	69,125	2,959
1,038,080,351	831,008,633	-	20.16	1.00	39,085	31,289	38,895	26,978
79,164,291	63,247,126	-	9.98	3.09	1,215,407	971,031	393,269	292,415
958,916,060	767,761,506	68.46	20.16	1.00	36,193	28,978	36,202	25,097
13,272,527	8,967,072	-	7.41	0.97	116,634	78,800	120,084	117,862
622,523	507,932	-	10.76	5.66	2,718,440	2,218,044	479,971	189,851
12,650,005	8,459,140	25.56	7.40	0.96	111,388	74,486	115,811	115,703
284,657,164	202,650,007	-	3.57	0.96	111,619	79,463	115,946	115,863
-	-	-	-	-	-	-	-	-
284,657,164	202,650,007	24.52	3.57	0.96	111,619	79,463	115,946	115,863
-	-	-	-	-	-	-	-	-
-	-	-	-	-	-	-	-	-
-	-	-	-	-	-	-	-	-
2,268,162	1,739,832	-	37.47	1.04	37,480	28,750	36,120	11,742
223,057	178,523	-	19.33	14.99	1,368,447	1,095,231	91,305	70,276
2,045,105	1,561,309	63.03	37.48	1.00	33,886	25,870	33,886	10,764
1,407,845	1,173,706	-	57.12	1.00	6,041	5,036	6,041	4,463
-	-	-	-	-	-	-	-	-
1,407,845	1,173,706	44.79	57.12	1.00	6,041	5,036	6,041	4,463
13,318,673	9,516,351	-	50.87	1.00	45,290	32,361	45,290	1,934
-	-	-	-	-	-	-	-	-
13,318,673	9,516,351	13.28	50.87	1.00	45,290	32,361	45,290	1,934
9,973,460	7,708,941	-	-	1.00	20,518	15,859	20,515	1,907
-	-	-	-	-	-	-	-	-
9,973,460	7,708,941	-	-	1.00	20,518	15,859	20,515	1,907
24,389,787	18,150,266	-	23.15	2.01	201,897	150,247	100,604	82,354
20,362,912	15,533,331	-	16.78	8.23	1,210,853	923,668	147,069	134,582
4,026,875	2,616,936	4.97	23.85	1.00	38,725	25,166	38,729	27,800
148,757,219	130,504,048	-	-	1.00	25,182	22,092	25,164	23,893
595,334	451,698	-	-	9.39	1,059,312	803,734	112,774	112,348
148,161,885	130,052,350	-	-	1.00	25,084	22,018	25,085	23,817
1,715,009,767	1,254,770,651	-	-	1.00	70,359	51,477	70,359	2,481
1,714,779,126	1,254,629,639	-	-	1.00	70,440	51,538	70,440	2,481
230,642	141,011	-	-	1.00	7,377	4,510	7,377	2,545

Note : 1) Based on the date of service provided

2) Psychiatric hospital was newly added to provider type classification as per the amendment of the Medical Service Act (Article 3-2-3, March 5, 2021)

제III-15-18표
Table III-15-18

요양기관종별
Current status of benefit cost by

구 분 Division			청 구 건 수 Claims	일 수 Number of Days		원외처방횟수 Prescription times	원외처방일수 Prescription days
				입 내 원 Visit	요 양 급 여 Reimbursed		
총 계 Total			41,828,976	67,509,762	533,262,969	-	-
의료기관 및 보건기관 Medical institution and Community health agency	소 계 Subtotal	소계 Subtotal	27,256,317	52,937,103	86,701,358	14,598,003	448,064,492
		입원 Inpatient	2,037,816	27,789,224	32,374,845	13,862	265,519
		외래 Outpatient	25,218,501	25,147,879	54,326,513	14,584,141	447,798,973
	상 급 중 합 병 원 Tertiary hospital	소계 Subtotal	1,434,327	2,227,102	5,496,068	716,517	63,814,930
		입원 Inpatient	137,444	935,140	2,050,287	1,439	48,876
		외래 Outpatient	1,296,883	1,291,962	3,445,781	715,078	63,766,054
	종 합 병 원 General hospital	소계 Subtotal	3,504,741	6,316,354	14,896,291	2,085,038	118,539,556
		입원 Inpatient	377,586	3,196,810	5,508,391	6,668	131,267
		외래 Outpatient	3,127,155	3,119,544	9,387,900	2,078,370	118,408,289
	병 원 Hospital	소계 Subtotal	1,437,169	2,820,340	4,446,778	963,420	29,504,102
		입원 Inpatient	123,739	1,508,956	2,328,026	3,605	56,777
		외래 Outpatient	1,313,430	1,311,384	2,118,752	959,815	29,447,325
	요 양 병 원 Healthcare Institute	소계 Subtotal	1,757,577	22,181,143	23,248,318	213,159	5,924,666
		입원 Inpatient	1,356,688	21,780,331	22,068,205	659	9,463
		외래 Outpatient	400,889	400,812	1,180,113	212,500	5,915,203
	정 신 병 원 Psychiatric hospital	소계 Subtotal	69,809	214,206	1,646,041	15,025	500,836
		입원 Inpatient	6,416	150,815	159,302	39	1,059
		외래 Outpatient	63,393	63,391	1,486,739	14,986	499,777
	의 원 Clinic	소계 Subtotal	14,592,338	14,672,735	22,788,581	10,228,249	223,324,077
		입원 Inpatient	24,769	108,845	144,296	1,083	11,353
		외래 Outpatient	14,567,569	14,563,890	22,644,285	10,227,166	223,312,724
	치 과 병 원 Dental hospital	소계 Subtotal	51,250	49,676	50,764	12,915	102,740
		입원 Inpatient	141	669	1,716	27	175
		외래 Outpatient	51,109	49,007	49,048	12,888	102,565
	치 과 의 원 Dental clinic	소계 Subtotal	1,153,268	1,103,170	1,103,957	257,499	912,936
		입원 Inpatient	1	-	-	-	-
		외래 Outpatient	1,153,267	1,103,170	1,103,957	257,499	912,936
조 산 원 Midwifery clinic	소계 Subtotal	-	-	-	-	-	
	입원 Inpatient	-	-	-	-	-	
	외래 Outpatient	-	-	-	-	-	
보 건 의 료 원 Hospitalized healthcenter	소계 Subtotal	42,383	44,932	133,159	28,134	1,080,654	
	입원 Inpatient	159	2,709	3,578	12	237	
	외래 Outpatient	42,224	42,223	129,581	28,122	1,080,417	
보 건 소 Health center	소계 Subtotal	100,394	100,394	143,532	51,632	3,047,936	
	입원 Inpatient	-	-	-	-	-	
	외래 Outpatient	100,394	100,394	143,532	51,632	3,047,936	
보 건 지 소 Health subcenter	소계 Subtotal	194,892	194,892	5,441,058	22,311	1,199,626	
	입원 Inpatient	-	-	-	-	-	
	외래 Outpatient	194,892	194,892	5,441,058	22,311	1,199,626	
보 건 진 료 소 Primary health carepost	소계 Subtotal	369,812	369,864	4,464,936	-	-	
	입원 Inpatient	-	-	-	-	-	
	외래 Outpatient	369,812	369,864	4,464,936	-	-	
한 방 병 원 Korean medicine hospital	소계 Subtotal	61,113	152,102	180,672	4,104	112,433	
	입원 Inpatient	10,560	101,549	107,614	330	6,312	
	외래 Outpatient	50,553	50,553	73,058	3,774	106,121	
한 의 원 Korean medicine clinic	소계 Subtotal	2,487,244	2,490,193	2,661,203	-	-	
	입원 Inpatient	313	3,400	3,430	-	-	
	외래 Outpatient	2,486,931	2,486,793	2,657,773	-	-	
약 국 Pharmacy	소계 Subtotal	14,572,659	14,572,659	446,561,611	-	-	
	처방 Prescription	14,556,121	14,556,121	446,513,496	-	-	
	직접 Without prescription	16,538	16,538	48,115	-	-	

주 : 1) 진료일 기준
2) 「의료법」 제 3 조제 2 항제 3 호 개정(2021.3.5. 시행)에 따라 요양기관 종별 구분으로 정신병원 신설

진료 현황(85세 이상)

the type of institution (Over Ages 85)

(단위 : 건, 일, 회, 원)
Unit : Claim, Day, Time, KRW

진료비 (천원) Medical Expenses (KRW 1,000)		원외 처방률 Prescription rate (%)	원외처방 횟수당 처방일수 Prescription days per prescription time	건 내원일수 Visits per Claim	건당 진료비 Medical Expenses per claim	건당 급여비 Benefit per claim	일당진료비 Medical Expenses per day	
계 Total	급여비 Benefit						입내원 Visit	요양급여 Reimbursed
6,747,414,125	5,167,260,862	-	-	1.61	161,310	123,533	99,947	12,653
5,601,804,367	4,336,879,121	-	30.69	1.94	205,523	159,115	105,820	64,610
4,386,633,986	3,442,463,885	-	19.15	13.64	2,152,615	1,689,291	157,854	135,495
1,215,170,381	894,415,236	57.99	30.70	1.00	48,186	35,467	48,321	22,368
804,980,496	631,455,844	-	89.06	1.55	561,225	440,245	361,448	146,465
640,778,032	524,702,888	-	33.97	6.80	4,662,103	3,817,576	685,221	312,531
164,202,464	106,752,956	55.35	89.17	1.00	126,613	82,315	127,095	47,653
1,496,451,229	1,167,982,084	-	56.85	1.80	426,979	333,258	236,917	100,458
1,259,908,782	1,015,077,268	-	19.69	8.47	3,336,747	2,688,334	394,114	228,725
236,542,447	152,904,815	66.62	56.97	1.00	75,641	48,896	75,826	25,197
416,652,404	316,166,213	-	30.62	1.96	289,912	219,992	147,731	93,698
340,467,035	264,481,659	-	15.75	12.19	2,751,493	2,137,416	225,631	146,247
76,185,369	51,684,554	73.19	30.68	1.00	58,005	39,351	58,095	35,958
2,098,844,137	1,601,983,368	-	27.79	12.62	1,194,169	911,473	94,623	90,279
2,082,495,510	1,589,014,092	-	14.36	16.05	1,534,985	1,171,245	95,614	94,366
16,348,627	12,969,276	53.02	27.84	1.00	40,781	32,351	40,789	13,853
19,728,194	14,600,165	-	33.33	3.07	282,602	209,144	92,099	11,985
15,488,173	11,703,543	-	27.15	23.51	2,413,992	1,824,118	102,696	97,225
4,240,021	2,896,621	23.64	33.35	1.00	66,885	45,693	66,887	2,852
514,502,024	414,796,841	-	21.83	1.01	35,258	28,426	35,065	22,577
31,171,279	25,047,300	-	10.48	4.39	1,258,480	1,011,236	286,382	216,023
483,330,745	389,749,541	70.22	21.84	1.00	33,179	26,755	33,187	21,344
6,225,343	4,219,063	-	7.96	0.97	121,470	82,323	125,319	122,633
291,347	228,421	-	6.48	4.74	2,066,288	1,620,004	435,496	169,782
5,933,997	3,990,642	26.30	7.96	0.96	116,105	78,081	121,085	120,983
142,908,141	101,730,897	-	3.55	0.96	123,916	88,211	129,543	129,451
14	11	-	-	-	13,850	11,080	-	-
142,908,127	101,730,886	23.34	3.55	0.96	123,916	88,211	129,543	129,451
-	-	-	-	-	-	-	-	-
-	-	-	-	-	-	-	-	-
-	-	-	-	-	-	-	-	-
1,677,795	1,286,499	-	38.41	1.06	39,586	30,354	37,341	12,600
284,462	222,889	-	19.75	17.04	1,789,069	1,401,819	105,006	79,503
1,393,333	1,063,610	66.60	38.42	1.00	32,999	25,190	32,999	10,753
627,913	527,036	-	59.03	1.00	6,254	5,250	6,254	4,375
-	-	-	-	-	-	-	-	-
627,913	527,036	51.43	59.03	1.00	6,254	5,250	6,254	4,375
10,369,242	7,391,657	-	53.77	1.00	53,205	37,927	53,205	1,906
-	-	-	-	-	-	-	-	-
10,369,242	7,391,657	11.45	53.77	1.00	53,205	37,927	53,205	1,906
8,353,596	6,378,927	-	-	1.00	22,589	17,249	22,586	1,871
-	-	-	-	-	-	-	-	-
8,353,596	6,378,927	-	-	1.00	22,589	17,249	22,586	1,871
17,239,568	12,913,814	-	27.40	2.49	282,093	211,310	113,342	95,419
15,368,918	11,699,796	-	19.13	9.62	1,455,390	1,107,935	151,345	142,815
1,870,650	1,214,018	7.47	28.12	1.00	37,004	24,015	37,004	25,605
63,244,285	55,446,715	-	-	1.00	25,427	22,292	25,397	23,765
380,435	286,018	-	-	10.86	1,215,447	913,796	111,893	110,914
62,863,850	55,160,697	-	-	1.00	25,278	22,180	25,279	23,653
1,145,609,758	830,381,741	-	-	1.00	78,614	56,982	78,614	2,565
1,145,487,188	830,306,847	-	-	1.00	78,695	57,042	78,695	2,565
122,570	74,894	-	-	1.00	7,411	4,529	7,411	2,547

Note : 1) Based on the date of service provided

2) Psychiatric hospital was newly added to provider type classification as per the amendment of the Medical Service Act (Article 3-2-3, March 5, 2021)

제III-16표
Table III-16

월별 진료
Current status of monthly

구 분	청 구 건 수 Claims	일 수 Number of Days		진 료 비 (천 원) Medical Expenses (KRW 1,000)	
		입 내 원 Visit	요 양 급 여 Reimbursed	계 Total	급 여 비 Benefit
계	1,508,275,531	1,624,945,697	11,586,129,077	110,866,076,326	83,169,146,645
1 월	115,501,558	126,321,037	916,197,140	9,179,643,200	6,947,344,955
2 월	112,161,401	121,194,638	886,886,095	8,534,311,644	6,402,954,774
3 월	129,770,574	139,708,137	989,082,507	9,543,151,841	7,161,693,817
4 월	130,095,430	139,634,864	945,383,156	9,119,766,835	6,842,525,491
5 월	132,578,751	142,597,610	991,929,025	9,560,718,044	7,178,667,176
6 월	124,002,175	133,636,692	970,113,788	9,293,114,746	6,961,246,243
7 월	126,913,665	137,123,286	964,710,171	9,458,488,714	7,099,167,947
8 월	124,502,094	134,795,638	979,266,733	9,575,744,770	7,192,385,994
9 월	118,463,374	127,648,891	943,025,976	8,691,444,787	6,508,987,597
10 월	127,396,321	137,093,287	994,094,035	9,306,302,130	6,977,973,098
11 월	132,351,462	141,783,611	999,226,582	9,432,214,912	7,059,648,814
12 월	134,538,726	143,408,006	1,006,213,869	9,171,174,702	6,836,550,739
입원	17,281,809	135,373,590	217,211,914	38,742,063,423	31,425,032,305
1 월	1,586,862	12,519,945	20,310,772	3,593,976,777	2,929,150,771
2 월	1,351,350	10,505,396	16,832,314	2,987,113,491	2,422,945,425
3 월	1,457,542	11,525,416	18,492,178	3,316,589,929	2,692,998,297
4 월	1,417,150	11,073,622	17,718,224	3,148,490,030	2,556,987,978
5 월	1,493,857	11,634,405	18,735,023	3,328,882,593	2,701,631,682
6 월	1,431,503	11,187,846	17,971,673	3,191,818,287	2,586,912,814
7 월	1,522,130	11,850,122	18,963,751	3,341,899,133	2,708,871,891
8 월	1,548,864	11,960,009	19,235,744	3,395,829,046	2,752,328,423
9 월	1,321,121	10,612,297	17,018,621	2,998,240,768	2,428,670,418
10 월	1,364,678	11,176,917	17,967,703	3,253,768,497	2,639,194,405
11 월	1,375,515	10,932,272	17,676,913	3,214,601,163	2,606,308,263
12 월	1,411,237	10,395,343	16,288,998	2,970,853,710	2,399,031,939
외래	1,490,993,722	1,489,572,107	11,368,917,163	72,124,012,902	51,744,114,340
1 월	113,914,696	113,801,092	895,886,368	5,585,666,423	4,018,194,183
2 월	110,810,051	110,689,242	870,053,781	5,547,198,153	3,980,009,349
3 월	128,313,032	128,182,721	970,590,329	6,226,561,913	4,468,695,521
4 월	128,678,280	128,561,242	927,664,932	5,971,276,805	4,285,537,513
5 월	131,084,894	130,963,205	973,194,002	6,231,835,451	4,477,035,495
6 월	122,570,672	122,448,846	952,142,115	6,101,296,459	4,374,333,429
7 월	125,391,535	125,273,164	945,746,420	6,116,589,581	4,390,296,056
8 월	122,953,230	122,835,629	960,030,989	6,179,915,724	4,440,057,571
9 월	117,142,253	117,036,594	926,007,355	5,693,204,019	4,080,317,179
10 월	126,031,643	125,916,370	976,126,332	6,052,533,634	4,338,778,693
11 월	130,975,947	130,851,339	981,549,669	6,217,613,748	4,453,340,551
12 월	133,127,489	133,012,663	989,924,871	6,200,320,992	4,437,518,800

주 : 1) 진료일 기준
2) 외래실적에 약국 실적을 포함함

현황(계)

benefit cost (Total)

(단위 : 건, 일, 원)
Unit : Claim, Day, KRW

건 당 일 수 Days per claim		건 당 진료비 Medical Expenses per claim	건 당 급 여 비 Benefit per claim	일 당 진 료 비 Medical Expenses per day		일 당 급 여 비 Benefit per day		Division
입 내 원 Visit	요양급여 Reimbursed			입 내 원 Visit	요양급여 Reimbursed	입 내 원 Visit	요양급여 Reimbursed	
1.08	7.68	73,505	55,142	68,228	9,569	51,183	7,178	Total
1.09	7.93	79,476	60,149	72,669	10,019	54,998	7,583	Jan.
1.08	7.91	76,090	57,087	70,418	9,623	52,832	7,220	Feb.
1.08	7.62	73,539	55,187	68,308	9,648	51,262	7,241	Mar.
1.07	7.27	70,101	52,596	65,312	9,647	49,003	7,238	Apr.
1.08	7.48	72,114	54,146	67,047	9,639	50,342	7,237	May
1.08	7.82	74,943	56,138	69,540	9,579	52,091	7,176	Jun.
1.08	7.60	74,527	55,937	68,978	9,804	51,772	7,359	Jul.
1.08	7.87	76,912	57,769	71,039	9,778	53,358	7,345	Aug.
1.08	7.96	73,368	54,945	68,089	9,217	50,991	6,902	Sep.
1.08	7.80	73,050	54,774	67,883	9,362	50,899	7,019	Oct.
1.07	7.55	71,266	53,340	66,525	9,440	49,792	7,065	Nov.
1.07	7.48	68,168	50,815	63,952	9,115	47,672	6,794	Dec.
7.83	12.57	2,241,783	1,818,388	286,186	178,361	232,136	144,675	Inpatient
7.89	12.80	2,264,833	1,845,876	287,060	176,949	233,959	144,217	Jan.
7.77	12.46	2,210,466	1,792,981	284,341	177,463	230,638	143,946	Feb.
7.91	12.69	2,275,468	1,847,630	287,763	179,351	233,657	145,629	Mar.
7.81	12.50	2,221,706	1,804,317	284,323	177,698	230,908	144,314	Apr.
7.79	12.54	2,228,381	1,808,494	286,124	177,682	232,211	144,202	May
7.82	12.55	2,229,697	1,807,131	285,293	177,603	231,225	143,944	Jun.
7.79	12.46	2,195,541	1,779,659	282,014	176,226	228,594	142,845	Jul.
7.72	12.42	2,192,464	1,776,998	283,932	176,537	230,128	143,084	Aug.
8.03	12.88	2,269,467	1,838,341	282,525	176,174	228,854	142,707	Sep.
8.19	13.17	2,384,276	1,933,932	291,115	181,090	236,129	146,885	Oct.
7.95	12.85	2,337,016	1,894,787	294,047	181,853	238,405	147,441	Nov.
7.37	11.54	2,105,142	1,699,950	285,787	182,384	230,779	147,279	Dec.
1.00	7.63	48,373	34,704	48,419	6,344	34,738	4,551	Outpatient
1.00	7.86	49,034	35,274	49,083	6,235	35,309	4,485	Jan.
1.00	7.85	50,060	35,917	50,115	6,376	35,957	4,574	Feb.
1.00	7.56	48,526	34,827	48,576	6,415	34,862	4,604	Mar.
1.00	7.21	46,405	33,304	46,447	6,437	33,335	4,620	Apr.
1.00	7.42	47,540	34,154	47,585	6,403	34,185	4,600	May
1.00	7.77	49,778	35,688	49,827	6,408	35,724	4,594	Jun.
1.00	7.54	48,780	35,013	48,826	6,467	35,046	4,642	Jul.
1.00	7.81	50,262	36,112	50,310	6,437	36,146	4,625	Aug.
1.00	7.90	48,601	34,832	48,645	6,148	34,864	4,406	Sep.
1.00	7.75	48,024	34,426	48,068	6,201	34,458	4,445	Oct.
1.00	7.49	47,471	34,001	47,517	6,334	34,034	4,537	Nov.
1.00	7.44	46,574	33,333	46,615	6,263	33,362	4,483	Dec.

Note : 1) Based on the date of service provided
2) Pharmacy sales are included in outpatient sales

제III-16-1표
Table III-16-1

월별 진료
Current status of monthly

구 분	청 구 건 수 Claims	일 수 Number of Days		진 료 비 (천 원) Medical Expenses (KRW 1,000)	
		입 내 원 Visit	요 양 급 여 Reimbursed	계 Total	급 여 비 Benefit
계	967,869,014	1,084,539,180	1,699,395,499	87,760,512,606	66,367,481,730
1 월	74,286,201	85,105,680	135,993,499	7,371,293,943	5,632,743,987
2 월	73,312,919	82,346,156	130,159,109	6,793,522,728	5,136,323,613
3 월	83,744,620	93,682,183	145,887,081	7,579,360,622	5,733,567,707
4 월	82,605,595	92,145,029	141,168,087	7,197,559,825	5,444,653,452
5 월	84,752,647	94,771,506	147,686,272	7,561,982,214	5,724,656,611
6 월	80,681,466	90,315,983	141,903,574	7,373,762,453	5,566,316,834
7 월	81,937,167	92,146,788	143,601,777	7,532,504,027	5,697,956,223
8 월	80,869,346	91,162,890	144,298,489	7,627,606,306	5,773,991,466
9 월	76,123,098	85,308,615	136,310,292	6,840,925,358	5,163,521,884
10 월	81,104,348	90,801,314	142,397,682	7,336,140,324	5,546,318,067
11 월	84,007,903	93,440,052	145,786,614	7,423,875,582	5,598,508,875
12 월	84,443,704	93,312,984	144,203,023	7,121,979,223	5,348,923,011
입원	17,281,809	135,373,590	217,211,914	38,742,063,423	31,425,032,305
1 월	1,586,862	12,519,945	20,310,772	3,593,976,777	2,929,150,771
2 월	1,351,350	10,505,396	16,832,314	2,987,113,491	2,422,945,425
3 월	1,457,542	11,525,416	18,492,178	3,316,589,929	2,692,998,297
4 월	1,417,150	11,073,622	17,718,224	3,148,490,030	2,556,987,978
5 월	1,493,857	11,634,405	18,735,023	3,328,882,593	2,701,631,682
6 월	1,431,503	11,187,846	17,971,673	3,191,818,287	2,586,912,814
7 월	1,522,130	11,850,122	18,963,751	3,341,899,133	2,708,871,891
8 월	1,548,864	11,960,009	19,235,744	3,395,829,046	2,752,328,423
9 월	1,321,121	10,612,297	17,018,621	2,998,240,768	2,428,670,418
10 월	1,364,678	11,176,917	17,967,703	3,253,768,497	2,639,194,405
11 월	1,375,515	10,932,272	17,676,913	3,214,601,163	2,606,308,263
12 월	1,411,237	10,395,343	16,288,998	2,970,853,710	2,399,031,939
외래	950,587,205	949,165,590	1,482,183,585	49,018,449,183	34,942,449,425
1 월	72,699,339	72,585,735	115,682,727	3,777,317,166	2,703,593,216
2 월	71,961,569	71,840,760	113,326,795	3,806,409,237	2,713,378,187
3 월	82,287,078	82,156,767	127,394,903	4,262,770,694	3,040,569,411
4 월	81,188,445	81,071,407	123,449,863	4,049,069,794	2,887,665,475
5 월	83,258,790	83,137,101	128,951,249	4,233,099,621	3,023,024,929
6 월	79,249,963	79,128,137	123,931,901	4,181,944,165	2,979,404,020
7 월	80,415,037	80,296,666	124,638,026	4,190,604,894	2,989,084,332
8 월	79,320,482	79,202,881	125,062,745	4,231,777,261	3,021,663,043
9 월	74,801,977	74,696,318	119,291,671	3,842,684,590	2,734,851,466
10 월	79,739,670	79,624,397	124,429,979	4,082,371,827	2,907,123,661
11 월	82,632,388	82,507,780	128,109,701	4,209,274,419	2,992,200,612
12 월	83,032,467	82,917,641	127,914,025	4,151,125,514	2,949,891,072

주 : 진료일 기준

현황(의료기관 및 보건기관)

benefit cost (Medical Institution and Community health agency)

(단위 : 건, 일, 원)
Unit : Claim, Day, KRW

건 당 일 수 Days per claim		건 당 진료비 Medical Expenses per claim	건 당 급 여 비 Benefit per claim	일 당 진 료 비 Medical Expenses per day		일 당 급 여 비 Benefit per day		Division
입 내 원 Visit	요양급여 Reimbursed			입 내 원 Visit	요양급여 Reimbursed	입 내 원 Visit	요양급여 Reimbursed	
1.12	1.76	90,674	68,571	80,920	51,642	61,194	39,054	Total
1.15	1.83	99,228	75,825	86,613	54,203	66,185	41,419	Jan.
1.12	1.78	92,665	70,060	82,500	52,194	62,375	39,462	Feb.
1.12	1.74	90,506	68,465	80,905	51,954	61,202	39,301	Mar.
1.12	1.71	87,132	65,911	78,111	50,986	59,088	38,569	Apr.
1.12	1.74	89,224	67,545	79,792	51,203	60,405	38,762	May
1.12	1.76	91,394	68,991	81,644	51,963	61,632	39,226	Jun.
1.12	1.75	91,930	69,541	81,745	52,454	61,836	39,679	Jul.
1.13	1.78	94,320	71,399	83,670	52,860	63,337	40,014	Aug.
1.12	1.79	89,867	67,831	80,190	50,186	60,528	37,881	Sep.
1.12	1.76	90,453	68,385	80,793	51,519	61,082	38,949	Oct.
1.11	1.74	88,371	66,643	79,451	50,923	59,916	38,402	Nov.
1.11	1.71	84,340	63,343	76,324	49,389	57,322	37,093	Dec.
7.83	12.57	2,241,783	1,818,388	286,186	178,361	232,136	144,675	Inpatient
7.89	12.80	2,264,833	1,845,876	287,060	176,949	233,959	144,217	Jan.
7.77	12.46	2,210,466	1,792,981	284,341	177,463	230,638	143,946	Feb.
7.91	12.69	2,275,468	1,847,630	287,763	179,351	233,657	145,629	Mar.
7.81	12.50	2,221,706	1,804,317	284,323	177,698	230,908	144,314	Apr.
7.79	12.54	2,228,381	1,808,494	286,124	177,682	232,211	144,202	May
7.82	12.55	2,229,697	1,807,131	285,293	177,603	231,225	143,944	Jun.
7.79	12.46	2,195,541	1,779,659	282,014	176,226	228,594	142,845	Jul.
7.72	12.42	2,192,464	1,776,998	283,932	176,537	230,128	143,084	Aug.
8.03	12.88	2,269,467	1,838,341	282,525	176,174	228,854	142,707	Sep.
8.19	13.17	2,384,276	1,933,932	291,115	181,090	236,129	146,885	Oct.
7.95	12.85	2,337,016	1,894,787	294,047	181,853	238,405	147,441	Nov.
7.37	11.54	2,105,142	1,699,950	285,787	182,384	230,779	147,279	Dec.
1.00	1.56	51,566	36,759	51,644	33,072	36,814	23,575	Outpatient
1.00	1.59	51,958	37,189	52,039	32,652	37,247	23,371	Jan.
1.00	1.57	52,895	37,706	52,984	33,588	37,769	23,943	Feb.
1.00	1.55	51,804	36,951	51,886	33,461	37,009	23,867	Mar.
1.00	1.52	49,872	35,567	49,944	32,799	35,619	23,391	Apr.
1.00	1.55	50,843	36,309	50,917	32,827	36,362	23,443	May
1.00	1.56	52,769	37,595	52,850	33,744	37,653	24,041	Jun.
1.00	1.55	52,112	37,171	52,189	33,622	37,226	23,982	Jul.
1.00	1.58	53,350	38,094	53,430	33,837	38,151	24,161	Aug.
1.00	1.59	51,371	36,561	51,444	32,213	36,613	22,926	Sep.
1.00	1.56	51,196	36,458	51,270	32,809	36,510	23,364	Oct.
1.00	1.55	50,940	36,211	51,017	32,857	36,266	23,357	Nov.
1.00	1.54	49,994	35,527	50,063	32,452	35,576	23,062	Dec.

Note : Based on the date of service provided

제III-16-2표
Table III-16-2

월별 진료
Current status of monthly

구 분	청 구 건 수 Claims	일 수 Number of Days		진 료 비 (천 원) Medical Expenses (KRW 1,000)	
		입 내 원 Visit	요 양 급 여 Reimbursed	계 Total	급 여 비 Benefit
계	540,406,517	540,406,517	9,886,733,578	23,105,563,720	16,801,664,916
1 월	41,215,357	41,215,357	780,203,641	1,808,349,257	1,314,600,968
2 월	38,848,482	38,848,482	756,726,986	1,740,788,916	1,266,631,162
3 월	46,025,954	46,025,954	843,195,426	1,963,791,219	1,428,126,110
4 월	47,489,835	47,489,835	804,215,069	1,922,207,010	1,397,872,039
5 월	47,826,104	47,826,104	844,242,753	1,998,735,830	1,454,010,565
6 월	43,320,709	43,320,709	828,210,214	1,919,352,293	1,394,929,409
7 월	44,976,498	44,976,498	821,108,394	1,925,984,687	1,401,211,723
8 월	43,632,748	43,632,748	834,968,244	1,948,138,464	1,418,394,528
9 월	42,340,276	42,340,276	806,715,684	1,850,519,429	1,345,465,713
10 월	46,291,973	46,291,973	851,696,353	1,970,161,806	1,431,655,031
11 월	48,343,559	48,343,559	853,439,968	2,008,339,329	1,461,139,939
12 월	50,095,022	50,095,022	862,010,846	2,049,195,479	1,487,627,728
처방조제	539,169,196	539,169,196	9,883,146,569	23,096,007,128	16,795,857,887
1 월	41,103,486	41,103,486	779,877,433	1,807,490,055	1,314,078,913
2 월	38,758,593	38,758,593	756,466,243	1,740,099,109	1,266,211,934
3 월	45,922,607	45,922,607	842,895,194	1,962,994,100	1,427,641,749
4 월	47,384,446	47,384,446	803,908,846	1,921,388,068	1,397,374,513
5 월	47,718,525	47,718,525	843,930,616	1,997,900,818	1,453,503,225
6 월	43,234,462	43,234,462	827,961,481	1,918,688,404	1,394,526,102
7 월	44,888,891	44,888,891	820,856,412	1,925,304,134	1,400,798,247
8 월	43,542,229	43,542,229	834,707,718	1,947,437,424	1,417,968,592
9 월	42,246,254	42,246,254	806,442,695	1,849,793,947	1,345,024,860
10 월	46,177,422	46,177,422	851,364,102	1,969,275,996	1,431,116,650
11 월	48,225,368	48,225,368	853,096,421	2,007,435,166	1,460,590,358
12 월	49,966,913	49,966,913	861,639,408	2,048,199,906	1,487,022,744
직접조제	1,237,321	1,237,321	3,587,009	9,556,592	5,807,029
1 월	111,871	111,871	326,208	859,201	522,055
2 월	89,889	89,889	260,743	689,807	419,227
3 월	103,347	103,347	300,232	797,119	484,361
4 월	105,389	105,389	306,223	818,943	497,526
5 월	107,579	107,579	312,137	835,011	507,340
6 월	86,247	86,247	248,733	663,889	403,308
7 월	87,607	87,607	251,982	680,553	413,476
8 월	90,519	90,519	260,526	701,040	425,936
9 월	94,022	94,022	272,989	725,482	440,854
10 월	114,551	114,551	332,251	885,811	538,381
11 월	118,191	118,191	343,547	904,163	549,581
12 월	128,109	128,109	371,438	995,573	604,984

주 : 진료일 기준

현황(약국)

benefit cost (Pharmacy)

(단위 : 건, 일, 원)
Unit : Claim, Day, KRW

건 당 일 수 Days per claim		건 당 진료비 Medical Expenses per claim	건 당 급 여 비 Benefit per claim	일 당 진 료 비 Medical Expenses per day		일 당 급 여 비 Benefit per day		Division
입 내 원 Visit	요양급여 Reimbursed			입 내 원 Visit	요양급여 Reimbursed	입 내 원 Visit	요양급여 Reimbursed	
1.00	18.29	42,756	31,091	42,756	2,337	31,091	1,699	Total
1.00	18.93	43,876	31,896	43,876	2,318	31,896	1,685	Jan.
1.00	19.48	44,810	32,604	44,810	2,300	32,604	1,674	Feb.
1.00	18.32	42,667	31,029	42,667	2,329	31,029	1,694	Mar.
1.00	16.93	40,476	29,435	40,476	2,390	29,435	1,738	Apr.
1.00	17.65	41,792	30,402	41,792	2,367	30,402	1,722	May
1.00	19.12	44,306	32,200	44,306	2,317	32,200	1,684	Jun.
1.00	18.26	42,822	31,154	42,822	2,346	31,154	1,706	Jul.
1.00	19.14	44,649	32,508	44,649	2,333	32,508	1,699	Aug.
1.00	19.05	43,706	31,777	43,706	2,294	31,777	1,668	Sep.
1.00	18.40	42,559	30,927	42,559	2,313	30,927	1,681	Oct.
1.00	17.65	41,543	30,224	41,543	2,353	30,224	1,712	Nov.
1.00	17.21	40,906	29,696	40,906	2,377	29,696	1,726	Dec.
1.00	18.33	42,836	31,151	42,836	2,337	31,151	1,699	Prescription
1.00	18.97	43,974	31,970	43,974	2,318	31,970	1,685	Jan.
1.00	19.52	44,896	32,669	44,896	2,300	32,669	1,674	Feb.
1.00	18.35	42,746	31,088	42,746	2,329	31,088	1,694	Mar.
1.00	16.97	40,549	29,490	40,549	2,390	29,490	1,738	Apr.
1.00	17.69	41,868	30,460	41,868	2,367	30,460	1,722	May
1.00	19.15	44,379	32,255	44,379	2,317	32,255	1,684	Jun.
1.00	18.29	42,890	31,206	42,890	2,345	31,206	1,707	Jul.
1.00	19.17	44,725	32,565	44,725	2,333	32,565	1,699	Aug.
1.00	19.09	43,786	31,838	43,786	2,294	31,838	1,668	Sep.
1.00	18.44	42,646	30,992	42,646	2,313	30,992	1,681	Oct.
1.00	17.69	41,626	30,287	41,626	2,353	30,287	1,712	Nov.
1.00	17.24	40,991	29,760	40,991	2,377	29,760	1,726	Dec.
1.00	2.90	7,724	4,693	7,724	2,664	4,693	1,619	Without prescription
1.00	2.92	7,680	4,667	7,680	2,634	4,667	1,600	Jan.
1.00	2.90	7,674	4,664	7,674	2,646	4,664	1,608	Feb.
1.00	2.91	7,713	4,687	7,713	2,655	4,687	1,613	Mar.
1.00	2.91	7,771	4,721	7,771	2,674	4,721	1,625	Apr.
1.00	2.90	7,762	4,716	7,762	2,675	4,716	1,625	May
1.00	2.88	7,698	4,676	7,698	2,669	4,676	1,621	Jun.
1.00	2.88	7,768	4,720	7,768	2,701	4,720	1,641	Jul.
1.00	2.88	7,745	4,705	7,745	2,691	4,705	1,635	Aug.
1.00	2.90	7,716	4,689	7,716	2,658	4,689	1,615	Sep.
1.00	2.90	7,733	4,700	7,733	2,666	4,700	1,620	Oct.
1.00	2.91	7,650	4,650	7,650	2,632	4,650	1,600	Nov.
1.00	2.90	7,771	4,722	7,771	2,680	4,722	1,629	Dec.

Note : Based on the date of service provided



제Ⅳ 편

건강보험 심사실적

Benefit claim review records of National Health Insurance

제Ⅳ-1표
Table IV-1

연도별 진료비 심사실적
Review Records by Year

(단위 : 천, 일, 원)
Unit : Claim, Day, KRW

구 분 Division		청 구 건 수 Claims	입 내 원 일 수 Visits	진 료 비 (천 원) Medical Expenses(KRW 1,000)			건 당 입내원일수 Visits per Claim	건 당 진료비 Medical Expenses per claim	입내원일당 진료비 Medical Expenses per visit	
				계 Total	급 여 비 Benefit	본 인 부 당 Co-payment				
총 계 Total	2013	1,336,210,309	1,446,386,924	50,742,582,327	38,027,169,908	12,715,412,419	1.08	37,975	35,082	
	2014	1,362,782,885	1,476,960,886	54,527,451,220	40,932,262,135	13,595,189,084	1.08	40,012	36,919	
	2015	1,354,708,801	1,474,259,927	58,017,032,863	43,451,783,455	14,565,249,408	1.09	42,826	39,353	
	2016	1,399,039,549	1,524,353,003	64,662,332,221	48,411,598,750	16,250,733,471	1.09	46,219	42,420	
	2017	1,414,173,873	1,539,474,646	69,627,144,460	52,059,481,637	17,567,662,823	1.09	49,235	45,228	
	2018	1,437,695,370	1,567,410,847	77,914,125,431	58,798,201,800	19,115,923,631	1.09	54,194	49,709	
	2019	1,462,495,002	1,592,097,838	85,793,843,234	64,675,175,517	21,118,667,717	1.09	58,663	53,887	
	2020	1,276,343,311	1,399,063,660	86,833,855,541	65,387,120,553	21,446,734,989	1.10	68,033	62,066	
	2021	1,260,493,623	1,380,674,224	93,498,383,030	70,166,544,136	23,331,838,894	1.10	74,176	67,719	
	2022	1,435,522,508	1,553,239,346	102,977,012,517	77,153,324,871	25,823,687,646	1.08	71,735	66,298	
	2023	1,514,498,119	1,633,664,552	112,743,078,874	84,728,743,036	28,014,335,838	1.08	74,443	69,012	
의료기관 및 보건기관 Medical institution and Community health agency	소 계 Sub-total	2013	855,058,449	965,235,064	38,873,808,099	29,437,009,965	9,436,798,134	1.13	45,463	40,274
		2014	874,895,949	989,073,950	42,026,979,704	31,877,093,165	10,149,886,539	1.13	48,037	42,491
		2015	870,046,247	989,597,374	44,922,026,272	33,976,479,428	10,945,546,844	1.14	51,632	45,394
		2016	897,487,437	1,022,800,891	50,366,696,420	38,067,896,730	12,298,799,690	1.14	56,120	49,244
		2017	908,311,056	1,033,611,829	54,338,364,590	40,996,118,515	13,342,246,075	1.14	59,824	52,571
		2018	924,079,260	1,053,794,737	61,450,442,730	46,856,348,496	14,594,094,234	1.14	66,499	58,313
		2019	945,778,776	1,075,381,612	68,092,648,968	51,846,431,337	16,246,217,631	1.14	71,996	63,320
		2020	836,908,155	959,628,504	69,030,049,048	52,469,263,703	16,560,785,345	1.15	82,482	71,934
		2021	837,001,231	957,181,831	74,643,361,223	56,477,302,228	18,166,058,995	1.14	89,180	77,982
		2022	944,879,392	1,062,596,230	81,857,643,241	61,781,459,296	20,076,183,945	1.12	86,633	77,036
		2023	975,864,322	1,095,030,755	89,702,929,414	67,971,205,913	21,731,723,501	1.12	91,922	81,918
	입 원 In-patient	2013	12,742,633	123,220,100	17,727,927,936	14,501,939,320	3,225,988,616	9.67	1,391,230	143,872
		2014	14,039,627	130,074,679	19,057,615,672	15,603,861,850	3,453,753,822	9.26	1,357,416	146,513
		2015	13,897,278	133,863,023	20,709,939,430	16,942,006,610	3,767,932,820	9.63	1,490,216	154,710
		2016	15,616,228	141,498,708	23,742,894,017	19,434,751,662	4,308,142,355	9.06	1,520,399	167,796
		2017	15,718,777	142,049,141	25,182,415,673	20,569,001,914	4,613,413,759	9.04	1,602,059	177,280
		2018	16,657,143	147,669,248	29,104,091,180	23,838,885,901	5,265,205,279	8.87	1,747,244	197,090
		2019	16,965,542	147,650,626	32,008,115,704	26,107,334,226	5,900,781,478	8.70	1,886,654	216,783
		2020	16,125,155	140,210,972	32,854,812,930	26,676,393,779	6,178,419,151	8.70	2,037,488	234,324
		2021	16,400,928	138,110,432	34,687,304,643	28,149,217,854	6,538,086,789	8.42	2,114,960	251,156
		2022	17,390,837	136,766,556	34,905,868,534	28,352,766,399	6,553,102,135	7.86	2,007,141	255,222
		2023	18,107,482	139,137,223	40,083,188,373	32,568,000,899	7,515,187,474	7.68	2,213,626	288,084
		외 래 Out-patient	2013	842,315,816	842,014,964	21,145,880,163	14,935,070,645	6,210,809,518	1.00	25,104
	2014		860,856,322	858,999,271	22,969,364,032	16,273,231,315	6,696,132,717	1.00	26,682	26,740
	2015		856,148,969	855,734,351	24,212,086,843	17,034,472,818	7,177,614,025	1.00	28,280	28,294
	2016		881,871,209	881,302,183	26,623,802,404	18,633,145,068	7,990,657,336	1.00	30,190	30,210
	2017		892,592,279	891,562,688	29,155,948,917	20,427,116,601	8,728,832,316	1.00	32,664	32,702
	2018		907,422,117	906,125,489	32,346,351,550	23,017,462,596	9,328,888,954	1.00	35,646	35,697
	2019		928,813,234	927,730,986	36,084,533,264	25,739,097,111	10,345,436,153	1.00	38,850	38,895
	2020		820,783,000	819,417,532	36,175,236,119	25,792,869,924	10,382,366,195	1.00	44,074	44,148
	2021		820,600,303	819,071,399	39,956,056,580	28,328,084,375	11,627,972,205	1.00	48,691	48,782
	2022		927,488,555	925,829,674	46,951,774,707	33,428,692,896	13,523,081,811	1.00	50,622	50,713
	2023		957,756,840	955,893,532	49,619,741,040	35,403,205,014	14,216,536,026	1.00	51,808	51,909
약 국 Pharmacy	2013	481,151,860	481,151,860	11,868,774,228	8,590,159,943	3,278,614,285	1.00	24,667	24,667	
	2014	487,886,936	487,886,936	12,500,471,516	9,055,168,970	3,445,302,545	1.00	25,622	20,252	
	2015	484,662,554	484,662,553	13,095,006,590	9,475,304,027	3,619,702,563	1.00	27,019	27,019	
	2016	501,552,112	501,552,112	14,295,635,801	10,343,702,020	3,951,933,781	1.00	28,503	28,503	
	2017	505,862,817	505,862,817	15,288,779,870	11,063,363,121	4,225,416,749	1.00	30,223	30,223	
	2018	513,616,110	513,616,110	16,463,682,701	11,941,853,304	4,521,829,397	1.00	32,054	32,054	
	2019	516,716,226	516,716,226	17,701,194,266	12,828,744,180	4,872,450,086	1.00	34,257	34,257	
	2020	439,435,156	439,435,156	17,803,806,493	12,917,856,850	4,885,949,643	1.00	40,515	40,515	
	2021	423,492,392	423,492,393	18,855,021,807	13,689,241,908	5,165,779,899	1.00	44,523	44,523	
	2022	490,643,116	490,643,116	21,119,369,275	15,371,865,575	5,747,503,700	1.00	43,044	43,044	
	2023	538,633,797	538,633,797	23,040,149,460	16,757,537,123	6,282,612,337	1.00	42,775	42,775	

주 : 심사일 기준

Note : According to the review result

제Ⅳ-2표
Table IV-2

요양기관종별 진료비
Review Records by

구 분 Division			청 구 건 수 Claims	일 수 Number of Days		원외처방횟수 Prescription times	원외처방일수 Prescription days
				입 내 원 Visit	요 양 급 여 Reimbursed		
총 계 Total			1,514,498,119	1,633,664,552	11,591,590,588	-	-
의료기관 및 보건기관 Medical institution and Community health agency	소 계 Subtotal	소계 Subtotal	975,864,322	1,095,030,755	1,718,831,684	549,667,060	10,070,599,651
		입원 Inpatient	18,107,482	139,137,223	224,282,227	374,949	4,978,830
		외래 Outpatient	957,756,840	955,893,532	1,494,549,457	549,292,111	10,065,620,821
	상 급 중 합 병 원 Tertiary hospital	소계 Subtotal	52,657,823	66,948,387	160,127,212	19,711,422	1,526,607,132
		입원 Inpatient	3,628,528	18,236,886	47,649,063	58,907	1,591,556
		외래 Outpatient	49,029,295	48,711,501	112,478,149	19,652,515	1,525,015,576
	종 합 병 원 General hospital	소계 Subtotal	77,843,263	100,204,550	239,062,536	36,968,016	1,742,075,383
		입원 Inpatient	4,993,839	27,767,150	57,628,179	106,906	1,343,674
		외래 Outpatient	72,849,424	72,437,400	181,434,357	36,861,110	1,740,731,709
	병 원 Hospital	소계 Subtotal	65,995,597	85,935,670	119,337,049	39,287,138	671,929,824
		입원 Inpatient	3,298,219	23,319,923	44,166,008	79,195	878,655
		외래 Outpatient	62,697,378	62,615,747	75,171,041	39,207,943	671,051,169
	요 양 병 원 Healthcare Institute	소계 Subtotal	6,125,054	56,409,727	61,909,599	922,688	25,237,571
		입원 Inpatient	3,639,483	53,928,368	55,089,547	2,839	46,549
		외래 Outpatient	2,485,571	2,481,359	6,820,052	919,849	25,191,022
	정 신 병 원 Psychiatric hospital	소계 Subtotal	1,870,430	7,504,390	37,476,847	289,708	7,785,433
		입원 Inpatient	292,684	5,940,929	6,668,482	1,741	32,837
		외래 Outpatient	1,577,746	1,563,461	30,808,365	287,967	7,752,596
	의 원 Clinic	소계 Subtotal	589,671,078	593,388,232	857,279,343	434,878,289	5,961,536,976
		입원 Inpatient	1,622,011	5,554,309	8,340,211	112,767	892,461
		외래 Outpatient	588,049,067	587,833,923	848,939,132	434,765,522	5,960,644,515
	치 과 병 원 Dental hospital	소계 Subtotal	4,637,643	4,609,627	4,661,189	929,004	5,413,866
		입원 Inpatient	7,270	24,743	65,708	826	7,036
		외래 Outpatient	4,630,373	4,584,884	4,595,481	928,178	5,406,830
	치 과 의 원 Dental clinic	소계 Subtotal	78,069,550	77,326,266	77,379,755	15,104,086	55,735,337
		입원 Inpatient	209	196	723	73	412
		외래 Outpatient	78,069,341	77,326,070	77,379,032	15,104,013	55,734,925
	조 산 원 Midwifery clinic	소계 Subtotal	206	506	507	-	-
		입원 Inpatient	206	506	507	-	-
		외래 Outpatient	-	-	-	-	-
	보 건 의 료 원 Hospitalized healthcenter	소계 Subtotal	544,886	553,335	2,096,622	344,197	10,548,816
		입원 Inpatient	736	9,214	12,386	68	894
		외래 Outpatient	544,150	544,121	2,084,236	344,129	10,547,922
	보 건 소 Health center	소계 Subtotal	1,662,804	1,662,804	2,115,474	819,696	47,207,486
		입원 Inpatient	-	-	-	-	-
		외래 Outpatient	1,662,804	1,662,804	2,115,474	819,696	47,207,486
	보 건 지 소 Health subcenter	소계 Subtotal	1,489,042	1,489,042	27,860,505	255,897	13,817,061
		입원 Inpatient	-	-	-	-	-
		외래 Outpatient	1,489,042	1,489,042	27,860,505	255,897	13,817,061
	보 건 진 료 소 Primary health carepost	소계 Subtotal	2,563,345	2,563,868	23,510,277	-	-
		입원 Inpatient	-	-	-	-	-
		외래 Outpatient	2,563,345	2,563,868	23,510,277	-	-
	한 방 병 원 Korean medicine hospital	소계 Subtotal	4,463,780	7,940,598	9,253,951	156,912	2,704,696
		입원 Inpatient	599,263	4,076,866	4,381,371	11,627	184,756
		외래 Outpatient	3,864,517	3,863,732	4,872,580	145,285	2,519,940
	한 의 원 Korean medicine clinic	소계 Subtotal	88,269,821	88,493,753	96,760,818	7	70
		입원 Inpatient	25,034	278,133	280,042	-	-
		외래 Outpatient	88,244,787	88,215,620	96,480,776	7	70
약 국 Pharmacy		소계 Subtotal	538,633,797	538,633,797	9,872,758,904	-	-
		처방 Prescription	537,388,455	537,388,455	9,869,144,695	-	-
		직접 Without prescription	1,245,342	1,245,342	3,614,209	-	-

주 : 1) 심사일 기준
2) 「의료법」 제 3 조제 2 항제 3 호 개정(2021.3.5. 시행)에 따라 요양기관 종별 구분으로 정신병원 신설

심사실적

Provider Type

(단위 : 건, 일, 회, 원)
Unit : Claim, Day, Time, KRW

진료비 (천원) Medical Expenses (KRW 1,000)		원외 처방률 Prescription rate (%)	원외처방 횟수당 처방일수 Prescription days per prescription time	건당 입내원일수 Visits per Claim	건당 진료비 Medical Expenses perclaim	건당 급여비 Benefit per claim	일당진료비 Medical Expenses per day	
계 Total	급여비 Benefit						입내원 Visit	요양급여 Reimbursed
112,743,078,874	84,728,743,036	-	-	1.08	74,443	55,945	69,012	9,726
89,702,929,414	67,971,205,913	-	18.32	1.12	91,922	69,652	81,918	52,188
40,083,188,373	32,568,000,899	-	13.28	7.68	2,213,626	1,798,594	288,084	178,718
49,619,741,040	35,403,205,014	57.46	18.32	1.00	51,808	36,965	51,909	33,200
21,667,883,375	17,175,540,839	-	77.45	1.27	411,485	326,173	323,651	135,317
13,801,065,734	11,672,737,327	-	27.02	5.03	3,803,489	3,216,935	756,767	289,640
7,866,817,641	5,502,803,512	40.34	77.60	0.99	160,451	112,235	161,498	69,941
18,526,377,319	13,933,716,829	-	47.12	1.29	237,996	178,997	184,886	77,496
12,097,017,166	9,833,459,913	-	12.57	5.56	2,422,388	1,969,118	435,659	209,915
6,429,360,153	4,100,256,916	50.89	47.22	0.99	88,255	56,284	88,757	35,436
9,217,821,492	6,745,502,196	-	17.10	1.30	139,673	102,211	107,264	77,242
5,925,183,472	4,609,442,398	-	11.09	7.07	1,796,480	1,397,555	254,082	134,157
3,292,638,020	2,136,059,798	62.62	17.12	1.00	52,516	34,069	52,585	43,802
5,556,044,435	4,322,394,079	-	27.35	9.21	907,101	705,691	98,494	89,744
5,417,051,033	4,208,957,472	-	16.40	14.82	1,488,412	1,156,471	100,449	98,332
138,993,403	113,436,607	37.07	27.39	1.00	55,920	45,638	56,015	20,380
704,939,063	548,040,935	-	26.87	4.01	376,886	293,003	93,937	18,810
590,876,613	464,335,829	-	18.86	20.30	2,018,821	1,586,475	99,459	88,607
114,062,450	83,705,106	18.42	26.92	0.99	72,295	53,054	72,955	3,702
24,649,574,494	18,480,408,793	-	13.71	1.01	41,802	31,340	41,540	28,753
1,664,085,683	1,341,338,220	-	7.91	3.42	1,025,940	826,960	299,603	199,526
22,985,488,811	17,139,070,574	73.96	13.71	1.00	39,088	29,146	39,102	27,076
354,746,568	226,268,616	-	5.83	0.99	76,493	48,790	76,958	76,106
12,195,158	9,650,749	-	8.52	3.40	1,677,463	1,327,476	492,873	185,596
342,551,410	216,617,867	20.24	5.83	0.99	73,979	46,782	74,713	74,541
5,443,342,847	3,859,612,929	-	3.69	0.99	69,724	49,438	70,394	70,346
43,487	34,789	-	5.64	0.94	208,073	166,456	221,874	60,148
5,443,299,359	3,859,578,140	19.53	3.69	0.99	69,724	49,438	70,394	70,346
295,706	292,029	-	-	2.46	1,435,464	1,417,616	584,398	583,246
295,706	292,029	-	-	2.46	1,435,464	1,417,616	584,398	583,246
-	-	-	-	-	-	-	-	-
19,284,850	14,411,695	-	30.65	1.02	35,392	26,449	34,852	9,198
851,929	688,883	-	13.15	12.52	1,157,513	935,982	92,460	68,782
18,432,920	13,722,812	63.24	30.65	1.00	33,875	25,219	33,877	8,844
9,839,860	8,297,013	-	57.59	1.00	5,918	4,990	5,918	4,651
-	-	-	-	-	-	-	-	-
9,839,860	8,297,013	49.30	57.59	1.00	5,918	4,990	5,918	4,651
54,823,326	39,438,942	-	53.99	1.00	36,818	26,486	36,818	1,968
-	-	-	-	-	-	-	-	-
54,823,326	39,438,942	17.19	53.99	1.00	36,818	26,486	36,818	1,968
46,106,163	36,450,119	-	-	1.00	17,987	14,220	17,983	1,961
-	-	-	-	-	-	-	-	-
46,106,163	36,450,119	-	-	1.00	17,987	14,220	17,983	1,961
688,283,624	492,609,577	-	17.24	1.78	154,193	110,357	86,679	74,377
543,028,138	403,779,713	-	15.89	6.80	906,160	673,794	133,197	123,940
145,255,486	88,829,864	3.76	17.34	1.00	37,587	22,986	37,595	29,811
2,763,566,293	2,088,221,321	-	10.00	1.00	31,308	23,657	31,229	28,561
31,494,255	23,283,577	-	-	11.11	1,258,059	930,078	113,235	112,463
2,732,072,039	2,064,937,744	0.00	10.00	1.00	30,960	23,400	30,970	28,317
23,040,149,460	16,757,537,123	-	-	1.00	42,775	31,111	42,775	2,334
23,030,594,666	16,751,731,373	-	-	1.00	42,857	31,172	42,857	2,334
9,554,795	5,805,751	-	-	1.00	7,672	4,662	7,672	2,644

Note : 1) According to the review result

2) Psychiatric hospital was newly added to provider type classification as per the amendment of the Medical Service Act (Article 3-2-3, March 5, 2021)

제IV-3표
Table IV-3

월별 진료비
Review Records by

구 분	청 구 건 수 Claims	일 수 Number of Days		진 료 비 (천 원) Medical Expenses(KRW 1,000)	
		입 내 원 Visit	요 양 금 여 Reimbursed	계 Total	금 여 비 Benefit
계	1,514,498,119	1,633,664,552	11,591,590,588	112,743,078,874	84,728,743,036
1 월	137,527,595	149,138,529	992,523,970	11,324,317,237	8,626,816,792
2 월	114,311,993	124,499,673	907,272,613	8,926,609,039	6,761,735,550
3 월	117,138,092	127,007,609	920,101,409	9,234,135,182	6,935,104,467
4 월	125,424,334	134,708,763	961,264,579	9,032,024,354	6,766,338,832
5 월	132,203,189	142,182,429	958,956,462	9,507,403,971	7,147,980,366
6 월	130,953,507	140,598,967	997,133,637	9,256,745,943	6,944,576,703
7 월	125,623,141	135,333,548	974,302,032	9,386,025,029	7,035,621,177
8 월	127,739,222	138,128,274	972,367,469	9,596,261,553	7,194,029,285
9 월	123,055,945	133,001,599	951,888,408	9,092,049,853	6,817,199,898
10 월	120,918,405	130,757,882	960,931,132	9,088,992,626	6,811,276,434
11 월	126,557,227	135,814,915	996,713,649	9,011,714,282	6,742,398,892
12 월	133,045,469	142,492,364	998,135,228	9,286,799,804	6,945,664,639
입 원	18,107,482	139,137,223	224,282,227	40,083,188,373	32,568,000,899
1 월	1,871,809	13,737,536	23,402,467	4,521,150,629	3,722,501,887
2 월	1,569,107	11,945,639	19,082,306	3,436,786,014	2,804,259,541
3 월	1,586,173	11,635,079	18,895,654	3,373,247,858	2,738,054,302
4 월	1,452,975	10,918,247	17,334,935	3,067,437,328	2,489,536,223
5 월	1,512,062	11,626,622	18,831,482	3,358,584,915	2,728,057,520
6 월	1,419,152	11,190,536	17,844,328	3,141,543,259	2,551,279,992
7 월	1,496,297	11,349,091	18,254,216	3,262,513,275	2,642,660,908
8 월	1,564,946	12,089,864	19,387,096	3,386,811,327	2,740,404,296
9 월	1,495,013	11,576,953	18,386,862	3,163,924,868	2,559,476,167
10 월	1,441,130	11,400,878	18,399,555	3,237,245,581	2,622,441,232
11 월	1,316,637	10,697,768	16,913,685	3,009,569,446	2,438,493,971
12 월	1,382,181	10,969,010	17,549,641	3,124,373,874	2,530,834,862
외 래	1,496,390,637	1,494,527,329	11,367,308,361	72,659,890,501	52,160,742,137
1 월	135,655,786	135,400,993	969,121,503	6,803,166,608	4,904,314,905
2 월	112,742,886	112,554,034	888,190,307	5,489,823,024	3,957,476,009
3 월	115,551,919	115,372,530	901,205,755	5,860,887,325	4,197,050,165
4 월	123,971,359	123,790,516	943,929,644	5,964,587,027	4,276,802,609
5 월	130,691,127	130,555,807	940,124,980	6,148,819,056	4,419,922,847
6 월	129,534,355	129,408,431	979,289,309	6,115,202,684	4,393,296,711
7 월	124,126,844	123,984,457	956,047,816	6,123,511,755	4,392,960,269
8 월	126,174,276	126,038,410	952,980,373	6,209,450,226	4,453,624,990
9 월	121,560,932	121,424,646	933,501,546	5,928,124,985	4,257,723,731
10 월	119,477,275	119,357,004	942,531,577	5,851,747,045	4,188,835,202
11 월	125,240,590	125,117,147	979,799,964	6,002,144,836	4,303,904,921
12 월	131,663,288	131,523,354	980,585,587	6,162,425,931	4,414,829,777

주 : 1) 심사일 기준
2) 외래실적에 약국 실적을 포함함

심사실적(계)

Month(Total)

(단위 : 건, 일, 원)
Unit : Claim, Day, KRW

건 당 일 수 Days per claim		건 당 진 료 비 Medical Expenses perclaim	건 당 금 여 비 Benefit per claim	일 당 진 료 비 Medical Expenses per day		일 당 금 여 비 Benefit per day		Division
입 내 원 Visit	요 양 금 여 Reimbursed			입 내 원 Visit	요 양 금 여 Reimbursed	입 내 원 Visit	요 양 금 여 Reimbursed	
1.08	7.65	74,443	55,945	69,012	9,726	51,864	7,310	Total
1.08	7.22	82,342	62,728	75,932	11,410	57,844	8,692	Jan.
1.09	7.94	78,090	59,152	71,700	9,839	54,311	7,453	Feb.
1.08	7.85	78,831	59,205	72,705	10,036	54,604	7,537	Mar.
1.07	7.66	72,012	53,948	67,049	9,396	50,229	7,039	Apr.
1.08	7.25	71,915	54,068	66,868	9,914	50,273	7,454	May
1.07	7.61	70,687	53,031	65,838	9,283	49,393	6,965	Jun.
1.08	7.76	74,716	56,006	69,355	9,634	51,987	7,221	Jul.
1.08	7.61	75,124	56,318	69,474	9,869	52,082	7,398	Aug.
1.08	7.74	73,885	55,399	68,360	9,552	51,257	7,162	Sep.
1.08	7.95	75,166	56,330	69,510	9,459	52,091	7,088	Oct.
1.07	7.88	71,207	53,275	66,353	9,041	49,644	6,765	Nov.
1.07	7.50	69,802	52,205	65,174	9,304	48,744	6,959	Dec.
7.68	12.39	2,213,626	1,798,594	288,084	178,718	234,071	145,210	Inpatient
7.34	12.50	2,415,391	1,988,719	329,109	193,191	270,973	159,065	Jan.
7.61	12.16	2,190,281	1,787,169	287,702	180,103	234,752	146,956	Feb.
7.34	11.91	2,126,658	1,726,202	289,920	178,520	235,328	144,904	Mar.
7.51	11.93	2,111,143	1,713,406	280,946	176,951	228,016	143,614	Apr.
7.69	12.45	2,221,195	1,804,197	288,870	178,349	234,639	144,867	May
7.89	12.57	2,213,676	1,797,750	280,732	176,053	227,986	142,974	Jun.
7.58	12.20	2,180,392	1,766,134	287,469	178,727	232,852	144,770	Jul.
7.73	12.39	2,164,171	1,751,117	280,136	174,694	226,670	141,352	Aug.
7.74	12.30	2,116,319	1,712,009	273,295	172,075	221,084	139,201	Sep.
7.91	12.77	2,246,324	1,819,712	283,947	175,942	230,021	142,527	Oct.
8.13	12.85	2,285,800	1,852,062	281,327	177,937	227,944	144,173	Nov.
7.94	12.70	2,260,467	1,831,044	284,836	178,031	230,726	144,210	Dec.
1.00	7.60	48,557	34,858	48,617	6,392	34,901	4,589	Outpatient
1.00	7.14	50,150	36,153	50,245	7,020	36,221	5,061	Jan.
1.00	7.88	48,693	35,102	48,775	6,181	35,161	4,456	Feb.
1.00	7.80	50,721	36,322	50,800	6,503	36,378	4,657	Mar.
1.00	7.61	48,113	34,498	48,183	6,319	34,549	4,531	Apr.
1.00	7.19	47,048	33,820	47,097	6,540	33,855	4,701	May
1.00	7.56	47,209	33,916	47,255	6,245	33,949	4,486	Jun.
1.00	7.70	49,333	35,391	49,389	6,405	35,432	4,595	Jul.
1.00	7.55	49,213	35,297	49,266	6,516	35,335	4,673	Aug.
1.00	7.68	48,767	35,025	48,821	6,350	35,065	4,561	Sep.
1.00	7.89	48,978	35,060	49,027	6,209	35,095	4,444	Oct.
1.00	7.82	47,925	34,365	47,972	6,126	34,399	4,393	Nov.
1.00	7.45	46,804	33,531	46,854	6,284	33,567	4,502	Dec.

Note : 1) According to the review result
2) Pharmacy sales are included in outpatient sales

제Ⅳ-3-1표
Table IV-3-1

월별 진료비
Review Records by

구 분	청 구 건 수 Claims	일 수 Number of Days		진 료 비 (천 원) Medical Expenses(KRW 1,000)	
		입 내 원 Visit	요 양 급 여 Reimbursed	계 Total	급 여 비 Benefit
계	975,864,322	1,095,030,755	1,718,831,684	89,702,929,414	67,971,205,913
1 월	90,065,377	101,676,311	162,795,058	9,386,445,608	7,217,282,083
2 월	73,315,078	83,502,758	132,733,899	7,132,330,039	5,457,387,142
3 월	77,253,253	87,122,770	137,959,422	7,430,626,970	5,622,128,365
4 월	79,990,815	89,275,244	139,085,497	7,118,284,820	5,375,983,647
5 월	84,522,309	94,501,549	144,292,741	7,555,897,832	5,727,064,262
6 월	82,994,736	92,640,196	143,941,571	7,242,056,313	5,479,191,430
7 월	82,152,929	91,863,336	144,373,812	7,462,584,782	5,637,549,429
8 월	82,664,098	93,053,150	145,340,171	7,651,695,432	5,778,096,060
9 월	80,140,148	90,085,802	140,922,119	7,207,697,841	5,447,370,626
10 월	78,004,742	87,844,219	139,018,145	7,199,972,334	5,437,117,761
11 월	80,093,935	89,351,623	140,764,878	7,031,094,600	5,302,665,023
12 월	84,666,902	94,113,797	147,604,371	7,284,242,844	5,489,370,086
입 원	18,107,482	139,137,223	224,282,227	40,083,188,373	32,568,000,899
1 월	1,871,809	13,737,536	23,402,467	4,521,150,629	3,722,501,887
2 월	1,569,107	11,945,639	19,082,306	3,436,786,014	2,804,259,541
3 월	1,586,173	11,635,079	18,895,654	3,373,247,858	2,738,054,302
4 월	1,452,975	10,918,247	17,334,935	3,067,437,328	2,489,536,223
5 월	1,512,062	11,626,622	18,831,482	3,358,584,915	2,728,057,520
6 월	1,419,152	11,190,536	17,844,328	3,141,543,259	2,551,279,992
7 월	1,496,297	11,349,091	18,254,216	3,262,513,275	2,642,660,908
8 월	1,564,946	12,089,864	19,387,096	3,386,811,327	2,740,404,296
9 월	1,495,013	11,576,953	18,386,862	3,163,924,868	2,559,476,167
10 월	1,441,130	11,400,878	18,399,555	3,237,245,581	2,622,441,232
11 월	1,316,637	10,697,768	16,913,685	3,009,569,446	2,438,493,971
12 월	1,382,181	10,969,010	17,549,641	3,124,373,874	2,530,834,862
외 래	957,756,840	955,893,532	1,494,549,457	49,619,741,040	35,403,205,014
1 월	88,193,568	87,938,775	139,392,591	4,865,294,979	3,494,780,195
2 월	71,745,971	71,557,119	113,651,593	3,695,544,024	2,653,127,601
3 월	75,667,080	75,487,691	119,063,768	4,057,379,112	2,884,074,063
4 월	78,537,840	78,356,997	121,750,562	4,050,847,492	2,886,447,424
5 월	83,010,247	82,874,927	125,461,259	4,197,312,917	2,999,006,742
6 월	81,575,584	81,449,660	126,097,243	4,100,513,054	2,927,911,439
7 월	80,656,632	80,514,245	126,119,596	4,200,071,508	2,994,888,521
8 월	81,099,152	80,963,286	125,953,075	4,264,884,105	3,037,691,764
9 월	78,645,135	78,508,849	122,535,257	4,043,772,973	2,887,894,459
10 월	76,563,612	76,443,341	120,618,590	3,962,726,752	2,814,676,529
11 월	78,777,298	78,653,855	123,851,193	4,021,525,154	2,864,171,052
12 월	83,284,721	83,144,787	130,054,730	4,159,868,970	2,958,535,225

주 : 심사일 기준

심사실적(의료기관 및 보건기관)

Month(Medical Institution and Community health agency)

(단위 : 건, 일, 원)
Unit : Claim, Day, KRW

건 당 일 수 Days per claim		건 당 진 료 비 Medical Expenses perclaim	건 당 금 여 비 Benefit per claim	일 당 진료 비 Medical Expenses per day		일 당 금 여 비 Benefit per day		Division
입 내 원 Visit	요 양 금 여 Reimbursed			입 내 원 Visit	요 양 금 여 Reimbursed	입 내 원 Visit	요 양 금 여 Reimbursed	
1.12	1.76	91,922	69,652	81,918	52,188	62,072	39,545	Total
1.13	1.81	104,218	80,134	92,317	57,658	70,983	44,334	Jan.
1.14	1.81	97,283	74,437	85,414	53,734	65,356	41,115	Feb.
1.13	1.79	96,185	72,775	85,289	53,861	64,531	40,752	Mar.
1.12	1.74	88,989	67,208	79,734	51,179	60,218	38,652	Apr.
1.12	1.71	89,395	67,758	79,955	52,365	60,603	39,691	May
1.12	1.73	87,259	66,019	78,174	50,312	59,145	38,065	Jun.
1.12	1.76	90,838	68,623	81,236	51,689	61,369	39,048	Jul.
1.13	1.76	92,564	69,898	82,229	52,647	62,095	39,756	Aug.
1.12	1.76	89,939	67,973	80,009	51,147	60,469	38,655	Sep.
1.13	1.78	92,302	69,702	81,963	51,792	61,895	39,111	Oct.
1.12	1.76	87,786	66,206	78,690	49,949	59,346	37,670	Nov.
1.11	1.74	86,034	64,835	77,398	49,350	58,327	37,190	Dec.
7.68	12.39	2,213,626	1,798,594	288,084	178,718	234,071	145,210	Inpatient
7.34	12.50	2,415,391	1,988,719	329,109	193,191	270,973	159,065	Jan.
7.61	12.16	2,190,281	1,787,169	287,702	180,103	234,752	146,956	Feb.
7.34	11.91	2,126,658	1,726,202	289,920	178,520	235,328	144,904	Mar.
7.51	11.93	2,111,143	1,713,406	280,946	176,951	228,016	143,614	Apr.
7.69	12.45	2,221,195	1,804,197	288,870	178,349	234,639	144,867	May
7.89	12.57	2,213,676	1,797,750	280,732	176,053	227,986	142,974	Jun.
7.58	12.20	2,180,392	1,766,134	287,469	178,727	232,852	144,770	Jul.
7.73	12.39	2,164,171	1,751,117	280,136	174,694	226,670	141,352	Aug.
7.74	12.30	2,116,319	1,712,009	273,295	172,075	221,084	139,201	Sep.
7.91	12.77	2,246,324	1,819,712	283,947	175,942	230,021	142,527	Oct.
8.13	12.85	2,285,800	1,852,062	281,327	177,937	227,944	144,173	Nov.
7.94	12.70	2,260,467	1,831,044	284,836	178,031	230,726	144,210	Dec.
1.00	1.56	51,808	36,965	51,909	33,200	37,037	23,688	Outpatient
1.00	1.58	55,166	39,626	55,326	34,904	39,741	25,071	Jan.
1.00	1.58	51,509	36,979	51,645	32,516	37,077	23,344	Feb.
1.00	1.57	53,621	38,115	53,749	34,077	38,206	24,223	Mar.
1.00	1.55	51,578	36,752	51,697	33,272	36,837	23,708	Apr.
1.00	1.51	50,564	36,128	50,646	33,455	36,187	23,904	May
1.00	1.55	50,266	35,892	50,344	32,519	35,947	23,219	Jun.
1.00	1.56	52,073	37,131	52,166	33,302	37,197	23,746	Jul.
1.00	1.55	52,589	37,457	52,677	33,861	37,519	24,118	Aug.
1.00	1.56	51,418	36,721	51,507	33,001	36,784	23,568	Sep.
1.00	1.58	51,757	36,763	51,839	32,853	36,820	23,335	Oct.
1.00	1.57	51,049	36,358	51,129	32,471	36,415	23,126	Nov.
1.00	1.56	49,948	35,523	50,032	31,986	35,583	22,748	Dec.

Note : According to the review result

제Ⅳ-3-2표
Table IV-3-2

월별 진료비
Review Records by

구 분	청 구 건 수 Claims	일 수 Number of Days		진 료 비 (천 원) Medical Expenses(KRW 1,000)	
		입 내 원 Visit	요 양 급 여 Reimbursed	계 Total	급 여 비 Benefit
계	538,633,797	538,633,797	9,872,758,904	23,040,149,460	16,757,537,123
1 월	47,462,218	47,462,218	829,728,912	1,937,871,629	1,409,534,710
2 월	40,996,915	40,996,915	774,538,714	1,794,279,000	1,304,348,409
3 월	39,884,839	39,884,839	782,141,987	1,803,508,213	1,312,976,102
4 월	45,433,519	45,433,519	822,179,082	1,913,739,534	1,390,355,186
5 월	47,680,880	47,680,880	814,663,721	1,951,506,139	1,420,916,105
6 월	47,958,771	47,958,771	853,192,066	2,014,689,630	1,465,385,272
7 월	43,470,212	43,470,212	829,928,220	1,923,440,247	1,398,071,748
8 월	45,075,124	45,075,124	827,027,298	1,944,566,121	1,415,933,225
9 월	42,915,797	42,915,797	810,966,289	1,884,352,012	1,369,829,272
10 월	42,913,663	42,913,663	821,912,987	1,889,020,292	1,374,158,673
11 월	46,463,292	46,463,292	855,948,771	1,980,619,682	1,439,733,869
12 월	48,378,567	48,378,567	850,530,857	2,002,556,961	1,456,294,553
처방조제	537,388,455	537,388,455	9,869,144,695	23,030,594,666	16,751,731,373
1 월	47,328,647	47,328,647	829,339,202	1,936,888,646	1,408,937,603
2 월	40,899,285	40,899,285	774,254,219	1,793,543,428	1,303,901,331
3 월	39,789,884	39,789,884	781,865,325	1,802,775,235	1,312,530,669
4 월	45,326,096	45,326,096	821,866,916	1,912,907,987	1,389,850,054
5 월	47,576,616	47,576,616	814,359,960	1,950,684,048	1,420,416,804
6 월	47,859,962	47,859,962	852,906,209	2,013,924,491	1,464,920,385
7 월	43,375,638	43,375,638	829,652,445	1,922,704,172	1,397,624,610
8 월	44,990,251	44,990,251	826,783,410	1,943,907,136	1,415,532,866
9 월	42,825,749	42,825,749	810,706,576	1,883,656,609	1,369,406,776
10 월	42,810,064	42,810,064	821,614,353	1,888,228,257	1,373,677,194
11 월	46,352,009	46,352,009	855,628,403	1,979,762,592	1,439,212,901
12 월	48,254,254	48,254,254	850,167,677	2,001,612,066	1,455,720,179
직접조제	1,245,342	1,245,342	3,614,209	9,554,795	5,805,751
1 월	133,571	133,571	389,710	982,984	597,106
2 월	97,630	97,630	284,495	735,572	447,077
3 월	94,955	94,955	276,662	732,978	445,432
4 월	107,423	107,423	312,166	831,547	505,132
5 월	104,264	104,264	303,761	822,091	499,300
6 월	98,809	98,809	285,857	765,139	464,887
7 월	94,574	94,574	275,775	736,075	447,138
8 월	84,873	84,873	243,888	658,986	400,360
9 월	90,048	90,048	259,713	695,403	422,496
10 월	103,599	103,599	298,634	792,035	481,479
11 월	111,283	111,283	320,368	857,090	520,969
12 월	124,313	124,313	363,180	944,895	574,374

주 : 심사일 기준

심사실적(약국)

Month(Pharmacy)

(단위 : 건, 일, 원)
Unit : Claim, Day, KRW

건 당 일 수 Days per claim		건 당 진 료 비 Medical Expenses perclaim	건 당 금 여 비 Benefit per claim	일 당 진 료 비 Medical Expenses per day		일 당 금 여 비 Benefit per day		Division
입 내 원 Visit	요 양 금 여 Reimbursed			입 내 원 Visit	요 양 금 여 Reimbursed	입 내 원 Visit	요 양 금 여 Reimbursed	
1.00	18.33	42,775	31,111	42,775	2,334	31,111	1,697	Total
1.00	17.48	40,830	29,698	40,830	2,336	29,698	1,699	Jan.
1.00	18.89	43,766	31,816	43,766	2,317	31,816	1,684	Feb.
1.00	19.61	45,218	32,919	45,218	2,306	32,919	1,679	Mar.
1.00	18.10	42,122	30,602	42,122	2,328	30,602	1,691	Apr.
1.00	17.09	40,928	29,801	40,928	2,395	29,801	1,744	May
1.00	17.79	42,009	30,555	42,009	2,361	30,555	1,718	Jun.
1.00	19.09	44,247	32,162	44,247	2,318	32,162	1,685	Jul.
1.00	18.35	43,141	31,413	43,141	2,351	31,413	1,712	Aug.
1.00	18.90	43,908	31,919	43,908	2,324	31,919	1,689	Sep.
1.00	19.15	44,019	32,021	44,019	2,298	32,021	1,672	Oct.
1.00	18.42	42,628	30,986	42,628	2,314	30,986	1,682	Nov.
1.00	17.58	41,393	30,102	41,393	2,354	30,102	1,712	Dec.
1.00	18.37	42,857	31,172	42,857	2,334	31,172	1,697	Prescription
1.00	17.52	40,924	29,769	40,924	2,335	29,769	1,699	Jan.
1.00	18.93	43,853	31,881	43,853	2,316	31,881	1,684	Feb.
1.00	19.65	45,307	32,987	45,307	2,306	32,987	1,679	Mar.
1.00	18.13	42,203	30,663	42,203	2,328	30,663	1,691	Apr.
1.00	17.12	41,001	29,855	41,001	2,395	29,855	1,744	May
1.00	17.82	42,080	30,608	42,080	2,361	30,608	1,718	Jun.
1.00	19.13	44,327	32,221	44,327	2,317	32,221	1,685	Jul.
1.00	18.38	43,207	31,463	43,207	2,351	31,463	1,712	Aug.
1.00	18.93	43,984	31,976	43,984	2,323	31,976	1,689	Sep.
1.00	19.19	44,107	32,088	44,107	2,298	32,088	1,672	Oct.
1.00	18.46	42,711	31,050	42,711	2,314	31,050	1,682	Nov.
1.00	17.62	41,481	30,168	41,481	2,354	30,168	1,712	Dec.
1.00	2.90	7,672	4,662	7,672	2,644	4,662	1,606	Without prescription
1.00	2.92	7,359	4,470	7,359	2,522	4,470	1,532	Jan.
1.00	2.91	7,534	4,579	7,534	2,586	4,579	1,571	Feb.
1.00	2.91	7,719	4,691	7,719	2,649	4,691	1,610	Mar.
1.00	2.91	7,741	4,702	7,741	2,664	4,702	1,618	Apr.
1.00	2.91	7,885	4,789	7,885	2,706	4,789	1,644	May
1.00	2.89	7,744	4,705	7,744	2,677	4,705	1,626	Jun.
1.00	2.92	7,783	4,728	7,783	2,669	4,728	1,621	Jul.
1.00	2.87	7,764	4,717	7,764	2,702	4,717	1,642	Aug.
1.00	2.88	7,723	4,692	7,723	2,678	4,692	1,627	Sep.
1.00	2.88	7,645	4,648	7,645	2,652	4,648	1,612	Oct.
1.00	2.88	7,702	4,681	7,702	2,675	4,681	1,626	Nov.
1.00	2.92	7,601	4,620	7,601	2,602	4,620	1,582	Dec.

Note : According to the review result

제Ⅳ-4-1표

Table IV-4-1

요양기관 소재지별

MReview Records by Location

구 분 Division			청 구 건 수 Claims	일 수 Number of Days		원외처방횟수 Prescription times	원외처방일수 Prescription days
				입 내 원 Visit	요 양 급 여 Reimbursed		
총 계 Total			311,377,359	328,559,738	2,609,326,743	-	-
의료기관 및 보건기관 Medical institution and Community health agency	소 계 Subtotal	소계 Subtotal	207,865,405	225,047,784	377,920,220	106,488,044	2,325,707,722
		입원 Inpatient	3,600,509	21,327,683	46,348,554	68,256	1,222,547
		외래 Outpatient	204,264,896	203,720,101	331,571,666	106,419,788	2,324,485,175
	상 급 중 합 병 원 Tertiary hospital	소계 Subtotal	24,840,233	30,877,865	74,261,016	8,671,203	717,396,750
		입원 Inpatient	1,491,576	7,708,438	22,359,036	21,323	639,243
		외래 Outpatient	23,348,657	23,169,427	51,901,980	8,649,880	716,757,507
	종 합 병 원 General hospital	소계 Subtotal	13,055,365	16,219,969	52,784,227	5,465,193	318,587,936
		입원 Inpatient	734,113	3,948,631	8,848,672	7,389	188,824
		외래 Outpatient	12,321,252	12,271,338	43,935,555	5,457,804	318,399,112
	병 원 Hospital	소계 Subtotal	9,177,959	11,694,446	17,212,204	4,508,448	103,068,808
		입원 Inpatient	504,416	3,062,222	7,590,230	8,514	126,939
		외래 Outpatient	8,673,543	8,632,224	9,621,974	4,499,934	102,941,869
	요 양 병 원 Healthcare Institute	소계 Subtotal	541,816	4,669,238	4,997,970	73,341	1,852,172
		입원 Inpatient	352,140	4,479,599	4,646,397	652	6,501
		외래 Outpatient	189,676	189,639	351,573	72,689	1,845,671
	정 신 병 원 Psychiatric hospital	소계 Subtotal	139,161	437,542	2,942,505	20,699	809,557
		입원 Inpatient	22,995	321,381	378,367	3	61
		외래 Outpatient	116,166	116,161	2,564,138	20,696	809,496
	의 원 Clinic	소계 Subtotal	120,055,716	120,642,384	182,782,438	84,169,808	1,163,757,312
		입원 Inpatient	364,328	1,023,807	1,668,335	26,754	215,299
		외래 Outpatient	119,691,388	119,618,577	181,114,103	84,143,054	1,163,542,013
	치 과 병 원 Dental hospital	소계 Subtotal	1,194,319	1,189,428	1,209,495	254,477	1,964,822
		입원 Inpatient	3,573	11,834	30,099	823	7,028
		외래 Outpatient	1,190,746	1,177,594	1,179,396	253,653	1,957,794
	치 과 의 원 Dental clinic	소계 Subtotal	17,923,119	17,743,575	17,746,233	3,220,084	12,515,493
		입원 Inpatient	197	192	718	70	398
		외래 Outpatient	17,922,922	17,743,383	17,745,515	3,220,014	12,515,095
	조 산 원 Midwifery clinic	소계 Subtotal	39	89	89	-	-
		입원 Inpatient	39	89	89	-	-
		외래 Outpatient	-	-	-	-	-
	보 건 의 료 원 Hospitalized healthcenter	소계 Subtotal	-	-	-	-	-
		입원 Inpatient	-	-	-	-	-
		외래 Outpatient	-	-	-	-	-
	보 건 소 Health center	소계 Subtotal	306,810	306,810	444,933	82,554	5,247,266
		입원 Inpatient	-	-	-	-	-
		외래 Outpatient	306,810	306,810	444,933	82,554	5,247,266
	보 건 지 소 Health subcenter	소계 Subtotal	11,151	11,151	11,151	725	42,218
		입원 Inpatient	-	-	-	-	-
		외래 Outpatient	11,151	11,151	11,151	725	42,218
	보 건 진 료 소 Primary health carepost	소계 Subtotal	-	-	-	-	-
		입원 Inpatient	-	-	-	-	-
		외래 Outpatient	-	-	-	-	-
	한 방 병 원 Korean medicine hospital	소계 Subtotal	990,967	1,587,253	1,973,855	21,512	465,388
		입원 Inpatient	122,948	719,514	774,459	2,727	38,254
		외래 Outpatient	868,019	867,739	1,199,396	18,785	427,134
	한 의 원 Korean medicine clinic	소계 Subtotal	19,628,750	19,668,034	21,554,104	-	-
		입원 Inpatient	4,184	51,976	52,152	-	-
		외래 Outpatient	19,624,566	19,616,058	21,501,952	-	-
약 국 Pharmacy	소 계 Subtotal	소계 Subtotal	103,511,954	103,511,954	2,231,406,523	-	-
		처방 Prescription	103,511,950	103,511,950	2,231,406,499	-	-
		직접 Without prescription	4	4	24	-	-

주 : 1) 심사일 기준

2) 「의료법」 제 3 조제 2 항제 3 호 개정(2021.3.5. 시행)에 따라 요양기관 종별 구분으로 정신병원 신설

진료비 심사실적(서울)

of the Provider(Seoul)

(단위 : 건, 일, 회, 원)
Unit : Claim, Day, Time, KRW

진료비 (천 원) Medical Expenses(KRW 1,000)		원외 처방률 Prescription rate (%)	원외처방 횟수당 처방일수 Prescription days per prescription time	건 당 입내원일수 Visits per Claim	건 당 진료비 Medical Expenses perclaim	건당 급여비 Benefit per claim	일당 진료비 Medical Expenses per day	
계 Total	급여비 Benefit						입내원 Visit	요양급여 Reimbursed
28,841,074,060	22,043,770,885	-	-	1.06	92,624	70,794	87,780	11,053
23,589,505,699	18,140,559,755	-	21.84	1.08	113,485	87,271	104,820	62,419
10,390,445,979	8,657,540,011	-	17.91	5.92	2,885,827	2,404,532	487,181	224,181
13,199,059,720	9,483,019,744	52.24	21.84	1.00	64,617	46,425	64,790	39,808
10,307,272,436	8,227,511,477	-	82.73	1.24	414,943	331,217	333,808	138,798
6,241,600,521	5,314,623,732	-	29.98	5.17	4,184,568	3,563,093	809,710	279,153
4,065,671,914	2,912,887,745	37.33	82.86	0.99	174,129	124,756	175,476	78,334
3,339,166,937	2,555,664,123	-	58.29	1.24	255,770	195,756	205,868	63,261
2,122,431,063	1,765,995,707	-	25.55	5.38	2,891,150	2,405,618	537,511	239,859
1,216,735,875	789,668,417	44.48	58.34	1.00	98,751	64,090	99,153	27,694
1,565,904,886	1,120,245,053	-	22.86	1.27	170,616	122,058	133,902	90,976
984,447,137	752,060,041	-	14.91	6.07	1,951,657	1,490,952	321,481	129,699
581,457,749	368,185,012	52.13	22.88	1.00	67,038	42,449	67,359	60,430
541,829,269	428,874,171	-	25.25	8.62	1,000,024	791,549	116,042	108,410
533,351,919	422,256,812	-	9.97	12.72	1,514,602	1,199,116	119,062	114,788
8,477,350	6,617,359	38.33	25.39	1.00	44,694	34,888	44,703	24,113
43,087,102	33,762,007	-	39.11	3.14	309,621	242,611	98,475	14,643
34,729,817	27,351,945	-	20.33	13.98	1,510,320	1,189,474	108,064	91,789
8,357,285	6,410,062	17.82	39.11	1.00	71,943	55,180	71,946	3,259
5,692,880,762	4,269,376,124	-	13.83	1.00	47,419	35,562	47,188	31,146
373,403,256	298,959,878	-	8.05	2.81	1,024,910	820,579	364,720	223,818
5,319,477,505	3,970,416,245	70.34	13.83	1.00	44,443	33,172	44,470	29,371
103,036,122	66,001,445	-	7.72	1.00	86,272	55,263	86,627	85,189
6,384,968	5,148,842	-	8.53	3.31	1,787,005	1,441,042	539,544	212,132
96,651,154	60,852,603	21.54	7.72	0.99	81,169	51,105	82,075	81,950
1,243,186,155	879,704,237	-	3.89	0.99	69,362	49,082	70,064	70,054
43,091	34,468	-	5.69	0.97	218,736	174,965	224,432	60,015
1,243,143,064	879,669,769	18.15	3.89	0.99	69,361	49,081	70,062	70,054
41,331	40,855	-	-	2.28	1,059,756	1,047,561	464,388	464,388
41,331	40,855	-	-	2.28	1,059,756	1,047,561	464,388	464,388
-	-	-	-	-	-	-	-	-
-	-	-	-	-	-	-	-	-
-	-	-	-	-	-	-	-	-
-	-	-	-	-	-	-	-	-
1,841,629	1,496,028	-	63.56	1.00	6,003	4,876	6,003	4,139
-	-	-	-	-	-	-	-	-
1,841,629	1,496,028	26.91	63.56	1.00	6,003	4,876	6,003	4,139
47,052	36,885	-	58.23	1.00	4,220	3,308	4,220	4,220
-	-	-	-	-	-	-	-	-
47,052	36,885	6.50	58.23	1.00	4,220	3,308	4,220	4,220
-	-	-	-	-	-	-	-	-
-	-	-	-	-	-	-	-	-
-	-	-	-	-	-	-	-	-
119,410,599	85,515,079	-	21.63	1.60	120,499	86,295	75,231	60,496
87,807,038	66,461,580	-	14.03	5.85	714,180	540,567	122,037	113,379
31,603,561	19,053,500	2.16	22.74	1.00	36,409	21,951	36,421	26,350
631,801,419	472,332,271	-	-	1.00	32,188	24,063	32,123	29,312
6,205,838	4,606,152	-	-	12.42	1,483,231	1,100,897	119,398	118,995
625,595,580	467,726,119	-	-	1.00	31,878	23,834	31,892	29,095
5,251,568,361	3,903,211,129	-	-	1.00	50,734	37,708	50,734	2,353
5,251,568,278	3,903,211,079	-	-	1.00	50,734	37,708	50,734	2,353
83	50	-	-	1.00	20,753	12,503	20,753	3,459

Note : 1) According to the review result

2) Psychiatric hospital was newly added to provider type classification as per the amendment of the Medical Service Act (Article 3-2-3, March 5, 2021)

제Ⅳ-4-2표

Table IV-4-2

요양기관 소재지별

Review Records by Location

구 분 Division			청 구 건 수 Claims	일 수 Number of Days		원외처방횟수 Prescription times	원외처방일수 Prescription days
				입 내 원 Visit	요 양 급 여 Reimbursed		
총 계 Total			104,723,374	116,924,434	844,907,071	-	-
의료기관 및 보건기관 Medical institution and Community health agency	소 계 Subtotal	소계 Subtotal	68,614,738	80,815,798	135,252,675	36,917,078	715,805,034
		입원 Inpatient	1,527,124	13,826,811	19,961,180	35,013	369,947
		외래 Outpatient	67,087,614	66,988,987	115,291,495	36,882,065	715,435,087
	상 급 중 합 병 원 Tertiary hospital	소계 Subtotal	2,439,015	3,221,160	5,887,422	1,128,722	77,920,614
		입원 Inpatient	184,177	972,653	2,110,633	4,870	95,515
		외래 Outpatient	2,254,838	2,248,507	3,776,789	1,123,852	77,825,099
	종 합 병 원 General hospital	소계 Subtotal	6,871,834	8,993,151	27,830,032	3,475,857	163,438,573
		입원 Inpatient	387,541	2,529,374	5,055,471	15,244	154,309
		외래 Outpatient	6,484,293	6,463,777	22,774,561	3,460,613	163,284,264
	병 원 Hospital	소계 Subtotal	6,855,348	8,987,441	12,152,522	4,017,879	79,881,104
		입원 Inpatient	361,894	2,495,757	4,499,947	5,088	38,407
		외래 Outpatient	6,493,454	6,491,684	7,652,575	4,012,791	79,842,697
	요 양 병 원 Healthcare Institute	소계 Subtotal	542,667	6,947,733	7,409,442	68,480	2,024,516
		입원 Inpatient	413,120	6,818,209	6,915,690	282	1,812
		외래 Outpatient	129,547	129,524	493,752	68,198	2,022,704
	정 신 병 원 Psychiatric hospital	소계 Subtotal	100,737	479,217	2,278,643	2,064	62,116
		입원 Inpatient	20,319	398,799	461,148	29	815
		외래 Outpatient	80,418	80,418	1,817,495	2,035	61,301
	의 원 Clinic	소계 Subtotal	38,555,551	38,790,633	65,533,887	27,169,917	386,810,348
		입원 Inpatient	122,351	360,419	614,844	9,383	78,032
		외래 Outpatient	38,433,200	38,430,214	64,919,043	27,160,534	386,732,316
	치 과 병 원 Dental hospital	소계 Subtotal	462,824	457,949	457,955	71,527	266,390
		입원 Inpatient	-	-	-	-	-
		외래 Outpatient	462,824	457,949	457,955	71,527	266,390
	치 과 의 원 Dental clinic	소계 Subtotal	5,228,412	5,167,654	5,167,947	928,501	3,217,236
		입원 Inpatient	1	-	-	-	-
		외래 Outpatient	5,228,411	5,167,654	5,167,947	928,501	3,217,236
	조 산 원 Midwifery clinic	소계 Subtotal	-	-	-	-	-
		입원 Inpatient	-	-	-	-	-
		외래 Outpatient	-	-	-	-	-
	보 건 의 료 원 Hospitalized healthcenter	소계 Subtotal	-	-	-	-	-
		입원 Inpatient	-	-	-	-	-
		외래 Outpatient	-	-	-	-	-
	보 건 소 Health center	소계 Subtotal	69,162	69,162	73,033	40,271	1,763,783
		입원 Inpatient	-	-	-	-	-
		외래 Outpatient	69,162	69,162	73,033	40,271	1,763,783
	보 건 지 소 Health subcenter	소계 Subtotal	22,470	22,470	86,944	5,798	261,888
		입원 Inpatient	-	-	-	-	-
		외래 Outpatient	22,470	22,470	86,944	5,798	261,888
	보 건 진 료 소 Primary health carepost	소계 Subtotal	7,106	7,139	75,432	-	-
		입원 Inpatient	-	-	-	-	-
		외래 Outpatient	7,106	7,139	75,432	-	-
	한 방 병 원 Korean medicine hospital	소계 Subtotal	340,459	519,432	623,725	8,062	158,466
		입원 Inpatient	33,962	212,982	264,689	117	1,057
		외래 Outpatient	306,497	306,450	359,036	7,945	157,409
	한 의 원 Korean medicine clinic	소계 Subtotal	7,119,153	7,152,657	7,675,691	-	-
		입원 Inpatient	3,759	38,618	38,758	-	-
		외래 Outpatient	7,115,394	7,114,039	7,636,933	-	-
약 국 Pharmacy	소 계 Subtotal	소계 Subtotal	36,108,636	36,108,636	709,654,396	-	-
		처방 Prescription	36,101,605	36,101,605	709,634,971	-	-
		직접 Without prescription	7,031	7,031	19,425	-	-

주 : 1) 심사일 기준

2) 「의료법」 제 3 조제 2 항제 3 호 개정(2021.3.5. 시행)에 따라 요양기관 종별 구분으로 정신병원 신설

진료비 심사실적(부산)

of the Provider(Busan)

(단위 : 건, 일, 회, 원)
Unit : Claim, Day, Time, KRW

진료비 (천 원) Medical Expenses(KRW 1,000)		원 외 처방률 Prescription rate (%)	원외처방 횟수당 처방일수 Prescription days per prescription time	건 당 입내원일수 Visits per Claim	건 당 진료비 Medical Expenses perclaim	건 당 금 여 비 Benefit per claim	일 당 진료비 Medical Expenses per day	
계 Total	금 여 비 Benefit						입 내 원 Visit	요 양 금 여 Reimbursed
8,438,735,017	6,337,629,858	-	-	1.12	80,581	60,518	72,173	9,988
6,780,090,656	5,134,541,876	-	19.39	1.18	98,814	74,831	83,896	50,129
3,355,727,661	2,690,461,046	-	10.57	9.05	2,197,417	1,761,783	242,697	168,113
3,424,362,996	2,444,080,830	55.06	19.40	1.00	51,043	36,431	51,118	29,702
1,049,459,751	829,905,504	-	69.03	1.32	430,280	340,263	325,802	178,255
730,247,336	612,293,985	-	19.61	5.28	3,964,921	3,324,487	750,779	345,985
319,212,416	217,611,520	49.98	69.25	1.00	141,568	96,509	141,966	84,520
1,721,570,719	1,308,650,160	-	47.02	1.31	250,526	190,437	191,431	61,860
1,138,536,812	923,198,757	-	10.12	6.53	2,937,849	2,382,196	450,126	225,209
583,033,907	385,451,402	53.54	47.18	1.00	89,915	59,444	90,200	25,600
1,001,276,297	736,403,272	-	19.88	1.31	146,058	107,420	111,408	82,392
657,259,462	513,075,634	-	7.55	6.90	1,816,166	1,417,751	263,351	146,059
344,016,835	223,327,639	61.81	19.90	1.00	52,979	34,393	52,993	44,954
653,067,956	502,207,626	-	29.56	12.80	1,203,441	925,443	93,997	88,140
647,019,770	497,280,959	-	6.43	16.50	1,566,179	1,203,720	94,896	93,558
6,048,186	4,926,667	52.65	29.66	1.00	46,687	38,030	46,695	12,249
44,695,532	35,053,490	-	30.09	4.76	443,685	347,970	93,268	19,615
38,866,687	30,662,713	-	28.10	19.63	1,912,825	1,509,066	97,459	84,282
5,828,845	4,390,778	2.53	30.12	1.00	72,482	54,599	72,482	3,207
1,642,790,185	1,237,100,875	-	14.24	1.01	42,608	32,086	42,350	25,068
108,507,598	87,158,586	-	8.32	2.95	886,855	712,365	301,060	176,480
1,534,282,587	1,149,942,289	70.67	14.24	1.00	39,921	29,921	39,924	23,634
31,296,080	19,863,985	-	3.72	0.99	67,620	42,919	68,340	68,339
-	-	-	-	-	-	-	-	-
31,296,080	19,863,985	15.62	3.72	0.99	67,620	42,919	68,340	68,339
376,713,852	267,489,241	-	3.46	0.99	72,051	51,161	72,898	72,894
56	49	-	-	-	56,250	48,900	-	-
376,713,796	267,489,192	17.97	3.46	0.99	72,051	51,161	72,898	72,894
-	-	-	-	-	-	-	-	-
-	-	-	-	-	-	-	-	-
-	-	-	-	-	-	-	-	-
-	-	-	-	-	-	-	-	-
-	-	-	-	-	-	-	-	-
-	-	-	-	-	-	-	-	-
-	-	-	-	-	-	-	-	-
360,106	312,354	-	43.80	1.00	5,207	4,516	5,207	4,931
-	-	-	-	-	-	-	-	-
360,106	312,354	58.23	43.80	1.00	5,207	4,516	5,207	4,931
217,103	168,328	-	45.17	1.00	9,662	7,491	9,662	2,497
-	-	-	-	-	-	-	-	-
217,103	168,328	25.80	45.17	1.00	9,662	7,491	9,662	2,497
143,616	112,884	-	-	1.00	20,210	15,886	20,117	1,904
-	-	-	-	-	-	-	-	-
143,616	112,884	-	-	1.00	20,210	15,886	20,117	1,904
41,533,327	29,805,201	-	19.66	1.53	121,992	87,544	79,959	66,589
30,501,552	23,242,510	-	9.03	6.27	898,108	684,368	143,212	115,235
11,031,776	6,562,691	2.59	19.81	1.00	35,993	21,412	35,999	30,726
216,966,132	167,468,956	-	-	1.00	30,476	23,524	30,334	28,267
4,788,388	3,547,854	-	-	10.27	1,273,846	943,829	123,994	123,546
212,177,744	163,921,101	-	-	1.00	29,820	23,038	29,825	27,783
1,658,644,361	1,203,087,982	-	-	1.00	45,935	33,319	45,935	2,337
1,658,604,078	1,203,063,416	-	-	1.00	45,943	33,324	45,943	2,337
40,283	24,566	-	-	1.00	5,729	3,494	5,729	2,074

Note : 1) According to the review result

2) Psychiatric hospital was newly added to provider type classification as per the amendment of the Medical Service Act (Article 3-2-3, March 5, 2021)

제Ⅳ-4-3표
Table IV-4-3

요양기관 소재지별
Review Records by Location

구 분 Division			청 구 건 수 Claims	일 수 Number of Days		원외처방횟수 Prescription times	원외처방일수 Prescription days
				입 내 원 Visit	요 양 급 여 Reimbursed		
총 계 Total			77,500,671	84,306,096	628,304,151	-	-
의료기관 및 보건기관 Medical institution and Community health agency	소 계 Subtotal	소계 Subtotal	49,771,657	56,577,082	86,949,893	28,298,168	551,113,473
		입원 Inpatient	948,117	7,814,170	12,266,899	17,431	227,924
		외래 Outpatient	48,823,540	48,762,912	74,682,994	28,280,737	550,885,549
	상 급 중 합 병 원 Tertiary hospital	소계 Subtotal	4,103,098	5,408,971	11,748,464	1,731,327	125,813,003
		입원 Inpatient	307,285	1,619,950	3,655,647	6,509	147,831
		외래 Outpatient	3,795,813	3,789,021	8,092,817	1,724,818	125,665,172
	종 합 병 원 General hospital	소계 Subtotal	2,581,699	3,428,953	11,317,914	1,158,923	48,950,800
		입원 Inpatient	158,566	1,012,265	1,909,548	998	12,211
		외래 Outpatient	2,423,133	2,416,688	9,408,366	1,157,925	48,938,589
	병 원 Hospital	소계 Subtotal	3,805,401	5,363,198	6,988,225	2,190,968	41,000,855
		입원 Inpatient	193,685	1,753,951	3,061,293	4,090	26,302
		외래 Outpatient	3,611,716	3,609,247	3,926,932	2,186,878	40,974,553
	요 양 병 원 Healthcare Institute	소계 Subtotal	266,405	2,809,870	2,932,046	34,065	1,030,785
		입원 Inpatient	171,772	2,715,239	2,748,098	17	129
		외래 Outpatient	94,633	94,631	183,948	34,048	1,030,656
	정 신 병 원 Psychiatric hospital	소계 Subtotal	227,253	604,294	2,566,326	112,903	2,489,561
		입원 Inpatient	21,007	399,158	468,937	189	3,086
		외래 Outpatient	206,246	205,136	2,097,389	112,714	2,486,475
	의 원 Clinic	소계 Subtotal	29,745,615	29,863,744	41,420,273	22,264,592	327,906,373
		입원 Inpatient	78,299	201,088	288,474	5,150	33,322
		외래 Outpatient	29,667,316	29,662,656	41,131,799	22,259,442	327,873,051
	치 과 병 원 Dental hospital	소계 Subtotal	324,891	320,221	320,230	68,412	378,355
		입원 Inpatient	-	-	-	-	-
		외래 Outpatient	324,891	320,221	320,230	68,412	378,355
	치 과 의 원 Dental clinic	소계 Subtotal	3,589,052	3,555,653	3,556,261	711,617	2,526,693
		입원 Inpatient	1	-	-	-	-
		외래 Outpatient	3,589,051	3,555,653	3,556,261	711,617	2,526,693
	조 산 원 Midwifery clinic	소계 Subtotal	-	-	-	-	-
		입원 Inpatient	-	-	-	-	-
		외래 Outpatient	-	-	-	-	-
	보 건 의 료 원 Hospitalized healthcenter	소계 Subtotal	-	-	-	-	-
		입원 Inpatient	-	-	-	-	-
		외래 Outpatient	-	-	-	-	-
	보 건 소 Health center	소계 Subtotal	44,323	44,323	49,371	15,880	741,217
		입원 Inpatient	-	-	-	-	-
		외래 Outpatient	44,323	44,323	49,371	15,880	741,217
	보 건 지 소 Health subcenter	소계 Subtotal	17,557	17,557	305,355	2,239	152,636
		입원 Inpatient	-	-	-	-	-
		외래 Outpatient	17,557	17,557	305,355	2,239	152,636
	보 건 진 료 소 Primary health carepost	소계 Subtotal	15,115	15,115	141,784	-	-
		입원 Inpatient	-	-	-	-	-
		외래 Outpatient	15,115	15,115	141,784	-	-
	한 방 병 원 Korean medicine hospital	소계 Subtotal	182,886	275,778	336,411	7,242	123,195
		입원 Inpatient	17,250	110,148	132,521	478	5,043
		외래 Outpatient	165,636	165,630	203,890	6,764	118,152
	한 의 원 Korean medicine clinic	소계 Subtotal	4,868,362	4,869,405	5,267,233	-	-
		입원 Inpatient	252	2,371	2,381	-	-
		외래 Outpatient	4,868,110	4,867,034	5,264,852	-	-
약 국 Pharmacy	소 계 Subtotal	소계 Subtotal	27,729,014	27,729,014	541,354,258	-	-
		처방 Prescription	27,727,882	27,727,882	541,350,884	-	-
		직접 Without prescription	1,132	1,132	3,374	-	-

주 : 1) 심사일 기준
2) 「의료법」 제 3 조제 2 항제 3 호 개정(2021.3.5. 시행)에 따라 요양기관 종별 구분으로 정신병원 신설

진료비 심사실적(대구)

of the Provider(Daegu)

(단위 : 건, 일, 회, 원)
Unit : Claim, Day, Time, KRW

진료비 (천 원) Medical Expenses(KRW 1,000)		원 외 처방률 Prescription rate (%)	원외처방 횟수당 처방일수 Prescription days per prescription time	건 당 입내원일수 Visits per Claim	건 당 진료비 Medical Expenses perclaim	건 당 급여비 Benefit per claim	일 당 진료비 Medical Expenses per day	
계 Total	급여비 Benefit						입 내 원 Visit	요양급여 Reimbursed
6,297,585,470	4,749,571,542	-	-	1.09	81,258	61,284	74,699	10,023
5,058,773,529	3,847,321,319	-	19.48	1.14	101,640	77,299	89,414	58,180
2,364,815,608	1,925,053,957	-	13.08	8.24	2,494,223	2,030,397	302,632	192,780
2,693,957,921	1,922,267,362	58.00	19.48	1.00	55,177	39,372	55,246	36,072
1,720,029,413	1,373,799,194	-	72.67	1.32	419,203	334,820	317,996	146,405
1,130,048,169	954,861,240	-	22.71	5.27	3,677,525	3,107,412	697,582	309,124
589,981,244	418,937,955	45.52	72.86	1.00	155,429	110,368	155,708	72,902
578,402,655	422,137,921	-	42.24	1.33	224,040	163,512	168,682	51,105
379,096,424	303,656,152	-	12.24	6.38	2,390,780	1,915,014	374,503	198,527
199,306,231	118,481,769	47.91	42.26	1.00	82,251	48,896	82,471	21,184
681,253,894	503,017,479	-	18.71	1.41	179,023	132,185	127,024	97,486
473,633,269	368,361,994	-	6.43	9.06	2,445,379	1,901,861	270,038	154,717
207,620,625	134,655,485	60.59	18.74	1.00	57,485	37,283	57,525	52,871
265,631,390	206,191,553	-	30.26	10.55	997,096	773,978	94,535	90,596
258,901,161	200,493,522	-	7.59	15.81	1,507,237	1,167,207	95,351	94,211
6,730,228	5,698,030	35.98	30.27	1.00	71,119	60,212	71,121	36,588
52,437,477	40,624,809	-	22.05	2.66	230,745	178,765	86,775	20,433
39,173,224	30,893,623	-	16.33	19.00	1,864,770	1,470,635	98,140	83,536
13,264,253	9,731,186	54.95	22.06	0.99	64,313	47,182	64,661	6,324
1,315,361,781	979,226,454	-	14.73	1.00	44,220	32,920	44,045	31,756
67,613,559	54,289,398	-	6.47	2.57	863,530	693,360	336,239	234,384
1,247,748,221	924,937,056	75.04	14.73	1.00	42,058	31,177	42,065	30,335
23,910,907	15,288,461	-	5.53	0.99	73,597	47,057	74,670	74,668
-	-	-	-	-	-	-	-	-
23,910,907	15,288,461	21.36	5.53	0.99	73,597	47,057	74,670	74,668
252,951,306	179,547,814	-	3.55	0.99	70,479	50,027	71,141	71,128
40	32	-	-	-	40,420	32,340	-	-
252,951,265	179,547,781	20.01	3.55	0.99	70,479	50,027	71,141	71,128
-	-	-	-	-	-	-	-	-
-	-	-	-	-	-	-	-	-
-	-	-	-	-	-	-	-	-
-	-	-	-	-	-	-	-	-
-	-	-	-	-	-	-	-	-
-	-	-	-	-	-	-	-	-
226,285	189,800	-	46.68	1.00	5,105	4,282	5,105	4,583
-	-	-	-	-	-	-	-	-
226,285	189,800	35.83	46.68	1.00	5,105	4,282	5,105	4,583
609,752	436,485	-	68.17	1.00	34,730	24,861	34,730	1,997
-	-	-	-	-	-	-	-	-
609,752	436,485	12.75	68.17	1.00	34,730	24,861	34,730	1,997
276,685	217,521	-	-	1.00	18,305	14,391	18,305	1,951
-	-	-	-	-	-	-	-	-
276,685	217,521	-	-	1.00	18,305	14,391	18,305	1,951
22,111,763	15,954,579	-	17.01	1.51	120,905	87,238	80,180	65,728
16,059,479	12,291,585	-	10.55	6.39	930,984	712,556	145,799	121,184
6,052,285	3,662,993	4.08	17.47	1.00	36,540	22,115	36,541	29,684
145,570,221	110,689,252	-	-	1.00	29,901	22,736	29,895	27,637
290,282	206,412	-	-	9.41	1,151,912	819,094	122,430	121,916
145,279,939	110,482,841	-	-	1.00	29,843	22,695	29,850	27,594
1,238,811,942	902,250,223	-	-	1.00	44,676	32,538	44,676	2,288
1,238,804,802	902,245,831	-	-	1.00	44,677	32,539	44,677	2,288
7,140	4,392	-	-	1.00	6,307	3,880	6,307	2,116

Note : 1) According to the review result

2) Psychiatric hospital was newly added to provider type classification as per the amendment of the Medical Service Act (Article 3-2-3, March 5, 2021)

제Ⅳ-4-4표
Table IV-4-4

요양기관 소재지별
Review Records by Location

구 분 Division			청 구 건 수 Claims	일 수 Number of Days		원외처방횟수 Prescription times	원외처방일수 Prescription days
				입 내 원 Visit	요 양 급 여 Reimbursed		
총 계 Total			81,963,312	87,546,778	600,742,889	-	-
의료기관 및 보건기관 Medical institution and Community health agency	소 계 Subtotal	소계 Subtotal	52,466,093	58,049,559	87,059,150	30,046,729	520,689,349
		입원 Inpatient	948,269	6,602,951	10,469,571	16,450	278,396
		외래 Outpatient	51,517,824	51,446,608	76,589,579	30,030,279	520,410,953
	상 급 중 합 병 원 Tertiary hospital	소계 Subtotal	3,001,632	3,802,334	9,327,428	1,133,261	83,308,361
		입원 Inpatient	238,536	1,047,647	2,585,942	3,842	96,894
		외래 Outpatient	2,763,096	2,754,687	6,741,486	1,129,419	83,211,467
	종 합 병 원 General hospital	소계 Subtotal	3,291,390	4,215,535	7,341,360	1,667,150	74,388,152
		입원 Inpatient	225,701	1,156,889	2,403,119	2,863	50,156
		외래 Outpatient	3,065,689	3,058,646	4,938,241	1,664,287	74,337,996
	병 원 Hospital	소계 Subtotal	2,978,733	3,907,236	6,206,069	1,647,143	27,877,050
		입원 Inpatient	166,171	1,098,785	1,909,821	2,207	28,912
		외래 Outpatient	2,812,562	2,808,451	4,296,248	1,644,936	27,848,138
	요 양 병 원 Healthcare Institute	소계 Subtotal	296,046	2,312,724	2,409,199	63,956	1,820,966
		입원 Inpatient	162,342	2,179,024	2,234,793	29	248
		외래 Outpatient	133,704	133,700	174,406	63,927	1,820,718
	정 신 병 원 Psychiatric hospital	소계 Subtotal	121,005	579,651	2,121,455	27,816	728,526
		입원 Inpatient	25,001	483,652	559,904	735	11,245
		외래 Outpatient	96,004	95,999	1,561,551	27,081	717,281
	의 원 Clinic	소계 Subtotal	32,624,274	32,856,817	46,643,149	24,524,946	326,161,019
		입원 Inpatient	88,628	328,831	448,268	5,063	56,449
		외래 Outpatient	32,535,646	32,527,986	46,194,881	24,519,883	326,104,570
	치 과 병 원 Dental hospital	소계 Subtotal	132,199	130,879	130,884	27,326	121,431
		입원 Inpatient	-	-	-	-	-
		외래 Outpatient	132,199	130,879	130,884	27,326	121,431
	치 과 의 원 Dental clinic	소계 Subtotal	4,493,795	4,453,563	4,454,807	885,312	3,385,939
		입원 Inpatient	-	-	-	-	-
		외래 Outpatient	4,493,795	4,453,563	4,454,807	885,312	3,385,939
	조 산 원 Midwifery clinic	소계 Subtotal	11	22	22	-	-
		입원 Inpatient	11	22	22	-	-
		외래 Outpatient	-	-	-	-	-
	보 건 의 료 원 Hospitalized healthcenter	소계 Subtotal	-	-	-	-	-
		입원 Inpatient	-	-	-	-	-
		외래 Outpatient	-	-	-	-	-
	보 건 소 Health center	소계 Subtotal	108,994	108,994	150,683	42,877	2,105,346
		입원 Inpatient	-	-	-	-	-
		외래 Outpatient	108,994	108,994	150,683	42,877	2,105,346
	보 건 지 소 Health subcenter	소계 Subtotal	89,220	89,220	1,600,326	10,649	507,759
		입원 Inpatient	-	-	-	-	-
		외래 Outpatient	89,220	89,220	1,600,326	10,649	507,759
	보 건 진 료 소 Primary health carepost	소계 Subtotal	40,283	40,291	637,730	-	-
		입원 Inpatient	-	-	-	-	-
		외래 Outpatient	40,283	40,291	637,730	-	-
	한 방 병 원 Korean medicine hospital	소계 Subtotal	235,497	478,136	542,576	16,293	284,800
		입원 Inpatient	40,062	282,703	302,217	1,711	34,492
		외래 Outpatient	195,435	195,433	240,359	14,582	250,308
	한 의 원 Korean medicine clinic	소계 Subtotal	5,053,014	5,074,157	5,493,462	-	-
		입원 Inpatient	1,817	25,398	25,485	-	-
		외래 Outpatient	5,051,197	5,048,759	5,467,977	-	-
약 국 Pharmacy	소 계 Subtotal	소계 Subtotal	29,497,219	29,497,219	513,683,739	-	-
		처방 Prescription	29,490,596	29,490,596	513,661,357	-	-
		직접 Without prescription	6,623	6,623	22,382	-	-

주 : 1) 심사일 기준
2) 「의료법」 제 3 조제 2 항제 3 호 개정(2021.3.5. 시행)에 따라 요양기관 종별 구분으로 정신병원 신설

진료비 심사실적(인천) of the Provider(Incheon)

(단위 : 건, 일, 회, 원)
Unit : Claim, Day, Time, KRW

진료비 (천 원) Medical Expenses(KRW 1,000)		원외 처방률 Prescription rate (%)	원외처방 횟수당 처방일수 Prescription days per prescription time	건당 입내원일수 Visits per Claim	건당 진료비 Medical Expenses perclaim	건당 급여비 Benefit per claim	일당진료비 Medical Expenses per day	
계 Total	급여비 Benefit						입내원 Visit	요양급여 Reimbursed
5,740,999,458	4,283,711,815	-	-	1.07	70,044	52,264	65,576	9,557
4,544,558,622	3,422,003,364	-	17.33	1.11	86,619	65,223	78,288	52,201
2,024,496,541	1,641,817,087	-	16.92	6.96	2,134,939	1,731,383	306,605	193,370
2,520,062,081	1,780,186,277	58.37	17.33	1.00	48,916	34,555	48,984	32,903
1,172,969,378	913,340,618	-	73.51	1.27	390,777	304,281	308,487	125,755
799,063,142	668,352,732	-	25.22	4.39	3,349,864	2,801,895	762,722	309,003
373,906,236	244,987,886	41.00	73.68	1.00	135,321	88,664	135,735	55,463
727,111,271	539,851,716	-	44.62	1.28	220,913	164,019	172,484	99,043
487,484,531	395,201,292	-	17.52	5.13	2,159,869	1,750,995	421,375	202,855
239,626,740	144,650,424	54.41	44.67	1.00	78,164	47,184	78,344	48,525
471,029,179	344,402,655	-	16.92	1.31	158,131	115,621	120,553	75,898
306,572,554	238,988,662	-	13.10	6.61	1,844,922	1,438,209	279,011	160,524
164,456,625	105,413,993	58.57	16.93	1.00	58,472	37,480	58,558	38,279
253,678,809	200,056,591	-	28.47	7.81	856,890	675,762	109,688	105,296
247,694,166	195,191,667	-	8.55	13.42	1,525,755	1,202,349	113,672	110,835
5,984,644	4,864,924	47.81	28.48	1.00	44,760	36,386	44,762	34,314
56,029,123	43,337,179	-	26.19	4.79	463,031	358,144	96,660	26,411
49,250,687	38,333,602	-	15.30	19.35	1,969,949	1,533,283	101,831	87,963
6,778,436	5,003,577	28.21	26.49	1.00	70,606	52,118	70,609	4,341
1,340,176,044	1,001,576,678	-	13.30	1.01	41,079	30,700	40,788	28,733
90,730,693	72,921,143	-	11.15	3.71	1,023,725	822,778	275,919	202,403
1,249,445,351	928,655,536	75.38	13.30	1.00	38,402	28,543	38,411	27,047
8,917,669	5,650,436	-	4.44	0.99	67,456	42,742	68,137	68,134
-	-	-	-	-	-	-	-	-
8,917,669	5,650,436	20.88	4.44	0.99	67,456	42,742	68,137	68,134
307,119,461	217,645,019	-	3.82	0.99	68,343	48,432	68,960	68,941
-	-	-	-	-	-	-	-	-
307,119,461	217,645,019	19.88	3.82	0.99	68,343	48,432	68,960	68,941
11,879	11,703	-	-	2.00	1,079,939	1,063,903	539,970	539,970
11,879	11,703	-	-	2.00	1,079,939	1,063,903	539,970	539,970
-	-	-	-	-	-	-	-	-
-	-	-	-	-	-	-	-	-
-	-	-	-	-	-	-	-	-
-	-	-	-	-	-	-	-	-
-	-	-	-	-	-	-	-	-
712,244	587,625	-	49.10	1.00	6,535	5,391	6,535	4,727
-	-	-	-	-	-	-	-	-
712,244	587,625	39.34	49.10	1.00	6,535	5,391	6,535	4,727
3,184,993	2,285,238	-	47.68	1.00	35,698	25,614	35,698	1,990
-	-	-	-	-	-	-	-	-
3,184,993	2,285,238	11.94	47.68	1.00	35,698	25,614	35,698	1,990
1,142,596	847,127	-	-	1.00	28,364	21,029	28,359	1,792
-	-	-	-	-	-	-	-	-
1,142,596	847,127	-	-	1.00	28,364	21,029	28,359	1,792
48,219,473	35,175,882	-	17.48	2.03	204,756	149,369	100,849	88,871
41,013,974	30,818,151	-	20.16	7.06	1,023,763	769,261	145,078	135,710
7,205,499	4,357,731	7.46	17.17	1.00	36,869	22,298	36,869	29,978
154,256,503	117,234,896	-	-	1.00	30,528	23,201	30,400	28,080
2,674,915	1,998,135	-	-	13.98	1,472,160	1,099,689	105,320	104,960
151,581,588	115,236,760	-	-	1.00	30,009	22,814	30,024	27,722
1,196,440,836	861,708,451	-	-	1.00	40,561	29,213	40,561	2,329
1,196,382,086	861,672,655	-	-	1.00	40,568	29,219	40,568	2,329
58,750	35,795	-	-	1.00	8,871	5,405	8,871	2,625

Note : 1) According to the review result

2) Psychiatric hospital was newly added to provider type classification as per the amendment of the Medical Service Act (Article 3-2-3, March 5, 2021)

제Ⅳ-4-5표

Table IV-4-5

요양기관 소재지별

Review Records by Location

구 분 Division			청 구 건 수 Claims	일 수 Number of Days		원외처방횟수 Prescription times	원외처방일수 Prescription days
				입 내 원 Visit	요 양 급 여 Reimbursed		
총 계 Total			43,638,953	50,718,604	336,075,642	-	-
의료기관 및 보건기관 Medical institution and Community health agency	소 계 Subtotal	소계 Subtotal	28,118,935	35,198,586	55,132,180	15,839,244	283,148,744
		입원 Inpatient	917,350	8,043,749	11,973,128	16,492	187,642
		외래 Outpatient	27,201,585	27,154,837	43,159,052	15,822,752	282,961,102
	상 급 중 합 병 원 Tertiary hospital	소계 Subtotal	1,319,283	1,812,667	5,140,882	569,043	41,236,696
		입원 Inpatient	104,601	611,841	1,442,082	246	8,048
		외래 Outpatient	1,214,682	1,200,826	3,698,800	568,797	41,228,648
	종 합 병 원 General hospital	소계 Subtotal	3,076,569	4,248,762	12,581,933	1,560,722	57,347,727
		입원 Inpatient	203,977	1,379,882	3,015,327	6,525	76,895
		외래 Outpatient	2,872,592	2,868,880	9,566,606	1,554,197	57,270,832
	병 원 Hospital	소계 Subtotal	3,535,674	4,883,607	6,227,914	2,382,909	28,752,047
		입원 Inpatient	203,309	1,552,972	2,735,882	4,580	48,720
		외래 Outpatient	3,332,365	3,330,635	3,492,032	2,378,329	28,703,327
	요 양 병 원 Healthcare Institute	소계 Subtotal	286,128	3,039,105	3,121,723	17,272	475,543
		입원 Inpatient	198,249	2,951,329	3,007,503	31	274
		외래 Outpatient	87,879	87,776	114,220	17,241	475,269
	정 신 병 원 Psychiatric hospital	소계 Subtotal	95,031	287,544	2,320,125	6,525	201,906
		입원 Inpatient	9,659	202,172	226,173	46	896
		외래 Outpatient	85,372	85,372	2,093,952	6,479	201,010
	의 원 Clinic	소계 Subtotal	14,732,766	14,964,798	19,349,843	10,799,429	152,905,146
		입원 Inpatient	61,825	295,706	468,192	4,468	42,074
		외래 Outpatient	14,670,941	14,669,092	18,881,651	10,794,961	152,863,072
	치 과 병 원 Dental hospital	소계 Subtotal	277,663	275,479	276,037	63,783	351,036
		입원 Inpatient	2	2	2	1	3
		외래 Outpatient	277,661	275,477	276,035	63,782	351,033
	치 과 의 원 Dental clinic	소계 Subtotal	2,475,813	2,453,200	2,454,532	424,462	1,466,905
		입원 Inpatient	-	-	-	-	-
		외래 Outpatient	2,475,813	2,453,200	2,454,532	424,462	1,466,905
	조 산 원 Midwifery clinic	소계 Subtotal	-	-	-	-	-
		입원 Inpatient	-	-	-	-	-
		외래 Outpatient	-	-	-	-	-
	보 건 의 료 원 Hospitalized healthcenter	소계 Subtotal	-	-	-	-	-
		입원 Inpatient	-	-	-	-	-
		외래 Outpatient	-	-	-	-	-
	보 건 소 Health center	소계 Subtotal	13,475	13,475	18,817	5,569	190,369
		입원 Inpatient	-	-	-	-	-
		외래 Outpatient	13,475	13,475	18,817	5,569	190,369
	보 건 지 소 Health subcenter	소계 Subtotal	473	473	473	458	20,270
		입원 Inpatient	-	-	-	-	-
		외래 Outpatient	473	473	473	458	20,270
	보 건 진 료 소 Primary health carepost	소계 Subtotal	17,961	17,961	78,871	-	-
		입원 Inpatient	-	-	-	-	-
		외래 Outpatient	17,961	17,961	78,871	-	-
	한 방 병 원 Korean medicine hospital	소계 Subtotal	453,446	1,361,308	1,453,747	9,072	201,099
		입원 Inpatient	135,132	1,043,034	1,071,156	595	10,732
		외래 Outpatient	318,314	318,274	382,591	8,477	190,367
	한 의 원 Korean medicine clinic	소계 Subtotal	1,834,653	1,840,207	2,107,283	-	-
		입원 Inpatient	596	6,811	6,811	-	-
		외래 Outpatient	1,834,057	1,833,396	2,100,472	-	-
약 국 Pharmacy	소 계 Subtotal	소계 Subtotal	15,520,018	15,520,018	280,943,462	-	-
		처방 Prescription	15,516,877	15,516,877	280,933,781	-	-
		직접 Without prescription	3,141	3,141	9,681	-	-

주 : 1) 심사일 기준

2) 「의료법」 제 3 조제 2 항제 3 호 개정(2021.3.5. 시행)에 따라 요양기관 종별 구분으로 정신병원 신설

진료비 심사실적(광주)

of the Provider(Gwangju)

(단위 : 건, 일, 회, 원)
Unit : Claim, Day, Time, KRW

진료비 (천 원) Medical Expenses(KRW 1,000)		원외 처방률 Prescription rate (%)	원외처방 횟수당 처방일수 Prescription days per prescription time	건당 입내원일수 Visits per Claim	건당 진료비 Medical Expenses perclaim	건당 급여비 Benefit per claim	일당진료비 Medical Expenses per day	
계 Total	급여비 Benefit						입내원 Visit	요양급여 Reimbursed
3,840,793,352	2,837,923,989	-	-	1.16	88,013	65,032	75,728	11,428
3,150,370,532	2,343,907,283	-	17.88	1.25	112,037	83,357	89,503	57,142
1,720,954,338	1,352,937,869	-	11.38	8.77	1,876,006	1,474,833	213,949	143,735
1,429,416,194	990,969,414	58.27	17.88	1.00	52,549	36,431	52,639	33,120
628,374,718	483,765,775	-	72.47	1.37	476,300	366,688	346,658	122,231
469,903,781	388,395,685	-	32.72	5.85	4,492,345	3,713,116	768,016	325,851
158,470,937	95,370,090	47.37	72.48	0.99	130,463	78,514	131,968	42,844
632,426,327	450,901,894	-	36.74	1.38	205,562	146,560	148,850	50,265
415,201,778	320,550,191	-	11.78	6.76	2,035,532	1,571,502	300,897	137,697
217,224,549	130,351,703	54.17	36.85	1.00	75,620	45,378	75,718	22,707
499,172,688	370,246,175	-	12.07	1.38	141,182	104,717	102,214	80,151
332,770,356	260,803,999	-	10.64	7.64	1,636,771	1,282,796	214,280	121,632
166,402,332	109,442,176	71.41	12.07	1.00	49,935	32,842	49,961	47,652
280,022,426	217,163,805	-	27.53	10.62	978,661	758,974	92,140	89,701
277,212,854	214,820,902	-	8.84	14.89	1,398,306	1,083,591	93,928	92,174
2,809,572	2,342,903	19.64	27.57	1.00	31,971	26,661	32,008	24,598
30,073,975	22,955,475	-	30.94	3.03	316,465	241,558	104,589	12,962
22,269,812	17,399,007	-	19.48	20.93	2,305,602	1,801,326	110,153	98,464
7,804,162	5,556,468	7.59	31.02	1.00	91,414	65,085	91,414	3,727
693,119,143	523,086,160	-	14.16	1.02	47,046	35,505	46,317	35,820
74,332,042	58,114,900	-	9.42	4.78	1,202,297	939,990	251,371	158,764
618,787,100	464,971,260	73.59	14.16	1.00	42,178	31,693	42,183	32,772
21,074,044	13,142,875	-	5.50	0.99	75,898	47,334	76,500	76,345
1,516	1,232	-	3.00	1.00	757,995	616,220	757,995	757,995
21,072,528	13,141,642	23.15	5.50	0.99	75,893	47,330	76,495	76,340
166,005,406	118,022,385	-	3.46	0.99	67,051	47,670	67,669	67,632
-	-	-	-	-	-	-	-	-
166,005,406	118,022,385	17.30	3.46	0.99	67,051	47,670	67,669	67,632
-	-	-	-	-	-	-	-	-
-	-	-	-	-	-	-	-	-
-	-	-	-	-	-	-	-	-
-	-	-	-	-	-	-	-	-
-	-	-	-	-	-	-	-	-
-	-	-	-	-	-	-	-	-
86,084	71,649	-	34.18	1.00	6,388	5,317	6,388	4,575
-	-	-	-	-	-	-	-	-
86,084	71,649	41.33	34.18	1.00	6,388	5,317	6,388	4,575
2,398	2,159	-	44.26	1.00	5,070	4,565	5,070	5,070
-	-	-	-	-	-	-	-	-
2,398	2,159	-	44.26	1.00	5,070	4,565	5,070	5,070
189,152	166,708	-	-	1.00	10,531	9,282	10,531	2,398
-	-	-	-	-	-	-	-	-
189,152	166,708	-	-	1.00	10,531	9,282	10,531	2,398
140,470,787	99,680,167	-	22.17	3.00	309,785	219,828	103,188	96,627
128,589,344	92,367,566	-	18.04	7.72	951,583	683,536	123,284	120,047
11,881,443	7,312,602	2.66	22.46	1.00	37,326	22,973	37,331	31,055
59,353,384	44,702,056	-	-	1.00	32,351	24,365	32,254	28,166
672,854	484,388	-	-	11.43	1,128,950	812,732	98,789	98,789
58,680,530	44,217,668	-	-	1.00	31,995	24,109	32,006	27,937
690,422,820	494,016,705	-	-	1.00	44,486	31,831	44,486	2,458
690,397,952	494,001,624	-	-	1.00	44,493	31,836	44,493	2,458
24,868	15,082	-	-	1.00	7,917	4,802	7,917	2,569

Note : 1) According to the review result

2) Psychiatric hospital was newly added to provider type classification as per the amendment of the Medical Service Act (Article 3-2-3, March 5, 2021)

제IV-4-6표

Table IV-4-6

요양기관 소재지별

Review Records by Location

구 분 Division			청 구 건 수 Claims	일 수 Number of Days		원외처방횟수 Prescription times	원외처방일수 Prescription days
				입 내 원 Visit	요 양 급 여 Reimbursed		
총 계 Total			47,885,162	51,368,904	369,316,066	-	-
의료기관 및 보건기관 Medical institution and Community health agency	소 계 Subtotal	소계 Subtotal	30,735,796	34,219,538	56,811,455	17,582,875	319,136,233
		입원 Inpatient	624,418	4,197,469	6,551,597	9,385	81,663
		외래 Outpatient	30,111,378	30,022,069	50,259,858	17,573,490	319,054,570
	상 급 중 합 병 원 Tertiary hospital	소계 Subtotal	1,215,796	1,434,181	2,839,884	460,072	34,853,376
		입원 Inpatient	132,984	389,450	830,602	4	106
		외래 Outpatient	1,082,812	1,044,731	2,009,282	460,068	34,853,270
	종 합 병 원 General hospital	소계 Subtotal	2,977,718	3,767,327	12,441,819	1,325,811	75,046,616
		입원 Inpatient	185,006	987,680	2,086,096	1,301	32,879
		외래 Outpatient	2,792,712	2,779,647	10,355,723	1,324,510	75,013,737
	병 원 Hospital	소계 Subtotal	2,639,332	3,291,358	4,292,556	1,780,783	18,053,264
		입원 Inpatient	116,839	770,574	1,434,413	2,645	11,669
		외래 Outpatient	2,522,493	2,520,784	2,858,143	1,778,138	18,041,595
	요 양 병 원 Healthcare Institute	소계 Subtotal	268,151	1,847,577	2,068,242	38,168	1,078,665
		입원 Inpatient	119,261	1,698,693	1,731,846	17	78
		외래 Outpatient	148,890	148,884	336,396	38,151	1,078,587
	정 신 병 원 Psychiatric hospital	소계 Subtotal	41,584	123,324	843,234	4,412	124,625
		입원 Inpatient	3,578	85,318	93,371	3	355
		외래 Outpatient	38,006	38,006	749,863	4,409	124,270
	의 원 Clinic	소계 Subtotal	18,126,467	18,242,166	28,243,972	13,434,645	186,798,643
		입원 Inpatient	49,560	175,864	272,990	5,110	32,869
		외래 Outpatient	18,076,907	18,066,302	27,970,982	13,429,535	186,765,774
	치 과 병 원 Dental hospital	소계 Subtotal	200,267	198,992	204,577	45,083	311,248
		입원 Inpatient	357	938	2,500	-	-
		외래 Outpatient	199,910	198,054	202,077	45,083	311,248
	치 과 의 원 Dental clinic	소계 Subtotal	2,236,166	2,213,194	2,213,410	470,711	1,729,025
		입원 Inpatient	-	-	-	-	-
		외래 Outpatient	2,236,166	2,213,194	2,213,410	470,711	1,729,025
	조 산 원 Midwifery clinic	소계 Subtotal	-	-	-	-	-
		입원 Inpatient	-	-	-	-	-
		외래 Outpatient	-	-	-	-	-
	보 건 의 료 원 Hospitalized healthcenter	소계 Subtotal	-	-	-	-	-
		입원 Inpatient	-	-	-	-	-
		외래 Outpatient	-	-	-	-	-
	보 건 소 Health center	소계 Subtotal	6,893	6,893	6,893	4,896	217,304
		입원 Inpatient	-	-	-	-	-
		외래 Outpatient	6,893	6,893	6,893	4,896	217,304
	보 건 지 소 Health subcenter	소계 Subtotal	13,577	13,577	13,577	11,202	803,290
		입원 Inpatient	-	-	-	-	-
		외래 Outpatient	13,577	13,577	13,577	11,202	803,290
	보 건 진 료 소 Primary health carepost	소계 Subtotal	12,095	12,095	111,766	-	-
		입원 Inpatient	-	-	-	-	-
		외래 Outpatient	12,095	12,095	111,766	-	-
	한 방 병 원 Korean medicine hospital	소계 Subtotal	207,881	276,222	344,750	7,092	120,177
		입원 Inpatient	16,494	84,835	95,080	305	3,707
		외래 Outpatient	191,387	191,387	249,670	6,787	116,470
	한 의 원 Korean medicine clinic	소계 Subtotal	2,789,869	2,792,632	3,186,775	-	-
		입원 Inpatient	339	4,117	4,699	-	-
		외래 Outpatient	2,789,530	2,788,515	3,182,076	-	-
약 국 Pharmacy	소 계 Subtotal	소계 Subtotal	17,149,366	17,149,366	312,504,611	-	-
		처방 Prescription	17,149,366	17,149,366	312,504,611	-	-
		직접 Without prescription	-	-	-	-	-

주 : 1) 심사일 기준

2) 「의료법」 제 3 조제 2 항제 3 호 개정(2021.3.5. 시행)에 따라 요양기관 종별 구분으로 정신병원 신설

진료비 심사실적(대전)

of the Provider(Daejeon)

(단위 : 건, 일, 회, 원)
Unit : Claim, Day, Time, KRW

진료비 (천 원) Medical Expenses(KRW 1,000)		원 외 처방률 Prescription rate (%)	원외처방 횟수당 처방일수 Prescription days per prescription time	건 당 입내원일수 Visits per Claim	건 당 진료비 Medical Expenses perclaim	건 당 급여비 Benefit per claim	일 당 진료비 Medical Expenses per day	
계 Total	급여비 Benefit						입 내 원 Visit	요양급여 Reimbursed
3,514,606,296	2,633,909,400	-	-	1.07	73,397	55,005	68,419	9,517
2,785,960,995	2,105,446,515	-	18.15	1.11	90,642	68,501	81,414	49,039
1,276,791,981	1,033,906,620	-	8.70	6.72	2,044,771	1,655,792	304,181	194,883
1,509,169,015	1,071,539,896	58.54	18.16	1.00	50,120	35,586	50,269	30,027
433,293,062	337,936,644	-	75.76	1.18	356,386	277,955	302,119	152,574
282,857,996	234,197,832	-	26.50	2.93	2,127,008	1,761,098	726,301	340,546
150,435,066	103,738,812	44.04	75.76	0.96	138,930	95,805	143,994	74,870
777,972,899	593,099,353	-	56.60	1.27	261,265	199,179	206,505	62,529
514,927,225	424,175,584	-	25.27	5.34	2,783,300	2,292,767	521,350	246,838
263,045,674	168,923,770	47.65	56.64	1.00	94,190	60,487	94,633	25,401
340,618,006	253,264,351	-	10.14	1.25	129,055	95,958	103,489	79,351
227,521,990	179,381,867	-	4.41	6.60	1,947,312	1,535,291	295,263	158,617
113,096,015	73,882,484	70.54	10.15	1.00	44,835	29,289	44,865	39,570
187,116,595	146,828,579	-	28.26	6.89	697,803	547,559	101,277	90,471
171,778,103	133,298,703	-	4.59	14.24	1,440,354	1,117,706	101,124	99,188
15,338,492	13,529,876	25.62	28.27	1.00	103,019	90,872	103,023	45,597
10,629,401	8,382,371	-	28.25	2.97	255,613	201,577	86,191	12,606
8,003,043	6,411,307	-	118.33	23.85	2,236,736	1,791,869	93,803	85,712
2,626,358	1,971,064	11.60	28.19	1.00	69,104	51,862	69,104	3,502
755,922,684	565,004,852	-	13.90	1.01	41,703	31,170	41,438	26,764
57,916,876	46,201,422	-	6.43	3.55	1,168,621	932,232	329,328	212,158
698,005,808	518,803,430	74.33	13.91	1.00	38,613	28,700	38,636	24,955
15,679,392	9,969,313	-	6.90	0.99	78,292	49,780	78,794	76,643
539,962	414,922	-	-	2.63	1,512,499	1,162,247	575,652	215,985
15,139,430	9,554,391	22.76	6.90	0.99	75,731	47,793	76,441	74,919
154,900,639	109,880,316	-	3.67	0.99	69,271	49,138	69,990	69,983
-	-	-	-	-	-	-	-	-
154,900,639	109,880,316	21.27	3.67	0.99	69,271	49,138	69,990	69,983
-	-	-	-	-	-	-	-	-
-	-	-	-	-	-	-	-	-
-	-	-	-	-	-	-	-	-
-	-	-	-	-	-	-	-	-
-	-	-	-	-	-	-	-	-
-	-	-	-	-	-	-	-	-
-	-	-	-	-	-	-	-	-
40,218	35,444	-	44.38	1.00	5,835	5,142	5,835	5,835
-	-	-	-	-	-	-	-	-
40,218	35,444	71.03	44.38	1.00	5,835	5,142	5,835	5,835
70,822	62,502	-	71.71	1.00	5,216	4,604	5,216	5,216
-	-	-	-	-	-	-	-	-
70,822	62,502	82.51	71.71	1.00	5,216	4,604	5,216	5,216
218,696	171,215	-	-	1.00	18,081	14,156	18,081	1,957
-	-	-	-	-	-	-	-	-
218,696	171,215	-	-	1.00	18,081	14,156	18,081	1,957
20,088,388	14,123,803	-	16.95	1.33	96,634	67,942	72,726	58,269
12,765,807	9,463,201	-	12.15	5.14	773,967	573,736	150,478	134,264
7,322,581	4,660,601	3.55	17.16	1.00	38,261	24,352	38,261	29,329
89,410,194	66,687,773	-	-	1.00	32,048	23,904	32,016	28,057
480,979	361,782	-	-	12.14	1,418,818	1,067,203	116,828	102,358
88,929,215	66,325,991	-	-	1.00	31,880	23,777	31,891	27,947
728,645,300	528,462,885	-	-	1.00	42,488	30,815	42,488	2,332
728,645,300	528,462,885	-	-	1.00	42,488	30,815	42,488	2,332
-	-	-	-	-	-	-	-	-

Note : 1) According to the review result

2) Psychiatric hospital was newly added to provider type classification as per the amendment of the Medical Service Act (Article 3-2-3, March 5, 2021)

제IV-4-7표

Table IV-4-7

요양기관 소재지별

Review Records by Location

구 분 Division			청 구 건 수 Claims	일 수 Number of Days		원외처방횟수 Prescription times	원외처방일수 Prescription days
				입 내 원 Visit	요 양 급 여 Reimbursed		
총 계 Total			32,056,118	35,026,147	227,951,907	-	-
의료기관 및 보건기관 Medical institution and Community health agency	소 계 Subtotal	소계 Subtotal	20,490,612	23,460,641	36,099,156	11,881,486	198,661,057
		입원 Inpatient	403,548	3,391,839	5,110,307	8,835	113,792
		외래 Outpatient	20,087,064	20,068,802	30,988,849	11,872,651	198,547,265
	상 급 중 합 병 원 Tertiary hospital	소계 Subtotal	944,593	1,209,425	4,125,882	373,601	28,539,439
		입원 Inpatient	60,703	327,115	819,228	306	11,367
		외래 Outpatient	883,890	882,310	3,306,654	373,295	28,528,072
	종 합 병 원 General hospital	소계 Subtotal	1,944,183	2,578,438	3,683,375	1,043,157	37,748,356
		입원 Inpatient	119,728	755,277	1,491,408	4,246	73,572
		외래 Outpatient	1,824,455	1,823,161	2,191,967	1,038,911	37,674,784
	병 원 Hospital	소계 Subtotal	1,819,264	2,230,582	2,640,614	1,154,361	14,797,022
		입원 Inpatient	83,014	494,746	873,986	1,710	12,706
		외래 Outpatient	1,736,250	1,735,836	1,766,628	1,152,651	14,784,316
	요 양 병 원 Healthcare Institute	소계 Subtotal	226,438	1,682,415	1,884,181	52,748	1,122,386
		입원 Inpatient	99,255	1,555,252	1,586,259	25	116
		외래 Outpatient	127,183	127,163	297,922	52,723	1,122,270
	정 신 병 원 Psychiatric hospital	소계 Subtotal	109,552	266,865	2,199,057	7,631	195,221
		입원 Inpatient	7,544	164,859	183,644	-	-
		외래 Outpatient	102,008	102,006	2,015,413	7,631	195,221
	의 원 Clinic	소계 Subtotal	11,915,274	11,957,995	17,581,273	8,905,744	113,497,851
		입원 Inpatient	30,390	74,873	133,252	2,472	15,013
		외래 Outpatient	11,884,884	11,883,122	17,448,021	8,903,272	113,482,838
	치 과 병 원 Dental hospital	소계 Subtotal	92,898	92,115	92,116	18,093	77,057
		입원 Inpatient	-	-	-	-	-
		외래 Outpatient	92,898	92,115	92,116	18,093	77,057
	치 과 의 원 Dental clinic	소계 Subtotal	1,583,239	1,571,064	1,572,191	302,725	1,058,391
		입원 Inpatient	1	-	-	-	-
		외래 Outpatient	1,583,238	1,571,064	1,572,191	302,725	1,058,391
	조 산 원 Midwifery clinic	소계 Subtotal	-	-	-	-	-
		입원 Inpatient	-	-	-	-	-
		외래 Outpatient	-	-	-	-	-
	보 건 의 료 원 Hospitalized healthcenter	소계 Subtotal	-	-	-	-	-
		입원 Inpatient	-	-	-	-	-
		외래 Outpatient	-	-	-	-	-
	보 건 소 Health center	소계 Subtotal	30,832	30,832	39,608	21,531	1,548,704
		입원 Inpatient	-	-	-	-	-
		외래 Outpatient	30,832	30,832	39,608	21,531	1,548,704
	보 건 지 소 Health subcenter	소계 Subtotal	5,738	5,738	59,679	1,303	64,241
		입원 Inpatient	-	-	-	-	-
		외래 Outpatient	5,738	5,738	59,679	1,303	64,241
	보 건 진 료 소 Primary health carepost	소계 Subtotal	23,483	23,483	236,470	-	-
		입원 Inpatient	-	-	-	-	-
		외래 Outpatient	23,483	23,483	236,470	-	-
	한 방 병 원 Korean medicine hospital	소계 Subtotal	47,656	63,928	71,245	592	12,389
		입원 Inpatient	2,833	19,105	21,918	76	1,018
		외래 Outpatient	44,823	44,823	49,327	516	11,371
	한 의 원 Korean medicine clinic	소계 Subtotal	1,747,462	1,747,761	1,913,465	-	-
		입원 Inpatient	80	612	612	-	-
		외래 Outpatient	1,747,382	1,747,149	1,912,853	-	-
약 국 Pharmacy	소 계 Subtotal	소계 Subtotal	11,565,506	11,565,506	191,852,751	-	-
		처방 Prescription	11,565,506	11,565,506	191,852,751	-	-
		직접 Without prescription	-	-	-	-	-

주 : 1) 심사일 기준

2) 「의료법」 제 3 조제 2 항제 3 호 개정(2021.3.5. 시행)에 따라 요양기관 종별 구분으로 정신병원 신설

진료비 심사실적(울산)

of the Provider(Ulsan)

(단위 : 건, 일, 회, 원)
Unit : Claim, Day, Time, KRW

진료비 (천 원) Medical Expenses(KRW 1,000)		원 외 처방률 Prescription rate (%)	원외처방 횟수당 처방일수 Prescription days per prescription time	건 당 입내원일수 Visits per Claim	건 당 진료비 Medical Expenses perclaim	건 당 급여비 Benefit per claim	일 당 진료비 Medical Expenses per day	
계 Total	급여비 Benefit						입 내 원 Visit	요 양 급여 Reimbursed
2,253,238,448	1,682,098,008	-	-	1.09	70,290	52,474	64,330	9,885
1,820,094,864	1,370,651,129	-	16.72	1.14	88,826	66,892	77,581	50,419
875,841,934	708,001,899	-	12.88	8.41	2,170,354	1,754,443	258,220	171,387
944,252,930	662,649,231	59.16	16.72	1.00	47,008	32,989	47,051	30,471
413,513,950	339,378,495	-	76.39	1.28	437,769	359,285	341,910	100,224
275,010,189	240,783,108	-	37.15	5.39	4,530,422	3,966,577	840,714	335,694
138,503,761	98,595,388	42.31	76.42	1.00	156,698	111,547	156,979	41,886
415,158,373	297,099,374	-	36.19	1.33	213,539	152,815	161,012	112,711
290,035,844	224,746,172	-	17.33	6.31	2,422,456	1,877,140	384,013	194,471
125,122,530	72,353,202	56.98	36.26	1.00	68,581	39,657	68,629	57,082
193,823,160	140,786,808	-	12.82	1.23	106,539	77,387	86,894	73,401
114,082,860	89,764,729	-	7.43	5.96	1,374,260	1,081,320	230,589	130,532
79,740,300	51,022,079	66.40	12.83	1.00	45,927	29,386	45,938	45,137
160,194,579	123,478,236	-	21.28	7.43	707,454	545,307	95,217	85,021
153,532,961	118,489,279	-	4.64	15.67	1,546,854	1,193,786	98,719	96,789
6,661,618	4,988,957	41.46	21.29	1.00	52,378	39,227	52,386	22,360
24,165,596	18,234,216	-	25.58	2.44	220,586	166,443	90,554	10,989
16,380,486	12,772,453	-	-	21.85	2,171,326	1,693,061	99,361	89,197
7,785,110	5,461,763	7.48	25.58	1.00	76,319	53,542	76,320	3,863
446,299,106	331,403,576	-	12.74	1.00	37,456	27,813	37,322	25,385
23,701,138	19,185,020	-	6.07	2.46	779,899	631,294	316,551	177,867
422,597,968	312,218,556	74.92	12.75	1.00	35,558	26,270	35,563	24,220
6,210,033	3,916,551	-	4.26	0.99	66,848	42,160	67,416	67,415
-	-	-	-	-	-	-	-	-
6,210,033	3,916,551	19.64	4.26	0.99	66,848	42,160	67,416	67,415
102,333,238	72,575,605	-	3.50	0.99	64,635	45,840	65,136	65,090
10	8	-	-	-	9,980	7,990	-	-
102,333,228	72,575,597	19.27	3.50	0.99	64,635	45,840	65,136	65,090
-	-	-	-	-	-	-	-	-
-	-	-	-	-	-	-	-	-
-	-	-	-	-	-	-	-	-
-	-	-	-	-	-	-	-	-
-	-	-	-	-	-	-	-	-
-	-	-	-	-	-	-	-	-
-	-	-	-	-	-	-	-	-
184,956	161,958	-	71.93	1.00	5,999	5,253	5,999	4,670
-	-	-	-	-	-	-	-	-
184,956	161,958	69.83	71.93	1.00	5,999	5,253	5,999	4,670
124,775	90,564	-	49.30	1.00	21,745	15,783	21,745	2,091
-	-	-	-	-	-	-	-	-
124,775	90,564	22.71	49.30	1.00	21,745	15,783	21,745	2,091
455,166	352,576	-	-	1.00	19,383	15,014	19,383	1,925
-	-	-	-	-	-	-	-	-
455,166	352,576	-	-	1.00	19,383	15,014	19,383	1,925
4,931,459	3,320,618	-	20.93	1.34	103,480	69,679	77,141	69,218
3,020,787	2,205,397	-	13.39	6.74	1,066,286	778,467	158,115	137,822
1,910,671	1,115,221	1.15	22.04	1.00	42,627	24,881	42,627	38,735
52,700,472	39,852,553	-	-	1.00	30,158	22,806	30,153	27,542
77,659	55,733	-	-	7.65	970,735	696,665	126,893	126,893
52,622,813	39,796,820	-	-	1.00	30,115	22,775	30,119	27,510
433,143,584	311,446,879	-	-	1.00	37,451	26,929	37,451	2,258
433,143,584	311,446,879	-	-	1.00	37,451	26,929	37,451	2,258
-	-	-	-	-	-	-	-	-

Note : 1) According to the review result

2) Psychiatric hospital was newly added to provider type classification as per the amendment of the Medical Service Act (Article 3-2-3, March 5, 2021)

제Ⅳ-4-8표

Table IV-4-8

요양기관 소재지별

Review Records by Location

구 분 Division			청 구 건 수 Claims	일 수 Number of Days		원외처방횟수 Prescription times	원외처방일수 Prescription days
				입 내 원 Visit	요 양 급 여 Reimbursed		
총 계 Total			10,548,387	10,760,131	60,268,472	-	-
의료기관 및 보건기관 Medical institution and Community health agency	소 계 Subtotal	소계 Subtotal	6,596,974	6,808,718	8,892,541	4,033,977	51,502,931
		입원 Inpatient	77,320	306,242	556,551	975	11,142
		외래 Outpatient	6,519,654	6,502,476	8,335,990	4,033,002	51,491,789
	상 급 중 합 병 원 Tertiary hospital	소계 Subtotal	-	-	-	-	-
		입원 Inpatient	-	-	-	-	-
		외래 Outpatient	-	-	-	-	-
	종 합 병 원 General hospital	소계 Subtotal	531,221	606,233	979,039	186,775	9,476,302
		입원 Inpatient	52,241	139,679	350,589	40	620
		외래 Outpatient	478,980	466,554	628,450	186,735	9,475,682
	병 원 Hospital	소계 Subtotal	99,424	112,364	130,952	41,852	484,073
		입원 Inpatient	4,196	17,146	28,091	36	359
		외래 Outpatient	95,228	95,218	102,861	41,816	483,714
	요 양 병 원 Healthcare Institute	소계 Subtotal	6,027	89,573	97,393	46	2,052
		입원 Inpatient	5,365	88,911	89,463	1	5
		외래 Outpatient	662	662	7,930	45	2,047
	정 신 병 원 Psychiatric hospital	소계 Subtotal	719	8,633	17,770	7	210
		입원 Inpatient	294	8,208	8,508	-	-
		외래 Outpatient	425	425	9,262	7	210
	의 원 Clinic	소계 Subtotal	4,901,657	4,926,953	6,291,228	3,723,974	41,176,896
		입원 Inpatient	12,098	37,932	62,415	677	4,700
		외래 Outpatient	4,889,559	4,889,021	6,228,813	3,723,297	41,172,196
	치 과 병 원 Dental hospital	소계 Subtotal	16,018	15,933	16,012	2,544	12,455
		입원 Inpatient	-	-	-	-	-
		외래 Outpatient	16,018	15,933	16,012	2,544	12,455
	치 과 의 원 Dental clinic	소계 Subtotal	511,116	507,339	507,936	76,622	280,031
		입원 Inpatient	-	-	-	-	-
		외래 Outpatient	511,116	507,339	507,936	76,622	280,031
	조 산 원 Midwifery clinic	소계 Subtotal	-	-	-	-	-
		입원 Inpatient	-	-	-	-	-
		외래 Outpatient	-	-	-	-	-
	보 건 의 료 원 Hospitalized healthcenter	소계 Subtotal	-	-	-	-	-
		입원 Inpatient	-	-	-	-	-
		외래 Outpatient	-	-	-	-	-
	보 건 소 Health center	소계 Subtotal	1,630	1,630	3,841	561	24,070
		입원 Inpatient	-	-	-	-	-
		외래 Outpatient	1,630	1,630	3,841	561	24,070
	보 건 지 소 Health subcenter	소계 Subtotal	2,682	2,682	108,262	302	22,644
		입원 Inpatient	-	-	-	-	-
		외래 Outpatient	2,682	2,682	108,262	302	22,644
	보 건 진 료 소 Primary health carepost	소계 Subtotal	11,552	11,553	132,507	-	-
		입원 Inpatient	-	-	-	-	-
		외래 Outpatient	11,552	11,553	132,507	-	-
	한 방 병 원 Korean medicine hospital	소계 Subtotal	24,860	35,319	46,131	1,294	24,198
		입원 Inpatient	2,983	13,442	16,561	221	5,458
		외래 Outpatient	21,877	21,877	29,570	1,073	18,740
	한 의 원 Korean medicine clinic	소계 Subtotal	490,068	490,506	561,470	-	-
		입원 Inpatient	143	924	924	-	-
		외래 Outpatient	489,925	489,582	560,546	-	-
약 국 Pharmacy	소 계 Subtotal	소계 Subtotal	3,951,413	3,951,413	51,375,931	-	-
		처방 Prescription	3,946,241	3,946,241	51,360,742	-	-
		직접 Without prescription	5,172	5,172	15,189	-	-

주 : 1) 심사일 기준

2) 「의료법」 제 3 조제 2 항제 3 호 개정(2021.3.5. 시행)에 따라 요양기관 종별 구분으로 정신병원 신설

진료비 심사실적(세종)

of the Provider(Sejong)

(단위 : 건, 일, 회, 원)
Unit : Claim, Day, Time, KRW

진료비 (천 원) Medical Expenses(KRW 1,000)		원외 처방률 Prescription rate (%)	원외처방 횟수당 처방일수 Prescription days per prescription time	건당 입내원일수 Visits per Claim	건당 진료비 Medical Expenses perclaim	건당 급여비 Benefit per claim	일당진료비 Medical Expenses per day	
계 Total	급여비 Benefit						입내원 Visit	요양급여 Reimbursed
518,418,898	384,781,491	-	-	1.02	49,147	36,478	48,180	8,602
397,213,875	297,083,986	-	12.77	1.03	60,212	45,033	58,339	44,668
105,170,630	86,270,874	-	11.43	3.96	1,360,200	1,115,764	343,423	188,969
292,043,245	210,813,112	62.02	12.77	1.00	44,794	32,335	44,913	35,034
-	-	-	-	-	-	-	-	-
-	-	-	-	-	-	-	-	-
-	-	-	-	-	-	-	-	-
129,522,182	98,259,218	-	50.74	1.14	243,820	184,969	213,651	132,295
79,942,215	65,717,324	-	15.50	2.67	1,530,258	1,257,965	572,328	228,023
49,579,967	32,541,894	-	50.74	0.97	103,512	67,940	106,268	78,892
14,876,814	11,059,457	-	11.57	1.13	149,630	111,235	132,398	113,605
5,147,422	4,366,258	-	9.97	4.09	1,226,745	1,040,576	300,211	183,241
9,729,391	6,693,199	43.92	11.57	1.00	102,169	70,286	102,180	94,588
7,333,227	5,522,334	-	44.61	14.86	1,216,729	916,266	81,869	75,295
7,313,302	5,509,013	-	5.00	16.57	1,363,150	1,026,843	82,254	81,747
19,925	13,322	6.80	45.49	1.00	30,098	20,123	30,098	2,513
616,585	497,001	-	30.00	12.01	857,559	691,240	71,422	34,698
585,814	473,757	-	-	27.92	1,992,565	1,611,420	71,371	68,855
30,771	23,244	1.65	30.00	1.00	72,402	54,692	72,402	3,322
191,602,255	143,596,086	-	11.06	1.01	39,089	29,295	38,889	30,455
10,115,412	8,565,258	-	6.94	3.14	836,123	707,990	266,672	162,067
181,486,844	135,030,827	76.16	11.06	1.00	37,117	27,616	37,121	29,137
993,820	611,936	-	4.90	0.99	62,044	38,203	62,375	62,067
-	-	-	-	-	-	-	-	-
993,820	611,936	-	4.90	0.99	62,044	38,203	62,375	62,067
32,114,521	22,848,873	-	3.65	0.99	62,832	44,704	63,300	63,226
-	-	-	-	-	-	-	-	-
32,114,521	22,848,873	15.10	3.65	0.99	62,832	44,704	63,300	63,226
-	-	-	-	-	-	-	-	-
-	-	-	-	-	-	-	-	-
-	-	-	-	-	-	-	-	-
-	-	-	-	-	-	-	-	-
-	-	-	-	-	-	-	-	-
-	-	-	-	-	-	-	-	-
13,704	10,761	-	42.91	1.00	8,407	6,602	8,407	3,568
-	-	-	-	-	-	-	-	-
13,704	10,761	34.42	42.91	1.00	8,407	6,602	8,407	3,568
201,255	142,235	-	74.98	1.00	75,039	53,033	75,039	1,859
-	-	-	-	-	-	-	-	-
201,255	142,235	11.26	74.98	1.00	75,039	53,033	75,039	1,859
249,368	188,657	-	-	1.00	21,587	16,331	21,585	1,882
-	-	-	-	-	-	-	-	-
249,368	188,657	-	-	1.00	21,587	16,331	21,585	1,882
2,706,686	2,041,349	-	18.70	1.42	108,877	82,114	76,635	58,674
1,960,857	1,562,905	-	24.70	4.51	657,344	523,937	145,875	118,402
745,829	478,444	-	17.47	1.00	34,092	21,870	34,092	25,222
16,983,458	12,306,079	-	-	1.00	34,655	25,111	34,624	30,248
105,608	76,358	-	-	6.46	738,520	533,973	114,295	114,295
16,877,849	12,229,721	-	-	1.00	34,450	24,962	34,474	30,110
121,205,023	87,697,505	-	-	1.00	30,674	22,194	30,674	2,359
121,171,082	87,676,865	-	-	1.00	30,705	22,218	30,705	2,359
33,941	20,640	-	-	1.00	6,562	3,991	6,562	2,235

Note : 1) According to the review result

2) Psychiatric hospital was newly added to provider type classification as per the amendment of the Medical Service Act (Article 3-2-3, March 5, 2021)

제Ⅳ-4-9표
Table IV-4-9

요양기관 소재지별
Review Records by Location

구 분 Division			청 구 건 수 Claims	일 수 Number of Days		원외처방횟수 Prescription times	원외처방일수 Prescription days
				입 내 원 Visit	요 양 급 여 Reimbursed		
총 계 Total			372,439,716	394,766,530	2,684,723,942	-	-
의료기관 및 보건기관 Medical institution and Community health agency	소 계 Subtotal	소계 Subtotal	236,763,925	259,090,739	380,016,992	138,217,809	2,341,086,734
		입원 Inpatient	3,780,582	26,655,862	43,143,079	92,912	1,230,884
		외래 Outpatient	232,983,343	232,434,877	336,873,913	138,124,897	2,339,855,850
	상 급 중 합 병 원 Tertiary hospital	소계 Subtotal	7,017,147	8,608,266	22,368,201	2,524,681	194,842,480
		입원 Inpatient	462,975	2,069,104	5,825,242	7,949	270,140
		외래 Outpatient	6,554,172	6,539,162	16,542,959	2,516,732	194,572,340
	종 합 병 원 General hospital	소계 Subtotal	20,684,449	25,561,832	51,755,132	9,067,287	477,666,753
		입원 Inpatient	1,353,648	6,483,759	14,126,529	29,483	388,780
		외래 Outpatient	19,330,801	19,078,073	37,628,603	9,037,804	477,277,973
	병 원 Hospital	소계 Subtotal	14,000,835	17,716,353	24,155,307	8,022,965	141,987,617
		입원 Inpatient	688,555	4,420,770	8,543,798	22,584	279,554
		외래 Outpatient	13,312,280	13,295,583	15,611,509	8,000,381	141,708,063
	요 양 병 원 Healthcare Institute	소계 Subtotal	1,299,253	10,919,065	12,440,253	210,339	6,554,749
		입원 Inpatient	752,074	10,372,329	10,597,734	1,121	28,891
		외래 Outpatient	547,179	546,736	1,842,519	209,218	6,525,858
	정 신 병 원 Psychiatric hospital	소계 Subtotal	352,521	1,720,692	7,599,789	33,853	1,092,593
		입원 Inpatient	70,040	1,438,215	1,627,289	529	12,076
		외래 Outpatient	282,481	282,477	5,972,500	33,324	1,080,517
	의 원 Clinic	소계 Subtotal	150,561,914	151,236,969	212,311,614	114,217,602	1,490,447,448
		입원 Inpatient	343,599	1,098,553	1,593,926	28,398	205,101
		외래 Outpatient	150,218,315	150,138,416	210,717,688	114,189,204	1,490,242,347
	치 과 병 원 Dental hospital	소계 Subtotal	611,472	605,880	609,780	109,988	575,402
		입원 Inpatient	73	163	389	1	5
		외래 Outpatient	611,399	605,717	609,391	109,987	575,397
	치 과 의 원 Dental clinic	소계 Subtotal	20,165,424	19,997,259	20,005,984	3,761,474	14,215,424
		입원 Inpatient	6	4	5	3	14
		외래 Outpatient	20,165,418	19,997,255	20,005,979	3,761,471	14,215,410
	조 산 원 Midwifery clinic	소계 Subtotal	77	181	181	-	-
		입원 Inpatient	77	181	181	-	-
		외래 Outpatient	-	-	-	-	-
	보 건 의 료 원 Hospitalized healthcenter	소계 Subtotal	49,814	50,759	52,484	40,061	1,180,776
		입원 Inpatient	111	1,085	1,451	10	54
		외래 Outpatient	49,703	49,674	51,033	40,051	1,180,722
	보 건 소 Health center	소계 Subtotal	276,404	276,404	310,502	161,019	10,537,516
		입원 Inpatient	-	-	-	-	-
		외래 Outpatient	276,404	276,404	310,502	161,019	10,537,516
	보 건 지 소 Health subcenter	소계 Subtotal	75,882	75,882	1,288,174	22,903	1,347,447
		입원 Inpatient	-	-	-	-	-
		외래 Outpatient	75,882	75,882	1,288,174	22,903	1,347,447
	보 건 진 료 소 Primary health carepost	소계 Subtotal	201,984	201,991	2,727,967	-	-
		입원 Inpatient	-	-	-	-	-
		외래 Outpatient	201,984	201,991	2,727,967	-	-
	한 방 병 원 Korean medicine hospital	소계 Subtotal	1,000,891	1,608,925	1,817,111	45,631	638,469
		입원 Inpatient	104,008	712,187	766,524	2,834	46,269
		외래 Outpatient	896,883	896,738	1,050,587	42,797	592,200
	한 의 원 Korean medicine clinic	소계 Subtotal	20,465,858	20,510,281	22,574,513	6	60
		입원 Inpatient	5,416	59,512	60,011	-	-
		외래 Outpatient	20,460,442	20,450,769	22,514,502	6	60
약 국 Pharmacy		소계 Subtotal	135,675,791	135,675,791	2,304,706,950	-	-
		처방 Prescription	135,339,520	135,339,520	2,303,743,588	-	-
		직접 Without prescription	336,271	336,271	963,362	-	-

주 : 1) 심사일 기준
2) 「의료법」 제 3 조제 2 항제 3 호 개정(2021.3.5. 시행)에 따라 요양기관 종별 구분으로 정신병원 신설

진료비 심사실적(경기)

of the Provider(Gyeonggi)

(단위 : 건, 일, 회, 원)
Unit : Claim, Day, Time, KRW

진료비 (천 원) Medical Expenses(KRW 1,000)		원외 처방률 Prescription rate (%)	원외처방 횟수당 처방일수 Prescription days per prescription time	건당 입내원일수 Visits per Claim	건당 진료비 Medical Expenses perclaim	건당 급여비 Benefit per claim	일당진료비 Medical Expenses per day	
계 Total	급여비 Benefit						입내원 Visit	요양급여 Reimbursed
24,769,376,105	18,500,282,972	-	-	1.06	66,506	49,673	62,744	9,226
19,476,951,945	14,668,236,350	-	16.94	1.09	82,263	61,953	75,174	51,253
7,963,004,968	6,479,741,525	-	13.25	7.05	2,106,291	1,713,953	298,734	184,572
11,513,946,977	8,188,494,825	59.43	16.94	1.00	49,420	35,146	49,536	34,179
2,547,308,402	1,974,300,435	-	77.18	1.23	363,012	281,354	295,914	113,881
1,589,208,385	1,337,042,130	-	33.98	4.47	3,432,601	2,887,936	768,066	272,814
958,100,018	637,258,305	38.49	77.31	1.00	146,182	97,229	146,517	57,916
5,317,008,231	4,073,904,410	-	52.68	1.24	257,053	196,955	208,006	102,734
3,423,679,746	2,828,729,782	-	13.19	4.79	2,529,225	2,089,709	528,039	242,358
1,893,328,485	1,245,174,628	47.37	52.81	0.99	97,944	64,414	99,241	50,316
1,945,590,401	1,421,024,558	-	17.70	1.27	138,962	101,496	109,819	80,545
1,231,585,314	961,134,695	-	12.38	6.42	1,788,652	1,395,872	278,591	144,150
714,005,087	459,889,863	60.17	17.71	1.00	53,635	34,546	53,702	45,736
1,141,475,723	894,184,831	-	31.16	8.40	878,563	688,230	104,540	91,757
1,111,242,556	870,011,182	-	25.77	13.79	1,477,571	1,156,816	107,135	104,857
30,233,167	24,173,649	38.27	31.19	1.00	55,253	44,179	55,298	16,409
168,615,642	132,049,608	-	32.27	4.88	478,314	374,587	97,993	22,187
146,377,536	115,655,979	-	22.83	20.53	2,089,913	1,651,285	101,777	89,952
22,238,106	16,393,629	11.80	32.42	1.00	78,724	58,034	78,725	3,723
6,140,776,738	4,577,481,856	-	13.05	1.00	40,786	30,403	40,604	28,923
345,244,494	279,899,274	-	7.22	3.20	1,004,789	814,610	314,272	216,600
5,795,532,244	4,297,582,583	76.06	13.05	1.00	38,581	28,609	38,601	27,504
41,378,415	25,981,570	-	5.23	0.99	67,670	42,490	68,295	67,858
56,468	45,763	-	5.00	2.23	773,531	626,887	346,428	145,161
41,321,948	25,935,807	18.16	5.23	0.99	67,586	42,420	68,220	67,809
1,357,724,506	962,951,520	-	3.78	0.99	67,329	47,753	67,896	67,866
216	172	-	4.67	0.67	35,918	28,738	53,878	43,102
1,357,724,290	962,951,348	18.81	3.78	0.99	67,329	47,753	67,896	67,866
91,313	90,138	-	-	2.35	1,185,881	1,170,625	504,491	504,491
91,313	90,138	-	-	2.35	1,185,881	1,170,625	504,491	504,491
-	-	-	-	-	-	-	-	-
2,889,787	2,145,145	-	29.47	1.02	58,012	43,063	56,932	55,060
78,038	60,786	-	5.40	9.77	703,042	547,625	71,924	53,782
2,811,750	2,084,358	80.63	29.48	1.00	56,571	41,936	56,604	55,097
1,572,934	1,356,669	-	65.44	1.00	5,691	4,908	5,691	5,066
-	-	-	-	-	-	-	-	-
1,572,934	1,356,669	58.25	65.44	1.00	5,691	4,908	5,691	5,066
2,526,083	1,816,159	-	58.83	1.00	33,290	23,934	33,290	1,961
-	-	-	-	-	-	-	-	-
2,526,083	1,816,159	30.18	58.83	1.00	33,290	23,934	33,290	1,961
5,008,213	3,767,971	-	-	1.00	24,795	18,655	24,794	1,836
-	-	-	-	-	-	-	-	-
5,008,213	3,767,971	-	-	1.00	24,795	18,655	24,794	1,836
144,738,249	104,414,986	-	13.99	1.61	144,609	104,322	89,960	79,653
108,632,508	82,031,082	-	16.33	6.85	1,044,463	788,700	152,534	141,721
36,105,742	22,383,904	4.77	13.84	1.00	40,257	24,957	40,263	34,367
660,247,307	492,766,493	-	10.00	1.00	32,261	24,077	32,191	29,247
6,808,397	5,040,540	-	-	10.99	1,257,090	930,676	114,404	113,452
653,438,911	487,725,953	0.00	10.00	1.00	31,937	23,838	31,952	29,023
5,292,424,160	3,832,046,621	-	-	1.00	39,008	28,244	39,008	2,296
5,289,974,368	3,830,558,398	-	-	1.00	39,087	28,303	39,087	2,296
2,449,792	1,488,224	-	-	1.00	7,285	4,426	7,285	2,543

Note : 1) According to the review result

2) Psychiatric hospital was newly added to provider type classification as per the amendment of the Medical Service Act (Article 3-2-3, March 5, 2021)

제Ⅳ-4-10표
Table IV-4-10

요양기관 소재지별
Review Records by Location

구 분 Division			청 구 건 수 Claims	일 수 Number of Days		원외처방횟수 Prescription times	원외처방일수 Prescription days
				입 내 원 Visit	요 양 급 여 Reimbursed		
총 계 Total			39,926,624	42,343,918	341,203,437	-	-
의료기관 및 보건기관 Medical institution and Community health agency	소 계 Subtotal	소계 Subtotal	25,262,351	27,679,645	48,697,922	14,527,679	294,853,359
		입원 Inpatient	390,258	2,853,233	5,051,361	15,600	139,658
		외래 Outpatient	24,872,093	24,826,412	43,646,561	14,512,079	294,713,701
	상 급 중 합 병 원 Tertiary hospital	소계 Subtotal	1,326,611	1,813,457	4,593,986	548,171	43,656,603
		입원 Inpatient	118,577	615,190	1,587,817	3,476	50,821
		외래 Outpatient	1,208,034	1,198,267	3,006,169	544,695	43,605,782
	종 합 병 원 General hospital	소계 Subtotal	2,265,306	2,836,802	5,333,499	1,205,264	51,141,871
		입원 Inpatient	112,604	685,815	1,342,837	9,418	55,641
		외래 Outpatient	2,152,702	2,150,987	3,990,662	1,195,846	51,086,230
	병 원 Hospital	소계 Subtotal	1,264,090	1,724,112	3,464,781	712,340	16,087,257
		입원 Inpatient	58,340	518,740	967,720	1,442	19,187
		외래 Outpatient	1,205,750	1,205,372	2,497,061	710,898	16,068,070
	요 양 병 원 Healthcare Institute	소계 Subtotal	121,816	777,360	913,759	23,774	532,053
		입원 Inpatient	44,756	703,753	718,580	76	1,990
		외래 Outpatient	77,060	73,607	195,179	23,698	530,063
	정 신 병 원 Psychiatric hospital	소계 Subtotal	90,232	201,575	1,986,069	14,020	474,147
		입원 Inpatient	6,053	117,397	130,655	3	11
		외래 Outpatient	84,179	84,178	1,855,414	14,017	474,136
	의 원 Clinic	소계 Subtotal	15,276,772	15,404,515	22,569,608	11,432,850	175,017,515
		입원 Inpatient	44,189	180,849	268,857	1,137	10,817
		외래 Outpatient	15,232,583	15,223,666	22,300,751	11,431,713	175,006,698
	치 과 병 원 Dental hospital	소계 Subtotal	61,952	61,889	64,143	13,968	80,246
		입원 Inpatient	486	741	2,955	-	-
		외래 Outpatient	61,466	61,148	61,188	13,968	80,246
	치 과 의 원 Dental clinic	소계 Subtotal	1,966,737	1,945,906	1,958,197	450,172	1,645,777
		입원 Inpatient	-	-	-	-	-
		외래 Outpatient	1,966,737	1,945,906	1,958,197	450,172	1,645,777
	조 산 원 Midwifery clinic	소계 Subtotal	-	-	-	-	-
		입원 Inpatient	-	-	-	-	-
		외래 Outpatient	-	-	-	-	-
	보 건 의 료 원 Hospitalized healthcenter	소계 Subtotal	49,471	49,471	65,160	31,428	985,034
		입원 Inpatient	-	-	-	-	-
		외래 Outpatient	49,471	49,471	65,160	31,428	985,034
	보 건 소 Health center	소계 Subtotal	127,375	127,375	144,831	77,354	4,256,440
		입원 Inpatient	-	-	-	-	-
		외래 Outpatient	127,375	127,375	144,831	77,354	4,256,440
	보 건 지 소 Health subcenter	소계 Subtotal	124,210	124,210	3,046,614	16,546	958,291
		입원 Inpatient	-	-	-	-	-
		외래 Outpatient	124,210	124,210	3,046,614	16,546	958,291
	보 건 진 료 소 Primary health carepost	소계 Subtotal	180,633	180,707	1,850,282	-	-
		입원 Inpatient	-	-	-	-	-
		외래 Outpatient	180,633	180,707	1,850,282	-	-
	한 방 병 원 Korean medicine hospital	소계 Subtotal	62,238	85,959	99,881	1,792	18,125
		입원 Inpatient	5,037	28,758	29,950	48	1,191
		외래 Outpatient	57,201	57,201	69,931	1,744	16,934
	한 의 원 Korean medicine clinic	소계 Subtotal	2,344,908	2,346,307	2,607,112	-	-
		입원 Inpatient	216	1,990	1,990	-	-
		외래 Outpatient	2,344,692	2,344,317	2,605,122	-	-
약 국 Pharmacy		소계 Subtotal	14,664,273	14,664,273	292,505,515	-	-
		처방 Prescription	14,198,964	14,198,964	291,148,116	-	-
		직접 Without prescription	465,309	465,309	1,357,399	-	-

주 : 1) 심사일 기준
2) 「의료법」 제 3 조제 2 항제 3 호 개정(2021.3.5. 시행)에 따라 요양기관 종별 구분으로 정신병원 신설

진료비 심사실적(강원)

of the Provider(Gangwon)

(단위 : 건, 일, 회, 원)
Unit : Claim, Day, Time, KRW

진료비 (천 원) Medical Expenses(KRW 1,000)		원 외 처방률 Prescription rate (%)	원외처방 횟수당 처방일수 Prescription days per prescription time	건 당 입내원일수 Visits per Claim	건 당 진료비 Medical Expenses perclaim	건 당 급여비 Benefit per claim	일 당 진료비 Medical Expenses per day	
계 Total	급여비 Benefit						입 내 원 Visit	요양급여 Reimbursed
2,775,896,815	2,070,424,829	-	-	1.06	69,525	51,856	65,556	8,136
2,111,110,432	1,591,845,984	-	20.30	1.10	83,567	63,013	76,269	43,351
912,431,180	744,960,398	-	8.95	7.31	2,338,020	1,908,892	319,789	180,631
1,198,679,251	846,885,586	58.45	20.31	1.00	48,194	34,050	48,282	27,463
576,799,900	446,971,794	-	79.64	1.37	434,792	336,928	318,066	125,555
402,576,245	334,598,091	-	14.62	5.19	3,395,062	2,821,779	654,393	253,541
174,223,655	112,373,703	45.46	80.06	0.99	144,221	93,022	145,396	57,955
420,619,681	315,945,014	-	42.43	1.25	185,679	139,471	148,272	78,864
264,053,826	218,706,588	-	5.91	6.09	2,344,977	1,942,263	385,022	196,639
156,565,855	97,238,426	55.60	42.72	1.00	72,730	45,170	72,788	39,233
171,648,790	123,240,106	-	22.58	1.36	135,788	97,493	99,558	49,541
112,045,900	85,050,686	-	13.31	8.89	1,920,567	1,457,845	215,996	115,783
59,602,890	38,189,420	58.98	22.60	1.00	49,432	31,673	49,448	23,869
71,653,468	56,150,130	-	22.38	6.38	588,211	460,942	92,175	78,416
65,325,581	50,603,751	-	26.18	15.72	1,459,594	1,130,658	92,825	90,909
6,327,887	5,546,379	32.20	22.37	0.96	82,116	71,975	85,969	32,421
17,489,953	13,298,442	-	33.82	2.23	193,833	147,381	86,766	8,806
11,000,528	8,625,013	-	3.67	19.39	1,817,368	1,424,915	93,704	84,195
6,489,425	4,673,430	16.65	33.83	1.00	77,091	55,518	77,092	3,498
613,886,467	462,638,936	-	15.31	1.01	40,184	30,284	39,851	27,200
52,746,366	43,800,758	-	9.51	4.09	1,193,654	991,214	291,660	196,187
561,140,101	418,838,177	75.09	15.31	1.00	36,838	27,496	36,860	25,162
5,024,829	3,232,368	-	5.74	1.00	81,108	52,175	81,191	78,338
344,578	273,983	-	-	1.52	709,008	563,752	465,017	116,608
4,680,251	2,958,385	22.84	5.74	0.99	76,144	48,130	76,540	76,490
146,822,700	104,202,905	-	3.66	0.99	74,653	52,983	75,452	74,979
-	-	-	-	-	-	-	-	-
146,822,700	104,202,905	23.13	3.66	0.99	74,653	52,983	75,452	74,979
-	-	-	-	-	-	-	-	-
-	-	-	-	-	-	-	-	-
-	-	-	-	-	-	-	-	-
1,344,176	1,014,952	-	31.34	1.00	27,171	20,516	27,171	20,629
-	-	-	-	-	-	-	-	-
1,344,176	1,014,952	63.53	31.34	1.00	27,171	20,516	27,171	20,629
745,271	642,383	-	55.03	1.00	5,851	5,043	5,851	5,146
-	-	-	-	-	-	-	-	-
745,271	642,383	60.73	55.03	1.00	5,851	5,043	5,851	5,146
5,808,195	4,134,633	-	57.92	1.00	46,761	33,287	46,761	1,906
-	-	-	-	-	-	-	-	-
5,808,195	4,134,633	13.32	57.92	1.00	46,761	33,287	46,761	1,906
3,550,053	2,754,581	-	-	1.00	19,653	15,250	19,645	1,919
-	-	-	-	-	-	-	-	-
3,550,053	2,754,581	-	-	1.00	19,653	15,250	19,645	1,919
6,075,580	4,331,756	-	10.11	1.38	97,619	69,600	70,680	60,828
4,110,466	3,131,756	-	24.81	5.71	816,054	621,750	142,933	137,244
1,965,115	1,200,000	3.05	9.71	1.00	34,355	20,979	34,355	28,101
69,641,369	53,287,984	-	-	1.00	29,699	22,725	29,681	26,712
227,690	169,771	-	-	9.21	1,054,121	785,979	114,417	114,417
69,413,679	53,118,212	-	-	1.00	29,605	22,655	29,609	26,645
664,786,383	478,578,845	-	-	1.00	45,334	32,636	45,334	2,273
661,086,605	476,330,772	-	-	1.00	46,559	33,547	46,559	2,271
3,699,778	2,248,073	-	-	1.00	7,951	4,831	7,951	2,726

Note : 1) According to the review result

2) Psychiatric hospital was newly added to provider type classification as per the amendment of the Medical Service Act (Article 3-2-3, March 5, 2021)

구 분 Division			청 구 건 수 Claims	일 수 Number of Days		원외처방횟수 Prescription times	원외처방일수 Prescription days
				입 내 원 Visit	요 양 급 여 Reimbursed		
총 계 Total			46,315,675	49,276,621	337,424,761	-	-
의료기관 및 보건기관 Medical institution and Community health agency	소 계 Subtotal	소계 Subtotal	29,042,272	32,003,218	51,677,392	17,433,956	287,674,501
		입원 Inpatient	419,989	3,419,913	5,048,810	15,407	164,063
		외래 Outpatient	28,622,283	28,583,305	46,628,582	17,418,549	287,510,438
	상 급 중 합 병 원 Tertiary hospital	소계 Subtotal	728,958	982,857	2,251,090	277,929	20,409,190
		입원 Inpatient	54,383	311,649	665,201	2,330	79,243
		외래 Outpatient	674,575	671,208	1,585,889	275,599	20,329,947
	종 합 병 원 General hospital	소계 Subtotal	1,949,975	2,611,536	6,038,128	966,704	41,622,255
		입원 Inpatient	138,970	803,583	1,492,928	7,903	45,370
		외래 Outpatient	1,811,005	1,807,953	4,545,200	958,801	41,576,885
	병 원 Hospital	소계 Subtotal	1,658,588	2,240,618	3,883,402	976,798	14,528,817
		입원 Inpatient	83,521	668,460	1,102,703	1,613	13,128
		외래 Outpatient	1,575,067	1,572,158	2,780,699	975,185	14,515,689
	요 양 병 원 Healthcare Institute	소계 Subtotal	185,368	1,208,262	1,415,191	35,271	1,072,195
		입원 Inpatient	69,014	1,091,908	1,117,212	84	402
		외래 Outpatient	116,354	116,354	297,979	35,187	1,071,793
	정 신 병 원 Psychiatric hospital	소계 Subtotal	48,321	307,367	1,129,759	2,334	66,030
		입원 Inpatient	12,623	272,679	294,989	-	-
		외래 Outpatient	35,698	34,688	834,770	2,334	66,030
	의 원 Clinic	소계 Subtotal	19,095,767	19,265,406	26,035,096	14,597,862	205,386,953
		입원 Inpatient	54,953	228,295	326,772	2,709	17,491
		외래 Outpatient	19,040,814	19,037,111	25,708,324	14,595,153	205,369,462
	치 과 병 원 Dental hospital	소계 Subtotal	74,162	73,227	73,227	18,219	74,890
		입원 Inpatient	-	-	-	-	-
		외래 Outpatient	74,162	73,227	73,227	18,219	74,890
	치 과 의 원 Dental clinic	소계 Subtotal	2,258,380	2,234,674	2,236,451	504,884	1,846,682
		입원 Inpatient	-	-	-	-	-
		외래 Outpatient	2,258,380	2,234,674	2,236,451	504,884	1,846,682
	조 산 원 Midwifery clinic	소계 Subtotal	7	21	21	-	-
		입원 Inpatient	7	21	21	-	-
		외래 Outpatient	-	-	-	-	-
	보 건 의 료 원 Hospitalized healthcenter	소계 Subtotal	-	-	-	-	-
		입원 Inpatient	-	-	-	-	-
		외래 Outpatient	-	-	-	-	-
	보 건 소 Health center	소계 Subtotal	96,172	96,172	132,287	41,168	2,079,894
		입원 Inpatient	-	-	-	-	-
		외래 Outpatient	96,172	96,172	132,287	41,168	2,079,894
	보 건 지 소 Health subcenter	소계 Subtotal	82,948	82,948	2,945,412	9,300	552,882
		입원 Inpatient	-	-	-	-	-
		외래 Outpatient	82,948	82,948	2,945,412	9,300	552,882
	보 건 진 료 소 Primary health carepost	소계 Subtotal	204,025	204,032	2,498,026	-	-
		입원 Inpatient	-	-	-	-	-
		외래 Outpatient	204,025	204,032	2,498,026	-	-
	한 방 병 원 Korean medicine hospital	소계 Subtotal	121,004	152,558	205,502	3,487	34,713
		입원 Inpatient	5,874	37,437	42,963	768	8,429
		외래 Outpatient	115,130	115,121	162,539	2,719	26,284
	한 의 원 Korean medicine clinic	소계 Subtotal	2,538,597	2,543,540	2,833,800	-	-
		입원 Inpatient	644	5,881	6,021	-	-
		외래 Outpatient	2,537,953	2,537,659	2,827,779	-	-
약 국 Pharmacy	소 계 Subtotal	소계 Subtotal	17,273,403	17,273,403	285,747,369	-	-
		처방 Prescription	17,151,406	17,151,406	285,385,118	-	-
		직접 Without prescription	121,997	121,997	362,251	-	-

주 : 1) 심사일 기준

2) 「의료법」 제 3 조제 2 항제 3 호 개정(2021.3.5. 시행)에 따라 요양기관 종별 구분으로 정신병원 신설

진료비 심사실적(충북)

of the Provider(Chungbuk)

(단위 : 건, 일, 회, 원)
Unit : Claim, Day, Time, KRW

진료비 (천 원) Medical Expenses(KRW 1,000)		원 외 처방률 Prescription rate (%)	원외처방 횟수당 처방일수 Prescription days per prescription time	건 당 입내원일수 Visits per Claim	건 당 진료비 Medical Expenses perclaim	건 당 급여비 Benefit per claim	일 당 진료비 Medical Expenses per day	
계 Total	급여비 Benefit						입 내 원 Visit	요양급여 Reimbursed
2,805,750,702	2,082,641,182	-	-	1.06	60,579	44,966	56,939	8,315
2,152,977,138	1,614,624,047	-	16.50	1.10	74,133	55,596	67,274	41,662
850,637,683	680,340,679	-	10.65	8.14	2,025,381	1,619,901	248,731	168,483
1,302,339,455	934,283,368	60.94	16.51	1.00	45,501	32,642	45,563	27,930
306,490,053	242,005,104	-	73.43	1.35	420,450	331,988	311,836	136,152
190,329,658	158,905,668	-	34.01	5.73	3,499,801	2,921,973	610,718	286,124
116,160,395	83,099,437	41.06	73.77	1.00	172,198	123,188	173,062	73,246
434,642,526	317,669,652	-	43.06	1.34	222,896	162,910	166,432	71,983
289,832,216	231,625,026	-	5.74	5.78	2,085,574	1,666,727	360,675	194,137
144,810,310	86,044,626	53.03	43.36	1.00	79,961	47,512	80,096	31,860
243,229,766	180,868,245	-	14.87	1.35	146,649	109,050	108,555	62,633
162,865,467	126,786,219	-	8.14	8.00	1,949,994	1,518,016	243,643	147,697
80,364,298	54,082,026	62.03	14.89	1.00	51,023	34,336	51,117	28,901
117,641,647	92,043,531	-	30.40	6.52	634,638	496,545	97,364	83,128
108,983,268	84,658,496	-	4.79	15.82	1,579,147	1,226,686	99,810	97,549
8,658,380	7,385,034	30.24	30.46	1.00	74,414	63,470	74,414	29,057
30,366,436	23,104,471	-	28.29	6.36	628,431	478,146	98,795	26,879
27,758,564	21,213,100	-	-	21.60	2,199,047	1,680,512	101,799	94,100
2,607,872	1,891,371	6.73	28.29	0.97	73,054	52,983	75,181	3,124
754,436,770	566,727,958	-	14.07	1.01	39,508	29,678	39,160	28,978
64,738,370	52,486,070	-	6.46	4.15	1,178,068	955,108	283,573	198,115
689,698,400	514,241,888	76.67	14.07	1.00	36,222	27,007	36,229	26,828
5,093,308	3,247,660	-	4.11	0.99	68,678	43,791	69,555	69,555
-	-	-	-	-	-	-	-	-
5,093,308	3,247,660	24.88	4.11	0.99	68,678	43,791	69,555	69,555
163,427,197	115,798,150	-	3.66	0.99	72,365	51,275	73,132	73,074
-	-	-	-	-	-	-	-	-
163,427,197	115,798,150	22.59	3.66	0.99	72,365	51,275	73,132	73,074
12,886	12,695	-	-	3.00	1,840,886	1,813,586	613,629	613,629
12,886	12,695	-	-	3.00	1,840,886	1,813,586	613,629	613,629
-	-	-	-	-	-	-	-	-
-	-	-	-	-	-	-	-	-
-	-	-	-	-	-	-	-	-
-	-	-	-	-	-	-	-	-
-	-	-	-	-	-	-	-	-
614,237	507,856	-	50.52	1.00	6,387	5,281	6,387	4,643
-	-	-	-	-	-	-	-	-
614,237	507,856	42.81	50.52	1.00	6,387	5,281	6,387	4,643
5,507,761	3,896,271	-	59.45	1.00	66,400	46,972	66,400	1,870
-	-	-	-	-	-	-	-	-
5,507,761	3,896,271	11.21	59.45	1.00	66,400	46,972	66,400	1,870
4,652,172	3,538,332	-	-	1.00	22,802	17,343	22,801	1,862
-	-	-	-	-	-	-	-	-
4,652,172	3,538,332	-	-	1.00	22,802	17,343	22,801	1,862
9,987,471	6,866,090	-	9.95	1.26	82,538	56,743	65,467	48,600
5,406,995	4,112,366	-	10.98	6.37	920,496	700,096	144,429	125,852
4,580,476	2,753,724	2.36	9.67	1.00	39,785	23,918	39,788	28,181
76,874,908	58,338,033	-	-	1.00	30,282	22,980	30,224	27,128
710,257	541,039	-	-	9.13	1,102,884	840,123	120,771	117,963
76,164,650	57,796,993	-	-	1.00	30,010	22,773	30,014	26,934
652,773,564	468,017,136	-	-	1.00	37,791	27,095	37,791	2,284
651,835,088	467,446,693	-	-	1.00	38,005	27,254	38,005	2,284
938,476	570,443	-	-	1.00	7,693	4,676	7,693	2,591

Note : 1) According to the review result

2) Psychiatric hospital was newly added to provider type classification as per the amendment of the Medical Service Act (Article 3-2-3, March 5, 2021)

제Ⅳ-4-12표
Table IV-4-12

요양기관 소재지별
Review Records by Location

구 분 Division			청 구 건 수 Claims	일 수 Number of Days		원외처방횟수 Prescription times	원외처방일수 Prescription days
				입 내 원 Visit	요 양 급 여 Reimbursed		
총 계 Total			59,974,337	64,123,135	441,261,375	-	-
의료기관 및 보건기관 Medical institution and Community health agency	소 계 Subtotal	소계 Subtotal	37,507,156	41,655,954	70,459,540	22,717,717	368,483,946
		입원 Inpatient	618,305	4,828,471	6,942,252	12,002	123,752
		외래 Outpatient	36,888,851	36,827,483	63,517,288	22,705,715	368,360,194
	상 급 중 합 병 원 Tertiary hospital	소계 Subtotal	1,391,025	1,929,016	4,291,828	568,630	38,411,501
		입원 Inpatient	148,677	691,556	1,496,186	1,092	35,200
		외래 Outpatient	1,242,348	1,237,460	2,795,642	567,538	38,376,301
	종 합 병 원 General hospital	소계 Subtotal	1,733,757	2,437,850	4,072,415	894,115	32,213,737
		입원 Inpatient	151,230	864,288	1,531,858	2,085	23,557
		외래 Outpatient	1,582,527	1,573,562	2,540,557	892,030	32,190,180
	병 원 Hospital	소계 Subtotal	2,436,848	2,933,080	3,685,209	1,594,131	25,815,541
		입원 Inpatient	86,178	583,776	1,089,649	1,500	14,594
		외래 Outpatient	2,350,670	2,349,304	2,595,560	1,592,631	25,800,947
	요 양 병 원 Healthcare Institute	소계 Subtotal	320,238	2,377,999	2,761,852	69,786	1,781,392
		입원 Inpatient	153,504	2,211,279	2,253,015	101	762
		외래 Outpatient	166,734	166,720	508,837	69,685	1,780,630
	정 신 병 원 Psychiatric hospital	소계 Subtotal	122,274	354,489	2,287,064	7,205	153,600
		입원 Inpatient	12,508	256,860	281,500	-	-
		외래 Outpatient	109,766	97,629	2,005,564	7,205	153,600
	의 원 Clinic	소계 Subtotal	24,320,352	24,438,248	34,613,925	18,725,706	260,346,612
		입원 Inpatient	57,418	180,096	238,858	7,149	48,262
		외래 Outpatient	24,262,934	24,258,152	34,375,067	18,718,557	260,298,350
	치 과 병 원 Dental hospital	소계 Subtotal	268,854	268,454	271,716	54,805	297,729
		입원 Inpatient	505	2,477	5,726	-	-
		외래 Outpatient	268,349	265,977	265,990	54,805	297,729
	치 과 의 원 Dental clinic	소계 Subtotal	2,761,141	2,734,982	2,747,350	620,746	2,252,724
		입원 Inpatient	2	-	-	-	-
		외래 Outpatient	2,761,139	2,734,982	2,747,350	620,746	2,252,724
	조 산 원 Midwifery clinic	소계 Subtotal	-	-	-	-	-
		입원 Inpatient	-	-	-	-	-
		외래 Outpatient	-	-	-	-	-
	보 건 의 료 원 Hospitalized healthcenter	소계 Subtotal	140,057	144,555	154,361	112,320	3,363,966
		입원 Inpatient	286	4,784	6,490	20	445
		외래 Outpatient	139,771	139,771	147,871	112,300	3,363,521
	보 건 소 Health center	소계 Subtotal	83,900	83,900	154,860	41,371	2,284,350
		입원 Inpatient	-	-	-	-	-
		외래 Outpatient	83,900	83,900	154,860	41,371	2,284,350
	보 건 지 소 Health subcenter	소계 Subtotal	205,541	205,541	7,697,476	24,694	1,483,239
		입원 Inpatient	-	-	-	-	-
		외래 Outpatient	205,541	205,541	7,697,476	24,694	1,483,239
	보 건 진 료 소 Primary health carepost	소계 Subtotal	379,156	379,158	4,046,922	-	-
		입원 Inpatient	-	-	-	-	-
		외래 Outpatient	379,156	379,158	4,046,922	-	-
	한 방 병 원 Korean medicine hospital	소계 Subtotal	146,955	168,147	191,462	4,208	79,555
		입원 Inpatient	7,405	28,598	34,213	55	932
		외래 Outpatient	139,550	139,549	157,249	4,153	78,623
	한 의 원 Korean medicine clinic	소계 Subtotal	3,197,058	3,200,535	3,483,100	-	-
		입원 Inpatient	592	4,757	4,757	-	-
		외래 Outpatient	3,196,466	3,195,778	3,478,343	-	-
약 국 Pharmacy	소 계 Subtotal	소계 Subtotal	22,467,181	22,467,181	370,801,835	-	-
		처방 Prescription	22,367,395	22,367,395	370,508,047	-	-
		직접 Without prescription	99,786	99,786	293,788	-	-

주 : 1) 심사일 기준
2) 「의료법」 제 3 조제 2 항제 3 호 개정(2021.3.5. 시행)에 따라 요양기관 종별 구분으로 정신병원 신설

진료비 심사실적(충남)

of the Provider(Chungnam)

(단위 : 건, 일, 회, 원)
Unit : Claim, Day, Time, KRW

진료비 (천 원) Medical Expenses(KRW 1,000)		원외 처방률 Prescription rate (%)	원외처방 횟수당 처방일수 Prescription days per prescription time	건당 입내원일수 Visits per Claim	건당 진료비 Medical Expenses perclaim	건당 급여비 Benefit per claim	일당진료비 Medical Expenses per day	
계 Total	급여비 Benefit						입내원 Visit	요양급여 Reimbursed
3,600,494,503	2,673,789,568	-	-	1.07	60,034	44,582	56,150	8,160
2,738,010,925	2,054,137,902	-	16.22	1.11	73,000	54,767	65,729	38,859
1,129,970,792	909,260,430	-	10.31	7.81	1,827,530	1,470,569	234,022	162,767
1,608,040,133	1,144,877,471	61.65	16.22	1.00	43,591	31,036	43,664	25,317
587,199,576	455,831,667	-	67.55	1.39	422,134	327,695	304,404	136,818
420,531,445	351,493,337	-	32.23	4.65	2,828,490	2,364,141	608,095	281,069
166,668,130	104,338,330	45.86	67.62	1.00	134,156	83,985	134,686	59,617
381,414,661	280,434,713	-	36.03	1.41	219,993	161,750	156,455	93,658
265,292,081	211,324,790	-	11.30	5.72	1,754,229	1,397,373	306,949	173,183
116,122,580	69,109,923	56.69	36.09	0.99	73,378	43,671	73,796	45,708
249,278,516	179,066,903	-	16.19	1.20	102,295	73,483	84,989	67,643
138,431,528	107,137,397	-	9.73	6.77	1,606,344	1,243,211	237,131	127,042
110,846,988	71,929,506	67.79	16.20	1.00	47,155	30,600	47,183	42,706
221,111,517	171,011,758	-	25.53	7.43	690,460	534,015	92,982	80,059
211,380,128	163,010,580	-	7.54	14.41	1,377,033	1,061,931	95,592	93,821
9,731,389	8,001,178	41.80	25.55	1.00	58,365	47,988	58,370	19,125
31,839,881	24,836,564	-	21.32	2.90	260,398	203,122	89,819	13,922
24,507,340	19,474,682	-	-	20.54	1,959,333	1,556,978	95,411	87,060
7,332,541	5,361,882	7.38	21.32	0.89	66,802	48,848	75,106	3,656
914,317,592	688,902,659	-	13.90	1.00	37,595	28,326	37,413	26,415
63,469,630	51,950,540	-	6.75	3.14	1,105,396	904,778	352,421	265,721
850,847,962	636,952,118	77.16	13.91	1.00	35,068	26,252	35,075	24,752
21,134,968	13,508,786	-	5.43	1.00	78,611	50,246	78,728	77,783
1,099,898	867,175	-	-	4.90	2,178,017	1,717,179	444,045	192,088
20,035,069	12,641,611	20.61	5.43	0.99	74,660	47,109	75,326	75,323
195,887,043	138,798,651	-	3.63	0.99	70,944	50,269	71,623	71,300
54	43	-	-	-	27,135	21,710	-	-
195,886,989	138,798,608	22.70	3.63	0.99	70,944	50,269	71,623	71,300
-	-	-	-	-	-	-	-	-
-	-	-	-	-	-	-	-	-
-	-	-	-	-	-	-	-	-
4,411,467	3,364,309	-	29.95	1.03	31,498	24,021	30,518	28,579
510,292	417,045	-	22.25	16.73	1,784,239	1,458,200	106,666	78,628
3,901,175	2,947,264	80.35	29.95	1.00	27,911	21,086	27,911	26,382
614,427	501,586	-	55.22	1.00	7,323	5,978	7,323	3,968
-	-	-	-	-	-	-	-	-
614,427	501,586	49.31	55.22	1.00	7,323	5,978	7,323	3,968
14,371,262	10,156,056	-	60.06	1.00	69,919	49,411	69,919	1,867
-	-	-	-	-	-	-	-	-
14,371,262	10,156,056	12.01	60.06	1.00	69,919	49,411	69,919	1,867
7,700,922	5,919,045	-	-	1.00	20,311	15,611	20,311	1,903
-	-	-	-	-	-	-	-	-
7,700,922	5,919,045	-	-	1.00	20,311	15,611	20,311	1,903
9,848,186	6,540,858	-	18.91	1.14	67,015	44,509	58,569	51,437
4,141,323	3,144,493	-	16.95	3.86	559,260	424,645	144,812	121,045
5,706,863	3,396,365	2.98	18.93	1.00	40,895	24,338	40,895	36,292
98,880,908	75,264,347	-	-	1.00	30,929	23,542	30,895	28,389
607,072	440,347	-	-	8.04	1,025,459	743,830	127,617	127,617
98,273,836	74,824,000	-	-	1.00	30,745	23,408	30,751	28,253
862,483,578	619,651,666	-	-	1.00	38,389	27,580	38,389	2,326
861,614,038	619,124,447	-	-	1.00	38,521	27,680	38,521	2,325
869,540	527,220	-	-	1.00	8,714	5,284	8,714	2,960

Note : 1) According to the review result

2) Psychiatric hospital was newly added to provider type classification as per the amendment of the Medical Service Act (Article 3-2-3, March 5, 2021)

제Ⅳ-4-13표
Table IV-4-13

요양기관 소재지별
Review Records by Location

구 분 Division			청 구 건 수 Claims	일 수 Number of Days		원외처방횟수 Prescription times	원외처방일수 Prescription days
				입 내 원 Visit	요 양 급 여 Reimbursed		
총 계 Total			56,116,530	62,765,870	421,016,133	-	-
의료기관 및 보건기관 Medical institution and Community health agency	소 계 Subtotal	소계 Subtotal	35,932,094	42,581,434	64,236,319	20,668,229	365,428,841
		입원 Inpatient	819,851	7,516,556	9,954,085	19,575	233,710
		외래 Outpatient	35,112,243	35,064,878	54,282,234	20,648,654	365,195,131
	상 급 중 합 병 원 Tertiary hospital	소계 Subtotal	1,526,812	2,076,454	5,106,355	648,252	42,007,918
		입원 Inpatient	111,006	669,915	1,332,857	17	290
		외래 Outpatient	1,415,806	1,406,539	3,773,498	648,235	42,007,628
	종 합 병 원 General hospital	소계 Subtotal	2,406,202	3,274,786	5,800,106	1,308,266	53,667,688
		입원 Inpatient	189,182	1,063,391	1,904,465	4,112	48,825
		외래 Outpatient	2,217,020	2,211,395	3,895,641	1,304,154	53,618,863
	병 원 Hospital	소계 Subtotal	2,262,326	3,158,681	4,014,671	1,445,640	23,017,384
		입원 Inpatient	128,460	1,025,513	1,693,917	8,531	120,592
		외래 Outpatient	2,133,866	2,133,168	2,320,754	1,437,109	22,896,792
	요 양 병 원 Healthcare Institute	소계 Subtotal	363,530	3,849,781	4,088,411	52,929	1,530,566
		입원 Inpatient	248,291	3,734,546	3,789,939	41	433
		외래 Outpatient	115,239	115,235	298,472	52,888	1,530,133
	정 신 병 원 Psychiatric hospital	소계 Subtotal	33,081	256,028	717,841	3,382	95,278
		입원 Inpatient	9,532	232,479	255,644	52	1,623
		외래 Outpatient	23,549	23,549	462,197	3,330	93,655
	의 원 Clinic	소계 Subtotal	22,470,116	22,796,394	33,698,597	16,456,483	238,253,965
		입원 Inpatient	83,242	412,041	576,899	5,943	46,506
		외래 Outpatient	22,386,874	22,384,353	33,121,698	16,450,540	238,207,459
	치 과 병 원 Dental hospital	소계 Subtotal	99,516	98,977	99,014	19,538	127,073
		입원 Inpatient	-	-	-	-	-
		외래 Outpatient	99,516	98,977	99,014	19,538	127,073
	치 과 의 원 Dental clinic	소계 Subtotal	2,682,860	2,654,734	2,658,522	606,182	2,133,823
		입원 Inpatient	1	-	-	-	-
		외래 Outpatient	2,682,859	2,654,734	2,658,522	606,182	2,133,823
	조 산 원 Midwifery clinic	소계 Subtotal	-	-	-	-	-
		입원 Inpatient	-	-	-	-	-
		외래 Outpatient	-	-	-	-	-
	보 건 의 료 원 Hospitalized healthcenter	소계 Subtotal	98,687	99,334	120,239	55,590	1,457,659
		입원 Inpatient	94	741	805	11	77
		외래 Outpatient	98,593	98,593	119,434	55,579	1,457,582
	보 건 소 Health center	소계 Subtotal	63,942	63,942	78,289	37,838	1,945,908
		입원 Inpatient	-	-	-	-	-
		외래 Outpatient	63,942	63,942	78,289	37,838	1,945,908
	보 건 지 소 Health subcenter	소계 Subtotal	118,478	118,478	1,583,954	17,268	859,957
		입원 Inpatient	-	-	-	-	-
		외래 Outpatient	118,478	118,478	1,583,954	17,268	859,957
	보 건 진 료 소 Primary health carepost	소계 Subtotal	342,611	342,805	2,107,920	-	-
		입원 Inpatient	-	-	-	-	-
		외래 Outpatient	342,611	342,805	2,107,920	-	-
	한 방 병 원 Korean medicine hospital	소계 Subtotal	222,531	515,635	589,934	16,860	331,612
		입원 Inpatient	46,534	339,887	361,465	868	15,364
		외래 Outpatient	175,997	175,748	228,469	15,992	316,248
	한 의 원 Korean medicine clinic	소계 Subtotal	3,241,402	3,275,405	3,572,466	1	10
		입원 Inpatient	3,509	38,043	38,094	-	-
		외래 Outpatient	3,237,893	3,237,362	3,534,372	1	10
약 국 Pharmacy	소 계 Subtotal	소계 Subtotal	20,184,436	20,184,436	356,779,814	-	-
		처방 Prescription	20,131,741	20,131,741	356,621,571	-	-
		직접 Without prescription	52,695	52,695	158,243	-	-

주 : 1) 심사일 기준
2) 「의료법」 제 3 조제 2 항제 3 호 개정(2021.3.5. 시행)에 따라 요양기관 종별 구분으로 정신병원 신설

진료비 심사실적(전북)

of the Provider(Jeonbuk)

(단위 : 건, 일, 회, 원)
Unit : Claim, Day, Time, KRW

진료비 (천 원) Medical Expenses(KRW 1,000)		원 외 처방률 Prescription rate (%)	원외처방 횟수당 처방일수 Prescription days per prescription time	건 당 입내원일수 Visits per Claim	건 당 진료비 Medical Expenses perclaim	건 당 급여비 Benefit per claim	일 당 진료비 Medical Expenses per day	
계 Total	급여비 Benefit						입 내 원 Visit	요양급여 Reimbursed
3,991,395,456	2,991,294,477	-	-	1.12	71,127	53,305	63,592	9,480
3,116,040,300	2,354,964,139	-	17.68	1.19	86,720	65,539	73,178	48,509
1,561,814,944	1,238,841,809	-	11.94	9.17	1,904,999	1,511,057	207,783	156,902
1,554,225,356	1,116,122,330	58.89	17.69	1.00	44,264	31,787	44,324	28,632
634,867,317	496,147,680	-	64.80	1.36	415,812	324,957	305,746	124,329
446,790,917	371,867,730	-	17.06	6.03	4,024,926	3,349,979	666,937	335,213
188,076,400	124,279,950	46.09	64.80	0.99	132,841	87,780	133,716	49,841
553,895,387	403,948,457	-	41.02	1.36	230,195	167,878	169,139	95,497
379,032,207	295,570,563	-	11.87	5.62	2,003,532	1,562,361	356,437	199,023
174,863,180	108,377,893	58.97	41.11	1.00	78,873	48,884	79,074	44,887
290,191,031	212,328,713	-	15.92	1.40	128,271	93,854	91,871	72,283
202,307,299	156,481,299	-	14.14	7.98	1,574,866	1,218,132	197,274	119,432
87,883,733	55,847,414	67.37	15.93	1.00	41,185	26,172	41,199	37,869
373,959,574	290,365,772	-	28.92	10.59	1,028,690	798,740	97,138	91,468
368,535,673	286,019,742	-	10.56	15.04	1,484,289	1,151,954	98,683	97,241
5,423,900	4,346,030	45.90	28.93	1.00	47,067	37,713	47,068	18,172
27,121,329	21,687,292	-	28.17	7.74	819,846	655,582	105,931	37,782
25,100,681	20,130,886	-	31.21	24.39	2,633,307	2,111,927	107,970	98,186
2,020,648	1,556,405	14.14	28.12	1.00	85,806	66,092	85,806	4,372
868,513,409	663,218,559	-	14.48	1.01	38,652	29,516	38,099	25,773
92,166,534	74,085,397	-	7.83	4.95	1,107,212	890,000	223,683	159,762
776,346,875	589,133,161	73.49	14.48	1.00	34,679	26,316	34,683	23,439
8,065,770	5,032,862	-	6.50	0.99	81,050	50,573	81,491	81,461
-	-	-	-	-	-	-	-	-
8,065,770	5,032,862	19.74	6.50	0.99	81,050	50,573	81,491	81,461
197,377,877	140,344,936	-	3.52	0.99	73,570	52,312	74,349	74,243
20	16	-	-	-	19,960	15,970	-	-
197,377,857	140,344,920	22.83	3.52	0.99	73,570	52,312	74,349	74,243
-	-	-	-	-	-	-	-	-
-	-	-	-	-	-	-	-	-
-	-	-	-	-	-	-	-	-
3,484,089	2,593,350	-	26.22	1.01	35,304	26,279	35,074	28,976
59,269	49,400	-	7.00	7.88	630,519	525,533	79,985	73,626
3,424,820	2,543,950	56.37	26.23	1.00	34,737	25,803	34,737	28,675
370,507	319,691	-	51.43	1.00	5,794	5,000	5,794	4,733
-	-	-	-	-	-	-	-	-
370,507	319,691	59.18	51.43	1.00	5,794	5,000	5,794	4,733
3,273,835	2,407,485	-	49.80	1.00	27,632	20,320	27,632	2,067
-	-	-	-	-	-	-	-	-
3,273,835	2,407,485	14.57	49.80	1.00	27,632	20,320	27,632	2,067
4,543,022	3,850,916	-	-	1.00	13,260	11,240	13,252	2,155
-	-	-	-	-	-	-	-	-
4,543,022	3,850,916	-	-	1.00	13,260	11,240	13,252	2,155
50,249,404	35,698,124	-	19.67	2.32	225,809	160,419	97,451	85,178
43,941,603	31,798,040	-	17.70	7.30	944,290	683,329	129,283	121,565
6,307,800	3,900,084	9.10	19.78	1.00	35,840	22,160	35,891	27,609
100,127,750	77,020,303	-	10.00	1.01	30,890	23,761	30,570	28,028
3,880,742	2,838,735	-	-	10.84	1,105,940	808,987	102,009	101,873
96,247,007	74,181,568	0.00	10.00	1.00	29,725	22,910	29,730	27,232
875,355,156	636,330,338	-	-	1.00	43,368	31,526	43,368	2,453
874,909,015	636,058,997	-	-	1.00	43,459	31,595	43,459	2,453
446,140	271,342	-	-	1.00	8,466	5,149	8,466	2,819

Note : 1) According to the review result

2) Psychiatric hospital was newly added to provider type classification as per the amendment of the Medical Service Act (Article 3-2-3, March 5, 2021)

제Ⅳ-4-14표
Table IV-4-14

요양기관 소재지별
Review Records by Location

구 분 Division			청 구 건 수 Claims	일 수 Number of Days		원외처방횟수 Prescription times	원외처방일수 Prescription days
				입 내 원 Visit	요 양 급 여 Reimbursed		
총 계 Total			51,758,600	58,950,436	381,151,681	-	-
의료기관 및 보건기관 Medical institution and Community health agency	소 계 Subtotal	소계 Subtotal	33,423,887	40,615,723	61,237,679	18,711,310	321,996,204
		입원 Inpatient	842,304	8,076,634	11,774,655	22,220	305,248
		외래 Outpatient	32,581,583	32,539,089	49,463,024	18,689,090	321,690,956
	상 급 중 합 병 원 Tertiary hospital	소계 Subtotal	546,803	735,966	1,919,717	150,095	11,162,087
		입원 Inpatient	54,381	251,120	675,450	6,580	142,675
		외래 Outpatient	492,422	484,846	1,244,267	143,515	11,019,412
	종 합 병 원 General hospital	소계 Subtotal	3,504,292	4,945,873	10,103,700	1,960,560	63,759,944
		입원 Inpatient	239,262	1,685,163	3,376,699	6,034	56,098
		외래 Outpatient	3,265,030	3,260,710	6,727,001	1,954,526	63,703,846
	병 원 Hospital	소계 Subtotal	3,823,278	5,227,286	7,415,087	2,563,835	36,702,658
		입원 Inpatient	198,645	1,603,498	2,949,273	5,948	59,186
		외래 Outpatient	3,624,633	3,623,788	4,465,814	2,557,887	36,643,472
	요 양 병 원 Healthcare Institute	소계 Subtotal	337,652	3,709,219	4,015,054	13,190	439,198
		입원 Inpatient	242,654	3,614,221	3,681,751	44	761
		외래 Outpatient	94,998	94,998	333,303	13,146	438,437
	정 신 병 원 Psychiatric hospital	소계 Subtotal	50,002	297,793	1,272,229	3,115	87,666
		입원 Inpatient	10,534	258,330	277,577	-	-
		외래 Outpatient	39,468	39,463	994,652	3,115	87,666
	의 원 Clinic	소계 Subtotal	19,347,919	19,640,688	26,935,184	13,391,157	203,197,945
		입원 Inpatient	61,082	357,241	499,068	3,121	39,776
		외래 Outpatient	19,286,837	19,283,447	26,436,116	13,388,036	203,158,169
	치 과 병 원 Dental hospital	소계 Subtotal	144,592	143,604	143,905	25,476	105,979
		입원 Inpatient	-	-	-	-	-
		외래 Outpatient	144,592	143,604	143,905	25,476	105,979
	치 과 의 원 Dental clinic	소계 Subtotal	2,224,853	2,199,491	2,199,865	496,289	1,762,877
		입원 Inpatient	-	-	-	-	-
		외래 Outpatient	2,224,853	2,199,491	2,199,865	496,289	1,762,877
	조 산 원 Midwifery clinic	소계 Subtotal	-	-	-	-	-
		입원 Inpatient	-	-	-	-	-
		외래 Outpatient	-	-	-	-	-
	보 건 의 료 원 Hospitalized healthcenter	소계 Subtotal	28,916	28,916	316,212	15,313	571,100
		입원 Inpatient	-	-	-	-	-
		외래 Outpatient	28,916	28,916	316,212	15,313	571,100
	보 건 소 Health center	소계 Subtotal	87,151	87,151	121,583	37,543	1,871,799
		입원 Inpatient	-	-	-	-	-
		외래 Outpatient	87,151	87,151	121,583	37,543	1,871,799
	보 건 지 소 Health subcenter	소계 Subtotal	225,594	225,594	1,641,641	47,717	2,200,514
		입원 Inpatient	-	-	-	-	-
		외래 Outpatient	225,594	225,594	1,641,641	47,717	2,200,514
	보 건 진 료 소 Primary health carepost	소계 Subtotal	369,749	369,829	1,926,651	-	-
		입원 Inpatient	-	-	-	-	-
		외래 Outpatient	369,749	369,829	1,926,651	-	-
	한 방 병 원 Korean medicine hospital	소계 Subtotal	172,593	419,534	470,185	7,020	134,437
		입원 Inpatient	33,336	280,277	287,859	493	6,752
		외래 Outpatient	139,257	139,257	182,326	6,527	127,685
	한 의 원 Korean medicine clinic	소계 Subtotal	2,560,493	2,584,779	2,756,666	-	-
		입원 Inpatient	2,410	26,784	26,978	-	-
		외래 Outpatient	2,558,083	2,557,995	2,729,688	-	-
약 국 Pharmacy	소 계 Subtotal	소계 Subtotal	18,334,713	18,334,713	319,914,002	-	-
		처방 Prescription	18,333,951	18,333,951	319,912,417	-	-
		직접 Without prescription	762	762	1,585	-	-

주 : 1) 심사일 기준
2) 「의료법」 제 3 조제 2 항제 3 호 개정(2021.3.5. 시행)에 따라 요양기관 종별 구분으로 정신병원 신설

진료비 심사실적(전남)

of the Provider(Jeonnam)

(단위 : 건, 일, 회, 원)
Unit : Claim, Day, Time, KRW

진료비 (천 원) Medical Expenses(KRW 1,000)		원 외 처방률 Prescription rate (%)	원외처방 횟수당 처방일수 Prescription days per prescription time	건 당 입내원일수 Visits per Claim	건 당 진료비 Medical Expenses perclaim	건 당 급여비 Benefit per claim	일 당 진료비 Medical Expenses per day	
계 Total	급여비 Benefit						입 내 원 Visit	요양급여 Reimbursed
3,673,751,565	2,777,979,147	-	-	1.14	70,979	53,672	62,319	9,639
2,882,302,572	2,202,866,466	-	17.21	1.22	86,235	65,907	70,965	47,067
1,403,349,097	1,111,983,852	-	13.74	9.59	1,666,084	1,320,169	173,754	119,184
1,478,953,474	1,090,882,614	57.44	17.21	1.00	45,392	33,482	45,452	29,900
355,358,393	311,224,171	-	74.37	1.35	649,884	569,171	482,846	185,110
193,184,428	169,589,869	-	21.68	4.62	3,552,425	3,118,550	769,291	286,008
162,173,965	141,634,301	29.60	76.78	0.98	329,339	287,628	334,486	130,337
700,762,407	509,435,653	-	32.52	1.41	199,973	145,375	141,686	69,357
472,121,938	367,642,508	-	9.30	7.04	1,973,242	1,536,569	280,164	139,818
228,640,469	141,793,145	59.94	32.59	1.00	70,027	43,428	70,120	33,988
446,162,469	333,873,550	-	14.32	1.37	116,696	87,327	85,353	60,170
284,660,834	223,663,058	-	9.95	8.07	1,433,013	1,125,944	177,525	96,519
161,501,636	110,210,492	70.59	14.33	1.00	44,557	30,406	44,567	36,164
329,609,528	255,392,368	-	33.30	10.99	976,181	756,377	88,862	82,093
325,882,725	252,350,086	-	17.30	14.89	1,342,993	1,039,958	90,167	88,513
3,726,803	3,042,282	13.84	33.35	1.00	39,230	32,025	39,230	11,181
29,116,487	22,917,845	-	28.14	5.96	582,306	458,339	97,774	22,886
25,978,160	20,531,425	-	-	24.52	2,466,125	1,949,063	100,562	93,589
3,138,327	2,386,421	7.89	28.14	1.00	79,516	60,465	79,526	3,155
717,250,309	547,871,707	-	15.17	1.02	37,071	28,317	36,519	26,629
65,508,020	51,716,933	-	12.74	5.85	1,072,460	846,680	183,372	131,261
651,742,289	496,154,774	69.43	15.17	1.00	33,792	25,725	33,798	24,653
10,527,156	6,771,792	-	4.16	0.99	72,806	46,834	73,307	73,154
-	-	-	-	-	-	-	-	-
10,527,156	6,771,792	17.74	4.16	0.99	72,806	46,834	73,307	73,154
166,516,381	118,199,153	-	3.55	0.99	74,844	53,127	75,707	75,694
-	-	-	-	-	-	-	-	-
166,516,381	118,199,153	22.56	3.55	0.99	74,844	53,127	75,707	75,694
-	-	-	-	-	-	-	-	-
-	-	-	-	-	-	-	-	-
-	-	-	-	-	-	-	-	-
914,473	689,376	-	37.30	1.00	31,625	23,841	31,625	2,892
-	-	-	-	-	-	-	-	-
914,473	689,376	52.96	37.30	1.00	31,625	23,841	31,625	2,892
529,703	439,497	-	49.86	1.00	6,078	5,043	6,078	4,357
-	-	-	-	-	-	-	-	-
529,703	439,497	43.08	49.86	1.00	6,078	5,043	6,078	4,357
3,778,011	2,846,593	-	46.12	1.00	16,747	12,618	16,747	2,301
-	-	-	-	-	-	-	-	-
3,778,011	2,846,593	21.15	46.12	1.00	16,747	12,618	16,747	2,301
4,363,737	3,745,002	-	-	1.00	11,802	10,128	11,799	2,265
-	-	-	-	-	-	-	-	-
4,363,737	3,745,002	-	-	1.00	11,802	10,128	11,799	2,265
37,827,059	27,347,146	-	19.15	2.43	219,169	158,449	90,164	80,451
33,209,840	24,429,967	-	13.70	8.41	996,216	732,840	118,489	115,368
4,617,219	2,917,178	4.69	19.56	1.00	33,156	20,948	33,156	25,324
79,586,457	62,112,614	-	-	1.01	31,082	24,258	30,790	28,871
2,803,154	2,060,006	-	-	11.11	1,163,134	854,774	104,658	103,905
76,783,304	60,052,608	-	-	1.00	30,016	23,476	30,017	28,129
791,448,994	575,112,681	-	-	1.00	43,167	31,367	43,167	2,474
791,441,131	575,107,916	-	-	1.00	43,168	31,368	43,168	2,474
7,863	4,765	-	-	1.00	10,318	6,253	10,318	4,961

Note : 1) According to the review result

2) Psychiatric hospital was newly added to provider type classification as per the amendment of the Medical Service Act (Article 3-2-3, March 5, 2021)

제Ⅳ-4-15표
Table IV-4-15

요양기관 소재지별
Review Records by Location

구 분 Division			청 구 건 수 Claims	일 수 Number of Days		원외처방횟수 Prescription times	원외처방일수 Prescription days
				입 내 원 Visit	요 양 급 여 Reimbursed		
총 계 Total			67,333,191	73,531,715	511,844,965	-	-
의료기관 및 보건기관 Medical institution and Community health agency	소 계 Subtotal	소계 Subtotal	42,196,396	48,394,920	74,354,065	25,537,817	442,020,947
		입원 Inpatient	731,286	6,979,958	9,440,990	6,318	81,389
		외래 Outpatient	41,465,110	41,414,962	64,913,075	25,531,499	441,939,558
	상 급 중 합 병 원 Tertiary hospital	소계 Subtotal	-	-	-	-	-
		입원 Inpatient	-	-	-	-	-
		외래 Outpatient	-	-	-	-	-
	종 합 병 원 General hospital	소계 Subtotal	4,646,713	6,050,383	11,619,509	2,515,488	107,825,105
		입원 Inpatient	332,026	1,749,648	3,556,986	2,157	47,351
		외래 Outpatient	4,314,687	4,300,735	8,062,523	2,513,331	107,777,754
	병 원 Hospital	소계 Subtotal	2,320,726	2,908,923	4,167,072	1,465,981	28,356,202
		입원 Inpatient	77,314	666,716	1,130,640	1,798	18,365
		외래 Outpatient	2,243,412	2,242,207	3,036,432	1,464,183	28,337,837
	요 양 병 원 Healthcare Institute	소계 Subtotal	439,507	4,048,121	4,706,823	65,778	1,516,246
		입원 Inpatient	240,877	3,849,581	3,905,588	108	1,539
		외래 Outpatient	198,630	198,540	801,235	65,670	1,514,707
	정 신 병 원 Psychiatric hospital	소계 Subtotal	143,862	624,994	2,632,805	32,854	921,995
		입원 Inpatient	24,053	505,185	542,210	77	1,953
		외래 Outpatient	119,809	119,809	2,090,595	32,777	920,042
	의 원 Clinic	소계 Subtotal	26,545,507	26,673,392	35,508,186	20,551,696	289,557,888
		입원 Inpatient	53,898	183,687	277,232	2,151	11,863
		외래 Outpatient	26,491,609	26,489,705	35,230,954	20,549,545	289,546,025
	치 과 병 원 Dental hospital	소계 Subtotal	194,596	192,468	192,485	39,871	144,705
		입원 Inpatient	-	-	-	-	-
		외래 Outpatient	194,596	192,468	192,485	39,871	144,705
	치 과 의 원 Dental clinic	소계 Subtotal	2,933,503	2,903,223	2,907,082	646,601	2,197,784
		입원 Inpatient	-	-	-	-	-
		외래 Outpatient	2,933,503	2,903,223	2,907,082	646,601	2,197,784
	조 산 원 Midwifery clinic	소계 Subtotal	22	66	66	-	-
		입원 Inpatient	22	66	66	-	-
		외래 Outpatient	-	-	-	-	-
	보 건 의 료 원 Hospitalized healthcenter	소계 Subtotal	132,709	135,068	1,342,221	52,176	1,684,335
		입원 Inpatient	245	2,604	3,640	27	318
		외래 Outpatient	132,464	132,464	1,338,581	52,149	1,684,017
	보 건 소 Health center	소계 Subtotal	169,359	169,359	175,114	122,995	7,475,812
		입원 Inpatient	-	-	-	-	-
		외래 Outpatient	169,359	169,359	175,114	122,995	7,475,812
	보 건 지 소 Health subcenter	소계 Subtotal	231,137	231,137	3,445,963	43,842	2,335,254
		입원 Inpatient	-	-	-	-	-
		외래 Outpatient	231,137	231,137	3,445,963	43,842	2,335,254
	보 건 진 료 소 Primary health carepost	소계 Subtotal	404,223	404,240	3,257,048	-	-
		입원 Inpatient	-	-	-	-	-
		외래 Outpatient	404,223	404,240	3,257,048	-	-
	한 방 병 원 Korean medicine hospital	소계 Subtotal	55,130	73,021	91,804	535	5,621
		입원 Inpatient	2,639	20,533	22,690	-	-
		외래 Outpatient	52,491	52,488	69,114	535	5,621
	한 의 원 Korean medicine clinic	소계 Subtotal	3,979,402	3,980,525	4,307,887	-	-
		입원 Inpatient	212	1,938	1,938	-	-
		외래 Outpatient	3,979,190	3,978,587	4,305,949	-	-
약 국 Pharmacy		소계 Subtotal	25,136,795	25,136,795	437,490,900	-	-
		처방 Prescription	25,068,290	25,068,290	437,307,071	-	-
		직접 Without prescription	68,505	68,505	183,829	-	-

주 : 1) 심사일 기준
2) 「의료법」 제 3 조제 2 항제 3 호 개정(2021.3.5. 시행)에 따라 요양기관 종별 구분으로 정신병원 신설

진료비 심사실적(경북)

of the Provider(Gyongbuk)

(단위 : 건, 일, 회, 원)
Unit : Claim, Day, Time, KRW

진료비 (천 원) Medical Expenses(KRW 1,000)		원 외 처방률 Prescription rate (%)	원외처방 횟수당 처방일수 Prescription days per prescription time	건 당 입내원일수 Visits per Claim	건 당 진료비 Medical Expenses perclaim	건 당 급여비 Benefit per claim	일 당 진료비 Medical Expenses per day	
계 Total	급여비 Benefit						입 내 원 Visit	요양급여 Reimbursed
4,033,618,786	2,972,044,925	-	-	1.09	59,905	44,139	54,855	7,881
3,029,668,504	2,254,404,104	-	17.31	1.15	71,799	53,426	62,603	40,747
1,288,100,447	1,015,224,315	-	12.88	9.54	1,761,418	1,388,273	184,543	136,437
1,741,568,057	1,239,179,790	61.65	17.31	1.00	42,001	29,885	42,052	26,829
-	-	-	-	-	-	-	-	-
-	-	-	-	-	-	-	-	-
-	-	-	-	-	-	-	-	-
1,013,652,185	744,669,838	-	42.86	1.30	218,144	160,257	167,535	87,237
680,601,978	543,108,770	-	21.95	5.27	2,049,845	1,635,742	388,994	191,342
333,050,207	201,561,068	58.44	42.88	1.00	77,190	46,715	77,440	41,308
253,171,702	185,169,643	-	19.34	1.25	109,092	79,790	87,033	60,755
146,401,035	114,740,464	-	10.21	8.62	1,893,590	1,484,084	219,585	129,485
106,770,667	70,429,179	65.30	19.35	1.00	47,593	31,394	47,619	35,163
371,605,872	285,998,812	-	23.05	9.21	845,506	650,726	91,797	78,950
361,399,497	277,853,553	-	14.25	15.98	1,500,349	1,153,508	93,880	92,534
10,206,375	8,145,259	33.08	23.07	1.00	51,384	41,007	51,407	12,738
51,564,761	39,715,761	-	28.06	4.34	358,432	276,068	82,504	19,585
44,407,391	34,490,421	-	25.36	21.00	1,846,231	1,433,934	87,903	81,901
7,157,371	5,225,339	27.36	28.07	1.00	59,740	43,614	59,740	3,424
956,687,481	720,178,598	-	14.09	1.00	36,040	27,130	35,867	26,943
51,868,203	42,518,944	-	5.52	3.41	962,340	788,878	282,373	187,093
904,819,278	677,659,654	77.58	14.09	1.00	34,155	25,580	34,157	25,683
14,217,113	9,111,670	-	3.63	0.99	73,060	46,824	73,867	73,861
-	-	-	-	-	-	-	-	-
14,217,113	9,111,670	20.72	3.63	0.99	73,060	46,824	73,867	73,861
225,520,480	159,904,978	-	3.40	0.99	76,878	54,510	77,679	77,576
-	-	-	-	-	-	-	-	-
225,520,480	159,904,978	22.27	3.40	0.99	76,878	54,510	77,679	77,576
77,798	77,151	-	-	3.00	3,536,252	3,506,884	1,178,751	1,178,751
77,798	77,151	-	-	3.00	3,536,252	3,506,884	1,178,751	1,178,751
-	-	-	-	-	-	-	-	-
5,282,043	3,877,941	-	32.28	1.02	39,802	29,221	39,107	3,935
204,330	161,651	-	11.78	10.63	834,001	659,802	78,468	56,135
5,077,713	3,716,290	39.37	32.29	1.00	38,333	28,055	38,333	3,793
950,031	838,607	-	60.78	1.00	5,610	4,952	5,610	5,425
-	-	-	-	-	-	-	-	-
950,031	838,607	72.62	60.78	1.00	5,610	4,952	5,610	5,425
7,021,121	5,140,590	-	53.27	1.00	30,376	22,240	30,376	2,037
-	-	-	-	-	-	-	-	-
7,021,121	5,140,590	18.97	53.27	1.00	30,376	22,240	30,376	2,037
6,573,021	5,384,086	-	-	1.00	16,261	13,320	16,260	2,018
-	-	-	-	-	-	-	-	-
6,573,021	5,384,086	-	-	1.00	16,261	13,320	16,260	2,018
4,890,834	3,310,293	-	10.51	1.32	88,715	60,045	66,978	53,275
2,934,129	2,122,737	-	-	7.78	1,111,834	804,372	142,898	129,314
1,956,704	1,187,557	1.02	10.51	1.00	37,277	22,624	37,279	28,311
118,454,061	91,026,136	-	-	1.00	29,767	22,874	29,758	27,497
206,085	150,622	-	-	9.14	972,100	710,479	106,339	106,339
118,247,976	90,875,514	-	-	1.00	29,717	22,838	29,721	27,462
1,003,950,283	717,640,821	-	-	1.00	39,939	28,549	39,939	2,295
1,003,455,932	717,340,032	-	-	1.00	40,029	28,615	40,029	2,295
494,351	300,788	-	-	1.00	7,216	4,391	7,216	2,689

Note : 1) According to the review result

2) Psychiatric hospital was newly added to provider type classification as per the amendment of the Medical Service Act (Article 3-2-3, March 5, 2021)

제IV-4-16표

Table IV-4-16

요양기관 소재지별

Review Records by Location

구 분 Division			청 구 건 수 Claims	일 수 Number of Days		원외처방횟수 Prescription times	원외처방일수 Prescription days
				입 내 원 Visit	요 양 급 여 Reimbursed		
총 계 Total			90,755,194	101,543,956	656,984,614	-	-
의료기관 및 보건기관 Medical institution and Community health agency	소 계 Subtotal	소계 Subtotal	57,995,553	68,784,315	104,519,757	33,501,183	562,262,630
		입원 Inpatient	1,294,814	12,155,492	17,848,271	15,468	183,730
		외래 Outpatient	56,700,739	56,628,823	86,671,486	33,485,715	562,078,900
	상 급 중 합 병 원 Tertiary hospital	소계 Subtotal	2,256,817	3,035,768	6,265,057	926,435	67,049,114
		입원 Inpatient	158,667	951,258	2,263,140	363	14,183
		외래 Outpatient	2,098,150	2,084,510	4,001,917	926,072	67,034,931
	종 합 병 원 General hospital	소계 Subtotal	4,697,714	6,295,947	11,740,026	2,383,973	88,754,855
		입원 Inpatient	297,890	1,902,314	3,907,158	4,856	67,040
		외래 Outpatient	4,399,824	4,393,633	7,832,868	2,379,117	88,687,815
	병 원 Hospital	소계 Subtotal	7,117,561	9,237,362	12,179,722	4,691,083	69,148,684
		입원 Inpatient	332,224	2,455,781	4,357,813	6,851	59,408
		외래 Outpatient	6,785,337	6,781,581	7,821,909	4,684,232	69,089,276
	요 양 병 원 Healthcare Institute	소계 Subtotal	591,678	5,796,335	6,318,133	98,043	2,216,245
		입원 Inpatient	347,711	5,552,381	5,750,418	210	2,608
		외래 Outpatient	243,967	243,954	567,715	97,833	2,213,637
	정 신 병 원 Psychiatric hospital	소계 Subtotal	165,361	898,598	4,085,888	6,092	162,199
		입원 Inpatient	34,082	767,325	844,026	74	686
		외래 Outpatient	131,279	131,273	3,241,862	6,018	161,513
	의 원 Clinic	소계 Subtotal	32,693,478	32,965,821	46,362,012	24,331,153	323,900,553
		입원 Inpatient	100,401	376,784	547,208	2,784	33,750
		외래 Outpatient	32,593,077	32,589,037	45,814,804	24,328,369	323,866,803
	치 과 병 원 Dental hospital	소계 Subtotal	473,553	476,312	491,793	94,136	519,179
		입원 Inpatient	2,274	8,588	24,037	-	-
		외래 Outpatient	471,279	467,724	467,756	94,136	519,179
	치 과 의 원 Dental clinic	소계 Subtotal	4,075,572	4,035,949	4,037,383	813,562	2,859,689
		입원 Inpatient	-	-	-	-	-
		외래 Outpatient	4,075,572	4,035,949	4,037,383	813,562	2,859,689
	조 산 원 Midwifery clinic	소계 Subtotal	25	52	53	-	-
		입원 Inpatient	25	52	53	-	-
		외래 Outpatient	-	-	-	-	-
	보 건 의 료 원 Hospitalized healthcenter	소계 Subtotal	45,232	45,232	45,945	37,309	1,305,946
		입원 Inpatient	-	-	-	-	-
		외래 Outpatient	45,232	45,232	45,945	37,309	1,305,946
	보 건 소 Health center	소계 Subtotal	143,628	143,628	170,931	75,493	4,241,918
		입원 Inpatient	-	-	-	-	-
		외래 Outpatient	143,628	143,628	170,931	75,493	4,241,918
	보 건 지 소 Health subcenter	소계 Subtotal	232,719	232,719	3,820,485	37,740	2,032,146
		입원 Inpatient	-	-	-	-	-
		외래 Outpatient	232,719	232,719	3,820,485	37,740	2,032,146
	보 건 진 료 소 Primary health carepost	소계 Subtotal	304,229	304,329	3,279,489	-	-
		입원 Inpatient	-	-	-	-	-
		외래 Outpatient	304,229	304,329	3,279,489	-	-
	한 방 병 원 Korean medicine hospital	소계 Subtotal	191,664	304,865	380,742	6,164	72,102
		입원 Inpatient	20,813	134,017	147,397	330	6,055
		외래 Outpatient	170,851	170,848	233,345	5,834	66,047
	한 의 원 Korean medicine clinic	소계 Subtotal	5,006,322	5,011,398	5,342,098	-	-
		입원 Inpatient	727	6,992	7,021	-	-
		외래 Outpatient	5,005,595	5,004,406	5,335,077	-	-
약 국 Pharmacy	소 계 Subtotal	소계 Subtotal	32,759,641	32,759,641	552,464,857	-	-
		처방 Prescription	32,685,398	32,685,398	552,248,831	-	-
		직접 Without prescription	74,243	74,243	216,026	-	-

주 : 1) 심사일 기준

2) 「의료법」 제 3 조제 2 항제 3 호 개정(2021.3.5. 시행)에 따라 요양기관 종별 구분으로 정신병원 신설

진료비 심사실적(경남)

of the Provider(Gyeongnam)

(단위 : 건, 일, 회, 원)
Unit : Claim, Day, Time, KRW

진료비 (천 원) Medical Expenses(KRW 1,000)		원외 처방률 Prescription rate (%)	원외처방 횟수당 처방일수 Prescription days per prescription time	건당 입내일일수 Visits per Claim	건당 진료비 Medical Expenses perclaim	건당 급여비 Benefit per claim	일당진료비 Medical Expenses per day	
계 Total	급여비 Benefit						입내원 Visit	요양급여 Reimbursed
6,501,809,037	4,851,327,736	-	-	1.12	71,641	53,455	64,030	9,896
5,188,884,846	3,904,212,230	-	16.78	1.19	89,470	67,319	75,437	49,645
2,550,668,925	2,040,702,077	-	11.88	9.39	1,969,911	1,576,058	209,837	142,908
2,638,215,921	1,863,510,153	59.13	16.79	1.00	46,529	32,866	46,588	30,439
934,947,026	743,422,280	-	72.37	1.35	414,277	329,412	307,977	149,232
629,713,522	535,732,188	-	39.07	6.00	3,968,774	3,376,456	661,980	278,248
305,233,504	207,690,092	44.43	72.39	0.99	145,477	98,987	146,429	76,272
1,015,482,927	741,723,338	-	37.23	1.34	216,165	157,890	161,292	86,498
665,026,500	525,506,706	-	13.81	6.39	2,232,457	1,764,096	349,588	170,207
350,456,428	216,216,632	54.15	37.28	1.00	79,652	49,142	79,765	44,742
818,691,654	606,290,630	-	14.74	1.30	115,024	85,182	88,628	67,218
520,937,633	408,482,716	-	8.67	7.39	1,568,031	1,229,540	212,127	119,541
297,754,022	197,807,914	69.07	14.75	1.00	43,882	29,152	43,906	38,067
547,737,898	421,868,705	-	22.60	9.80	925,736	713,004	94,497	86,693
535,983,924	412,675,745	-	12.42	15.97	1,541,464	1,186,835	96,532	93,208
11,753,974	9,192,960	40.10	22.63	1.00	48,179	37,681	48,181	20,704
82,391,142	64,066,205	-	26.62	5.43	498,250	387,432	91,689	20,165
73,279,237	57,454,092	-	9.27	22.51	2,150,086	1,685,761	95,500	86,821
9,111,905	6,612,113	4.58	26.84	1.00	69,409	50,367	69,412	2,811
1,269,325,483	950,637,091	-	13.31	1.01	38,825	29,077	38,504	27,379
103,228,523	83,600,299	-	12.12	3.75	1,028,162	832,664	273,973	188,646
1,166,096,960	867,036,792	74.65	13.31	1.00	35,777	26,602	35,782	25,452
37,642,446	24,592,548	-	5.52	1.01	79,489	51,932	79,029	76,541
3,767,768	2,898,831	-	-	3.78	1,656,890	1,274,772	438,725	156,749
33,874,678	21,693,718	20.13	5.52	0.99	71,878	46,032	72,425	72,420
292,381,118	207,413,158	-	3.52	0.99	71,740	50,892	72,444	72,418
-	-	-	-	-	-	-	-	-
292,381,118	207,413,158	20.16	3.52	0.99	71,740	50,892	72,444	72,418
30,780	30,417	-	-	2.08	1,231,194	1,216,668	591,920	580,752
30,780	30,417	-	-	2.08	1,231,194	1,216,668	591,920	580,752
-	-	-	-	-	-	-	-	-
958,813	726,622	-	35.00	1.00	21,198	16,064	21,198	20,869
-	-	-	-	-	-	-	-	-
958,813	726,622	82.48	35.00	1.00	21,198	16,064	21,198	20,869
797,827	677,299	-	56.19	1.00	5,555	4,716	5,555	4,668
-	-	-	-	-	-	-	-	-
797,827	677,299	52.56	56.19	1.00	5,555	4,716	5,555	4,668
7,607,902	5,467,960	-	53.85	1.00	32,691	23,496	32,691	1,991
-	-	-	-	-	-	-	-	-
7,607,902	5,467,960	16.22	53.85	1.00	32,691	23,496	32,691	1,991
6,237,187	4,794,852	-	-	1.00	20,502	15,761	20,495	1,902
-	-	-	-	-	-	-	-	-
6,237,187	4,794,852	-	-	1.00	20,502	15,761	20,495	1,902
23,927,763	17,472,141	-	11.70	1.59	124,842	91,160	78,486	62,845
17,898,632	13,724,677	-	18.35	6.44	859,974	659,428	133,555	121,431
6,029,131	3,747,464	3.41	11.32	1.00	35,289	21,934	35,289	25,838
150,724,879	115,028,984	-	-	1.00	30,107	22,977	30,076	28,215
802,406	596,407	-	-	9.62	1,103,722	820,367	114,761	114,287
149,922,474	114,432,577	-	-	1.00	29,951	22,861	29,958	28,101
1,312,924,192	947,115,506	-	-	1.00	40,077	28,911	40,077	2,376
1,312,456,304	946,830,813	-	-	1.00	40,154	28,968	40,154	2,377
467,887	284,693	-	-	1.00	6,302	3,835	6,302	2,166

Note : 1) According to the review result

2) Psychiatric hospital was newly added to provider type classification as per the amendment of the Medical Service Act (Article 3-2-3, March 5, 2021)

제Ⅳ-4-17표
Table IV-4-17

요양기관 소재지별
Review Records by Location

구 분 Division			청 구 건 수 Claims	일 수 Number of Days		원외처방횟수 Prescription times	원외처방일수 Prescription days
				입 내 원 Visit	요 양 급 여 Reimbursed		
총 계 Total			20,184,916	21,151,539	139,086,739	-	-
의료기관 및 보건기관 Medical institution and Community health agency	소 계 Subtotal	소계 Subtotal	13,080,478	14,047,101	19,514,748	7,263,759	121,027,946
		입원 Inpatient	163,438	1,140,190	1,840,937	2,610	23,343
		외래 Outpatient	12,917,040	12,906,911	17,673,811	7,261,149	121,004,603
	상 급 중 합 병 원 Tertiary hospital	소계 Subtotal	-	-	-	-	-
		입원 Inpatient	-	-	-	-	-
		외래 Outpatient	-	-	-	-	-
	종 합 병 원 General hospital	소계 Subtotal	1,624,876	2,131,173	3,640,322	782,771	40,438,713
		입원 Inpatient	112,154	619,512	1,228,489	2,252	21,546
		외래 Outpatient	1,512,722	1,511,661	2,411,833	780,519	40,417,167
	병 원 Hospital	소계 Subtotal	200,210	319,023	520,742	90,022	2,371,441
		입원 Inpatient	11,458	130,516	196,832	58	627
		외래 Outpatient	188,752	188,507	323,910	89,964	2,370,814
	요 양 병 원 Healthcare Institute	소계 Subtotal	32,334	325,350	329,927	5,502	187,842
		입원 Inpatient	19,098	312,114	315,261	-	-
		외래 Outpatient	13,236	13,236	14,666	5,502	187,842
	정 신 병 원 Psychiatric hospital	소계 Subtotal	29,734	55,784	476,288	4,796	120,203
		입원 Inpatient	2,862	28,912	34,540	1	30
		외래 Outpatient	26,872	26,872	441,748	4,795	120,173
	의 원 Clinic	소계 Subtotal	8,701,933	8,721,309	11,399,058	6,180,725	76,414,509
		입원 Inpatient	15,750	38,243	54,621	298	1,137
		외래 Outpatient	8,686,183	8,683,066	11,344,437	6,180,427	76,413,372
	치 과 병 원 Dental hospital	소계 Subtotal	7,867	7,820	7,820	1,758	5,869
		입원 Inpatient	-	-	-	-	-
		외래 Outpatient	7,867	7,820	7,820	1,758	5,869
	치 과 의 원 Dental clinic	소계 Subtotal	960,368	954,806	955,604	184,142	640,844
		입원 Inpatient	-	-	-	-	-
		외래 Outpatient	960,368	954,806	955,604	184,142	640,844
	조 산 원 Midwifery clinic	소계 Subtotal	25	75	75	-	-
		입원 Inpatient	25	75	75	-	-
		외래 Outpatient	-	-	-	-	-
	보 건 의 료 원 Hospitalized healthcenter	소계 Subtotal	-	-	-	-	-
		입원 Inpatient	-	-	-	-	-
		외래 Outpatient	-	-	-	-	-
	보 건 소 Health center	소계 Subtotal	32,754	32,754	39,898	10,776	675,790
		입원 Inpatient	-	-	-	-	-
		외래 Outpatient	32,754	32,754	39,898	10,776	675,790
	보 건 지 소 Health subcenter	소계 Subtotal	29,665	29,665	205,019	3,211	172,385
		입원 Inpatient	-	-	-	-	-
		외래 Outpatient	29,665	29,665	205,019	3,211	172,385
	보 건 진 료 소 Primary health carepost	소계 Subtotal	49,140	49,140	401,412	-	-
		입원 Inpatient	-	-	-	-	-
		외래 Outpatient	49,140	49,140	401,412	-	-
	한 방 병 원 Korean medicine hospital	소계 Subtotal	7,122	14,578	14,890	56	350
		입원 Inpatient	1,953	9,409	9,709	1	3
		외래 Outpatient	5,169	5,169	5,181	55	347
	한 의 원 Korean medicine clinic	소계 Subtotal	1,404,450	1,405,624	1,523,693	-	-
		입원 Inpatient	138	1,409	1,410	-	-
		외래 Outpatient	1,404,312	1,404,215	1,522,283	-	-
약 국 Pharmacy	소 계 Subtotal	소계 Subtotal	7,104,438	7,104,438	119,571,991	-	-
		처방 Prescription	7,101,767	7,101,767	119,564,340	-	-
		직접 Without prescription	2,671	2,671	7,651	-	-

주 : 1) 심사일 기준
2) 「의료법」 제 3 조제 2 항제 3 호 개정(2021.3.5. 시행)에 따라 요양기관 종별 구분으로 정신병원 신설

진료비 심사실적(제주)

of the Provider(Jeju)

(단위 : 건, 일, 회, 원)
Unit : Claim, Day, Time, KRW

진료비 (천 원) Medical Expenses(KRW 1,000)		원 외 처방률 Prescription rate (%)	원외처방 횟수당 처방일수 Prescription days per prescription time	건 당 입내원일수 Visits per Claim	건 당 진료비 Medical Expenses perclaim	건 당 급여비 Benefit per claim	일 당 진료비 Medical Expenses per day	
계 Total	급여비 Benefit						입 내 원 Visit	요양급여 Reimbursed
1,145,534,905	855,561,213	-	-	1.05	56,752	42,386	54,158	8,236
880,413,980	664,399,463	-	16.66	1.07	67,307	50,793	62,676	45,115
308,965,666	250,956,451	-	8.94	6.98	1,890,415	1,535,484	270,977	167,831
571,448,314	413,443,012	56.26	16.66	1.00	44,240	32,008	44,275	32,333
-	-	-	-	-	-	-	-	-
-	-	-	-	-	-	-	-	-
-	-	-	-	-	-	-	-	-
367,567,951	280,321,994	-	51.66	1.31	226,213	172,519	172,472	100,971
229,720,785	188,004,001	-	9.57	5.52	2,048,262	1,676,302	370,809	186,995
137,847,166	92,317,993	51.63	51.78	1.00	91,125	61,028	91,189	57,155
31,902,237	24,214,598	-	26.34	1.59	159,344	120,946	100,000	61,263
24,513,410	19,162,681	-	10.81	11.39	2,139,414	1,672,428	187,819	124,540
7,388,827	5,051,917	47.72	26.35	1.00	39,146	26,765	39,197	22,811
32,374,959	25,055,279	-	34.14	10.06	1,001,267	774,890	99,508	98,128
31,513,445	24,433,479	-	-	16.34	1,650,091	1,279,374	100,968	99,960
861,513	621,800	41.57	34.14	1.00	65,089	46,978	65,089	58,742
4,698,641	3,518,199	-	25.06	1.88	158,023	118,322	84,229	9,865
3,207,606	2,461,825	-	30.00	10.10	1,120,757	860,176	110,944	92,866
1,491,035	1,056,375	17.84	25.06	1.00	55,487	39,311	55,487	3,375
336,228,287	252,380,627	-	12.36	1.00	38,638	29,003	38,553	29,496
18,794,967	15,884,399	-	3.82	2.43	1,193,331	1,008,533	491,462	344,098
317,433,319	236,496,228	71.18	12.36	1.00	36,545	27,227	36,558	27,981
544,495	344,357	-	3.34	0.99	69,213	43,772	69,629	69,629
-	-	-	-	-	-	-	-	-
544,495	344,357	-	3.34	0.99	69,213	43,772	69,629	69,629
62,360,966	44,285,988	-	3.48	0.99	64,934	46,114	65,313	65,258
-	-	-	-	-	-	-	-	-
62,360,966	44,285,988	19.29	3.48	0.99	64,934	46,114	65,313	65,258
29,719	29,070	-	-	3.00	1,188,772	1,162,790	396,257	396,257
29,719	29,070	-	-	3.00	1,188,772	1,162,790	396,257	396,257
-	-	-	-	-	-	-	-	-
-	-	-	-	-	-	-	-	-
-	-	-	-	-	-	-	-	-
-	-	-	-	-	-	-	-	-
-	-	-	-	-	-	-	-	-
179,696	147,806	-	62.71	1.00	5,486	4,513	5,486	4,504
-	-	-	-	-	-	-	-	-
179,696	147,806	32.90	62.71	1.00	5,486	4,513	5,486	4,504
471,005	348,801	-	53.69	1.00	15,877	11,758	15,877	2,297
-	-	-	-	-	-	-	-	-
471,005	348,801	10.82	53.69	1.00	15,877	11,758	15,877	2,297
802,556	638,646	-	-	1.00	16,332	12,996	16,332	1,999
-	-	-	-	-	-	-	-	-
802,556	638,646	-	-	1.00	16,332	12,996	16,332	1,999
1,266,596	1,011,505	-	6.25	2.05	177,843	142,025	86,884	85,064
1,033,805	871,700	-	3.00	4.82	529,342	446,339	109,874	106,479
232,790	139,805	-	6.31	1.00	45,036	27,047	45,036	44,932
41,986,871	32,102,593	-	-	1.00	29,896	22,858	29,871	27,556
151,927	109,296	-	-	10.21	1,100,921	792,000	107,826	107,750
41,834,944	31,993,297	-	-	1.00	29,790	22,782	29,792	27,482
265,120,926	191,161,750	-	-	1.00	37,318	26,907	37,318	2,217
265,105,022	191,152,072	-	-	1.00	37,329	26,916	37,329	2,217
15,903	9,678	-	-	1.00	5,954	3,623	5,954	2,079

Note : 1) According to the review result

2) Psychiatric hospital was newly added to provider type classification as per the amendment of the Medical Service Act (Article 3-2-3, March 5, 2021)

제IV-5표
Table IV-5

의원급 표시과목별
Review Records by

구 분	청 구 건 수 Claims	일 수 Number of Days		원외처방횟수 Prescription times	원외처방일수 Prescription days	진 료 비 Medical Expenses
		입 내 원 Visit	요 양 급 여 Reimbursed			계 Total
계	589,671,078	593,388,232	857,279,343	434,878,289	5,961,536,976	24,649,574,494
내 과	113,871,976	113,873,240	120,831,746	95,741,747	2,540,193,857	4,625,072,816
신 경 과	3,768,971	3,781,460	4,966,439	3,011,179	77,918,002	204,438,017
정 신 건 강 의 학 과	16,910,585	17,082,642	229,138,844	3,892,926	84,867,926	1,146,496,463
외 과	11,476,175	11,730,306	12,148,951	6,679,222	112,743,582	812,766,533
정 형 외 과	61,781,956	63,056,687	63,999,261	30,490,201	296,239,009	2,845,765,852
신 경 외 과	10,327,151	10,480,677	10,596,342	5,499,979	68,764,889	553,066,403
심 장 혈 관 흉 부 외 과	418,917	430,490	520,368	263,999	5,834,834	35,391,929
성 형 외 과	693,661	715,195	760,216	172,071	1,342,466	52,586,056
마 취 통 증 의 학 과	15,626,373	15,650,423	15,710,689	6,719,212	68,654,950	1,115,344,979
산 부 인 과	13,329,616	13,858,527	14,238,438	7,561,089	99,207,131	1,235,562,270
소 아 청 소 년 과	56,914,456	57,111,801	58,081,272	53,253,341	253,337,140	1,098,102,655
안 과	34,373,124	34,368,172	35,046,102	27,002,810	142,590,107	2,335,145,248
이 비 인 후 과	76,289,913	76,357,363	78,021,294	69,242,381	337,726,398	2,185,347,092
피 부 과	20,512,220	20,510,147	20,632,405	15,246,787	105,353,495	591,640,066
비 뇨 의 학 과	12,417,544	12,418,420	12,572,507	10,504,378	204,223,954	705,083,073
영 상 의 학 과	1,096,185	1,096,039	1,103,630	241,654	7,647,686	163,765,460
병 리 과	39	39	39	15	565	2,362
진 단 검 사 의 학 과	24,806	24,803	24,805	14,061	246,854	626,566
결 핵 과	11,115	11,115	11,115	10,415	188,701	187,199
재 활 의 학 과	8,233,440	8,343,971	8,455,616	3,083,562	32,058,692	454,813,598
핵 의 학 과	2,319	2,321	2,326	1,123	91,538	322,473
가 정 의 학 과	14,894,804	14,890,047	15,027,810	12,490,560	209,065,453	328,486,908
응 급 의 학 과	-	-	-	-	-	-
직 업 환 경 의 학 과	11,137	11,137	11,137	7,999	375,478	252,387
예 방 의 학 과	373	368	373	184	3,703	24,765
일 반 의	116,684,222	117,582,842	155,377,618	83,747,394	1,312,860,566	4,159,283,322

주 : 심사일 기준

진료비 심사실적(계)

Department of Clinics(Total)

(단위 : 건, 일, 회, 원)
Unit : Claim, Day, Time, KRW

(천 원) (KRW 1,000) 급 여 비 Benefit	원 외 처방률 Prescription rate (%)	원외처방 횟 수 당 처방일수 Prescription days per prescription time	건 당 입내원일수 Visits per Claim	건 당 진 료 비 Medical Expenses perclaim	건 당 급 여 비 Benefit per claim	일 당 진 료 비 Medical Expenses per day		Division
						입 내 원 Visit	요 양 급 여 Reimbursed	
18,480,408,793	73.29	13.71	1.01	41,802	31,340	41,540	28,753	Total
3,558,004,209	84.08	26.53	1.00	40,616	31,246	40,616	38,277	Internal medicine
149,246,815	79.63	25.88	1.00	54,242	39,599	54,063	41,164	Neurology
895,007,131	22.79	21.80	1.01	67,798	52,926	67,115	5,004	Psychiatry
606,593,585	56.94	16.88	1.02	70,822	52,857	69,288	66,900	General surgery
2,042,070,423	48.35	9.72	1.02	46,061	33,053	45,130	44,466	Orthopedic surgery
397,744,778	52.48	12.50	1.01	53,555	38,514	52,770	52,194	Neurosurgery
28,940,989	61.33	22.10	1.03	84,484	69,085	82,213	68,013	Thoracic & Cardiovascular surgery
38,428,182	24.06	7.80	1.03	75,809	55,399	73,527	69,173	Plastic surgery
791,815,035	42.93	10.22	1.00	71,376	50,672	71,266	70,993	Anesthesiology & Pain medicine
933,400,736	54.56	13.12	1.04	92,693	70,025	89,155	86,777	Obstetrics & Gynecology
862,644,534	93.24	4.76	1.00	19,294	15,157	19,227	18,906	Pediatrics
1,740,125,307	78.57	5.28	1.00	67,935	50,625	67,945	66,631	Ophthalmology
1,636,845,614	90.68	4.88	1.00	28,645	21,456	28,620	28,010	Otorhinolaryngology
426,889,519	74.34	6.91	1.00	28,843	20,811	28,846	28,675	Dermatology
508,719,252	84.59	19.44	1.00	56,781	40,968	56,777	56,081	Urological section
116,872,772	22.05	31.65	1.00	149,396	106,618	149,416	148,388	Radiology
1,768	38.46	37.67	1.00	60,554	45,341	60,554	60,564	Pathology
504,160	56.69	17.56	1.00	25,259	20,324	25,262	25,260	Laboratory medicine
149,107	93.70	18.12	1.00	16,842	13,415	16,842	16,842	Tuberculosis
332,393,882	36.96	10.40	1.01	55,240	40,371	54,508	53,788	Rahabilitation
284,840	48.38	81.51	1.00	139,057	122,829	138,937	138,638	Nuclear medicine
254,812,611	83.89	16.74	1.00	22,054	17,107	22,061	21,859	Family medicine
-	-	-	-	-	-	-	-	Emergency medicine
186,200	71.82	46.94	1.00	22,662	16,719	22,662	22,662	occupational & environmental medicine
18,622	50.00	20.13	0.99	66,394	49,924	67,296	66,394	preventive medicine
3,158,708,724	71.22	15.68	1.01	35,646	27,071	35,373	26,769	General practitioner

Note : According to the review result

제Ⅳ-5-1표
Table IV-5-1

의원급 표시과목별
Review Records by

구 분	청 구 건 수 Claims	일 수 Number of Days		원외처방횟수 Prescription times	원외처방일수 Prescription days	진 료 비 Medical Expenses
		입 내 원 Visit	요 양 급 여 Reimbursed			계 Total
계	1,622,011	5,554,309	8,340,211	112,767	892,461	1,664,085,683
내 과	22,580	86,046	160,875	4,738	67,559	26,649,272
신 경 과	7,382	22,572	28,629	510	8,044	5,745,633
정 신 건 강 의 학 과	26,991	199,239	252,969	96	2,347	16,889,355
외 과	247,636	506,542	892,583	18,586	111,954	237,955,213
정 형 외 과	166,273	1,452,839	2,229,177	10,344	123,386	210,948,068
신 경 외 과	21,478	176,720	272,326	1,397	17,895	17,960,194
심 장 혈 관 흉 부 외 과	14,788	26,363	116,152	5,339	38,476	6,214,906
성 형 외 과	22,451	43,986	87,391	7,227	59,494	19,929,961
마 취 통 증 의 학 과	14,938	63,538	113,805	3,975	31,765	8,827,881
산 부 인 과	161,971	706,566	981,949	4,037	34,178	218,148,506
소 아 청 소 년 과	59,409	267,262	460,335	6,594	29,087	39,744,342
안 과	466,945	472,876	588,129	11,164	39,794	541,590,710
이 비 인 후 과	100,360	185,221	265,219	13,949	57,830	88,120,080
피 부 과	421	421	421	337	2,327	274,337
비 뇨 의 학 과	15,154	19,780	62,189	6,288	75,150	21,887,858
영 상 의 학 과	1,781	2,758	6,164	634	4,604	2,109,276
병 리 과	-	-	-	-	-	-
진 단 검 사 의 학 과	-	-	-	-	-	-
결 핵 과	-	-	-	-	-	-
재 활 의 학 과	41,933	153,310	173,716	1,102	18,671	18,276,501
핵 의 학 과	23	25	30	-	-	2,510
가 정 의 학 과	27	85	85	21	389	8,748
직 업 환 경 의 학 과	-	-	-	-	-	-
예 방 의 학 과	-	-	-	-	-	-
일 반 의	229,470	1,168,160	1,648,067	16,429	169,511	182,802,333

주 : 십사일 기준

진료비 심사실적(입원)

Department of Clinics(Inpatient)

(단위 : 건, 일, 회, 원)
Unit : Claim, Day, Time, KRW

(천 원) (KRW 1,000)	원 외 처방률 Prescription rate (%)	원외처방 횟 수 당 처방일수 Prescription days per prescription time	건 입내원일수 Visits per Claim	건 당 진 료 비 Medical Expenses perclaim	건 급 여 비 Benefit per claim	일 당 진 료 비 Medical Expenses per day		Division
						입 내 원 Visit	요 양 급 여 Reimbursed	
1,341,338,220	2.03	7.91	3.42	1,025,940	826,960	299,603	199,526	Total
21,787,485	5.51	14.26	3.81	1,180,216	964,902	309,710	165,652	Internal medicine
4,552,206	2.26	15.77	3.06	778,330	616,663	254,547	200,693	Neurology
13,813,213	0.05	24.45	7.38	625,740	511,771	84,769	66,765	Psychiatry
185,841,640	3.67	6.02	2.05	960,907	750,463	469,764	266,592	General surgery
158,333,279	0.71	11.93	8.74	1,268,685	952,249	145,197	94,630	Orthopedic surgery
13,476,121	0.79	12.81	8.23	836,214	627,438	101,631	65,951	Neurosurgery
4,871,265	20.25	7.21	1.78	420,267	329,407	235,744	53,507	Thoracic & Cardiovascular surgery
15,268,536	16.43	8.23	1.96	887,709	680,083	453,098	228,055	Plastic surgery
6,839,637	6.26	7.99	4.25	590,968	457,868	138,939	77,570	Anesthesiology & Pain medicine
193,581,765	0.57	8.47	4.36	1,346,837	1,195,163	308,745	222,159	Obstetrics & Gynecology
36,174,587	2.47	4.41	4.50	668,995	608,908	148,709	86,338	Pediatrics
433,902,509	2.36	3.56	1.01	1,159,860	929,237	1,145,312	920,871	Ophthalmology
68,248,666	7.53	4.15	1.85	878,040	680,039	475,756	332,254	Otorhinolaryngology
223,447	80.05	6.91	1.00	651,633	530,753	651,633	651,632	Dermatology
17,221,874	31.79	11.95	1.31	1,444,362	1,136,457	1,106,565	351,957	Urological section
1,478,473	22.99	7.26	1.55	1,184,321	830,137	764,785	342,193	Radiology
-	-	-	-	-	-	-	-	Pathology
-	-	-	-	-	-	-	-	Laboratory medicine
-	-	-	-	-	-	-	-	Tuberculosis
15,506,109	0.72	16.94	3.66	435,850	369,783	119,213	105,209	Rahabilitation
2,328	-	-	1.09	109,130	101,210	100,400	83,667	Nuclear medicine
7,695	24.71	18.52	3.15	323,985	284,989	102,913	102,918	Family medicine
-	-	-	-	-	-	-	-	occupational & environmental medicine
-	-	-	-	-	-	-	-	preventive medicine
150,207,385	1.41	10.32	5.09	796,628	654,584	156,487	110,919	General practitioner

Note : According to the review result

제IV-5-2표
Table IV-5-2

의원급 표시과목별
Review Records by

구 분	청 구 건 수 Claims	일 수 Number of Days		원외처방횟수 Prescription times	원외처방일수 Prescription days	진 료 비 Medical Expenses
		입 내 원 Visit	요 양 급 여 Reimbursed			계 Total
계	588,049,067	587,833,923	848,939,132	434,765,522	5,960,644,515	22,985,488,811
내 과	113,849,396	113,787,194	120,670,871	95,737,009	2,540,126,298	4,598,423,544
신 경 과	3,761,589	3,758,888	4,937,810	3,010,669	77,909,958	198,692,385
정 신 건 강 의 학 과	16,883,594	16,883,403	228,885,875	3,892,830	84,865,579	1,129,607,108
외 과	11,228,539	11,223,764	11,256,368	6,660,636	112,631,628	574,811,321
정 형 외 과	61,615,683	61,603,848	61,770,084	30,479,857	296,115,623	2,634,817,784
신 경 외 과	10,305,673	10,303,957	10,324,016	5,498,582	68,746,994	535,106,209
심 장 혈 관 흉 부 외 과	404,129	404,127	404,216	258,660	5,796,358	29,177,023
성 형 외 과	671,210	671,209	672,825	164,844	1,282,972	32,656,095
마 취 통 증 의 학 과	15,611,435	15,586,885	15,596,884	6,715,237	68,623,185	1,106,517,098
산 부 인 과	13,167,645	13,151,961	13,256,489	7,557,052	99,172,953	1,017,413,764
소 아 청 소 년 과	56,855,047	56,844,539	57,620,937	53,246,747	253,308,053	1,058,358,313
안 과	33,906,179	33,895,296	34,457,973	26,991,646	142,550,313	1,793,554,538
이 비 인 후 과	76,189,553	76,172,142	77,756,075	69,228,432	337,668,568	2,097,227,011
피 부 과	20,511,799	20,509,726	20,631,984	15,246,450	105,351,168	591,365,729
비 뇨 의 학 과	12,402,390	12,398,640	12,510,318	10,498,090	204,148,804	683,195,216
영 상 의 학 과	1,094,404	1,093,281	1,097,466	241,020	7,643,082	161,656,185
병 리 과	39	39	39	15	565	2,362
진 단 검 사 의 학 과	24,806	24,803	24,805	14,061	246,854	626,566
결 핵 과	11,115	11,115	11,115	10,415	188,701	187,199
재 활 의 학 과	8,191,507	8,190,661	8,281,900	3,082,460	32,040,021	436,537,096
핵 의 학 과	2,296	2,296	2,296	1,123	91,538	319,963
가 정 의 학 과	14,894,777	14,889,962	15,027,725	12,490,539	209,065,064	328,478,161
응 급 의 학 과	-	-	-	-	-	-
직 업 환 경 의 학 과	11,137	11,137	11,137	7,999	375,478	252,387
예 방 의 학 과	373	368	373	184	3,703	24,765
일 반 의	116,454,752	116,414,682	153,729,551	83,730,965	1,312,691,055	3,976,480,989

주 : 심사일 기준

진료비 심사실적(외래)

Department of Clinics(Outpatient)

(단위 : 건, 일, 회, 원)
Unit : Claim, Day, Time, KRW

(천 원) (KRW 1,000) 급 여 비 Benefit	원 외 처방률 Prescription rate (%)	원외처방 횟 수 당 처방일수 Prescription days per prescription time	건 당 입내원일수 Visits per Claim	건 당 진 료 비 Medical Expenses perclaim	건 당 급 여 비 Benefit per claim	일 당 진 료 비 Medical Expenses per day		Division
						입 내 원 Visit	요 양 급 여 Reimbursed	
17,139,070,574	73.96	13.71	1.00	39,088	29,146	39,102	27,076	Total
3,536,216,724	84.14	26.53	1.00	40,390	31,060	40,412	38,107	Internal medicine
144,694,610	80.09	25.88	1.00	52,821	38,466	52,859	40,239	Neurology
881,193,917	23.06	21.80	1.00	66,906	52,192	66,906	4,935	Psychiatry
420,751,945	59.34	16.91	1.00	51,192	37,472	51,214	51,065	General surgery
1,883,737,144	49.48	9.72	1.00	42,762	30,572	42,770	42,655	Orthopedic surgery
384,268,657	53.36	12.50	1.00	51,923	37,287	51,932	51,831	Neurosurgery
24,069,724	64.00	22.41	1.00	72,197	59,560	72,198	72,182	Thoracic & Cardiovascular surgery
23,159,645	24.56	7.78	1.00	48,653	34,504	48,653	48,536	Plastic surgery
784,975,398	43.08	10.22	1.00	70,879	50,282	70,990	70,945	Anesthesiology & Pain medicine
739,818,971	57.46	13.12	1.00	77,266	56,185	77,358	76,748	Obstetrics & Gynecology
826,469,947	93.67	4.76	1.00	18,615	14,536	18,618	18,368	Pediatrics
1,306,222,798	79.63	5.28	1.00	52,898	38,525	52,915	52,050	Ophthalmology
1,568,596,948	90.88	4.88	1.00	27,526	20,588	27,533	26,972	Otorhinolaryngology
426,666,072	74.34	6.91	1.00	28,831	20,801	28,833	28,663	Dermatology
491,497,378	84.67	19.45	1.00	55,086	39,629	55,102	54,611	Urological section
115,394,299	22.05	31.71	1.00	147,712	105,440	147,863	147,299	Radiology
1,768	38.46	37.67	1.00	60,554	45,341	60,554	60,564	Pathology
504,160	56.69	17.56	1.00	25,259	20,324	25,262	25,260	Laboratory medicine
149,107	93.70	18.12	1.00	16,842	13,415	16,842	16,842	Tuberculosis
316,887,772	37.63	10.39	1.00	53,291	38,685	53,297	52,710	Rahabilitation
282,512	48.91	81.51	1.00	139,357	123,045	139,357	139,357	Nuclear medicine
254,804,916	83.89	16.74	1.00	22,053	17,107	22,060	21,858	Family medicine
-	-	-	-	-	-	-	-	Emergency medicine
186,200	71.82	46.94	1.00	22,662	16,719	22,662	22,662	occupational & environmental medicine
18,622	50.00	20.13	0.99	66,394	49,924	67,296	66,394	preventive medicine
3,008,501,339	71.92	15.68	1.00	34,146	25,834	34,158	25,867	General practitioner

Note : According to the review result

제IV-6-1표

Table IV-6-1

내원일당 진료비

Review Records

구 분 Division	계 Total						
	청 구 건 수 Claims	입내원일수 Visits	요양급여일수 Reimbursed days	원외처방횟수 Prescription times	원외처방일수 Prescription days	진 료 비 Medical Expenses	금 여 비 Benefit
계 Total	18,107,482	139,137,223	224,282,227	374,949	4,978,830	40,083,188,373	32,568,000,899
0 ~ 20,000 원 KRW	347,819	4,004,666	4,895,281	2,443	26,350	21,801,046	18,219,697
20,001 ~ 40,000	121,277	546,914	792,310	1,616	18,444	15,966,508	12,649,184
40,001 ~ 60,000	231,569	1,773,409	2,095,533	5,060	55,241	94,900,003	75,828,655
60,001 ~ 80,000	1,113,264	12,316,740	13,247,114	10,664	139,286	886,673,793	676,235,167
80,001 ~ 100,000	1,732,695	36,980,761	38,358,630	17,766	196,969	3,241,487,894	2,485,784,307
100,001 ~ 120,000	650,336	9,157,276	10,777,004	15,659	160,258	999,446,611	779,230,180
120,001 ~ 140,000	587,553	6,608,881	8,500,084	15,289	140,236	855,010,703	671,055,108
140,001 ~ 160,000	568,652	5,026,868	7,241,499	17,420	148,201	753,665,125	603,804,225
160,001 ~ 180,000	535,714	4,372,568	6,758,352	18,518	152,618	742,180,280	591,298,008
180,001 ~ 200,000	469,729	3,789,500	6,244,232	15,969	149,896	718,895,270	569,399,082
200,001 ~ 220,000	408,839	3,241,817	5,664,055	14,025	142,314	680,138,776	536,805,386
220,001 ~ 240,000	382,067	2,955,665	5,340,213	13,356	130,049	679,483,477	535,391,240
240,001 ~ 260,000	356,467	2,753,607	5,110,206	11,481	131,146	688,191,052	541,606,528
260,001 ~ 280,000	343,581	2,676,999	5,022,813	9,873	127,610	722,733,518	568,763,428
280,001 ~ 300,000	336,600	2,648,663	4,995,320	9,164	121,631	768,017,204	604,607,862
300,001 ~ 320,000	336,721	2,550,087	4,881,490	8,207	114,129	790,125,963	623,144,363
320,001 ~ 340,000	359,772	2,421,240	4,686,116	7,924	103,663	798,469,311	630,187,099
340,001 ~ 360,000	320,717	2,257,537	4,490,180	7,605	107,097	789,907,350	625,043,748
360,001 ~ 380,000	305,944	2,112,957	4,278,009	6,901	99,950	781,577,964	621,608,379
380,001 ~ 400,000	301,217	2,004,663	4,125,400	6,699	97,398	781,648,548	623,063,558
400,001 ~ 420,000	282,970	1,828,234	3,870,693	5,809	89,473	749,273,052	597,644,913
420,001 ~ 440,000	265,362	1,659,194	3,614,772	5,680	86,448	713,243,672	568,361,202
440,001 ~ 460,000	249,942	1,536,532	3,409,239	5,090	84,248	691,265,015	553,404,864
460,001 ~ 480,000	240,829	1,471,325	3,255,302	4,762	73,537	691,338,290	555,518,718
480,001 ~ 500,000	227,425	1,349,280	3,075,524	4,788	73,899	660,931,080	530,821,179
500,001 ~ 520,000	211,709	1,222,648	2,838,582	4,491	72,308	623,361,587	501,096,156
520,001 ~ 540,000	196,396	1,109,625	2,622,007	4,854	75,394	587,900,707	472,969,055
540,001 ~ 560,000	186,935	1,030,703	2,448,575	4,174	68,867	566,719,711	456,936,291
560,001 ~ 580,000	178,727	966,499	2,315,893	3,622	56,862	550,791,082	444,594,815
580,001 ~ 600,000	162,367	883,866	2,152,193	3,375	56,279	521,353,561	421,201,875
600,001 ~ 620,000	161,570	836,730	2,027,816	3,238	56,374	510,299,785	412,969,576
620,001 ~ 640,000	144,969	766,277	1,888,170	2,818	55,008	482,631,794	391,381,413
640,001 ~ 660,000	160,103	735,556	1,812,862	3,017	48,856	478,126,741	388,402,136
660,001 ~ 680,000	127,237	666,819	1,680,232	3,250	45,270	446,732,450	363,730,996
680,001 ~ 700,000	132,360	635,251	1,595,887	3,223	51,307	438,313,078	357,673,216
700,001 ~ 720,000	121,451	589,764	1,506,875	2,961	40,943	418,595,384	341,677,498
720,001 ~ 740,000	104,494	541,217	1,382,641	2,211	42,685	395,048,213	323,313,626
740,001 ~ 760,000	97,411	509,827	1,304,678	2,007	35,695	382,305,471	313,308,719
760,001 ~ 780,000	102,446	495,139	1,253,225	2,006	35,248	381,310,313	313,060,070
780,001 ~ 800,000	104,185	473,738	1,206,613	2,241	35,222	374,340,348	307,486,470
800,001 ~ 820,000	85,527	431,221	1,114,892	2,356	36,179	349,309,229	287,508,653
820,001 ~ 840,000	77,334	408,515	1,060,664	2,098	35,833	339,021,341	279,389,770
840,001 ~ 860,000	73,046	387,693	1,005,443	1,675	34,902	329,502,731	272,251,518
860,001 ~ 880,000	71,441	369,660	966,963	1,814	34,187	321,557,839	265,625,472
880,001 ~ 900,000	66,499	350,221	913,152	1,635	29,159	311,660,129	257,932,122
900,001 ~ 920,000	65,784	331,531	871,627	1,694	29,481	301,663,587	249,658,873
920,001 ~ 940,000	60,907	316,539	834,713	1,620	28,789	294,362,119	243,553,069
940,001 ~ 960,000	56,647	293,758	781,547	1,652	33,357	279,037,459	230,937,629
960,001 ~ 980,000	122,633	343,317	815,326	2,496	33,014	333,446,480	273,946,886
980,001 ~ 1,000,000	55,181	265,386	708,533	1,469	25,514	262,715,256	217,175,994
1,000,001 이상 and over	1,705,339	6,130,340	17,763,814	53,263	851,800	10,077,013,216	8,643,263,806
기타 other	2,397,723	-	4,679,933	13,921	260,206	409,697,257	337,479,114

주 : 1) 심사일 기준 2) 기타 : 내원일수가 '0'인 건

크기별 심사실적(입원)

per Visit(Inpatient)

(단위 : 건, 일, 회, 천원)
Unit : Claim, Day, Time, KRW 1,000

상급종합병원 Tertiary hospital						
청 구 건 수 Claims	입내원일수 Visits	요양급여일수 Reimbursed days	원외처방횟수 Prescription times	원외처방일수 Prescription days	진 료 비 Medical Expenses	급 여 비 Benefit
3,628,528	18,236,886	47,649,063	58,907	1,591,556	13,801,065,734	11,672,737,327
81,333	1,106,580	1,371,989	24	665	6,350,242	5,534,617
19,119	75,959	131,956	25	506	2,042,300	1,751,252
5,534	26,259	48,021	90	399	1,311,901	1,117,629
160,712	188,402	258,853	172	1,495	12,415,990	10,441,626
16,412	44,888	89,787	451	3,954	4,027,195	3,503,074
18,435	42,702	107,558	543	7,911	4,708,930	4,097,523
23,403	53,910	151,523	413	9,017	7,028,434	6,095,281
34,309	83,925	221,254	717	15,726	12,631,475	11,192,398
39,529	104,376	285,645	782	15,956	17,784,282	15,597,116
42,834	128,457	363,870	867	15,941	24,449,936	20,956,747
44,118	159,382	449,804	886	19,137	33,517,507	28,267,987
48,375	198,341	534,393	886	17,213	45,700,014	38,069,063
53,218	250,795	648,541	1,012	23,524	62,795,700	51,980,217
59,705	300,850	763,673	1,099	26,098	81,314,420	67,094,481
65,007	345,137	864,399	1,150	27,213	100,159,287	82,292,813
68,654	379,335	950,488	1,165	30,092	117,640,745	96,311,242
71,931	403,669	1,014,304	1,196	27,931	133,265,266	108,913,989
75,819	426,586	1,074,661	1,266	35,321	149,309,299	121,875,620
79,696	450,029	1,131,689	1,255	30,715	166,557,121	136,147,741
84,874	471,782	1,169,678	1,193	31,732	183,979,346	150,423,403
80,562	464,095	1,174,534	1,129	34,099	190,298,725	155,663,323
80,416	464,437	1,170,922	1,169	32,464	199,695,261	163,158,738
79,744	461,534	1,162,606	1,062	32,437	207,671,148	170,082,667
77,539	453,029	1,143,721	1,084	29,311	212,932,462	174,273,933
76,900	449,022	1,141,207	1,092	32,507	220,018,423	180,082,657
75,373	441,074	1,115,103	1,121	31,870	224,926,491	184,429,411
72,065	420,978	1,070,588	1,090	29,124	223,070,715	182,719,103
68,393	401,377	1,023,784	960	30,111	220,722,593	181,220,466
64,993	386,502	987,906	895	25,683	220,286,361	181,072,061
62,015	365,703	944,675	865	24,652	215,717,725	177,234,482
59,933	355,425	913,270	838	24,819	216,778,968	178,468,927
57,058	339,931	871,584	787	26,906	214,139,989	176,536,793
54,852	320,964	841,256	713	20,772	208,593,696	172,112,127
52,830	312,608	818,021	689	20,459	209,445,680	173,030,658
51,709	299,213	788,814	686	22,378	206,442,374	171,081,309
49,741	286,987	767,243	645	18,677	203,752,254	168,617,148
47,038	272,330	717,255	709	23,869	198,785,638	165,088,202
45,064	263,519	695,658	626	19,268	197,621,241	164,411,536
53,619	265,380	684,166	583	17,283	204,418,853	170,033,667
41,078	241,278	646,600	667	19,361	190,590,324	158,764,957
39,445	231,015	620,632	648	18,602	187,133,837	156,262,356
37,598	224,438	598,221	695	20,570	186,267,162	156,094,215
36,042	213,762	573,461	638	21,361	181,690,682	152,291,127
34,481	204,825	552,125	657	21,414	178,161,964	149,439,460
32,857	196,431	525,470	674	17,197	174,814,813	147,345,851
31,578	188,887	505,096	608	16,911	171,876,838	144,528,003
30,085	179,262	481,855	530	16,090	166,708,328	139,997,096
28,714	167,641	463,887	638	21,144	159,256,843	133,870,486
27,037	159,151	442,604	580	17,016	154,370,455	129,621,628
25,654	151,787	426,607	544	14,717	150,262,333	126,160,838
738,085	3,812,937	11,761,622	19,167	516,857	6,671,537,069	5,770,623,240
223,013	-	386,484	926	33,081	66,087,101	56,757,044

Note : 1) According to the review result 2) other : claims with 0 visit

제Ⅳ-6-1표
Table IV-6-1

내원일당 진료비
Review Records

구 분 Division	종합병원 General hospital						
	청 구 건 수 Claims	입내원일수 Visits	요양급여일수 Reimbursed days	원외처방횟수 Prescription times	원외처방일수 Prescription days	진 료 비 Medical Expenses	금 여 비 Benefit
계 Total	4,993,839	27,767,150	57,628,179	106,906	1,343,674	12,097,017,166	9,833,459,913
0 ~ 20,000 원 KRW	136,896	1,642,393	1,945,457	727	9,727	8,908,272	7,300,863
20,001 ~ 40,000	37,131	163,624	253,264	301	2,784	4,583,493	3,686,842
40,001 ~ 60,000	28,467	111,806	176,926	372	2,087	5,727,339	4,697,759
60,001 ~ 80,000	217,227	302,319	425,550	942	5,291	19,973,887	16,511,296
80,001 ~ 100,000	45,288	195,081	344,656	2,051	10,327	17,739,862	14,184,591
100,001 ~ 120,000	55,075	355,410	616,751	1,773	12,997	39,349,693	30,923,441
120,001 ~ 140,000	89,545	560,049	972,245	2,179	18,393	73,223,440	58,381,464
140,001 ~ 160,000	122,921	712,517	1,309,129	3,635	28,873	107,063,335	84,482,649
160,001 ~ 180,000	132,374	825,111	1,567,278	4,989	37,741	140,436,597	109,945,494
180,001 ~ 200,000	134,898	947,939	1,811,682	4,876	41,195	180,350,301	140,694,075
200,001 ~ 220,000	141,340	1,057,427	2,004,387	4,390	48,211	222,221,423	173,189,603
220,001 ~ 240,000	153,765	1,134,841	2,154,476	4,993	48,445	261,087,015	203,568,669
240,001 ~ 260,000	159,817	1,166,473	2,229,105	5,164	53,547	291,633,319	227,634,151
260,001 ~ 280,000	158,639	1,141,430	2,195,917	4,798	54,405	308,156,798	240,933,134
280,001 ~ 300,000	157,733	1,129,940	2,189,991	4,664	51,330	327,622,309	256,477,978
300,001 ~ 320,000	155,554	1,097,447	2,143,431	4,116	51,538	340,114,031	267,119,044
320,001 ~ 340,000	153,146	1,040,862	2,053,456	3,906	44,992	343,403,002	270,190,406
340,001 ~ 360,000	153,627	1,015,718	2,001,318	4,031	44,700	355,382,119	280,297,536
360,001 ~ 380,000	141,294	947,765	1,879,820	3,524	43,708	350,634,582	278,040,401
380,001 ~ 400,000	134,036	895,682	1,787,879	3,407	42,431	349,216,524	277,949,463
400,001 ~ 420,000	124,918	823,605	1,663,475	3,123	39,015	337,528,377	268,765,837
420,001 ~ 440,000	118,668	765,659	1,565,604	2,823	35,897	329,198,909	262,718,857
440,001 ~ 460,000	113,062	724,428	1,482,745	2,512	34,408	325,924,153	261,610,906
460,001 ~ 480,000	105,790	677,680	1,375,200	2,391	31,347	318,380,489	256,830,821
480,001 ~ 500,000	99,791	617,234	1,277,537	2,436	28,954	302,330,934	243,657,639
500,001 ~ 520,000	90,595	550,681	1,163,364	2,066	27,022	280,727,985	226,161,748
520,001 ~ 540,000	83,857	496,679	1,070,743	1,838	27,830	263,146,536	211,845,132
540,001 ~ 560,000	77,735	450,791	982,893	1,666	23,164	247,838,489	199,452,557
560,001 ~ 580,000	71,953	412,089	914,138	1,524	20,239	234,833,556	189,071,067
580,001 ~ 600,000	67,505	384,813	859,678	1,357	21,731	226,995,053	182,962,917
600,001 ~ 620,000	62,858	350,762	787,519	1,247	20,953	213,914,575	172,700,148
620,001 ~ 640,000	57,629	318,940	728,176	1,164	19,498	200,886,795	162,322,158
640,001 ~ 660,000	54,493	299,805	693,131	1,063	17,220	194,818,748	157,573,507
660,001 ~ 680,000	50,045	272,157	629,662	869	13,584	182,321,603	147,743,573
680,001 ~ 700,000	51,662	256,506	585,115	788	13,565	176,972,034	143,645,672
700,001 ~ 720,000	41,951	231,364	540,699	673	11,860	164,231,946	133,446,502
720,001 ~ 740,000	39,104	211,852	500,185	645	11,714	154,632,923	125,872,854
740,001 ~ 760,000	36,218	198,076	469,522	567	8,937	148,531,909	120,817,665
760,001 ~ 780,000	34,670	188,023	443,405	562	10,784	144,762,586	118,163,977
780,001 ~ 800,000	32,265	177,437	411,643	538	8,410	140,157,471	114,523,295
800,001 ~ 820,000	30,195	162,541	385,941	482	9,036	131,670,988	107,517,043
820,001 ~ 840,000	29,063	154,119	367,539	454	6,972	127,891,673	104,133,644
840,001 ~ 860,000	26,765	146,058	344,496	405	7,559	124,124,915	101,711,824
860,001 ~ 880,000	25,784	137,191	331,263	387	6,816	119,344,721	97,732,703
880,001 ~ 900,000	24,418	129,580	312,308	364	7,039	115,301,065	94,204,175
900,001 ~ 920,000	22,797	118,768	290,335	337	5,883	108,074,210	88,468,362
920,001 ~ 940,000	22,455	118,469	292,050	306	6,341	110,173,605	90,094,405
940,001 ~ 960,000	21,142	109,670	265,730	292	5,938	104,168,277	85,107,096
960,001 ~ 980,000	20,086	99,806	246,517	300	6,860	96,798,258	79,015,672
980,001 ~ 1,000,000	18,947	95,702	234,526	288	6,237	94,731,701	77,379,181
1,000,001 이상 and over	379,422	1,642,831	4,620,763	7,086	158,078	2,562,158,237	2,204,988,882
기타 other	449,223	-	1,729,559	1,515	38,061	67,617,105	57,011,240

주 : 1) 심사일 기준 2) 기타 : 내원일수가 '0'인 건

크기별 심사실적(입원) <계속>

per Visit(Inpatient) <Cont'd>

(단위 : 건, 일, 회, 천원)
Unit : Claim, Day, Time, KRW 1,000

병원 Hospital						
청 구 건 수 Claims	입내원일수 Visits	요양급여일수 Reimbursed days	원외처방횟수 Prescription times	원외처방일수 Prescription days	진 료 비 Medical Expenses	금 여 비 Benefit
3,298,219	23,319,923	44,166,008	79,195	878,655	5,925,183,472	4,609,442,398
82,052	691,581	986,556	1,168	10,245	3,878,405	3,260,003
22,452	102,958	172,668	337	3,476	2,939,345	2,364,481
32,020	151,195	220,469	519	5,848	7,925,513	6,570,982
118,536	912,596	1,126,500	2,190	45,444	65,224,933	54,981,580
153,081	1,271,798	1,768,990	3,660	59,094	115,020,180	91,522,996
163,625	1,429,214	2,269,140	5,251	58,081	157,301,995	122,629,438
191,137	1,481,838	2,572,787	6,811	59,738	192,764,128	151,550,482
212,039	1,519,760	2,752,441	7,888	64,831	228,038,517	180,927,014
212,361	1,546,193	2,851,925	7,804	63,492	262,790,842	208,239,259
189,140	1,453,260	2,695,690	7,148	60,286	275,855,391	217,384,955
160,598	1,329,458	2,426,276	6,261	56,377	279,012,127	218,665,861
139,299	1,215,746	2,178,851	5,024	47,146	279,458,148	218,339,181
118,337	1,095,743	1,941,150	3,687	39,222	273,820,395	213,398,755
106,946	1,091,212	1,872,118	2,875	36,499	294,634,344	229,315,722
97,955	1,066,945	1,788,761	2,243	33,331	309,320,469	240,574,961
96,676	980,179	1,646,598	1,803	24,663	303,530,011	236,222,225
80,050	812,223	1,412,291	1,463	19,921	267,776,707	207,347,868
76,447	732,634	1,292,416	1,277	18,201	256,312,202	198,858,165
69,451	639,029	1,148,307	1,089	17,137	236,235,067	184,056,815
60,787	544,664	1,025,654	898	14,362	212,304,920	165,236,102
58,277	456,209	900,625	762	10,305	186,892,703	144,717,887
48,919	362,205	767,464	656	9,075	155,640,842	119,256,427
43,780	301,579	677,467	591	8,852	135,627,582	103,494,433
44,039	286,680	644,326	571	7,705	134,696,993	103,354,414
39,018	239,135	574,304	501	6,637	117,104,443	89,307,185
34,202	194,870	489,535	419	6,172	99,363,164	75,684,120
30,455	162,877	421,418	988	8,946	86,270,331	65,657,753
27,881	144,691	377,846	380	5,526	79,554,305	60,922,671
24,171	123,587	332,562	315	4,846	70,402,437	53,938,347
22,699	108,268	294,761	404	4,622	63,850,288	48,841,862
21,780	93,351	256,937	249	3,432	56,900,569	43,576,780
18,143	79,394	230,577	213	2,725	49,994,760	38,313,917
16,436	68,139	205,105	184	2,520	44,273,414	33,954,185
14,820	60,812	184,583	159	2,780	40,728,977	31,309,382
13,979	54,480	167,504	141	1,738	37,577,649	28,783,302
12,182	46,172	143,981	167	1,820	32,768,051	25,037,266
10,788	40,739	127,161	126	1,683	29,731,466	22,670,112
9,338	34,512	108,313	95	1,898	25,875,833	19,705,232
8,828	31,215	100,260	100	1,736	24,025,951	18,224,701
7,863	27,633	93,483	78	1,471	21,826,088	16,507,123
8,711	26,399	83,281	92	1,312	21,388,761	16,310,777
6,482	21,739	72,336	68	1,160	18,040,621	13,685,829
6,072	19,798	67,177	48	834	16,825,596	12,723,358
6,752	19,406	63,781	55	817	16,879,257	12,713,673
5,398	16,533	56,182	64	1,037	14,714,293	11,059,152
7,818	17,389	57,575	53	958	15,811,546	11,993,774
4,001	12,096	43,421	41	591	11,246,963	8,464,203
3,343	10,500	35,623	47	837	9,970,854	7,447,188
3,030	9,634	33,196	47	783	9,346,198	6,945,963
5,137	10,771	33,087	32	786	10,675,786	8,047,586
104,584	170,884	574,305	567	8,820	223,955,144	173,570,215
246,304	-	1,798,244	1,586	28,837	39,078,968	31,776,734

Note : 1) According to the review result 2) other : claims with 0 visit

제IV-6-1표

Table IV-6-1

내원일당 진료비

Review Records

구 분 Division	요 양 병 원 Healthcare institute						
	청 구 건 수 Claims	입내원일수 Visits	요양급여일수 Reimbursed days	원외처방횟수 Prescription times	원외처방일수 Prescription days	진 료 비 Medical Expenses	금 여 비 Benefit
계 Total	3,932,167	59,869,297	61,758,029	4,580	79,386	6,007,927,646	4,673,293,301
0 ~ 20,000 원 KRW	35,794	494,079	512,039	69	1,804	2,144,166	1,726,730
20,001 ~ 40,000	24,794	139,619	154,613	33	546	4,245,838	3,079,519
40,001 ~ 60,000	105,748	1,125,552	1,231,155	119	2,394	61,006,939	48,464,177
60,001 ~ 80,000	465,927	9,579,821	9,893,793	478	7,105	693,827,956	517,908,752
80,001 ~ 100,000	1,327,470	33,665,839	34,048,429	942	13,001	2,942,152,719	2,249,470,102
100,001 ~ 120,000	255,227	5,692,879	5,912,729	914	18,245	618,483,717	485,960,988
120,001 ~ 140,000	171,654	3,388,718	3,492,783	747	13,499	436,931,557	347,257,327
140,001 ~ 160,000	119,934	2,043,352	2,104,137	343	4,564	306,150,254	250,718,389
160,001 ~ 180,000	87,677	1,408,337	1,447,887	302	5,292	238,456,275	194,135,756
180,001 ~ 200,000	62,336	988,366	1,011,571	301	7,585	186,988,078	151,204,286
200,001 ~ 220,000	36,487	547,812	562,288	67	1,449	114,498,663	92,980,180
220,001 ~ 240,000	23,347	316,525	325,600	35	550	72,552,588	59,324,295
240,001 ~ 260,000	12,641	178,251	183,839	6	34	44,390,361	36,433,053
260,001 ~ 280,000	7,554	92,449	95,445	4	31	24,849,752	20,621,720
280,001 ~ 300,000	4,866	55,106	57,175	10	48	15,945,403	13,428,598
300,001 ~ 320,000	3,471	36,905	38,336	7	117	11,423,701	9,645,751
320,001 ~ 340,000	2,534	26,718	27,351	3	20	8,796,624	7,405,026
340,001 ~ 360,000	2,024	21,158	21,848	2	44	7,401,560	6,205,427
360,001 ~ 380,000	1,764	17,695	18,194	1	4	6,542,458	5,583,553
380,001 ~ 400,000	1,380	14,132	14,675	-	-	5,501,454	4,708,178
400,001 ~ 420,000	1,225	9,916	10,487	1	14	4,056,615	3,461,981
420,001 ~ 440,000	889	6,601	6,847	-	-	2,836,910	2,406,219
440,001 ~ 460,000	630	3,907	4,096	1	28	1,754,430	1,489,710
460,001 ~ 480,000	471	2,962	3,630	-	-	1,389,935	1,177,200
480,001 ~ 500,000	354	2,324	2,418	-	-	1,136,533	962,341
500,001 ~ 520,000	307	2,052	2,225	-	-	1,045,230	891,721
520,001 ~ 540,000	305	1,555	1,663	-	-	822,378	697,884
540,001 ~ 560,000	374	1,676	2,039	-	-	920,054	796,504
560,001 ~ 580,000	150	973	1,218	-	-	554,601	479,689
580,001 ~ 600,000	131	813	928	-	-	480,420	414,654
600,001 ~ 620,000	111	553	736	-	-	337,343	295,450
620,001 ~ 640,000	107	462	840	-	-	290,717	246,939
640,001 ~ 660,000	62	257	420	-	-	167,467	141,722
660,001 ~ 680,000	54	152	341	1	1	101,593	86,859
680,001 ~ 700,000	41	119	421	1	7	82,162	70,751
700,001 ~ 720,000	44	115	285	-	-	81,663	70,693
720,001 ~ 740,000	68	109	396	-	-	79,398	65,360
740,001 ~ 760,000	31	56	186	-	-	41,789	34,830
760,001 ~ 780,000	18	57	111	-	-	43,858	37,430
780,001 ~ 800,000	16	21	103	-	-	16,575	13,124
800,001 ~ 820,000	26	48	295	-	-	38,858	33,207
820,001 ~ 840,000	14	33	141	-	-	27,437	22,575
840,001 ~ 860,000	12	19	19	-	-	16,105	13,182
860,001 ~ 880,000	13	19	33	-	-	16,519	13,572
880,001 ~ 900,000	17	22	22	-	-	19,618	15,195
900,001 ~ 920,000	10	19	19	-	-	17,257	15,102
920,001 ~ 940,000	8	9	9	-	-	8,373	6,788
940,001 ~ 960,000	4	4	4	-	-	3,806	2,993
960,001 ~ 980,000	9	10	11	-	-	9,696	7,705
980,001 ~ 1,000,000	12	23	26	-	-	22,795	19,267
1,000,001 이상 and over	138	1,098	1,260	1	1	248,805	193,259
기타 other	1,173,887	-	562,913	192	3,003	188,968,642	152,847,589

주 : 1) 심사일 기준 2) 기타 : 내원일수가 '0'인 건 3) 요양병원에는 정신병원 심사실적이 포함되어 있음

크기별 심사실적(입원) <계속>

per Visit(Inpatient) <Cont'd>

(단위 : 건, 일, 회, 천원)
Unit : Claim, Day, Time, KRW 1,000

의원 Clinic						
청 구 건 수 Claims	입내원일수 Visits	요양급여일수 Reimbursed days	원외처방횟수 Prescription times	원외처방일수 Prescription days	진 료 비 Medical Expenses	금 여 비 Benefit
1,622,011	5,554,309	8,340,211	112,767	892,461	1,664,085,683	1,341,338,220
6,537	37,402	43,686	433	3,717	296,431	242,157
13,953	35,274	48,310	906	10,926	1,184,638	1,008,575
49,267	309,314	366,344	3,853	43,099	16,418,085	12,975,366
120,159	1,049,785	1,245,861	6,533	75,205	74,777,009	60,173,510
127,729	1,022,371	1,301,963	10,312	104,641	90,768,765	72,425,596
72,086	407,029	607,338	6,843	57,484	44,200,449	36,006,448
51,633	239,641	400,327	4,941	36,416	31,032,863	25,701,653
47,300	199,605	367,041	4,400	28,744	29,907,305	25,011,325
41,613	155,117	257,356	4,330	26,564	26,297,476	22,041,382
29,877	115,755	196,338	2,663	23,580	21,923,466	18,226,588
22,002	84,223	153,106	2,371	16,438	17,650,972	14,384,991
15,605	62,849	117,167	2,388	16,029	14,423,807	11,502,260
11,697	48,226	91,572	1,574	14,195	12,038,144	9,430,571
10,360	44,468	87,898	1,078	10,342	12,008,127	9,379,861
10,751	47,353	89,942	1,073	9,564	13,758,102	10,877,087
12,094	53,793	99,137	1,084	7,520	16,665,267	13,241,544
51,828	136,075	175,612	1,325	10,566	44,669,673	35,880,432
12,511	59,995	96,694	1,004	8,657	20,996,903	17,408,854
13,383	56,766	96,331	988	7,995	20,988,854	17,286,602
19,759	76,930	123,848	1,183	8,755	30,072,620	24,297,425
17,637	73,080	118,338	772	5,931	29,952,090	24,604,217
16,108	58,792	100,394	1,005	8,697	25,226,634	20,314,725
12,390	43,837	79,203	910	8,310	19,727,282	16,289,189
12,682	49,891	85,542	692	4,848	23,429,299	19,484,235
11,072	40,472	77,303	734	5,627	19,805,363	16,394,767
10,971	33,228	66,129	871	7,043	16,920,164	13,635,445
9,450	26,532	55,224	923	9,410	14,058,794	11,628,684
12,284	31,316	59,596	1,142	9,889	17,215,741	14,181,146
17,185	42,494	77,700	865	5,819	24,228,314	19,647,371
9,772	23,329	49,870	696	4,876	13,755,768	11,304,904
16,673	35,996	67,490	886	7,061	21,976,293	17,618,431
11,836	26,969	55,228	638	5,763	16,953,812	13,678,646
34,077	45,810	71,386	1,031	8,130	29,896,447	24,321,351
9,335	20,639	46,288	1,517	8,285	13,832,220	11,324,710
14,825	24,486	52,789	1,591	13,459	16,930,570	13,848,228
17,228	24,507	53,334	1,459	8,456	17,324,021	14,155,899
7,378	15,793	36,660	722	5,343	11,531,869	9,385,782
6,683	13,405	30,347	710	5,511	10,040,381	8,180,144
5,211	10,193	24,488	751	5,379	7,850,256	6,428,900
22,881	27,084	54,043	941	5,832	21,524,786	17,490,459
7,082	10,953	24,167	1,109	7,015	8,861,992	7,203,812
4,123	7,956	21,902	862	6,983	6,603,542	5,295,297
4,099	7,897	19,861	573	5,087	6,710,338	5,405,184
4,359	8,010	19,278	699	5,030	6,973,333	5,571,418
3,768	7,513	18,861	528	3,861	6,684,092	5,199,716
3,554	6,352	18,268	687	5,660	5,778,039	4,565,171
4,320	6,601	17,102	731	5,613	6,129,828	4,912,719
3,402	5,820	15,981	671	5,413	5,520,810	4,414,246
72,430	74,608	92,652	1,566	8,325	72,817,156	58,269,511
5,397	7,023	14,076	599	3,751	6,943,342	5,506,052
482,811	501,752	803,873	26,415	167,853	617,885,001	492,843,495
10,844	-	46,967	189	3,764	919,153	732,142

Note : 1) According to the review result 2) other : claims with - visit
3) Healthcare institute includes review records of psychiatric hospitals

제IV-6-1표

Table IV-6-1

내원일당 진료비

Review Records

구 분 Division	치과병원 Dental hospital						
	청 구 건 수 Claims	입내원일수 Visits	요양급여일수 Reimbursed days	원외처방횟수 Prescription times	원외처방일수 Prescription days	진 료 비 Medical Expenses	금 여 비 Benefit
계 Total	7,270	24,743	65,708	826	7,036	12,195,158	9,650,749
0 ~ 20,000 원 KRW	69	658	1,206	5	20	4,160	3,553
20,001 ~ 40,000	21	109	258	1	2	3,420	2,942
40,001 ~ 60,000	21	53	92	1	90	2,793	2,103
60,001 ~ 80,000	34	59	110	3	17	4,164	3,485
80,001 ~ 100,000	29	75	207	3	45	6,781	5,464
100,001 ~ 120,000	30	89	197	7	123	9,962	8,099
120,001 ~ 140,000	34	135	290	11	108	17,700	14,671
140,001 ~ 160,000	54	434	751	25	285	64,132	54,152
160,001 ~ 180,000	94	597	1,316	21	150	102,081	80,757
180,001 ~ 200,000	89	656	1,603	13	131	124,752	98,289
200,001 ~ 220,000	66	432	882	21	145	89,590	71,434
220,001 ~ 240,000	69	294	682	10	113	67,772	54,840
240,001 ~ 260,000	77	361	831	17	126	90,402	70,186
260,001 ~ 280,000	81	357	789	16	110	96,117	73,295
280,001 ~ 300,000	122	480	1,092	19	120	139,098	107,605
300,001 ~ 320,000	158	642	1,554	20	115	199,329	153,241
320,001 ~ 340,000	227	849	2,167	30	228	280,123	216,973
340,001 ~ 360,000	258	999	2,558	20	120	349,089	270,131
360,001 ~ 380,000	313	1,193	3,067	35	316	441,461	342,191
380,001 ~ 400,000	347	1,073	3,223	18	118	418,394	320,607
400,001 ~ 420,000	326	1,023	2,909	20	87	419,449	322,999
420,001 ~ 440,000	342	1,138	3,165	27	315	489,755	373,024
440,001 ~ 460,000	314	966	2,822	13	206	434,767	332,716
460,001 ~ 480,000	293	849	2,595	24	326	399,043	307,488
480,001 ~ 500,000	274	814	2,454	25	174	398,354	304,301
500,001 ~ 520,000	254	710	2,193	14	201	361,814	279,048
520,001 ~ 540,000	237	724	2,074	15	84	383,451	297,716
540,001 ~ 560,000	257	769	2,293	26	177	423,000	326,293
560,001 ~ 580,000	258	722	2,206	23	275	410,959	322,396
580,001 ~ 600,000	229	820	2,145	53	398	483,412	386,648
600,001 ~ 620,000	200	597	1,800	18	109	364,210	284,694
620,001 ~ 640,000	195	578	1,732	16	116	363,803	281,846
640,001 ~ 660,000	172	551	1,511	26	214	357,565	281,037
660,001 ~ 680,000	149	441	1,323	15	161	295,661	229,319
680,001 ~ 700,000	143	445	1,235	16	160	306,901	242,862
700,001 ~ 720,000	303	614	1,323	17	130	433,893	346,954
720,001 ~ 740,000	113	384	974	9	76	279,610	224,037
740,001 ~ 760,000	72	248	634	9	81	186,098	151,480
760,001 ~ 780,000	83	237	761	10	66	182,508	145,292
780,001 ~ 800,000	81	284	740	17	148	224,318	186,739
800,001 ~ 820,000	68	265	576	25	214	214,793	181,459
820,001 ~ 840,000	53	228	520	19	148	189,263	156,967
840,001 ~ 860,000	55	158	428	11	61	134,242	106,561
860,001 ~ 880,000	50	203	477	16	110	176,834	149,478
880,001 ~ 900,000	39	136	303	5	25	120,857	102,701
900,001 ~ 920,000	26	115	333	9	69	104,794	87,570
920,001 ~ 940,000	35	96	270	12	154	89,393	72,230
940,001 ~ 960,000	41	122	321	4	25	115,925	94,679
960,001 ~ 980,000	41	108	346	3	30	104,717	86,406
980,001 ~ 1,000,000	31	73	204	6	23	72,397	56,325
1,000,001 이상 and over	274	780	1,933	27	191	1,149,182	965,694
기타 other	69	-	233	-	-	12,871	9,772

주 : 1) 심사일 기준 2) 기타 : 내원일수가 '0'인 건

per Visit(Inpatient) <Cont'd>

Unit : Claim, Day, Time, KRW 1,000

Note : 1) According to the review result 2) other : claims with 0 visit

제IV-6-1표

Table IV-6-1

내원일당 진료비

Review Records

구 분 Division	조산원 Midwifery clinic						
	청 구 건 수 Claims	입내원일수 Visits	요양급여일수 Reimbursed days	원외처방횟수 Prescription times	원외처방일수 Prescription days	진 료 비 Medical Expenses	금 여 비 Benefit
계 Total	206	506	507	-	-	295,706	292,029
0 ~ 20,000 원 KRW	9	27	27	-	-	502	501
20,001 ~ 40,000	2	6	6	-	-	144	144
40,001 ~ 60,000	-	-	-	-	-	-	-
60,001 ~ 80,000	-	-	-	-	-	-	-
80,001 ~ 100,000	-	-	-	-	-	-	-
100,001 ~ 120,000	-	-	-	-	-	-	-
120,001 ~ 140,000	-	-	-	-	-	-	-
140,001 ~ 160,000	-	-	-	-	-	-	-
160,001 ~ 180,000	-	-	-	-	-	-	-
180,001 ~ 200,000	-	-	-	-	-	-	-
200,001 ~ 220,000	4	12	12	-	-	2,550	2,436
220,001 ~ 240,000	-	-	-	-	-	-	-
240,001 ~ 260,000	2	6	6	-	-	1,516	1,486
260,001 ~ 280,000	6	18	18	-	-	4,845	4,679
280,001 ~ 300,000	8	18	18	-	-	5,204	5,150
300,001 ~ 320,000	7	18	18	-	-	5,590	5,427
320,001 ~ 340,000	-	-	-	-	-	-	-
340,001 ~ 360,000	-	-	-	-	-	-	-
360,001 ~ 380,000	5	12	12	-	-	4,433	4,326
380,001 ~ 400,000	16	41	41	-	-	15,801	15,533
400,001 ~ 420,000	10	30	30	-	-	12,203	11,918
420,001 ~ 440,000	2	4	4	-	-	1,691	1,691
440,001 ~ 460,000	5	10	10	-	-	4,524	4,483
460,001 ~ 480,000	-	-	-	-	-	-	-
480,001 ~ 500,000	1	3	3	-	-	1,445	1,417
500,001 ~ 520,000	5	15	15	-	-	7,576	7,441
520,001 ~ 540,000	17	51	51	-	-	26,896	26,399
540,001 ~ 560,000	6	12	12	-	-	6,628	6,578
560,001 ~ 580,000	8	16	16	-	-	9,074	9,005
580,001 ~ 600,000	9	18	18	-	-	10,620	10,496
600,001 ~ 620,000	11	21	22	-	-	12,695	12,501
620,001 ~ 640,000	-	-	-	-	-	-	-
640,001 ~ 660,000	7	21	21	-	-	13,544	13,338
660,001 ~ 680,000	3	9	9	-	-	6,052	5,963
680,001 ~ 700,000	-	-	-	-	-	-	-
700,001 ~ 720,000	1	2	2	-	-	1,431	1,419
720,001 ~ 740,000	5	10	10	-	-	7,311	7,279
740,001 ~ 760,000	4	9	9	-	-	6,714	6,644
760,001 ~ 780,000	17	34	34	-	-	26,302	26,102
780,001 ~ 800,000	1	1	1	-	-	785	774
800,001 ~ 820,000	-	-	-	-	-	-	-
820,001 ~ 840,000	-	-	-	-	-	-	-
840,001 ~ 860,000	-	-	-	-	-	-	-
860,001 ~ 880,000	2	6	6	-	-	5,212	5,168
880,001 ~ 900,000	2	6	6	-	-	5,392	5,333
900,001 ~ 920,000	1	1	1	-	-	903	891
920,001 ~ 940,000	3	6	6	-	-	5,628	5,628
940,001 ~ 960,000	1	1	1	-	-	944	941
960,001 ~ 980,000	-	-	-	-	-	-	-
980,001 ~ 1,000,000	2	6	6	-	-	5,919	5,860
1,000,001 이상 and over	24	56	56	-	-	75,631	75,080
기타 other	-	-	-	-	-	-	-

주 : 1) 심사일 기준 2) 기타 : 내원일수가 '0'인 건

per Visit(Inpatient) <Cont'd>

Unit : Claim, Day, Time, KRW 1,000

Note : 1) According to the review result 2) other : claims with 0 visit

제IV-6-1표

Table IV-6-1

내원일당 진료비

Review Records

구 분 Division	한방병원 Korean medicine hospital						
	청 구 건 수 Claims	입내원일수 Visits	요양급여일수 Reimbursed days	원외처방횟수 Prescription times	원외처방일수 Prescription days	진 료 비 Medical Expenses	금 여 비 Benefit
계 Total	599,263	4,076,866	4,381,371	11,627	184,756	543,028,138	403,779,713
0 ~ 20,000 원 KRW	5,059	31,400	33,748	16	166	218,009	150,609
20,001 ~ 40,000	3,669	28,881	30,749	13	204	950,369	741,026
40,001 ~ 60,000	9,900	43,469	46,433	89	1,184	2,200,368	1,764,615
60,001 ~ 80,000	28,253	258,602	270,106	322	4,374	18,675,886	14,888,683
80,001 ~ 100,000	56,798	713,234	736,006	328	5,595	65,625,921	50,013,030
100,001 ~ 120,000	79,063	1,145,413	1,177,629	318	5,311	126,092,394	92,535,072
120,001 ~ 140,000	55,456	830,846	855,838	180	3,030	107,073,683	76,904,631
140,001 ~ 160,000	29,134	436,383	455,418	407	5,152	65,222,713	48,136,094
160,001 ~ 180,000	20,550	319,709	333,597	283	3,386	54,098,774	39,740,891
180,001 ~ 200,000	9,893	149,572	157,867	90	1,117	28,176,970	20,142,279
200,001 ~ 220,000	4,155	62,890	67,055	20	502	13,108,592	9,215,032
220,001 ~ 240,000	1,581	27,019	28,909	16	533	6,182,800	4,524,018
240,001 ~ 260,000	667	13,740	15,121	18	481	3,418,230	2,655,722
260,001 ~ 280,000	272	6,191	6,860	2	120	1,662,638	1,335,416
280,001 ~ 300,000	153	3,678	3,917	3	15	1,065,610	842,315
300,001 ~ 320,000	88	1,747	1,869	1	21	540,791	440,624
320,001 ~ 340,000	49	837	900	-	-	275,654	230,596
340,001 ~ 360,000	26	442	674	1	30	154,407	126,598
360,001 ~ 380,000	29	459	540	8	68	170,656	144,085
380,001 ~ 400,000	17	357	397	-	-	138,700	112,211
400,001 ~ 420,000	14	275	294	1	15	112,491	96,430
420,001 ~ 440,000	18	358	372	-	-	153,670	131,521
440,001 ~ 460,000	16	270	289	-	-	120,682	100,402
460,001 ~ 480,000	15	234	288	-	-	110,068	90,628
480,001 ~ 500,000	14	274	293	-	-	134,606	110,077
500,001 ~ 520,000	2	18	18	-	-	9,162	7,223
520,001 ~ 540,000	10	229	246	-	-	121,605	96,383
540,001 ~ 560,000	5	71	112	-	-	38,901	30,075
560,001 ~ 580,000	9	116	147	-	-	65,781	54,879
580,001 ~ 600,000	7	102	118	-	-	60,275	45,913
600,001 ~ 620,000	4	25	42	-	-	15,133	12,646
620,001 ~ 640,000	1	3	33	-	-	1,919	1,115
640,001 ~ 660,000	4	9	32	-	-	5,859	4,869
660,001 ~ 680,000	-	-	-	-	-	-	-
680,001 ~ 700,000	1	2	9	-	-	1,389	1,093
700,001 ~ 720,000	1	3	8	-	-	2,126	1,617
720,001 ~ 740,000	-	-	-	-	-	-	-
740,001 ~ 760,000	1	2	9	-	-	1,507	1,188
760,001 ~ 780,000	-	-	-	-	-	-	-
780,001 ~ 800,000	-	-	-	-	-	-	-
800,001 ~ 820,000	-	-	-	-	-	-	-
820,001 ~ 840,000	1	2	5	-	-	1,643	1,244
840,001 ~ 860,000	1	1	1	-	-	854	281
860,001 ~ 880,000	-	-	-	-	-	-	-
880,001 ~ 900,000	-	-	-	-	-	-	-
900,001 ~ 920,000	-	-	-	-	-	-	-
920,001 ~ 940,000	-	-	-	-	-	-	-
940,001 ~ 960,000	-	-	-	-	-	-	-
960,001 ~ 980,000	-	-	-	-	-	-	-
980,001 ~ 1,000,000	1	1	1	-	-	982	884
1,000,001 이상 and over	1	2	2	-	-	4,148	3,941
기타 other	294,325	-	155,419	9,511	153,452	47,012,170	38,343,755

주 : 1) 심사일 기준 2) 기타 : 내원일수가 '0'인 건

per Visit(Inpatient) <Cont'd>

(단위 : 건, 일, 회, 천원)
Unit : Claim, Day, Time, KRW 1,000

Note : 1) According to the review result 2) other : claims with 0 visit

제Ⅳ-6-2표
Table IV-6-2

내원일당 진료비
Review Records

구 분 Division	계 Total						
	청 구 건 수 Claims	입내원일수 Visits	요양급여일수 Reimbursed days	원외처방횟수 Prescription times	원외처방일수 Prescription days	진 료 비 Medical Expenses	금 여 비 Benefit
계 Total	957,756,840	955,893,532	1,494,549,457	549,292,111	10,065,620,821	49,619,741,040	35,403,205,014
0 ~ 5,000 원 KRW	6,236,729	6,236,738	6,406,564	2,330,850	60,980,712	18,805,384	12,651,512
5,001 ~ 6,000	2,680,903	2,680,907	2,713,227	1,154,141	63,268,835	15,075,270	12,196,301
6,001 ~ 7,000	3,885,985	3,885,985	4,000,203	3,136,624	103,102,975	24,290,003	17,290,266
7,001 ~ 8,000	1,482,038	1,482,038	1,541,597	1,003,841	49,878,790	10,957,755	6,742,884
8,001 ~ 9,000	2,020,853	2,020,888	3,380,136	631,776	14,135,542	17,158,382	13,119,924
9,001 ~ 10,000	3,035,570	3,035,574	3,378,240	558,326	22,450,614	29,105,548	18,583,593
10,001 ~ 12,000	12,490,356	12,490,784	17,376,731	2,569,555	62,763,262	139,294,292	106,233,728
12,001 ~ 14,000	122,912,046	122,912,049	133,747,268	103,674,023	1,604,713,829	1,544,174,449	1,173,907,579
14,001 ~ 16,000	104,952,644	104,952,644	106,593,143	88,853,591	2,332,641,540	1,565,340,664	1,199,122,823
16,001 ~ 18,000	93,873,587	93,873,587	96,054,180	74,387,111	1,162,514,193	1,614,869,655	1,186,806,698
18,001 ~ 20,000	84,095,496	84,095,496	86,267,916	41,843,160	489,809,004	1,607,987,502	1,261,858,707
20,001 ~ 22,000	43,061,603	43,061,603	45,198,015	27,232,261	215,327,528	911,125,937	652,442,502
22,001 ~ 24,000	35,391,669	35,391,669	37,995,944	20,521,361	586,441,659	819,508,289	525,065,183
24,001 ~ 26,000	47,496,842	47,496,842	50,557,593	13,993,068	409,405,516	1,181,984,897	897,998,726
26,001 ~ 28,000	20,599,811	20,599,811	23,696,822	9,268,341	134,092,419	555,773,463	380,294,470
28,001 ~ 30,000	28,058,784	28,058,784	31,819,790	10,859,299	148,260,589	815,814,744	552,968,197
30,001 ~ 32,000	19,607,083	19,607,083	25,635,432	9,511,242	118,857,163	608,309,514	432,550,330
32,001 ~ 34,000	18,035,854	18,035,854	27,438,506	8,020,659	108,026,001	596,215,673	422,227,943
34,001 ~ 36,000	18,213,592	18,213,593	31,274,784	9,010,776	72,253,570	634,061,343	466,067,017
36,001 ~ 38,000	13,891,244	13,891,244	27,333,770	6,797,288	61,245,179	512,683,697	364,171,549
38,001 ~ 40,000	13,367,680	13,367,680	26,179,572	5,751,000	63,364,160	520,617,767	365,251,069
40,001 ~ 42,000	11,069,876	11,069,876	23,218,865	5,074,297	56,191,439	453,197,789	320,058,225
42,001 ~ 44,000	11,303,207	11,303,207	22,599,964	4,724,660	58,224,468	486,441,893	337,558,659
44,001 ~ 46,000	10,564,165	10,564,165	21,181,162	5,597,505	64,005,322	476,239,403	335,469,080
46,001 ~ 48,000	9,107,764	9,107,764	19,774,554	4,909,198	52,611,581	427,866,106	310,008,168
48,001 ~ 50,000	8,732,532	8,732,550	20,535,265	3,998,492	45,789,186	427,302,076	301,049,577
50,001 ~ 52,000	7,551,657	7,551,684	29,749,621	3,018,393	40,299,031	384,665,719	268,167,622
52,001 ~ 54,000	6,387,263	6,387,263	17,244,189	2,604,222	41,953,571	338,680,468	233,192,898
54,001 ~ 56,000	8,265,541	8,265,541	18,969,316	2,322,079	44,513,950	456,691,379	312,696,844
56,001 ~ 58,000	5,350,234	5,350,234	17,369,924	2,197,307	41,925,952	304,949,939	206,089,425
58,001 ~ 60,000	5,750,132	5,750,132	14,919,286	2,259,201	43,768,618	338,860,569	227,950,960
60,001 ~ 62,000	5,888,834	5,888,834	14,479,665	2,186,355	43,445,306	358,858,044	243,753,411
62,001 ~ 64,000	4,710,778	4,710,778	12,798,245	1,947,770	43,767,638	296,679,755	197,537,761
64,001 ~ 66,000	4,838,990	4,838,990	12,542,918	2,013,718	50,150,796	314,277,550	211,003,091
66,001 ~ 68,000	4,150,518	4,150,518	11,865,378	1,737,481	47,557,605	278,065,551	186,627,626
68,001 ~ 70,000	6,619,527	6,619,527	14,335,546	1,894,519	47,937,414	458,542,152	312,489,672
70,001 ~ 72,000	3,951,939	3,951,939	11,415,538	1,618,770	45,172,683	280,514,803	186,461,161
72,001 ~ 74,000	4,226,000	4,226,000	11,436,411	1,710,648	50,075,742	308,554,979	205,174,813
74,001 ~ 76,000	4,121,886	4,121,886	11,168,910	1,587,430	43,040,575	308,513,759	206,175,689
76,001 ~ 78,000	3,648,740	3,648,740	10,199,300	1,479,226	41,334,573	280,875,899	188,608,354
78,001 ~ 80,000	4,075,487	4,075,487	10,188,718	1,575,755	39,986,611	321,421,782	216,157,223
80,001 ~ 82,000	3,534,013	3,534,013	9,441,248	1,207,660	37,206,329	286,281,467	191,826,668
82,001 ~ 84,000	3,721,757	3,721,757	9,563,952	1,282,946	34,390,827	309,742,657	206,217,771
84,001 ~ 86,000	2,754,533	2,754,533	8,243,968	1,107,127	28,789,146	234,038,161	156,187,397
86,001 ~ 88,000	2,581,063	2,581,063	7,921,246	1,069,884	29,342,524	224,600,957	148,049,975
88,001 ~ 90,000	2,818,881	2,818,881	8,027,752	1,113,603	29,130,370	250,671,629	164,492,251
90,001 ~ 92,000	2,501,655	2,501,655	7,517,638	1,045,199	29,573,264	227,837,968	149,220,373
92,001 ~ 94,000	2,288,744	2,288,744	7,110,182	1,013,282	27,065,686	212,849,345	140,354,039
94,001 ~ 96,000	2,404,411	2,404,411	7,191,270	1,010,490	26,173,538	228,433,738	150,446,268
96,001 ~ 98,000	2,301,882	2,301,882	7,741,994	998,136	26,310,727	223,391,380	146,584,713
98,001 ~ 100,000	2,582,948	2,582,948	6,776,845	1,163,053	28,268,520	255,496,545	170,168,368
100,001 이상 and over	102,697,677	102,697,677	299,983,948	42,499,974	941,415,307	25,913,877,531	18,558,446,747
기타 other	1,863,837	-	447,206	215,438	2,669,442	208,165,820	147,429,185

주 : 1) 심사일 기준 2) 기타 : 내원일수가 '0'인 건

크기별 심사실적(외래)

per Visit(Outpatient)

(단위 : 건, 일, 회, 천원)
Unit : Claim, Day, Time, KRW 1,000

상급종합병원 Tertiary hospital						
청 구 건 수 Claims	입내원일수 Visits	요양급여일수 Reimbursed days	원외처방횟수 Prescription times	원외처방일수 Prescription days	진 료 비 Medical Expenses	금 여 비 Benefit
49,029,295	48,711,501	112,478,149	19,652,515	1,525,015,576	7,866,817,641	5,502,803,512
505,837	505,837	542,426	144,140	7,153,479	1,217,231	521,009
40,140	40,140	46,996	362	9,791	222,194	105,604
27,943	27,943	33,755	395	8,479	182,146	98,054
39,309	39,309	45,513	2,619	199,930	299,861	177,646
73,256	73,256	79,426	996	64,345	611,852	334,160
90,520	90,520	96,335	1,330	39,103	877,203	457,232
101,144	101,144	114,656	2,916	71,449	1,099,006	743,125
89,576	89,576	100,449	4,911	359,644	1,157,973	698,030
548,240	548,240	561,352	367,125	34,559,872	8,464,851	2,737,248
246,096	246,096	258,935	115,131	11,247,580	4,214,511	1,939,986
118,022	118,022	130,982	2,916	172,261	2,253,972	1,210,598
853,590	853,590	868,160	61,116	5,150,316	17,924,852	13,280,389
6,846,500	6,846,500	6,879,295	4,402,034	400,362,675	160,127,167	51,231,278
4,812,443	4,812,443	4,871,800	2,686,722	277,061,338	120,473,750	46,940,769
1,112,427	1,112,427	1,175,850	390,275	25,397,694	30,499,071	9,898,288
2,701,361	2,701,361	2,798,602	862,339	68,057,589	78,125,022	22,038,565
772,882	772,882	878,526	343,829	23,688,656	24,072,172	9,396,673
729,496	729,496	866,853	451,747	38,122,049	24,053,771	8,789,149
446,186	446,186	596,971	186,826	11,100,449	15,641,017	6,199,385
486,725	486,725	661,121	210,737	11,743,753	18,025,882	6,643,835
700,005	700,005	894,029	380,126	20,466,292	27,266,074	11,164,067
483,746	483,746	699,159	243,516	14,613,830	19,775,505	8,179,502
463,900	463,900	672,216	183,469	10,236,606	19,946,896	7,979,921
446,151	446,151	677,324	174,452	8,399,036	20,115,389	8,174,952
373,528	373,528	634,700	138,751	7,257,904	17,545,892	7,920,244
412,545	412,545	714,304	121,970	5,366,473	20,225,180	8,821,078
386,196	386,196	702,030	151,359	7,199,388	19,662,215	8,652,609
430,237	430,237	746,229	216,201	11,831,170	22,845,452	10,686,337
416,485	416,485	729,292	227,874	12,922,076	22,920,472	10,683,443
336,902	336,902	667,329	137,260	7,354,996	19,212,825	9,059,620
340,321	340,321	675,621	118,770	6,497,883	20,073,862	9,166,595
334,541	334,541	684,225	125,823	7,941,626	20,400,559	9,880,178
320,081	320,081	695,342	120,344	7,783,115	20,162,380	10,500,229
432,225	432,225	842,853	146,806	11,073,064	28,093,152	13,699,135
346,132	346,132	749,496	161,510	13,185,762	23,172,354	11,776,983
336,312	336,312	762,278	155,050	12,251,002	23,211,937	11,708,795
364,099	364,099	786,610	171,119	12,325,199	25,851,733	13,366,883
389,258	389,258	811,871	191,342	14,631,012	28,379,117	14,490,456
333,989	333,989	783,870	167,225	13,247,203	25,048,496	12,691,544
380,802	380,802	807,637	170,516	14,399,945	29,368,538	16,166,466
349,200	349,200	792,401	149,734	13,117,830	27,598,707	15,330,929
337,986	337,986	803,150	175,886	15,654,310	27,391,563	13,629,629
355,861	355,861	822,138	159,306	13,874,333	29,528,896	15,957,462
301,980	301,980	776,624	124,820	9,682,706	25,677,807	13,670,996
288,150	288,150	734,015	123,807	9,941,458	25,076,649	13,018,767
260,386	260,386	709,585	117,534	9,062,754	23,172,432	11,733,425
256,121	256,121	698,968	121,743	9,856,466	23,305,597	11,992,789
240,426	240,426	689,123	110,274	8,747,643	22,358,227	12,127,114
225,666	225,666	734,692	103,536	8,356,121	21,444,739	11,132,643
225,592	225,592	673,685	106,241	8,811,318	21,881,959	11,263,112
231,557	231,557	671,373	108,310	9,748,932	22,918,479	11,599,165
16,969,428	16,969,428	67,898,192	4,489,768	273,372,228	6,616,656,465	4,950,427,750
317,794	-	129,785	19,607	1,235,443	16,984,588	12,709,669

Note : 1) According to the review result 2) other : claims with 0 visit

제IV-6-2표
Table IV-6-2

내원일당 진료비
Review Records

구 분 Division	총 합 병 원 General hospital						
	청 구 건 수 Claims	입내원일수 Visits	요양급여일수 Reimbursed days	원외처방횟수 Prescription times	원외처방일수 Prescription days	진 료 비 Medical Expenses	금 여 비 Benefit
계 Total	72,849,424	72,437,400	181,434,357	36,861,110	1,740,731,709	6,429,360,153	4,100,256,916
0 ~ 5,000 원 KRW	719,694	719,696	763,249	229,805	8,617,181	1,569,609	930,501
5,001 ~ 6,000	47,091	47,091	56,683	1,065	25,334	261,440	150,841
6,001 ~ 7,000	322,076	322,076	330,885	281,351	10,514,136	2,093,694	1,160,673
7,001 ~ 8,000	972,250	972,250	1,006,445	867,147	46,918,657	7,155,407	3,947,111
8,001 ~ 9,000	88,543	88,543	104,358	9,487	453,961	766,649	421,374
9,001 ~ 10,000	767,975	767,975	783,746	331,803	19,016,256	7,381,722	3,948,700
10,001 ~ 12,000	509,400	509,400	542,567	288,109	23,192,020	5,613,644	3,163,317
12,001 ~ 14,000	1,375,578	1,375,578	1,427,623	979,421	44,370,903	18,911,517	10,064,720
14,001 ~ 16,000	8,921,650	8,921,650	9,162,001	7,272,206	347,603,508	129,352,482	69,948,252
16,001 ~ 18,000	7,890,982	7,890,982	8,120,141	5,536,210	369,304,394	135,434,784	74,947,808
18,001 ~ 20,000	5,647,011	5,647,011	6,048,596	3,397,479	184,348,824	105,767,071	58,264,197
20,001 ~ 22,000	2,920,688	2,920,688	3,713,038	996,079	32,598,404	60,998,026	36,837,055
22,001 ~ 24,000	2,655,954	2,655,954	3,807,484	1,137,533	46,906,151	60,529,300	32,369,258
24,001 ~ 26,000	1,363,434	1,363,434	2,651,275	684,269	30,116,165	34,117,029	18,566,292
26,001 ~ 28,000	1,265,861	1,265,861	2,681,565	584,877	23,958,481	34,152,059	18,640,877
28,001 ~ 30,000	1,312,753	1,312,753	2,780,462	618,940	17,529,132	38,047,281	21,001,322
30,001 ~ 32,000	1,096,281	1,096,281	2,639,003	582,312	17,947,369	33,999,879	18,897,218
32,001 ~ 34,000	1,075,787	1,075,787	2,667,339	605,099	20,644,984	35,443,714	19,704,379
34,001 ~ 36,000	925,599	925,599	2,545,923	447,381	11,171,259	32,387,257	18,314,650
36,001 ~ 38,000	783,810	783,810	2,386,589	369,189	9,381,202	28,999,624	15,908,472
38,001 ~ 40,000	733,434	733,434	2,407,346	322,024	7,911,631	28,576,632	15,573,900
40,001 ~ 42,000	841,040	841,040	2,512,368	293,687	7,104,369	34,585,060	21,732,058
42,001 ~ 44,000	672,364	672,364	2,394,903	351,008	9,685,380	28,951,428	15,982,990
44,001 ~ 46,000	674,612	674,612	2,341,268	332,140	9,323,550	30,358,978	17,302,532
46,001 ~ 48,000	674,438	674,438	2,301,521	364,983	11,875,566	31,722,281	17,789,612
48,001 ~ 50,000	595,235	595,235	2,234,182	307,123	8,279,747	29,131,379	16,492,173
50,001 ~ 52,000	520,964	520,964	2,109,031	227,864	7,253,826	26,563,138	14,833,012
52,001 ~ 54,000	497,410	497,410	2,132,723	203,005	6,833,633	26,329,793	14,840,446
54,001 ~ 56,000	496,889	496,889	2,096,188	213,267	8,991,157	27,340,009	15,290,655
56,001 ~ 58,000	494,722	494,722	2,033,250	216,329	9,675,507	28,193,570	15,461,204
58,001 ~ 60,000	465,710	465,710	2,029,995	214,046	10,522,315	27,478,707	15,146,278
60,001 ~ 62,000	534,439	534,439	2,049,990	197,677	8,695,487	32,643,851	18,365,262
62,001 ~ 64,000	781,547	781,547	2,300,978	211,733	9,420,766	49,205,013	26,912,691
64,001 ~ 66,000	449,236	449,236	1,925,241	223,852	11,039,028	29,199,173	16,329,175
66,001 ~ 68,000	402,866	402,866	1,816,506	188,647	9,812,667	26,989,337	15,006,478
68,001 ~ 70,000	421,828	421,828	1,769,251	191,192	9,025,992	29,136,052	16,476,994
70,001 ~ 72,000	405,481	405,481	1,753,026	191,798	9,969,821	28,761,348	16,068,451
72,001 ~ 74,000	424,578	424,578	1,768,794	226,681	13,971,272	30,997,260	17,108,462
74,001 ~ 76,000	353,940	353,940	1,619,564	165,440	9,156,972	26,533,259	14,740,633
76,001 ~ 78,000	337,081	337,081	1,591,609	160,127	8,297,486	25,967,131	14,341,874
78,001 ~ 80,000	355,990	355,990	1,553,912	147,296	7,678,863	28,132,339	15,733,721
80,001 ~ 82,000	373,300	373,300	1,611,462	137,028	7,062,226	30,242,823	17,506,375
82,001 ~ 84,000	323,734	323,734	1,494,823	137,609	6,970,883	26,845,604	15,167,566
84,001 ~ 86,000	280,690	280,690	1,424,164	131,940	6,602,166	23,857,908	13,275,758
86,001 ~ 88,000	275,609	275,609	1,398,928	126,758	6,573,423	23,970,918	13,506,599
88,001 ~ 90,000	274,872	274,872	1,341,039	122,559	6,908,237	24,452,443	13,773,542
90,001 ~ 92,000	265,327	265,327	1,320,339	125,467	7,247,616	24,142,250	13,427,928
92,001 ~ 94,000	271,560	271,560	1,266,137	120,223	6,381,066	25,256,819	13,992,322
94,001 ~ 96,000	266,258	266,258	1,242,762	113,906	5,693,106	25,301,999	13,842,473
96,001 ~ 98,000	259,567	259,567	1,206,572	117,822	5,675,893	25,166,723	13,739,854
98,001 ~ 100,000	254,462	254,462	1,169,775	107,956	5,275,290	25,184,027	13,871,118
100,001 이상 and over	17,795,798	17,795,798	70,984,927	5,438,140	216,716,712	4,766,366,917	3,172,789,914
기타 other	412,026	-	12,811	12,021	481,735	8,793,796	6,647,847

주 : 1) 심사일 기준 2) 기타 : 내원일수가 '0'인 건

크기별 심사실적(외래) <계속>

per Visit(Outpatient) <Cont'd>

(단위 : 건, 일, 회, 천원)
Unit : Claim, Day, Time, KRW 1,000

병 원 Hospital						
청 구 건 수 Claims	입내원일수 Visits	요양급여일수 Reimbursed days	원외처방횟수 Prescription times	원외처방일수 Prescription days	진 료 비 Medical Expenses	금 여 비 Benefit
62,697,378	62,615,747	75,171,041	39,207,943	671,051,169	3,292,638,020	2,136,059,798
1,401,090	1,401,093	1,408,570	261,411	7,000,487	5,199,851	3,417,511
205,071	205,071	207,361	88,119	3,165,080	1,170,339	748,290
622,301	622,301	635,388	551,987	19,804,942	3,789,206	2,449,295
100,614	100,614	103,420	17,451	334,293	772,969	491,596
380,250	380,250	382,865	145,795	3,592,867	3,246,420	2,002,049
1,213,621	1,213,621	1,217,848	38,653	373,696	11,506,783	7,072,793
1,580,774	1,580,774	1,605,660	931,940	27,730,466	18,407,128	11,519,278
12,685,200	12,685,200	12,824,646	10,482,886	231,783,210	157,273,001	105,376,963
3,421,630	3,421,630	3,494,828	2,539,803	38,975,191	50,675,816	34,071,037
5,226,775	5,226,775	5,364,748	3,533,921	46,129,929	88,549,654	56,575,099
2,814,159	2,814,159	2,944,613	1,511,790	14,294,176	53,081,693	34,040,122
2,451,033	2,451,033	2,611,714	1,541,585	13,149,869	51,078,422	33,223,859
1,857,043	1,857,043	2,032,780	1,128,989	10,613,116	42,647,662	26,995,429
1,932,840	1,932,840	2,106,761	1,239,671	17,781,556	48,136,179	31,077,095
1,398,840	1,398,840	1,568,864	792,205	7,823,679	37,735,635	24,807,675
1,361,594	1,361,594	1,565,593	902,352	10,485,493	39,554,890	25,261,749
1,305,217	1,305,217	1,497,702	835,671	7,689,045	40,607,279	27,353,119
1,018,526	1,018,526	1,221,295	642,843	6,491,223	33,502,662	22,359,539
841,637	841,637	1,052,162	549,509	5,403,458	29,547,420	19,518,705
794,839	794,839	999,225	489,155	5,602,030	29,399,308	17,988,399
762,084	762,084	961,817	513,861	5,817,949	29,776,149	18,953,555
667,967	667,967	860,769	423,755	4,823,576	27,336,660	17,607,407
775,607	775,607	998,362	485,954	5,688,336	33,402,009	20,994,978
673,211	673,211	857,800	468,067	4,998,702	30,279,033	19,740,274
520,709	520,709	724,729	365,748	3,966,513	24,458,362	15,905,871
457,959	457,959	632,464	302,937	3,849,292	22,435,156	14,277,598
445,053	445,053	631,531	279,053	4,569,988	22,694,010	14,525,755
386,013	386,013	576,949	229,179	3,736,289	20,473,434	12,900,037
356,544	356,544	530,868	230,604	3,597,424	19,618,711	12,108,542
440,036	440,036	637,725	264,212	4,462,497	25,096,100	15,901,185
374,940	374,940	549,272	234,654	4,587,025	22,119,491	13,811,012
336,425	336,425	499,696	193,623	3,664,494	20,511,650	12,939,320
357,347	357,347	512,153	182,609	3,734,101	22,535,496	14,240,891
296,242	296,242	437,513	168,583	3,212,528	19,257,285	12,324,455
282,384	282,384	439,395	151,036	3,139,897	18,932,058	12,117,894
285,536	285,536	418,119	164,676	4,045,954	19,684,116	12,349,221
231,173	231,173	366,616	136,475	3,503,371	16,421,860	10,264,961
272,343	272,343	397,982	143,270	3,151,805	19,883,698	12,563,638
326,234	326,234	454,466	152,929	3,124,240	24,458,857	15,644,178
259,237	259,237	390,974	121,265	2,509,804	19,955,231	13,410,902
236,395	236,395	365,528	118,543	2,439,017	18,672,384	12,215,011
262,857	262,857	388,563	113,728	2,399,997	21,292,129	14,014,767
218,008	218,008	347,622	116,171	2,178,070	18,097,436	11,327,456
180,730	180,730	305,254	96,815	1,923,690	15,366,266	9,856,807
219,317	219,317	329,924	138,704	2,564,315	19,105,947	11,497,622
249,093	249,093	361,400	142,417	2,685,916	22,188,015	12,833,985
226,771	226,771	330,412	117,389	2,142,731	20,644,592	12,562,242
190,669	190,669	293,383	113,692	2,330,975	17,737,873	10,877,048
204,741	204,741	300,066	114,153	2,392,242	19,449,889	11,807,368
222,278	222,278	322,562	107,450	2,182,857	21,599,613	13,262,062
238,635	238,635	331,606	101,385	1,965,223	23,672,240	14,459,403
9,046,152	9,046,152	14,763,289	4,483,466	87,286,976	1,868,280,129	1,221,503,884
81,634	-	6,189	5,804	151,569	1,319,825	910,867

Note : 1) According to the review result 2) other : claims with 0 visit

제IV-6-2표
Table IV-6-2

내원일당 진료비
Review Records

구 분 Division	요 양 병 원 Healthcare institute						
	청 구 건 수 Claims	입내원일수 Visits	요양급여일수 Reimbursed days	원외처방횟수 Prescription times	원외처방일수 Prescription days	진 료 비 Medical Expenses	금 여 비 Benefit
계 Total	4,063,317	4,044,820	37,628,417	1,207,816	32,943,618	253,055,853	197,141,713
0 ~ 5,000 원 KRW	288,066	288,066	294,319	222,501	5,444,640	1,178,587	777,986
5,001 ~ 6,000	16,437	16,437	21,173	10,680	394,243	94,781	61,361
6,001 ~ 7,000	79,809	79,809	108,734	76,388	2,891,079	483,470	308,677
7,001 ~ 8,000	11,268	11,268	17,267	1,511	43,937	85,589	75,080
8,001 ~ 9,000	17,768	17,768	24,186	917	18,671	153,474	97,246
9,001 ~ 10,000	21,548	21,548	28,957	171	3,141	204,371	129,633
10,001 ~ 12,000	64,601	64,601	100,474	35,475	1,214,810	758,890	539,279
12,001 ~ 14,000	491,755	491,755	723,923	317,636	10,816,260	6,056,472	4,220,954
14,001 ~ 16,000	49,735	49,735	124,380	18,261	283,463	733,169	499,074
16,001 ~ 18,000	189,648	189,648	301,390	98,554	2,567,585	3,197,617	2,085,962
18,001 ~ 20,000	86,028	86,028	186,629	29,785	260,124	1,626,925	1,059,437
20,001 ~ 22,000	66,758	66,758	174,205	13,764	257,300	1,398,023	934,280
22,001 ~ 24,000	74,528	74,528	176,436	30,922	739,393	1,701,605	1,103,679
24,001 ~ 26,000	158,170	158,170	273,657	98,630	2,480,911	4,050,408	2,870,593
26,001 ~ 28,000	72,128	72,128	219,168	35,699	842,707	1,929,192	1,370,689
28,001 ~ 30,000	55,235	55,235	283,935	10,835	193,347	1,602,253	1,098,518
30,001 ~ 32,000	68,059	68,059	512,436	13,938	241,510	2,118,641	1,500,342
32,001 ~ 34,000	54,571	54,571	675,783	7,228	111,760	1,801,600	1,270,920
34,001 ~ 36,000	55,155	55,155	756,007	4,733	66,060	1,935,439	1,376,094
36,001 ~ 38,000	54,043	54,043	775,772	4,728	69,497	2,001,082	1,426,111
38,001 ~ 40,000	79,581	79,581	829,563	26,069	531,824	3,124,060	2,235,065
40,001 ~ 42,000	86,993	86,993	842,152	14,062	306,600	3,560,770	2,584,591
42,001 ~ 44,000	82,429	82,429	888,118	8,885	170,854	3,543,615	2,594,675
44,001 ~ 46,000	62,694	62,694	933,066	8,538	167,337	2,817,492	2,031,255
46,001 ~ 48,000	54,351	54,351	959,403	2,758	57,662	2,556,306	1,847,569
48,001 ~ 50,000	52,480	52,480	992,321	2,800	59,749	2,570,520	1,845,806
50,001 ~ 52,000	61,991	61,991	971,222	6,693	242,052	3,162,843	2,258,498
52,001 ~ 54,000	76,543	76,543	964,967	3,754	121,901	4,055,710	2,999,061
54,001 ~ 56,000	52,363	52,363	918,309	8,440	179,208	2,880,651	2,074,226
56,001 ~ 58,000	81,985	81,985	903,586	13,205	293,651	4,675,069	3,338,691
58,001 ~ 60,000	42,757	42,757	847,579	3,465	122,638	2,519,121	1,799,967
60,001 ~ 62,000	45,157	45,157	846,034	3,257	72,300	2,754,125	1,973,534
62,001 ~ 64,000	40,724	40,724	794,776	2,427	55,674	2,565,109	1,845,472
64,001 ~ 66,000	37,104	37,104	776,665	1,828	52,885	2,412,078	1,726,237
66,001 ~ 68,000	41,321	41,321	767,556	2,059	61,021	2,771,308	1,995,378
68,001 ~ 70,000	32,328	32,328	695,519	1,570	40,977	2,231,564	1,604,140
70,001 ~ 72,000	36,174	36,174	654,984	3,446	84,444	2,568,558	1,866,893
72,001 ~ 74,000	31,923	31,923	647,889	2,874	55,989	2,331,379	1,678,694
74,001 ~ 76,000	41,776	41,776	620,219	2,564	47,488	3,134,952	2,265,651
76,001 ~ 78,000	29,571	29,571	591,354	1,703	32,605	2,277,515	1,675,888
78,001 ~ 80,000	27,565	27,565	554,522	1,431	41,424	2,176,873	1,592,096
80,001 ~ 82,000	25,726	25,726	528,318	1,165	26,867	2,083,605	1,518,812
82,001 ~ 84,000	24,768	24,768	512,262	1,187	31,522	2,054,159	1,459,890
84,001 ~ 86,000	23,698	23,698	484,112	1,087	28,778	2,014,310	1,460,104
86,001 ~ 88,000	21,126	21,126	474,288	1,821	61,225	1,838,461	1,316,549
88,001 ~ 90,000	23,096	23,096	453,446	1,384	30,230	2,056,385	1,501,370
90,001 ~ 92,000	17,944	17,944	424,049	1,072	39,255	1,632,935	1,186,836
92,001 ~ 94,000	19,068	19,068	418,254	1,280	27,073	1,773,929	1,293,728
94,001 ~ 96,000	16,442	16,442	388,783	1,018	23,765	1,561,382	1,126,799
96,001 ~ 98,000	18,344	18,344	371,858	1,668	32,703	1,780,946	1,311,556
98,001 ~ 100,000	14,591	14,591	367,697	1,017	23,659	1,444,559	1,044,709
100,001 이상 and over	766,897	766,897	10,426,611	39,824	857,058	140,915,833	117,215,220
기타 other	18,497	-	104	1,109	22,762	98,139	66,836

주 : 1) 심사일 기준 2) 기타 : 내원일수가 '0'인 건 3) 요양병원에는 정신병원 심사실적이 포함되어 있음

크기별 심사실적(외래) <계속>

per Visit(Outpatient) <Cont'd>

(단위 : 건, 일, 회, 천원)
Unit : Claim, Day, Time, KRW 1,000

의 원						
Clinic						
청 구 건 수 Claims	입내원일수 Visits	요양급여일수 Reimbursed days	원외처방횟수 Prescription times	원외처방일수 Prescription days	진 료 비 Medical Expenses	급 여 비 Benefit
588,049,067	587,833,923	848,939,132	434,765,522	5,960,644,515	22,985,488,811	17,139,070,574
2,580,334	2,580,335	2,632,085	1,350,019	31,127,358	8,050,424	5,941,116
425,366	425,366	429,343	4,287	125,541	2,341,748	1,670,575
2,683,532	2,683,532	2,718,682	2,216,033	69,586,779	16,750,108	12,540,336
181,592	181,592	188,149	101,064	1,953,464	1,356,062	1,042,115
774,292	774,292	783,030	468,679	9,961,161	6,628,636	5,161,363
750,921	750,921	772,031	178,609	2,967,338	7,288,874	5,462,382
4,792,807	4,792,807	4,850,203	321,939	4,982,133	52,800,029	41,913,570
104,005,199	104,005,199	113,931,176	91,316,982	1,311,235,874	1,307,277,484	1,013,563,057
86,610,682	86,610,682	87,545,030	77,774,768	1,906,295,538	1,294,933,974	1,030,541,811
77,450,746	77,450,746	78,604,134	64,900,011	731,528,159	1,334,942,044	1,014,431,212
58,898,799	58,898,799	59,752,017	36,382,590	288,380,329	1,122,393,217	891,101,084
32,251,383	32,251,383	33,006,779	24,434,469	163,101,062	684,396,525	498,687,453
18,438,308	18,438,308	19,038,954	13,576,391	126,444,265	426,254,883	316,462,274
12,739,585	12,739,585	13,405,141	8,798,157	80,113,476	317,227,670	234,290,756
10,704,269	10,704,269	11,301,368	6,961,291	73,927,944	288,948,954	210,505,921
10,522,880	10,522,880	11,592,474	7,537,421	48,455,839	305,671,974	230,505,163
10,121,207	10,121,207	13,331,867	7,261,912	67,516,560	314,587,233	239,590,677
7,909,924	7,909,924	14,320,162	5,757,301	40,569,359	261,652,036	200,288,091
10,798,588	10,798,588	20,650,918	7,475,418	43,256,103	374,820,984	293,095,900
7,400,913	7,400,913	17,693,117	5,314,601	33,002,481	272,371,317	207,576,168
6,541,039	6,541,039	16,075,025	4,155,381	27,363,071	254,661,077	190,793,839
5,704,566	5,704,566	14,523,017	3,804,105	28,216,208	233,280,907	174,684,826
5,536,472	5,536,472	13,453,341	3,391,818	31,108,393	238,468,943	174,549,641
5,873,642	5,873,642	13,173,773	4,147,042	39,395,016	265,124,196	198,464,215
4,895,674	4,895,674	11,978,419	3,703,200	28,245,431	229,716,428	179,757,726
4,835,831	4,835,831	12,156,970	3,014,815	27,306,381	236,593,840	177,410,569
3,293,708	3,293,708	10,965,260	2,079,046	20,032,914	167,921,538	126,480,069
3,182,634	3,182,634	10,733,456	1,726,646	18,595,892	168,843,634	124,824,636
2,421,410	2,421,410	9,592,930	1,357,996	17,739,202	133,174,789	97,221,944
2,426,184	2,426,184	9,037,828	1,375,362	19,380,639	138,245,643	100,301,654
2,751,196	2,751,196	8,810,049	1,506,155	21,331,208	162,055,951	116,630,924
2,570,129	2,570,129	8,165,435	1,460,934	22,200,036	156,951,883	113,451,484
2,062,250	2,062,250	7,209,624	1,282,538	22,165,752	129,869,027	95,007,642
2,107,843	2,107,843	6,916,968	1,262,278	23,957,734	136,857,388	99,388,313
2,005,005	2,005,005	6,877,552	1,088,763	20,751,253	134,314,969	97,260,563
2,209,991	2,209,991	7,246,656	1,061,096	21,367,752	152,726,130	109,938,033
1,823,493	1,823,493	6,672,339	982,748	18,779,200	129,379,497	93,083,601
1,962,040	1,962,040	6,575,749	1,009,498	17,745,076	143,376,269	103,325,894
1,674,960	1,674,960	6,173,570	936,164	16,854,137	125,562,403	90,398,436
1,859,206	1,859,206	5,930,570	913,805	15,667,979	143,000,258	102,663,282
2,238,691	2,238,691	5,964,172	1,036,439	16,254,771	176,397,304	126,057,494
1,714,165	1,714,165	5,209,172	655,086	11,588,900	138,793,359	99,978,287
1,112,586	1,112,586	4,428,623	596,292	10,319,352	92,378,502	66,509,027
1,275,587	1,275,587	4,488,257	599,481	9,975,439	108,262,554	78,528,753
1,118,320	1,118,320	4,261,316	549,938	9,720,467	97,289,376	71,200,078
1,141,361	1,141,361	4,215,815	576,658	9,883,340	101,655,008	72,840,544
1,222,507	1,222,507	4,154,026	577,483	9,894,581	111,459,375	79,080,183
1,030,285	1,030,285	3,832,966	561,583	9,186,739	95,843,176	68,690,861
1,110,812	1,110,812	3,777,885	575,814	9,318,350	105,518,929	75,706,409
1,042,907	1,042,907	3,526,003	563,852	9,213,348	101,181,877	72,729,222
1,405,847	1,405,847	3,753,459	734,649	10,846,433	138,917,401	99,348,779
47,642,254	47,642,254	102,496,348	25,344,774	351,671,091	9,833,879,419	7,205,986,935
215,145	-	15,899	2,141	37,667	3,093,582	2,405,687

Note : 1) According to the review result 2) other : claims with 0 visit 3) Healthcare institute includes review records of psychiatric hospitals

제IV-6-2표

Table IV-6-2

내원일당 진료비

Review Records

구 분 Division	치 과 병 원 Dental hospital						
	청 구 건 수 Claims	입내원일수 Visits	요양급여일수 Reimbursed days	원외처방횟수 Prescription times	원외처방일수 Prescription days	진 료 비 Medical Expenses	금 여 비 Benefit
계 Total	4,630,373	4,584,884	4,595,481	928,178	5,406,830	342,551,410	216,617,867
0 ~ 5,000 원 KRW	14,766	14,766	14,779	8,649	45,895	16,016	10,201
5,001 ~ 6,000	1,882	1,882	1,882	565	3,477	10,838	6,740
6,001 ~ 7,000	2,417	2,417	2,417	81	1,104	15,418	9,596
7,001 ~ 8,000	766	766	766	98	2,715	5,701	3,589
8,001 ~ 9,000	892	892	896	280	3,401	7,756	4,746
9,001 ~ 10,000	1,271	1,271	1,271	333	1,494	11,944	7,345
10,001 ~ 12,000	110,892	110,892	110,925	30,075	188,298	1,264,258	771,411
12,001 ~ 14,000	254,354	254,354	254,425	21,127	139,176	3,381,816	2,058,425
14,001 ~ 16,000	110,273	110,273	110,492	9,765	57,764	1,693,431	1,028,992
16,001 ~ 18,000	177,937	177,937	178,255	23,658	139,147	2,983,210	1,836,402
18,001 ~ 20,000	69,712	69,712	70,046	4,964	29,503	1,330,062	810,921
20,001 ~ 22,000	168,333	168,333	168,595	22,652	217,572	3,535,368	2,155,945
22,001 ~ 24,000	212,518	212,518	212,821	35,620	551,430	5,009,846	3,103,132
24,001 ~ 26,000	120,997	120,997	121,229	15,840	103,417	3,059,614	1,877,289
26,001 ~ 28,000	130,833	130,833	131,100	25,618	119,336	3,497,206	2,133,228
28,001 ~ 30,000	108,013	108,013	108,320	24,961	138,435	3,130,893	1,906,086
30,001 ~ 32,000	297,493	297,493	297,881	38,260	176,472	9,205,729	5,594,574
32,001 ~ 34,000	75,152	75,152	75,494	17,963	100,467	2,484,396	1,520,855
34,001 ~ 36,000	125,465	125,465	125,685	21,776	109,717	4,414,588	2,694,747
36,001 ~ 38,000	70,427	70,427	70,726	13,619	76,965	2,606,156	1,586,226
38,001 ~ 40,000	72,799	72,799	73,062	17,476	89,422	2,845,984	1,743,073
40,001 ~ 42,000	83,205	83,205	83,458	18,463	109,343	3,401,529	2,067,046
42,001 ~ 44,000	92,785	92,785	93,023	20,700	203,041	3,981,127	2,435,642
44,001 ~ 46,000	82,529	82,529	82,728	21,354	132,793	3,707,699	2,261,947
46,001 ~ 48,000	58,968	58,968	59,187	18,270	77,069	2,780,139	1,691,497
48,001 ~ 50,000	71,792	71,792	71,988	21,177	110,407	3,516,861	2,139,158
50,001 ~ 52,000	52,087	52,087	52,335	13,013	56,904	2,652,250	1,617,439
52,001 ~ 54,000	89,865	89,865	90,037	14,441	67,699	4,783,025	2,901,251
54,001 ~ 56,000	59,730	59,730	59,850	12,454	57,625	3,284,662	2,000,328
56,001 ~ 58,000	70,256	70,256	70,339	11,129	65,569	4,008,624	2,427,707
58,001 ~ 60,000	182,653	182,653	182,778	12,437	56,975	10,756,792	6,504,486
60,001 ~ 62,000	46,616	46,616	46,724	8,735	48,028	2,848,001	1,741,338
62,001 ~ 64,000	80,185	80,185	80,274	11,461	62,790	5,056,464	3,052,771
64,001 ~ 66,000	43,016	43,016	43,118	8,677	41,469	2,797,900	1,696,513
66,001 ~ 68,000	50,011	50,011	50,137	10,250	51,093	3,356,641	2,040,453
68,001 ~ 70,000	74,578	74,578	74,634	10,433	45,395	5,147,415	3,120,744
70,001 ~ 72,000	53,471	53,471	53,553	8,328	38,845	3,799,976	2,302,791
72,001 ~ 74,000	159,441	159,441	159,533	13,893	60,340	11,677,801	7,047,596
74,001 ~ 76,000	40,736	40,736	40,789	7,495	33,293	3,055,899	1,889,927
76,001 ~ 78,000	55,478	55,478	55,560	8,256	41,628	4,282,590	2,585,673
78,001 ~ 80,000	34,312	34,312	34,420	7,370	31,362	2,709,742	1,659,879
80,001 ~ 82,000	31,220	31,220	31,347	6,855	32,027	2,530,011	1,529,945
82,001 ~ 84,000	32,149	32,149	32,337	6,633	30,016	2,664,585	1,611,281
84,001 ~ 86,000	34,489	34,489	34,572	7,167	32,603	2,937,173	1,788,950
86,001 ~ 88,000	39,450	39,450	39,525	9,991	42,039	3,441,255	2,078,068
88,001 ~ 90,000	55,029	55,029	55,215	11,660	45,766	4,869,398	2,937,920
90,001 ~ 92,000	26,497	26,497	26,580	7,519	35,364	2,409,320	1,456,831
92,001 ~ 94,000	28,969	28,969	29,077	6,461	26,523	2,689,296	1,628,632
94,001 ~ 96,000	26,136	26,136	26,178	6,301	33,995	2,479,643	1,499,839
96,001 ~ 98,000	23,121	23,121	23,179	6,308	33,048	2,244,127	1,367,860
98,001 ~ 100,000	20,058	20,058	20,198	5,430	27,094	1,985,806	1,204,443
100,001 이상 and over	658,860	658,860	661,073	251,587	1,331,862	165,642,362	108,160,242
기타 other	45,489	-	668	10,550	49,618	10,543,068	7,306,147

주 : 1) 심사일 기준 2) 기타 : 내원일수가 '0'인 건

크기별 심사실적(외래) <계속>

per Visit(Outpatient) <Cont'd>

(단위 : 건, 일, 회, 천원)
Unit : Claim, Day, Time, KRW 1,000

치 과 의 원 Dental clinic						
청 구 건 수 Claims	입내원일수 Visits	요양급여일수 Reimbursed days	원외처방횟수 Prescription times	원외처방일수 Prescription days	진 료 비 Medical Expenses	금 여 비 Benefit
78,069,341	77,326,070	77,379,032	15,104,013	55,734,925	5,443,299,359	3,859,578,140
173,224	173,224	173,523	81,906	320,541	156,512	66,576
11,837	11,837	11,914	9,865	47,837	61,291	43,682
3,350	3,350	3,367	455	1,797	21,857	16,379
3,778	3,778	3,784	883	3,402	27,944	21,016
13,106	13,106	13,132	4,854	29,703	112,772	91,196
19,401	19,401	19,503	5,269	19,998	180,606	146,369
3,832,194	3,832,194	3,832,523	919,815	3,761,821	42,347,524	32,483,612
3,628,104	3,628,104	3,629,272	442,880	1,696,753	45,133,501	34,152,067
4,636,943	4,636,943	4,638,685	805,325	3,170,504	69,819,539	52,840,460
1,797,175	1,797,175	1,799,327	129,903	476,057	30,305,830	22,972,141
3,391,532	3,391,532	3,392,938	473,960	1,723,926	65,061,567	48,767,047
1,378,732	1,378,732	1,380,305	144,335	577,044	28,963,335	21,343,777
1,540,274	1,540,274	1,541,415	197,279	700,706	35,624,089	25,924,910
2,186,660	2,186,660	2,187,858	459,328	1,600,392	54,181,332	39,190,845
1,708,916	1,708,916	1,710,222	465,427	1,719,915	45,972,070	32,483,989
4,489,617	4,489,617	4,491,006	896,060	3,303,445	130,709,993	91,982,970
1,325,297	1,325,297	1,327,075	429,409	1,509,132	41,236,570	29,107,182
2,664,176	2,664,176	2,665,887	532,800	1,890,474	88,264,520	62,398,069
1,221,829	1,221,829	1,223,802	320,700	1,100,202	42,804,178	30,234,281
1,580,141	1,580,141	1,581,808	391,832	1,335,681	58,655,226	41,522,180
1,264,341	1,264,341	1,265,549	332,064	1,139,702	49,159,911	34,644,874
1,071,950	1,071,950	1,073,295	271,856	929,270	43,963,204	31,083,589
1,304,696	1,304,696	1,306,173	277,648	990,183	55,919,992	39,529,058
1,290,672	1,290,672	1,291,994	441,919	1,528,473	58,115,656	40,996,181
1,151,416	1,151,416	1,152,684	312,585	1,098,036	54,184,666	38,200,658
1,142,254	1,142,254	1,143,332	224,000	775,988	55,787,056	39,449,861
1,616,527	1,616,527	1,617,576	257,745	902,024	82,274,338	57,857,702
949,756	949,756	950,725	207,182	721,064	50,362,108	35,659,874
3,844,989	3,844,989	3,846,186	267,446	936,879	213,698,738	150,296,824
835,322	835,322	836,200	175,174	621,656	47,590,225	33,659,331
1,176,056	1,176,056	1,176,820	167,218	590,047	69,323,612	48,766,206
1,691,983	1,691,983	1,692,857	192,983	702,010	102,627,318	72,171,509
711,796	711,796	712,564	134,313	473,289	44,824,074	31,629,671
1,211,204	1,211,204	1,211,829	199,497	710,138	78,601,561	55,280,008
686,174	686,174	686,857	132,966	469,251	45,960,521	32,373,145
3,011,473	3,011,473	3,011,986	308,877	1,097,912	209,313,996	146,887,257
723,363	723,363	724,090	123,566	435,441	51,393,487	36,232,525
768,522	768,522	769,147	122,087	436,109	56,009,727	39,464,058
1,110,375	1,110,375	1,111,077	154,617	550,792	82,745,524	58,518,082
540,834	540,834	541,262	102,665	363,304	41,671,137	29,355,880
604,132	604,132	604,584	114,172	407,248	47,633,632	33,697,532
618,398	618,398	618,789	116,760	413,575	50,147,154	35,703,408
1,449,327	1,449,327	1,449,752	264,321	941,418	121,101,164	85,113,088
514,142	514,142	514,618	145,121	528,852	43,758,239	30,974,014
459,924	459,924	460,490	118,250	425,317	40,008,882	28,169,169
684,564	684,564	685,110	140,906	501,529	60,685,526	42,730,449
384,401	384,401	384,792	93,966	339,614	34,957,546	24,607,140
415,599	415,599	415,942	99,326	356,338	38,631,725	27,225,398
424,520	424,520	424,831	95,276	343,146	40,356,480	28,874,865
374,218	374,218	374,533	94,357	353,354	36,297,463	25,682,294
353,850	353,850	354,271	103,866	372,588	35,042,046	24,790,559
9,333,006	9,333,006	9,340,034	2,434,806	9,600,538	2,456,035,347	1,737,714,922
743,271	-	1,737	164,193	690,510	165,477,051	116,450,262

Note : 1) According to the review result 2) other : claims with 0 visit

제IV-6-2표
Table IV-6-2

내원일당 진료비
Review Records

구 분 Division	보 건 의 료 원 Hospitalized health center						
	청 구 건 수 Claims	입내원일수 Visits	요양급여일수 Reimbursed days	원외처방횟수 Prescription times	원외처방일수 Prescription days	진 료 비 Medical Expenses	금 여 비 Benefit
계 Total	544,150	544,121	2,084,236	344,129	10,547,922	18,432,920	13,722,812
0 ~ 5,000 원 KRW	1,142	1,142	1,784	696	18,324	701	447
5,001 ~ 6,000	1,964	1,964	2,100	1,797	73,521	11,601	8,759
6,001 ~ 7,000	4,701	4,701	4,827	4,443	176,536	28,854	21,948
7,001 ~ 8,000	175	175	222	83	1,144	1,354	1,045
8,001 ~ 9,000	490	490	577	406	7,140	4,182	3,234
9,001 ~ 10,000	553	553	765	81	506	5,344	4,226
10,001 ~ 12,000	41,812	41,812	46,126	37,661	1,608,094	494,391	405,761
12,001 ~ 14,000	121,571	121,571	124,365	106,987	4,303,569	1,533,056	1,273,554
14,001 ~ 16,000	27,157	27,157	32,690	17,145	417,248	401,276	337,703
16,001 ~ 18,000	58,856	58,856	73,377	44,517	1,061,614	1,002,276	807,739
18,001 ~ 20,000	43,467	43,467	60,416	17,709	223,065	820,136	680,286
20,001 ~ 22,000	23,115	23,115	44,197	11,285	208,000	484,253	371,462
22,001 ~ 24,000	21,763	21,763	47,373	8,651	90,111	504,133	386,194
24,001 ~ 26,000	17,935	17,935	40,386	7,531	119,912	447,109	331,360
26,001 ~ 28,000	17,178	17,178	44,272	10,050	282,980	464,779	348,438
28,001 ~ 30,000	9,882	9,882	30,028	3,871	75,844	286,345	208,438
30,001 ~ 32,000	7,364	7,364	32,950	3,216	66,675	227,944	163,444
32,001 ~ 34,000	7,265	7,265	28,676	3,432	79,743	239,269	175,295
34,001 ~ 36,000	4,665	4,665	27,835	1,995	26,769	163,727	120,635
36,001 ~ 38,000	3,999	3,999	28,050	1,395	20,434	148,016	105,760
38,001 ~ 40,000	3,792	3,792	28,426	1,503	29,494	147,927	106,272
40,001 ~ 42,000	5,786	5,786	25,195	3,386	78,841	237,659	183,770
42,001 ~ 44,000	6,111	6,111	24,494	3,993	132,341	262,058	200,459
44,001 ~ 46,000	5,759	5,759	25,035	2,917	51,254	259,263	185,387
46,001 ~ 48,000	3,703	3,703	19,120	1,779	24,677	174,096	126,762
48,001 ~ 50,000	4,936	4,936	28,801	2,663	31,229	242,615	172,227
50,001 ~ 52,000	5,386	5,386	31,859	2,923	35,968	275,773	195,866
52,001 ~ 54,000	5,238	5,238	23,420	3,097	38,831	278,730	197,891
54,001 ~ 56,000	6,220	6,220	26,039	3,358	84,865	341,472	243,321
56,001 ~ 58,000	6,736	6,736	36,534	3,851	59,567	382,426	271,048
58,001 ~ 60,000	3,995	3,995	20,583	2,025	54,114	236,034	167,894
60,001 ~ 62,000	5,564	5,564	24,127	2,979	116,460	340,141	246,903
62,001 ~ 64,000	3,776	3,776	20,804	1,938	66,382	238,065	169,135
64,001 ~ 66,000	3,891	3,891	24,212	1,812	58,532	252,634	178,609
66,001 ~ 68,000	3,219	3,219	19,298	1,707	77,249	214,962	152,338
68,001 ~ 70,000	3,214	3,214	28,252	1,368	58,522	221,299	156,483
70,001 ~ 72,000	2,205	2,205	20,380	996	29,660	156,348	111,205
72,001 ~ 74,000	1,872	1,872	21,328	787	20,498	136,528	96,582
74,001 ~ 76,000	1,636	1,636	20,538	743	19,437	122,756	87,508
76,001 ~ 78,000	2,565	2,565	38,493	638	16,346	198,042	139,672
78,001 ~ 80,000	1,464	1,464	27,342	584	12,907	115,627	81,974
80,001 ~ 82,000	1,486	1,486	21,551	700	20,156	120,451	85,576
82,001 ~ 84,000	1,929	1,929	36,510	1,004	38,765	160,117	114,090
84,001 ~ 86,000	1,241	1,241	26,917	466	11,180	105,593	74,921
86,001 ~ 88,000	1,151	1,151	19,469	363	10,328	100,164	71,364
88,001 ~ 90,000	1,013	1,013	31,258	327	9,578	90,189	63,805
90,001 ~ 92,000	1,086	1,086	20,896	387	14,399	98,748	69,742
92,001 ~ 94,000	1,006	1,006	19,395	294	7,008	93,396	65,969
94,001 ~ 96,000	958	958	20,290	352	10,890	91,059	64,733
96,001 ~ 98,000	842	842	14,006	271	5,807	81,757	58,146
98,001 ~ 100,000	807	807	17,636	297	7,668	79,857	56,784
100,001 이상 and over	30,480	30,480	651,012	11,670	453,740	5,307,964	3,770,350
기타 other	29	-	-	-	-	426	298

주 : 1) 심사일 기준 2) 기타 : 내원일수가 '0'인 건

크기별 심사실적(외래) <계속>

per Visit(Outpatient) <Cont'd>

(단위 : 건, 일, 회, 천원)
Unit : Claim, Day, Time, KRW 1,000

보 건 소 Health center						
청 구 건 수 Claims	입내원일수 Visits	요양급여일수 Reimbursed days	원외처방횟수 Prescription times	원외처방일수 Prescription days	진 료 비 Medical Expenses	금 여 비 Benefit
1,662,804	1,662,804	2,115,474	819,696	47,207,486	9,839,860	8,297,013
196,584	196,584	196,596	33	916	293,873	197,470
1,232,519	1,232,519	1,233,405	809,068	46,877,611	7,097,025	6,236,261
296	296	296	99	322	1,886	1,574
158,559	158,559	158,804	10,268	320,528	1,152,306	909,386
7,227	7,227	17,177	5	96	62,714	51,279
18,933	18,933	56,526	45	544	188,295	154,774
3,930	3,930	12,647	34	1,030	43,467	38,069
16,793	16,793	80,114	-	-	226,341	160,334
1,601	1,601	9,361	3	95	24,133	17,035
16,267	16,267	113,862	2	37	286,377	202,296
505	505	3,912	14	303	9,479	6,655
912	912	9,044	-	-	19,746	13,998
2,487	2,487	24,885	2	20	57,248	40,324
145	145	1,698	-	-	3,639	2,563
106	106	1,425	-	-	2,912	2,084
1,853	1,853	26,182	1	60	53,885	38,265
504	504	7,527	6	190	15,533	11,008
74	74	1,133	2	105	2,394	1,677
6	6	105	-	-	209	147
13	13	240	-	-	481	337
155	155	3,106	-	-	6,025	4,317
291	291	5,932	1	10	11,738	8,300
18	18	386	-	-	772	541
5	5	116	-	-	225	158
43	43	1,067	1	23	2,054	1,441
96	96	2,401	-	-	4,724	3,312
3	3	79	-	-	153	107
85	85	2,379	-	-	4,515	3,165
428	428	12,764	-	-	23,820	16,833
403	403	12,089	6	180	22,963	16,321
571	571	17,142	30	960	33,289	25,016
22	22	690	-	-	1,329	931
3	3	99	-	-	188	150
2	2	68	-	-	130	91
46	46	1,611	-	-	3,083	2,159
1	1	36	-	-	69	48
3	3	113	-	-	212	148
8	8	318	-	-	587	411
23	23	922	-	-	1,727	1,232
4	4	167	-	-	310	217
-	-	-	-	-	-	-
1	1	45	-	-	82	57
4	4	177	-	-	332	232
10	10	450	-	-	845	618
1	1	46	-	-	86	60
2	2	100	-	-	179	125
6	6	300	-	-	547	383
6	6	300	-	-	560	392
-	-	-	-	-	-	-
-	-	-	-	-	-	-
-	-	-	-	-	-	-
1,250	1,250	97,632	76	4,456	177,375	124,707
-	-	-	-	-	-	-

Note : 1) According to the review result 2) other : claims with 0 visit

제IV-6-2표
Table IV-6-2

내원일당 진료비
Review Records

구 분 Division	보 건 지 소 Health subcenter						
	청 구 건 수 Claims	입내원일수 Visits	요양급여일수 Reimbursed days	원외처방횟수 Prescription times	원외처방일수 Prescription days	진 료 비 Medical Expenses	금 여 비 Benefit
계 Total	1,489,042	1,489,042	27,860,505	255,897	13,817,061	54,823,326	39,438,942
0 ~ 5,000 원 KRW	125,352	125,352	125,579	20,459	1,082,960	269,209	206,485
5,001 ~ 6,000	553,646	553,646	554,236	227,612	12,532,158	3,023,420	2,566,590
6,001 ~ 7,000	61,417	61,417	61,417	4,703	111,627	405,829	328,830
7,001 ~ 8,000	7,284	7,284	7,515	537	15,568	53,097	42,636
8,001 ~ 9,000	11,312	11,312	25,721	225	2,312	96,572	83,398
9,001 ~ 10,000	12,013	12,013	36,133	6	102	119,446	98,219
10,001 ~ 12,000	160,196	160,196	497,479	638	7,190	1,677,014	1,528,800
12,001 ~ 14,000	77,435	77,435	368,403	315	3,346	1,035,117	732,434
14,001 ~ 16,000	4,471	4,471	25,820	7	35	68,584	48,722
16,001 ~ 18,000	42,572	42,572	298,105	136	1,902	737,966	523,782
18,001 ~ 20,000	2,846	2,846	22,134	11	232	53,958	38,077
20,001 ~ 22,000	2,705	2,705	26,443	9	296	58,501	41,272
22,001 ~ 24,000	14,245	14,245	142,459	36	856	322,894	228,470
24,001 ~ 26,000	555	555	6,116	-	-	13,697	9,709
26,001 ~ 28,000	839	839	10,269	4	189	22,162	15,637
28,001 ~ 30,000	8,890	8,890	124,691	19	386	261,917	185,228
30,001 ~ 32,000	8,972	8,972	134,465	31	883	279,998	198,172
32,001 ~ 34,000	331	331	5,189	2	36	10,902	7,643
34,001 ~ 36,000	116	116	1,987	1	60	4,043	2,836
36,001 ~ 38,000	87	87	1,577	1	18	3,188	2,270
38,001 ~ 40,000	623	623	12,415	-	-	24,206	16,994
40,001 ~ 42,000	4,149	4,149	83,691	8	75	167,280	118,108
42,001 ~ 44,000	101	101	2,215	1	30	4,387	3,091
44,001 ~ 46,000	138	138	3,196	-	-	6,239	4,391
46,001 ~ 48,000	180	180	4,361	-	-	8,486	5,947
48,001 ~ 50,000	236	236	5,904	1	25	11,536	8,146
50,001 ~ 52,000	70	70	1,831	-	-	3,546	2,487
52,001 ~ 54,000	503	503	14,008	3	43	26,435	18,616
54,001 ~ 56,000	11,776	11,776	346,827	38	963	652,657	459,725
56,001 ~ 58,000	79,159	79,159	2,374,773	246	5,808	4,556,709	3,209,981
58,001 ~ 60,000	821	821	24,742	7	315	48,384	34,116
60,001 ~ 62,000	114	114	3,653	1	10	6,961	4,876
62,001 ~ 64,000	66	66	2,181	-	-	4,147	2,925
64,001 ~ 66,000	82	82	2,818	-	-	5,297	3,752
66,001 ~ 68,000	250	250	8,779	1	35	16,595	11,639
68,001 ~ 70,000	163	163	5,916	-	-	11,179	7,871
70,001 ~ 72,000	39	39	1,484	-	-	2,786	1,953
72,001 ~ 74,000	110	110	4,356	-	-	8,043	5,661
74,001 ~ 76,000	685	685	27,409	4	110	51,414	36,116
76,001 ~ 78,000	87	87	3,608	1	5	6,666	4,696
78,001 ~ 80,000	124	124	5,216	1	5	9,745	6,853
80,001 ~ 82,000	320	320	14,298	-	-	26,009	18,244
82,001 ~ 84,000	4,071	4,071	183,160	2	135	341,164	239,470
84,001 ~ 86,000	76	76	3,482	-	-	6,487	4,546
86,001 ~ 88,000	46	46	2,170	-	-	4,007	2,809
88,001 ~ 90,000	171	171	8,278	1	1	15,252	10,736
90,001 ~ 92,000	98	98	4,842	1	49	8,908	6,267
92,001 ~ 94,000	473	473	23,654	3	150	43,775	30,893
94,001 ~ 96,000	44	44	2,269	-	-	4,160	2,915
96,001 ~ 98,000	135	135	7,119	-	-	13,124	9,192
98,001 ~ 100,000	65	65	3,521	-	-	6,461	4,556
100,001 이상 and over	288,783	288,783	22,192,591	826	49,146	40,203,766	28,252,162
기타 other	-	-	-	-	-	-	-

주 : 1) 심사일 기준 2) 기타 : 내원일수가 '0'인 건

크기별 심사실적(외래) <계속>

per Visit(Outpatient) <Cont'd>

(단위 : 건, 일, 회, 천원)
Unit : Claim, Day, Time, KRW 1,000

보 건 진 료 소 Primary health care post						
청 구 건 수 Claims	입내원일수 Visits	요양급여일수 Reimbursed days	원외처방횟수 Prescription times	원외처방일수 Prescription days	진 료 비 Medical Expenses	금 여 비 Benefit
2,563,345	2,563,868	23,510,277	-	-	46,106,163	36,450,119
63,818	63,821	66,255	-	-	232,522	176,377
98,834	98,838	98,838	-	-	517,030	430,443
19,033	19,033	38,066	-	-	129,332	112,464
134	134	402	-	-	1,052	931
644,490	644,525	1,933,575	-	-	5,387,192	4,813,581
72,778	72,782	291,128	-	-	722,103	657,297
1,088,485	1,088,913	5,444,565	-	-	12,514,610	11,543,774
12,041	12,044	72,271	-	-	157,203	111,178
24,348	24,348	170,529	-	-	356,272	254,223
2,549	2,549	22,263	-	-	44,234	31,292
47,608	47,608	476,080	-	-	920,008	649,900
91	91	1,035	-	-	1,939	1,364
463	463	5,560	-	-	10,426	7,330
1,556	1,556	21,725	-	-	39,747	28,027
22,487	22,487	337,305	-	-	610,599	431,710
89	89	1,430	-	-	2,565	1,799
138	138	2,433	-	-	4,325	3,053
168	168	3,193	-	-	5,615	3,939
5,349	5,350	107,023	-	-	187,236	131,986
343	343	7,221	-	-	12,578	8,858
582	582	13,245	-	-	22,923	16,162
109	109	2,635	-	-	4,487	3,145
389	389	9,732	-	-	16,699	11,718
66	66	1,717	-	-	2,937	2,072
8,908	8,908	249,285	-	-	422,951	297,922
37,840	37,858	1,135,686	-	-	1,872,818	1,316,936
387,101	387,128	11,613,876	-	-	19,654,497	13,819,289
318	318	10,001	-	-	16,852	11,838
91	91	3,015	-	-	5,043	3,534
87	87	2,988	-	-	4,965	3,495
471	471	16,491	-	-	27,610	19,403
87	87	3,176	-	-	5,302	3,771
23	23	875	-	-	1,457	1,041
77	77	3,076	-	-	4,988	3,494
634	634	25,360	-	-	42,142	29,545
38	38	1,591	-	-	2,637	1,849
2	2	86	-	-	142	121
45	45	2,018	-	-	3,261	2,284
453	453	20,387	-	-	33,670	23,635
1	1	47	-	-	77	54
5	5	240	-	-	395	277
5	5	249	-	-	401	281
100	100	5,006	-	-	8,226	5,763
2	2	105	-	-	170	119
4	4	212	-	-	348	244
21	21	1,172	-	-	1,873	1,312
314	314	17,572	-	-	28,740	20,169
3	3	173	-	-	280	196
1,996	1,996	119,752	-	-	190,356	133,729
18,002	18,002	1,080,119	-	-	1,761,854	1,238,703
7	7	427	-	-	696	487
762	762	69,066	-	-	110,775	78,002
-	-	-	-	-	-	-

Note : 1) According to the review result 2) other : claims with 0 visit

제IV-6-2표
Table IV-6-2

내원일당 진료비
Review Records

구 분 Division	한 방 병 원 Korean medicine hospital						
	청 구 건 수 Claims	입내원일수 Visits	요양급여일수 Reimbursed days	원외처방횟수 Prescription times	원외처방일수 Prescription days	진 료 비 Medical Expenses	금 여 비 Benefit
계 Total	3,864,517	3,863,732	4,872,580	145,285	2,519,940	145,255,486	88,829,864
0 ~ 5,000 원 KRW	153,751	153,751	157,152	11,231	168,931	600,646	391,772
5,001 ~ 6,000	45,293	45,293	47,013	721	14,242	259,092	163,937
6,001 ~ 7,000	57,866	57,866	59,473	689	6,174	380,070	236,512
7,001 ~ 8,000	5,395	5,395	6,906	2,180	85,152	39,552	25,712
8,001 ~ 9,000	2,783	2,783	5,164	132	1,885	23,665	14,687
9,001 ~ 10,000	22,690	22,690	24,366	2,026	28,436	219,362	147,882
10,001 ~ 12,000	104,536	104,536	108,268	953	5,951	1,131,519	705,111
12,001 ~ 14,000	36,109	36,109	40,306	878	5,094	480,641	296,471
14,001 ~ 16,000	216,433	216,433	227,043	49,183	1,278,322	3,174,016	2,324,833
16,001 ~ 18,000	59,613	59,613	71,574	5,068	57,789	1,016,735	646,896
18,001 ~ 20,000	154,362	154,362	170,267	21,942	376,261	3,042,936	2,406,544
20,001 ~ 22,000	169,623	169,623	192,047	6,967	67,665	3,521,986	2,181,390
22,001 ~ 24,000	96,781	96,781	116,039	3,904	32,936	2,224,046	1,376,464
24,001 ~ 26,000	86,291	86,291	110,749	2,920	28,349	2,151,566	1,341,887
26,001 ~ 28,000	130,554	130,554	156,834	2,895	19,494	3,538,564	2,203,318
28,001 ~ 30,000	103,483	103,483	127,036	2,500	21,019	3,004,762	1,866,809
30,001 ~ 32,000	206,626	206,626	233,905	2,658	20,671	6,426,593	3,987,478
32,001 ~ 34,000	184,769	184,769	213,073	2,242	15,801	6,078,320	3,812,126
34,001 ~ 36,000	212,149	212,149	239,052	2,437	19,493	7,482,175	4,628,704
36,001 ~ 38,000	204,703	204,703	238,212	2,031	13,118	7,544,108	4,714,543
38,001 ~ 40,000	134,286	134,286	169,720	2,496	14,775	5,250,357	3,288,948
40,001 ~ 42,000	204,849	204,849	240,279	1,458	9,317	8,358,965	5,157,011
42,001 ~ 44,000	125,337	125,337	164,926	1,184	9,304	5,386,582	3,310,927
44,001 ~ 46,000	215,638	215,638	254,203	1,076	9,161	9,721,376	5,992,282
46,001 ~ 48,000	109,134	109,134	146,694	1,123	8,700	5,114,416	3,141,879
48,001 ~ 50,000	101,498	101,498	140,813	1,006	9,895	4,988,817	3,080,088
50,001 ~ 52,000	72,771	72,771	111,731	697	5,967	3,690,179	2,257,914
52,001 ~ 54,000	49,711	49,711	84,503	714	7,049	2,630,417	1,598,570
54,001 ~ 56,000	61,820	61,820	96,557	602	4,551	3,389,110	2,059,987
56,001 ~ 58,000	30,520	30,520	60,584	533	5,882	1,741,738	1,041,550
58,001 ~ 60,000	31,561	31,561	63,855	394	5,138	1,866,261	1,122,408
60,001 ~ 62,000	23,393	23,393	48,070	343	4,855	1,427,803	838,470
62,001 ~ 64,000	19,186	19,186	41,682	407	5,769	1,209,239	712,388
64,001 ~ 66,000	25,345	25,345	44,116	385	5,418	1,652,656	951,548
66,001 ~ 68,000	25,406	25,406	43,108	542	9,377	1,704,514	983,317
68,001 ~ 70,000	24,217	24,217	37,594	257	3,908	1,677,670	975,013
70,001 ~ 72,000	38,953	38,953	52,334	294	6,702	2,760,314	1,576,904
72,001 ~ 74,000	15,285	15,285	28,203	216	3,641	1,114,598	628,164
74,001 ~ 76,000	26,302	26,302	38,647	249	6,903	1,971,753	1,111,459
76,001 ~ 78,000	13,682	13,682	24,138	250	5,471	1,054,811	589,144
78,001 ~ 80,000	18,013	18,013	27,955	185	3,184	1,423,621	775,834
80,001 ~ 82,000	14,932	14,932	24,053	452	8,271	1,206,704	655,820
82,001 ~ 84,000	24,858	24,858	33,113	421	6,333	2,062,624	1,077,995
84,001 ~ 86,000	28,681	28,681	36,679	230	3,732	2,429,465	1,287,405
86,001 ~ 88,000	42,272	42,272	49,996	252	3,952	3,690,597	1,898,441
88,001 ~ 90,000	35,311	35,311	41,719	157	3,019	3,142,132	1,655,686
90,001 ~ 92,000	20,344	20,344	27,806	172	3,189	1,857,101	954,975
92,001 ~ 94,000	16,573	16,573	22,575	146	2,171	1,536,320	780,036
94,001 ~ 96,000	9,966	9,966	15,738	134	1,923	943,023	475,072
96,001 ~ 98,000	9,935	9,935	15,157	167	2,399	963,038	472,268
98,001 ~ 100,000	3,427	3,427	7,828	143	1,633	339,108	173,462
100,001 이상 and over	36,716	36,716	133,682	5,037	71,500	6,593,993	4,722,339
기타 other	785	-	43	6	68	15,833	9,488

주 : 1) 심사일 기준 2) 기타 : 내원일수가 '0'인 건

크기별 심사실적(외래) <계속>

per Visit(Outpatient) <Cont'd>

(단위 : 건, 일, 회, 천원)
Unit : Claim, Day, Time, KRW 1,000

한 의 원 Korean medicine clinic						
청 구 건 수 Claims	입내원일수 Visits	요양급여일수 Reimbursed days	원외처방횟수 Prescription times	원외처방일수 Prescription days	진 료 비 Medical Expenses	금 여 비 Benefit
88,244,787	88,215,620	96,480,776	7	70	2,732,072,039	2,064,937,744
13,071	13,071	30,247	-	-	20,203	14,061
823	823	2,283	-	-	4,472	3,216
1,244	1,244	2,896	-	-	8,133	5,927
914	914	2,404	-	-	6,861	5,020
6,444	6,444	10,029	-	-	56,498	41,612
43,346	43,346	49,631	-	-	399,494	296,743
99,585	99,585	110,638	-	-	1,142,812	878,621
118,331	118,331	170,295	-	-	1,550,326	1,199,393
379,481	379,481	490,932	-	-	5,643,120	4,473,436
714,371	714,371	848,069	-	-	12,154,418	9,806,082
12,821,445	12,821,445	13,009,286	-	-	251,626,478	222,823,840
2,774,640	2,774,640	3,002,453	-	-	58,744,960	43,370,257
3,630,805	3,630,805	3,970,443	-	-	84,494,991	65,836,441
24,076,231	24,076,231	24,759,198	-	-	598,083,158	521,471,540
4,035,373	4,035,373	4,358,580	-	-	108,400,259	77,452,616
7,383,134	7,383,134	7,890,031	-	-	215,362,963	156,873,282
4,397,043	4,397,043	4,739,662	-	-	135,527,618	96,747,390
4,315,615	4,315,615	4,694,429	-	-	142,676,475	101,896,259
3,576,848	3,576,848	3,947,314	-	-	124,673,071	89,748,948
2,511,201	2,511,201	2,890,112	-	-	92,916,731	66,688,389
3,074,959	3,074,959	3,446,269	-	-	119,756,441	86,710,002
1,915,225	1,915,225	2,266,915	-	-	78,514,022	56,648,873
2,242,998	2,242,998	2,592,075	-	-	96,557,385	69,965,018
1,239,048	1,239,048	1,538,942	-	-	55,730,921	40,313,434
1,256,712	1,256,712	1,543,384	-	-	59,180,029	43,321,039
1,019,830	1,019,830	1,276,099	-	-	49,921,573	36,032,625
709,800	709,800	941,260	-	-	36,111,239	25,666,875
718,950	718,950	914,792	-	-	38,030,363	26,551,177
536,796	536,796	710,491	-	-	29,361,245	20,237,481
547,922	547,922	696,699	-	-	31,219,082	21,397,639
379,080	379,080	504,359	-	-	22,321,454	14,756,656
300,364	300,364	414,988	-	-	18,339,120	12,135,834
333,794	333,794	426,893	-	-	21,009,097	13,462,754
232,723	232,723	314,441	-	-	15,143,308	9,421,761
307,070	307,070	379,723	-	-	20,587,068	12,877,732
219,848	219,848	283,714	-	-	15,178,087	9,263,225
273,483	273,483	329,923	-	-	19,418,543	11,584,723
200,575	200,575	249,223	-	-	14,636,711	8,762,915
210,777	210,777	257,452	-	-	15,793,049	8,767,287
170,192	170,192	223,881	-	-	13,093,594	7,674,605
209,596	209,596	258,426	-	-	16,551,414	9,005,622
153,617	153,617	190,251	-	-	12,447,175	7,185,467
174,362	174,362	218,429	-	-	14,499,847	7,634,449
113,207	113,207	148,734	-	-	9,621,345	5,264,405
115,693	115,693	150,867	-	-	10,074,268	5,290,207
93,962	93,962	123,615	-	-	8,342,799	4,409,351
80,239	80,239	107,056	-	-	7,292,309	3,854,889
74,107	74,107	99,203	-	-	6,883,970	3,641,450
116,872	116,872	138,024	-	-	11,092,079	5,779,424
106,941	106,941	127,201	-	-	10,418,898	5,450,445
59,642	59,642	79,054	-	-	5,905,866	3,614,903
127,291	127,291	269,491	-	-	13,707,187	7,700,321
29,167	-	279,970	7	70	1,839,512	922,084

Note : 1) According to the review result 2) other : claims with - visit

제Ⅳ-7표
Table IV-7

진료내역 항목별
Review Records

구 분 Division		계 Total	진찰료 Consultation	입원료 Admission	투약료 Medication	주사료 Injection	마취료 Anesthesia
계 Total	계 Total	86,251,079,497 (100.00)	15,126,962,307 (17.54)	9,832,571,718 (11.40)	1,768,680,578 (2.05)	7,099,956,100 (8.23)	3,229,379,356 (3.74)
	입원 Inpatient	39,508,665,980 (100.00)	2,098,661,703 (5.31)	9,832,571,718 (24.89)	618,638,188 (1.57)	3,328,105,414 (8.42)	761,375,776 (1.93)
	외래 Outpatient	46,742,413,516 (100.00)	13,028,300,604 (27.87)	- (-)	1,150,042,390 (2.46)	3,771,850,686 (8.07)	2,468,003,580 (5.28)
상급 종합병원 Tertiary hospital	소계 Subtotal	21,667,883,375 (100.00)	1,960,092,272 (9.05)	2,560,795,498 (11.82)	717,229,631 (3.31)	3,397,357,289 (15.68)	350,583,823 (1.62)
	입원 Inpatient	13,801,065,734 (100.00)	919,240,366 (6.66)	2,560,795,498 (18.56)	218,812,789 (1.59)	1,732,183,125 (12.55)	333,023,261 (2.41)
	외래 Outpatient	7,866,817,641 (100.00)	1,040,851,906 (13.23)	- (-)	498,416,842 (6.34)	1,665,174,164 (21.17)	17,560,562 (0.22)
중 합 병 원 General hospital	소계 Subtotal	18,526,377,319 (100.00)	2,038,422,822 (11.00)	3,389,698,643 (18.30)	478,475,092 (2.58)	1,791,630,024 (9.67)	221,151,313 (1.19)
	입원 Inpatient	12,097,017,166 (100.00)	839,621,794 (6.94)	3,389,698,643 (28.02)	202,834,605 (1.68)	1,093,978,433 (9.04)	186,248,776 (1.54)
	외래 Outpatient	6,429,360,153 (100.00)	1,198,801,028 (18.65)	- (-)	275,640,486 (4.29)	697,651,591 (10.85)	34,902,537 (0.54)
병 원 Hospital	소계 Subtotal	15,478,804,990 (100.00)	1,247,677,895 (8.06)	3,670,218,194 (23.71)	267,757,430 (1.73)	723,246,967 (4.67)	351,336,914 (2.27)
	입원 Inpatient	11,933,111,117 (100.00)	323,947,978 (2.71)	3,670,218,194 (30.76)	182,574,525 (1.53)	457,523,886 (3.83)	189,879,727 (1.59)
	외래 Outpatient	3,545,693,873 (100.00)	923,729,917 (26.05)	- (-)	85,182,904 (2.40)	265,723,081 (7.49)	161,457,186 (4.55)
의 원 Clinic	소계 Subtotal	24,649,574,494 (100.00)	8,821,133,706 (35.79)	209,650,883 (0.85)	302,395,207 (1.23)	1,184,513,823 (4.81)	2,184,428,087 (8.86)
	입원 Inpatient	1,664,085,683 (100.00)	15,499,436 (0.93)	209,650,883 (12.60)	14,252,674 (0.86)	43,466,362 (2.61)	50,294,783 (3.02)
	외래 Outpatient	22,985,488,811 (100.00)	8,805,634,270 (38.31)	- (-)	288,142,533 (1.25)	1,141,047,461 (4.96)	2,134,133,304 (9.28)
치 과 병 원 Dental hospital	소계 Subtotal	354,746,568 (100.00)	75,307,582 (21.23)	1,756,594 (0.50)	181,181 (0.05)	1,076,814 (0.30)	9,093,396 (2.56)
	입원 Inpatient	12,195,158 (100.00)	339,556 (2.78)	1,756,594 (14.40)	123,996 (1.02)	769,802 (6.31)	1,926,070 (15.79)
	외래 Outpatient	342,551,410 (100.00)	74,968,025 (21.89)	- (-)	57,185 (0.02)	307,011 (0.09)	7,167,326 (2.09)
치 과 의 원 Dental clinic	소계 Subtotal	5,443,342,847 (100.00)	975,571,002 (17.92)	- (0.00)	433,245 (0.01)	375,893 (0.01)	112,679,709 (2.07)
	입원 Inpatient	43,487 (100.00)	14 (0.03)	- (0.00)	1,225 (2.82)	- (0.00)	3,159 (7.26)
	외래 Outpatient	5,443,299,359 (100.00)	975,570,988 (17.92)	- (-)	432,019 (0.01)	375,893 (0.01)	112,676,549 (2.07)
보건기관등 Hospitalized healthcenter	소계 Subtotal	130,349,904 (100.00)	8,757,028 (6.72)	451,906 (0.35)	2,208,794 (1.69)	1,755,290 (1.35)	106,116 (0.08)
	입원 Inpatient	1,147,635 (100.00)	12,558 (1.09)	451,906 (39.38)	38,373 (3.34)	183,805 (16.02)	- (0.00)
	외래 Outpatient	129,202,269 (100.00)	8,744,470 (6.77)	- (-)	2,170,421 (1.68)	1,571,486 (1.22)	106,116 (0.08)

주 1) 2023 년 전산 청구기관의 진료실적을 토대로 추정함(한방, 약국 실적 제외)

2) 병원에는 요양병원, 정신병원 심사실적이 포함되어 있음

3) 보건기관 등엔 조산원, 보건의료원, 보건소, 보건지소, 보건진료소가 포함되어 있음

진료비 심사실적

by Treatment Category

(단위 : 천원, %)
Unit : KRW 1,000, %

이학요법료 Physiotherapy	정신요법료 Psychotherapy	처치및수술료 Treatment & surgery	검사료 Test	영상진단및 방사선치료료 Radiology & radiotherapy	CT 료 CT	MRI 료 MRI	PET 료 PET	기타 Etc.
1,920,003,737 (2.23)	718,431,149 (0.83)	16,480,627,964 (19.11)	15,270,704,421 (17.70)	3,810,681,215 (4.42)	2,231,249,758 (2.59)	1,357,385,565 (1.57)	173,276,514 (0.20)	7,231,169,115 (8.39)
1,156,907,505 (2.93)	140,435,144 (0.36)	7,992,770,896 (20.23)	4,489,561,476 (11.36)	1,213,153,225 (3.07)	752,734,271 (1.91)	520,807,600 (1.32)	67,094,840 (0.17)	6,535,848,224 (16.54)
763,096,232 (1.63)	577,996,004 (1.24)	8,487,857,068 (18.16)	10,781,142,945 (23.07)	2,597,527,991 (5.56)	1,478,515,487 (3.16)	836,577,965 (1.79)	106,181,673 (0.23)	695,320,891 (1.49)
90,367,034 (0.42)	54,129,761 (0.25)	3,935,460,789 (18.16)	4,145,444,787 (19.13)	1,525,589,046 (7.04)	948,084,929 (4.38)	635,675,765 (2.93)	126,836,267 (0.59)	1,220,236,486 (5.62)
62,889,354 (0.46)	16,178,007 (0.12)	3,605,232,050 (26.12)	2,042,855,180 (14.80)	671,357,543 (4.86)	311,922,689 (2.26)	215,322,662 (1.56)	48,001,228 (0.35)	1,063,251,983 (7.71)
27,477,681 (0.35)	37,951,754 (0.48)	330,228,738 (4.20)	2,102,589,607 (26.73)	854,231,503 (10.86)	636,162,240 (8.09)	420,353,103 (5.34)	78,835,038 (1.00)	156,984,503 (1.99)
181,185,760 (0.98)	50,707,931 (0.27)	3,476,896,045 (18.77)	3,629,466,569 (19.59)	867,831,669 (4.68)	870,837,101 (4.70)	543,742,086 (2.93)	41,762,832 (0.23)	944,569,432 (5.09)
126,465,068 (1.05)	9,034,726 (0.07)	2,699,868,183 (22.32)	1,687,260,664 (13.95)	441,747,383 (3.65)	354,025,632 (2.93)	256,804,926 (2.12)	18,661,920 (0.15)	790,766,412 (6.54)
54,720,692 (0.85)	41,673,205 (0.65)	777,027,862 (12.09)	1,942,205,905 (30.21)	426,084,286 (6.63)	516,811,469 (8.04)	286,937,160 (4.46)	23,100,912 (0.36)	153,803,020 (2.39)
1,025,668,176 (6.63)	142,011,005 (0.92)	1,863,987,020 (12.04)	1,624,638,702 (10.50)	306,847,599 (1.98)	222,367,951 (1.44)	116,312,956 (0.75)	1,019,630 (0.01)	3,915,714,552 (25.29)
937,490,127 (7.86)	109,748,068 (0.92)	1,399,407,617 (11.73)	626,729,988 (5.25)	88,804,686 (0.74)	82,720,211 (0.69)	46,834,262 (0.39)	205,275 (0.00)	3,817,026,571 (31.99)
88,178,049 (2.49)	32,262,936 (0.91)	464,579,403 (13.10)	997,908,713 (28.14)	218,042,912 (6.15)	139,647,740 (3.94)	69,478,694 (1.96)	814,354 (0.02)	98,687,980 (2.78)
616,444,357 (2.50)	471,303,858 (1.91)	3,063,365,537 (12.43)	5,803,138,854 (23.54)	743,793,285 (3.02)	150,373,457 (0.61)	61,022,151 (0.25)	3,364,380 (0.01)	1,034,646,908 (4.19)
30,054,091 (1.81)	5,473,863 (0.33)	283,202,259 (17.02)	131,831,013 (7.92)	11,086,395 (0.67)	3,905,766 (0.23)	1,799,253 (0.11)	189,836 (0.01)	863,379,067 (51.88)
586,390,266 (2.55)	465,829,995 (2.03)	2,780,163,278 (12.10)	5,671,307,841 (24.67)	732,706,890 (3.19)	146,467,691 (0.64)	59,222,897 (0.26)	3,174,544 (0.01)	171,267,841 (0.74)
651,970 (0.18)	480 (0.00)	215,005,516 (60.61)	10,096,344 (2.85)	28,264,047 (7.97)	8,473,066 (2.39)	632,607 (0.18)	293,406 (0.08)	3,913,566 (1.10)
60 (0.00)	480 (0.00)	4,971,657 (40.77)	806,417 (6.61)	146,613 (1.20)	147,756 (1.21)	46,497 (0.38)	36,580 (0.30)	1,123,078 (9.21)
651,910 (0.19)	-	210,033,859 (61.31)	9,289,926 (2.71)	28,117,434 (8.21)	8,325,310 (2.43)	586,110 (0.17)	256,826 (0.07)	2,790,488 (0.81)
5,423,981 (0.10)	-	3,924,600,800 (72.10)	55,417,375 (1.02)	337,339,674 (6.20)	30,491,122 (0.56)	- (0.00)	-	1,010,046 (0.02)
-	-	38,770 (89.15)	65 (0.15)	200 (0.46)	54 (0.12)	-	-	-
-	-	-	-	-	-	-	-	(0.00)
5,423,981 (0.10)	-	3,924,562,030 (72.10)	55,417,310 (1.02)	337,339,475 (6.20)	30,491,068 (0.56)	- (0.00)	-	1,010,046 (0.02)
262,457 (0.20)	278,114 (0.21)	1,312,256 (1.01)	2,501,790 (1.92)	1,015,895 (0.78)	622,132 (0.48)	- (0.00)	-	111,078,125 (85.22)
8,805 (0.77)	-	50,360 (4.39)	78,148 (6.81)	10,405 (0.91)	12,163 (1.06)	- (0.00)	-	301,114 (26.24)
253,652 (0.20)	278,114 (0.22)	1,261,897 (0.98)	2,423,643 (1.88)	1,005,490 (0.78)	609,969 (0.47)	-	-	110,777,013 (85.74)

Note : 1) Estimation based on the total medical fee of providers using electronic claim in 2023.

2) Hospital includes review records of healthcare Institute and psychiatric hospitals.

3) Community health agency, etc. include maternity center, county hospital, health center, health center branch, and health post.

제IV-8표
Table IV-8

처방일수별 요양기관
Prescription Times per Prescription day

구 분 Division		계 Total	상급종합병원 Tertiary hospital	중 합 병 원 General hospital	병 원 Hospital	요 양 병 원 Healthcare Institute
계 Total	계 Total	549,667,053	19,711,422	36,968,016	39,287,138	922,688
	입원 Inpatient	374,949	58,907	106,906	79,195	2,839
	외래 Outpatient	549,292,104	19,652,515	36,861,110	39,207,943	919,849
1 일 Day	입원 Inpatient	36,756	3,895	8,607	6,918	502
	외래 Outpatient	31,074,553	1,481,986	1,412,100	1,556,674	15,582
2	입원 Inpatient	26,646	1,906	11,660	3,965	27
	외래 Outpatient	20,712,391	100,575	360,254	792,699	7,745
3	입원 Inpatient	72,333	3,877	29,992	17,678	128
	외래 Outpatient	127,885,006	251,178	1,610,073	6,584,953	60,824
4	입원 Inpatient	14,812	1,395	2,496	6,036	160
	외래 Outpatient	53,941,912	75,498	693,500	4,547,034	17,304
5	입원 Inpatient	43,504	2,377	13,437	11,776	655
	외래 Outpatient	68,900,625	302,824	2,269,777	5,597,198	75,822
6	입원 Inpatient	2,835	389	518	430	17
	외래 Outpatient	3,187,740	66,494	159,793	300,585	2,976
7	입원 Inpatient	62,594	5,322	13,277	12,021	134
	외래 Outpatient	60,019,794	802,518	4,040,469	6,385,708	97,103
8	입원 Inpatient	1,702	329	521	314	11
	외래 Outpatient	1,376,967	49,934	102,661	83,256	3,092
9	입원 Inpatient	491	117	155	88	7
	외래 Outpatient	284,413	20,901	38,955	29,493	450
10	입원 Inpatient	7,639	1,475	1,371	1,497	53
	외래 Outpatient	8,037,786	191,349	486,287	492,958	16,685
11	입원 Inpatient	757	516	97	68	5
	외래 Outpatient	100,654	15,028	21,090	10,690	358
12	입원 Inpatient	786	287	177	167	5
	외래 Outpatient	699,190	36,495	61,331	66,149	1,430
13	입원 Inpatient	256	103	72	46	5
	외래 Outpatient	79,108	10,477	17,957	6,772	553
14	입원 Inpatient	26,773	8,883	5,809	4,366	156
	외래 Outpatient	19,537,029	1,021,022	2,721,106	2,668,083	68,613
15	입원 Inpatient	4,881	1,462	1,012	837	26
	외래 Outpatient	5,867,080	183,124	468,160	405,591	31,161
16	입원 Inpatient	389	227	77	40	4
	외래 Outpatient	165,317	26,742	36,009	15,172	2,276
17	입원 Inpatient	186	79	48	25	2
	외래 Outpatient	78,707	15,458	20,047	7,309	1,773
18	입원 Inpatient	300	190	53	38	2
	외래 Outpatient	116,419	19,389	21,135	9,553	828
19	입원 Inpatient	116	61	20	21	-
	외래 Outpatient	33,131	6,876	8,795	3,074	228
20	입원 Inpatient	1,094	399	226	157	6
	외래 Outpatient	1,676,126	71,828	112,062	79,905	6,523
21	입원 Inpatient	10,117	6,882	1,711	423	12
	외래 Outpatient	3,448,998	445,874	507,630	341,014	18,648
22	입원 Inpatient	947	825	80	21	-
	외래 Outpatient	86,385	26,175	20,298	3,720	986
23	입원 Inpatient	208	110	52	19	2
	외래 Outpatient	70,834	13,139	15,884	4,998	679
24	입원 Inpatient	408	262	87	31	1
	외래 Outpatient	122,807	21,449	17,318	6,500	452
25	입원 Inpatient	347	217	64	43	3
	외래 Outpatient	181,103	30,486	28,301	9,725	1,581
26	입원 Inpatient	96	50	24	12	-
	외래 Outpatient	43,464	11,280	11,424	2,301	372
27	입원 Inpatient	38	16	11	8	-
	외래 Outpatient	38,970	7,374	8,664	2,869	270
28	입원 Inpatient	8,468	4,040	2,146	1,180	47
	외래 Outpatient	10,063,076	1,047,510	1,802,828	922,621	65,069
29	입원 Inpatient	104	52	31	5	1
	외래 Outpatient	75,504	17,038	17,923	3,887	1,237
30	입원 Inpatient	23,943	3,128	4,947	7,207	620
	외래 Outpatient	56,479,171	1,077,980	3,559,377	3,359,160	230,651

주 : 1) 심사일 기준 2) 한의원 심사실적 미포함

종별 원외처방횟수

and by Provider Type

(단위 : 회)

Unit : Time

정신병원 Psychiatric hospital	의원 Clinic	치과병원 Dental hospital	치과의원 Dental clinic	보건의료원 Hospitalized health center	보건소 Health center	보건지소 Health subcenter	한방병원 Korean medicine hospital
289,708	434,878,289	929,004	15,104,086	344,197	819,696	255,897	156,912
1,741	112,767	826	73	68	-	-	11,627
287,967	434,765,522	928,178	15,104,013	344,129	819,696	255,897	145,285
190	15,634	116	-	13	-	-	881
1,024	26,285,436	30,999	266,751	9,716	7,565	3,245	3,475
16	8,871	26	-	1	-	-	174
904	18,227,028	30,766	1,176,111	5,159	6,067	1,882	3,201
35	19,556	112	1	8	-	-	946
5,618	110,016,233	424,766	8,816,799	48,059	24,932	9,792	31,779
28	4,467	19	-	1	-	-	210
1,189	48,069,674	22,754	489,241	8,145	8,701	3,583	5,289
116	14,058	107	47	10	-	-	921
5,830	56,934,940	226,741	3,372,584	44,903	35,183	13,760	21,063
10	1,375	10	1	-	-	-	85
837	2,575,047	6,520	70,366	2,883	1,297	522	420
217	28,594	221	24	12	-	-	2,772
23,050	47,680,039	99,114	796,003	33,839	24,808	9,992	27,151
12	439	6	-	-	-	-	70
1,019	1,124,663	1,731	5,735	694	2,961	896	325
3	86	4	-	-	-	-	31
461	191,484	544	1,609	146	248	82	40
35	2,721	20	-	3	-	-	464
2,061	6,784,349	6,744	34,051	6,510	9,832	3,798	3,162
3	45	5	-	-	-	-	18
403	52,337	297	361	28	27	12	23
2	114	3	-	-	-	-	31
590	524,274	1,952	1,415	764	3,795	780	215
3	18	1	-	-	-	-	8
723	41,370	329	225	213	417	54	18
279	5,872	106	-	4	-	-	1,298
38,936	12,905,095	36,783	48,636	8,609	8,869	3,294	7,983
40	1,138	2	-	1	-	-	363
3,299	4,748,972	2,636	4,306	5,926	8,118	3,440	2,347
4	18	2	-	-	-	-	17
576	83,056	358	180	91	666	166	25
2	24	-	-	-	-	-	6
320	33,152	272	245	33	77	12	9
1	14	-	-	-	-	-	2
309	64,493	255	227	64	112	34	20
4	7	-	-	-	-	-	3
162	13,757	98	70	16	40	9	6
16	209	3	-	1	-	-	77
955	1,397,159	931	718	1,036	3,362	1,112	535
16	951	6	-	-	-	-	116
22,020	2,101,235	6,024	2,317	1,335	901	1,165	835
5	14	-	-	-	-	-	2
452	34,401	155	52	41	84	15	6
1	18	-	-	-	-	-	6
262	35,557	100	44	41	105	16	9
1	12	-	-	-	-	-	14
302	74,176	191	137	89	740	1,435	18
3	8	-	-	-	-	-	9
384	109,883	221	64	102	225	76	55
-	7	1	-	-	-	-	2
323	17,505	119	24	34	60	16	6
-	3	-	-	-	-	-	-
355	19,283	54	22	21	41	14	3
86	710	13	-	2	-	-	244
100,579	6,101,438	5,877	2,254	7,012	3,948	1,414	2,526
-	14	-	-	-	-	-	1
409	34,645	290	13	20	27	5	10
523	5,301	30	-	7	-	-	2,180
36,062	47,974,057	8,009	9,932	48,112	120,907	38,408	16,516

Note : 1) According to the review result 2) Korean medicine clinics review records were excluded

제Ⅳ-8표
Table IV-8

처방일수별 요양기관
Prescription Times per Prescription day

구 분 Division			계 Total	상급종합병원 Tertiary hospital	중 합 병 원 General hospital	병 원 Hospital	요 양 병 원 Healthcare Institute
31 일 Day	입원 Inpatient		176	59	49	19	6
	외래 Outpatient		153,835	18,332	32,491	12,137	3,037
32	입원 Inpatient		107	44	30	14	3
	외래 Outpatient		72,036	15,416	23,686	4,703	450
33	입원 Inpatient		89	31	19	18	2
	외래 Outpatient		60,918	11,120	16,860	3,083	853
34	입원 Inpatient		47	18	12	3	2
	외래 Outpatient		33,647	5,466	8,169	1,957	353
35	입원 Inpatient		1,321	762	404	75	7
	외래 Outpatient		1,598,208	437,541	553,010	73,393	10,777
36	입원 Inpatient		136	68	22	2	-
	외래 Outpatient		82,828	23,538	22,803	4,001	1,140
37	입원 Inpatient		71	30	18	8	-
	외래 Outpatient		62,026	11,323	15,495	3,087	1,239
38	입원 Inpatient		32	13	6	3	-
	외래 Outpatient		24,811	7,419	8,407	1,191	175
39	입원 Inpatient		49	3	11	4	-
	외래 Outpatient		10,008	3,035	3,319	452	43
40	입원 Inpatient		311	156	55	41	17
	외래 Outpatient		702,169	70,913	77,610	33,196	2,288
41	입원 Inpatient		21	3	4	1	-
	외래 Outpatient		9,124	2,780	3,475	430	38
42	입원 Inpatient		648	433	145	24	3
	외래 Outpatient		640,146	213,848	187,166	33,714	255
43	입원 Inpatient		41	15	9	1	-
	외래 Outpatient		21,902	8,673	8,174	643	34
44	입원 Inpatient		31	14	9	-	2
	외래 Outpatient		16,621	4,588	5,294	1,180	24
45	입원 Inpatient		306	134	63	50	-
	외래 Outpatient		992,435	85,775	99,242	44,964	1,175
46	입원 Inpatient		34	15	11	2	-
	외래 Outpatient		23,410	5,026	7,251	1,136	42
47	입원 Inpatient		12	7	1	-	-
	외래 Outpatient		9,871	3,006	3,753	519	30
48	입원 Inpatient		47	22	14	2	-
	외래 Outpatient		18,364	5,433	5,209	2,822	24
49	입원 Inpatient		97	59	28	4	-
	외래 Outpatient		129,559	50,122	43,110	3,621	70
50	입원 Inpatient		240	122	51	36	9
	외래 Outpatient		313,897	66,575	64,631	17,086	721
51	입원 Inpatient		12	5	5	-	-
	외래 Outpatient		8,069	2,825	3,273	319	13
52	입원 Inpatient		15	4	9	1	-
	외래 Outpatient		13,323	4,165	4,944	670	23
53	입원 Inpatient		13	3	5	4	-
	외래 Outpatient		20,831	3,968	6,829	1,448	57
54	입원 Inpatient		13	2	10	1	-
	외래 Outpatient		13,764	4,010	5,093	627	29
55	입원 Inpatient		30	16	10	2	-
	외래 Outpatient		33,594	9,280	11,188	1,474	64
56	입원 Inpatient		981	416	398	73	4
	외래 Outpatient		2,481,581	446,155	727,414	170,691	5,131
57	입원 Inpatient		27	17	7	1	-
	외래 Outpatient		35,206	19,200	10,640	678	156
58	입원 Inpatient		34	12	21	1	-
	외래 Outpatient		35,338	8,382	13,837	1,376	47
59	입원 Inpatient		10	4	6	-	-
	외래 Outpatient		7,424	2,412	2,895	360	9
60	입원 Inpatient		6,474	1,153	1,716	1,723	152
	외래 Outpatient		34,095,673	802,108	3,310,986	2,399,755	104,343
61 일 이상 and over	입원 Inpatient		13,998	6,396	4,980	1,645	41
	외래 Outpatient		33,187,226	9,852,080	10,923,648	2,087,579	55,938

주 : 1) 심사일 기준 2) 한의원 심사실적 미포함

종별 원외처방횟수 <계속>

and by Provider Type <Cont'd>

(단위 : 회)

Unit : Time

정신병원 Psychiatric hospital	의원 Clinic	치과병원 Dental hospital	치과의원 Dental clinic	보건의료원 Hospitalized health center	보건소 Health center	보건지소 Health subcenter	한방병원 Korean medicine hospital
15	28	-	-	-	-	-	-
127	86,786	694	131	36	56	6	2
1	14	-	-	-	-	-	1
410	27,117	128	22	40	45	14	5
1	18	-	-	-	-	-	-
57	28,708	113	44	18	45	12	5
-	10	1	-	-	-	-	1
45	17,434	114	32	29	38	7	3
-	60	-	-	-	-	-	13
3,347	517,408	728	85	1,465	288	40	126
-	44	-	-	-	-	-	-
98	30,847	252	31	46	53	11	8
-	14	-	-	-	-	-	1
54	30,631	109	13	28	38	9	-
-	10	-	-	-	-	-	-
38	7,424	71	7	31	43	5	-
-	30	-	-	-	-	-	1
10	2,983	96	3	13	41	10	3
1	35	1	-	-	-	-	5
254	515,532	322	35	338	1,323	248	110
-	12	-	-	-	-	-	1
12	2,277	59	16	7	20	9	1
2	35	-	-	-	-	-	6
1,420	201,827	574	168	1,007	141	13	13
-	16	-	-	-	-	-	-
22	4,079	206	4	25	31	11	-
-	6	-	-	-	-	-	-
13	5,375	71	3	21	45	7	-
2	50	-	-	-	-	-	7
327	758,215	361	76	1,073	925	216	86
-	6	-	-	-	-	-	-
34	9,750	69	3	15	62	21	1
-	4	-	-	-	-	-	-
13	2,443	37	1	14	48	7	-
-	5	-	-	-	-	-	4
14	4,706	40	22	15	62	16	1
-	4	-	-	-	-	-	2
292	32,006	81	5	208	38	5	1
3	14	1	-	-	-	-	4
137	163,236	237	65	297	638	201	73
-	2	-	-	-	-	-	-
8	1,538	30	10	7	42	4	-
-	1	-	-	-	-	-	-
11	3,385	30	5	18	60	11	1
-	-	-	-	-	-	-	1
14	8,341	23	9	38	81	20	3
-	-	-	-	-	-	-	-
11	3,883	19	3	11	73	3	2
-	1	-	-	-	-	-	1
13	11,440	29	5	22	65	14	-
8	67	-	-	-	-	-	15
5,497	1,122,117	663	78	1,289	1,533	686	327
-	2	-	-	-	-	-	-
16	4,412	64	1	6	27	5	1
-	-	-	-	-	-	-	-
28	11,573	41	3	11	25	14	1
-	-	-	-	-	-	-	-
17	1,695	18	-	4	9	5	-
36	1,306	4	-	4	-	-	380
16,188	27,053,783	2,967	1,400	64,284	256,823	72,313	10,723
21	675	6	-	1	-	-	233
10,026	9,839,833	4,302	1,241	40,072	282,863	82,925	6,719

Note : 1) According to the review result 2) Korean medicine clinics review records were excluded

제IV-9표
Table IV-9

질병군 범주별(DRG)
Review Records by

구 분		청 구 건 수 Claims	일 수 Number of Days		진 료 비 (천 원) Medical Expenses(KRW 1,000)	
			입 내 원 Visit	요 양 급 여 Reimbursed	계 Total	급 여 비 Benefit
계	계	1,073,373	2,572,167	4,448,376	1,878,556,939	1,475,058,797
	상 급 종 합 병 원	95,499	304,477	863,349	310,789,187	242,212,223
	중 합 병 원	97,367	389,303	801,219	307,405,418	225,372,344
	병 원	210,779	808,036	1,297,758	439,890,314	347,733,456
	의 원	669,728	1,070,351	1,486,050	820,472,020	659,740,774
수정체수술	소 계	543,706	564,214	910,654	619,654,547	496,339,812
	상 급 종 합 병 원	35,969	42,392	202,415	56,522,375	45,370,502
	중 합 병 원	20,150	27,193	91,201	26,916,985	21,417,714
	병 원	44,466	49,030	78,063	51,241,370	40,882,949
	의 원	443,121	445,599	538,975	484,973,817	388,668,648
편도및아데노이드절제술	소 계	17,932	49,919	147,777	30,979,355	24,278,168
	상 급 종 합 병 원	5,952	16,982	69,377	12,543,641	10,184,228
	중 합 병 원	3,571	11,477	35,761	6,704,212	5,076,873
	병 원	2,908	8,728	19,657	4,550,652	3,332,142
	의 원	5,501	12,732	22,982	7,180,851	5,684,926
총수절제술	소 계	47,084	224,499	418,148	193,656,712	138,693,521
	상 급 종 합 병 원	6,420	29,903	64,955	31,917,611	23,692,714
	중 합 병 원	30,151	147,424	270,610	126,325,459	89,354,384
	병 원	7,584	34,978	61,948	26,356,919	18,919,366
	의 원	2,929	12,194	20,635	9,056,723	6,727,057
서혜및대퇴부탈장수술	소 계	26,355	73,968	179,052	66,422,546	51,741,784
	상 급 종 합 병 원	6,191	17,482	46,131	18,801,065	15,405,730
	중 합 병 원	8,973	32,316	72,498	25,627,339	18,973,170
	병 원	8,034	17,573	48,967	16,616,774	13,052,276
	의 원	3,157	6,597	11,456	5,377,369	4,310,608
항문및항문주위수술	소 계	226,288	481,854	902,649	267,725,402	206,648,705
	상 급 종 합 병 원	1,799	7,029	22,657	3,834,093	2,948,866
	중 합 병 원	9,316	32,746	82,487	15,874,760	11,738,680
	병 원	52,053	142,291	329,514	70,626,662	52,934,029
	의 원	163,120	299,788	467,991	177,389,887	139,027,130
자궁및자궁부속기수술	소 계	75,739	343,388	668,981	319,900,922	228,481,414
	상 급 종 합 병 원	24,582	111,540	261,189	128,870,327	92,535,730
	중 합 병 원	16,379	83,161	159,695	77,333,389	54,107,219
	병 원	24,936	114,757	183,153	87,785,825	62,243,677
	의 원	9,842	33,930	64,944	25,911,381	19,594,788
제왕절개분만	소 계	136,269	834,325	1,221,115	380,217,455	328,875,393
	상 급 종 합 병 원	14,586	79,149	196,625	58,300,075	52,074,454
	중 합 병 원	8,827	54,986	88,967	28,623,275	24,704,304
	병 원	70,798	440,679	576,456	182,712,112	156,369,018
	의 원	42,058	259,511	359,067	110,581,993	95,727,617

주 : 1) 심사일 기준 2) 2021 년 심사실적부터 선별급여비용 포함

진료비 심사실적

Diagnosis Related Group

(단위 : 건, 일, 원)
Unit : Claim, Day, KRW

건 당 일 수 Days per Claim		건 당 진 료 비 Medical Expense perclaim	건 당 급 여 비 Benefit perclaim	일 당 진료비 Medical Expense per day		Division	
입 내 원 Visit	요 양 급 여 Reimbursed			입 내 원 Visit	요 양 급 여 Reimbursed		
2.40	4.14	1,750,144	1,374,228	730,340	422,302	Total	Total
3.19	9.04	3,254,371	2,536,280	1,020,731	359,981	Tertiary hospital	
4.00	8.23	3,157,183	2,314,669	789,630	383,672	General hospital	
3.83	6.16	2,086,974	1,649,754	544,394	338,962	Hospital	
1.60	2.22	1,225,082	985,088	766,545	552,116	Clinic	
1.04	1.67	1,139,687	912,883	1,098,262	680,450	Subtotal	Lens procedures
1.18	5.63	1,571,419	1,261,378	1,333,326	279,240	Tertiary hospital	
1.35	4.53	1,335,831	1,062,914	989,850	295,139	General hospital	
1.10	1.76	1,152,372	919,420	1,045,102	656,410	Hospital	
1.01	1.22	1,094,450	877,116	1,088,364	899,808	Clinic	
2.78	8.24	1,727,602	1,353,902	620,592	209,636	Subtotal	Tonsillectomy and Adenoidectomy
2.85	11.66	2,107,466	1,711,060	738,643	180,804	Tertiary hospital	
3.21	10.01	1,877,405	1,421,695	584,143	187,473	General hospital	
3.00	6.76	1,564,874	1,145,853	521,385	231,503	Hospital	
2.31	4.18	1,305,372	1,033,435	564,000	312,455	Clinic	
4.77	8.88	4,113,005	2,945,661	862,617	463,130	Subtotal	Appendectomy
4.66	10.12	4,971,590	3,690,454	1,067,372	491,380	Tertiary hospital	
4.89	8.98	4,189,760	2,963,563	856,885	466,817	General hospital	
4.61	8.17	3,475,332	2,494,642	753,528	425,468	Hospital	
4.16	7.05	3,092,087	2,296,708	742,720	438,901	Clinic	
2.81	6.79	2,520,302	1,963,263	897,990	370,968	Subtotal	Inguinal and Femoral hernia procedures
2.82	7.45	3,036,838	2,488,407	1,075,453	407,558	Tertiary hospital	
3.60	8.08	2,856,050	2,114,473	793,023	353,490	General hospital	
2.19	6.09	2,068,306	1,624,630	945,585	339,346	Hospital	
2.09	3.63	1,703,316	1,365,413	815,123	469,393	Clinic	
2.13	3.99	1,183,118	913,211	555,615	296,600	Subtotal	Anal and Perianal procedures
3.91	12.59	2,131,236	1,639,169	545,468	169,223	Tertiary hospital	
3.52	8.85	1,704,032	1,260,056	484,785	192,452	General hospital	
2.73	6.33	1,356,822	1,016,926	496,354	214,336	Hospital	
1.84	2.87	1,087,481	852,300	591,718	379,046	Clinic	
4.53	8.83	4,223,728	3,016,694	931,602	478,191	Subtotal	Uterine and adnexal procedures for non-malignancy
4.54	10.63	5,242,467	3,764,369	1,155,373	493,399	Tertiary hospital	
5.08	9.75	4,721,496	3,303,451	929,924	484,257	General hospital	
4.60	7.34	3,520,445	2,496,137	764,971	479,303	Hospital	
3.45	6.60	2,632,735	1,990,936	763,672	398,980	Clinic	
6.12	8.96	2,790,198	2,413,428	455,719	311,369	Subtotal	Cesarean section delivery
5.43	13.48	3,996,989	3,570,167	736,586	296,504	Tertiary hospital	
6.23	10.08	3,242,696	2,798,720	520,556	321,729	General hospital	
6.22	8.14	2,580,752	2,208,664	414,615	316,958	Hospital	
6.17	8.54	2,629,274	2,276,086	426,117	307,970	Clinic	

Note : 1) According to the review result 2) Selective benefit is included in review records from 2021

제IV-10표
Table IV-10

질병군 세부 분류별
Detailed Review Records by

질 병 군 분 류 기 호	청 구 건 수 Claims	일 수 Number of Days		진 료 비 (천 원) Medical Expenses(KRW 1,000)	
		입 내 원 Visit	요 양 급 여 Reimbursed	계 Total	급 여 비 Benefit
계	1,073,373	2,572,167	4,448,376	1,878,556,939	1,475,058,797
수정체 수술	543,706	564,214	910,654	619,654,547	496,339,812
C051 수정체 조절개 수술(유리체 절제술 유무와 무관), 단안	529,566	542,762	838,456	590,003,227	472,366,734
C052 수정체 조절개 수술(유리체 절제술 유무와 무관), 양안	10,123	17,007	64,991	24,994,583	20,246,777
C053 수정체 대절개 수술(유리체 절제술 유무와 무관), 단안	3,822	4,199	6,758	4,213,508	3,362,770
C054 수정체 대절개 수술(유리체 절제술 유무와 무관), 양안	195	246	449	443,229	363,531
편도 및 아데노이드 절제술	17,932	49,919	147,777	30,979,355	24,278,168
D111 편도 및 아데노이드 절제술	17,932	49,919	147,777	30,979,355	24,278,168
충수절제술	47,084	224,499	418,148	193,656,712	138,693,521
G081 복잡한 주진단에 의한 충수 절제술	748	6,224	9,194	3,070,420	2,317,779
G082 복잡한 주진단이 없는 충수 절제술	791	3,989	6,602	2,241,932	1,709,738
G083 복강경을 이용한 복잡한 주진단에 의한 충수절제술	19,741	104,163	187,383	88,565,834	63,619,094
G084 복강경을 이용한 복잡한 주진단이 없는 충수절제술	25,804	110,123	214,969	99,778,526	71,046,909
서혜 및 대퇴부 탈장 수술	26,355	73,968	179,052	66,422,546	51,741,784
G095 복강경을 이용한 서혜 및 대퇴부 탈장수술(장관절제 미동반), 단측	9,675	28,775	71,491	29,789,374	22,451,132
G096 서혜 및 대퇴부 탈장 수술(장관절제 미동반), 단측	13,104	36,553	88,179	24,918,532	19,693,246
G097 복강경을 이용한 서혜 및 대퇴부 탈장수술(장관절제 미동반), 양측	2,720	6,132	13,902	9,226,427	7,544,141
G098 서혜 및 대퇴부 탈장수술(장관절제 미동반), 양측	856	2,508	5,480	2,488,213	2,053,265
항문 및 항문주위 수술	226,288	481,854	902,649	267,725,402	206,648,705
G102 복수 항문수술	12,858	31,196	61,253	18,199,566	13,970,930
G104 기타 항문수술	62,929	78,400	158,333	51,008,391	40,489,306
G105 원형자동문합기를 이용한 치핵절제술	25,616	75,718	134,092	40,700,633	31,055,117
G106 주요 항문수술	124,885	296,540	548,971	157,816,813	121,133,353
자궁 및 자궁부속기 수술	75,739	343,388	668,981	319,900,922	228,481,414
N041 복강경을 이용한 자궁적출술(악성종양 제외)	17,150	88,017	166,766	93,664,812	66,413,305
N042 기타 자궁적출술(악성종양 제외)	5,344	34,669	62,517	24,065,498	17,740,622
N045* 복강경을 이용한 기타 자궁 수술(악성종양 제외)	14,584	71,310	127,485	66,174,568	46,134,627
N046* 복강경을 이용한 자궁부속기 수술(악성종양 제외)	24,029	106,865	210,541	99,375,496	70,379,110
N047* 기타 자궁 수술(악성종양 제외)	10,985	29,510	75,204	26,105,591	19,881,249
N048* 자궁부속기 수술(악성종양 제외)	3,647	13,017	26,468	10,514,957	7,932,500
제왕절개분만	136,269	834,325	1,221,115	380,217,455	328,875,393
O016 제왕절개분만(단태아)	131,264	805,243	1,164,490	363,393,302	314,066,406
O017 제왕절개분만(다태아)	5,005	29,082	56,625	16,824,153	14,808,987

주 : 1) 심사일 기준 2) * : 2013.7 월 종합병원 이상 당연적용되면서 질병군 분류번호 세분화
3) 2021 년 심사실적부터 선별급여비용 포함

진료비 심사실적(계)

Diagnosis Related Group(Total)

(단위 : 건, 일, 원)
Unit : Claim, Day, KRW

건 당 일 수 Days per Claim		건 당 진 료 비 Medical Expense perclaim	건 당 급 여 비 Benefit perclaim	일 당 진 료 비 Medical Expense per day		DRG Code
입 내 원 Visit	요 양 급 여 Reimbursed			입 내 원 Visit	요 양 급 여 Reimbursed	
2.40	4.14	1,750,144	1,374,228	730,340	422,302	Total
1.04	1.67	1,139,687	912,883	1,098,262	680,450	Lens procedures
1.02	1.58	1,114,126	891,988	1,087,039	703,678	Lens procedures with small incision, unilateral C051
1.68	6.42	2,469,089	2,000,077	1,469,664	384,585	Lens procedures with small incision, bilateral C052
1.10	1.77	1,102,435	879,846	1,003,455	623,484	Lens procedures with large incision, unilateral C053
1.26	2.30	2,272,969	1,864,264	1,801,743	987,147	Lens procedures with large incision, bilateral C054
2.78	8.24	1,727,602	1,353,902	620,592	209,636	Tonsillectomy and Adenoidectomy
2.78	8.24	1,727,602	1,353,902	620,592	209,636	Tonsillectomy and Adenoidectomy D111
4.77	8.88	4,113,005	2,945,661	862,617	463,130	Appendectomy
8.32	12.29	4,104,839	3,098,635	493,319	333,959	Appendectomy with complicated principal diagnosis G081
5.04	8.35	2,834,301	2,161,489	562,029	339,584	Appendectomy without complicated principal diagnosis G082
5.28	9.49	4,486,390	3,222,689	850,262	472,646	Laparoscopic appendectomy with complicated principal diagnosis G083
4.27	8.33	3,866,785	2,753,329	906,064	464,153	Laparoscopic appendectomy without complicated principal diagnosis G084
2.81	6.79	2,520,302	1,963,263	897,990	370,968	Inguinal and Femoral hernia procedures
2.97	7.39	3,079,005	2,320,530	1,035,252	416,687	Inguinal and femoral hernia procedures, unilateral, Laparoscopy G095
2.79	6.73	1,901,597	1,502,842	681,710	282,590	Inguinal and femoral hernia procedures, unilateral G096
2.25	5.11	3,392,069	2,773,581	1,504,636	663,676	Inguinal and femoral hernia procedures, bilateral, Laparoscopy G097
2.93	6.40	2,906,790	2,398,674	992,110	454,053	Inguinal and femoral hernia procedures, bilateral G098
2.13	3.99	1,183,118	913,211	555,615	296,600	Anal and Perianal procedures
2.43	4.76	1,415,427	1,086,555	583,394	297,121	Multiple anal procedures G102
1.25	2.52	810,571	643,413	650,617	322,159	Other anal procedures G104
2.96	5.23	1,588,875	1,212,333	537,529	303,528	Circular Stapled Hemorrhoidectomy G105
2.37	4.40	1,263,697	969,959	532,194	287,478	Major anal procedures G106
4.53	8.83	4,223,728	3,016,694	931,602	478,191	Uterine and adnexal procedures for non-malignancy
5.13	9.72	5,461,505	3,872,496	1,064,167	561,654	Laparoscopic hysterectomy for non-malignancy N041
6.49	11.70	4,503,274	3,319,727	694,150	384,943	Other hysterectomy for non-malignancy N042
4.89	8.74	4,537,477	3,163,373	927,984	519,077	Laparoscopic other uterine procedures for non-malignancy N045*
4.45	8.76	4,135,648	2,928,924	929,916	472,001	Laparoscopic adnexa procedures for non-malignancy N046*
2.69	6.85	2,376,476	1,809,854	884,635	347,130	Other uterine procedures for non-malignancy N047*
3.57	7.26	2,883,180	2,175,075	807,786	397,271	Adnexa procedures for non-malignancy N048*
6.12	8.96	2,790,198	2,413,428	455,719	311,369	Cesarean section delivery
6.13	8.87	2,768,416	2,392,632	451,284	312,062	Cesarean section delivery(Single baby) O016
5.81	11.31	3,361,469	2,958,839	578,507	297,115	Cesarean section delivery(Multiple) O017

Note : 1) According to the review result 2) * : Disease code became more specified from July 2013 as the program became mandatory to hospital and clinic
3) Selective benefit is included in review records from 2021

제IV-10-1표

Table IV-10-1

질병군 세부 분류별

Detailed Review Records by

질 병 군 분 류 기 호	청 구 건 수 Claims	일 수 Number of Days		진 료 비 (천 원) Medical Expenses(KRW 1,000)	
		입 내 원 Visit	요 양 급 여 Reimbursed	계 Total	급 여 비 Benefit
계	95,499	304,477	863,349	310,789,187	242,212,223
수정체 수술	35,969	42,392	202,415	56,522,375	45,370,502
C051 수정체 조절개 수술(유리체 절제술 유무와 무관), 단안	29,692	34,192	153,742	41,015,862	32,746,896
C052 수정체 조절개 수술(유리체 절제술 유무와 무관), 양안	5,558	7,209	46,184	14,483,770	11,811,111
C053 수정체 대절개 수술(유리체 절제술 유무와 무관), 단안	664	916	2,297	879,896	693,773
C054 수정체 대절개 수술(유리체 절제술 유무와 무관), 양안	55	75	192	142,847	118,722
편도 및 아데노이드 절제술	5,952	16,982	69,377	12,543,641	10,184,228
D111 편도 및 아데노이드 절제술	5,952	16,982	69,377	12,543,641	10,184,228
충수절제술	6,420	29,903	64,955	31,917,611	23,692,714
G081 복잡한 주진단에 의한 충수 절제술	56	483	794	351,113	266,288
G082 복잡한 주진단이 없는 충수 절제술	45	214	421	189,865	145,908
G083 복강경을 이용한 복잡한 주진단에 의한 충수절제술	2,513	13,746	28,415	13,818,204	10,308,258
G084 복강경을 이용한 복잡한 주진단이 없는 충수절제술	3,806	15,460	35,325	17,558,429	12,972,260
서혜 및 대퇴부 탈장 수술	6,191	17,482	46,131	18,801,065	15,405,730
G095 복강경을 이용한 서혜 및 대퇴부 탈장수술(장관절제 미동반), 단측	3,048	8,757	24,378	9,901,807	7,885,302
G096 서혜 및 대퇴부 탈장 수술(장관절제 미동반), 단측	1,869	5,621	15,034	4,388,720	3,592,603
G097 복강경을 이용한 서혜 및 대퇴부 탈장수술(장관절제 미동반), 양측	1,048	2,440	5,375	3,751,220	3,270,133
G098 서혜 및 대퇴부 탈장수술(장관절제 미동반), 양측	226	664	1,344	759,318	657,692
항문 및 항문주위 수술	1,799	7,029	22,657	3,834,093	2,948,866
G102 복수 항문수술	47	194	572	120,881	93,678
G104 기타 항문수술	301	1,167	3,969	586,400	446,954
G105 원형자동문합기를 이용한 치핵절제술	130	543	1,778	342,927	260,998
G106 주요 항문수술	1,321	5,125	16,338	2,783,886	2,147,235
자궁 및 자궁부속기 수술	24,582	111,540	261,189	128,870,327	92,535,730
N041 복강경을 이용한 자궁적출술(악성종양 제외)	5,994	28,683	68,301	38,750,028	27,695,536
N042 기타 자궁적출술(악성종양 제외)	2,243	14,089	30,234	12,415,763	9,151,037
N045* 복강경을 이용한 기타 자궁 수술(악성종양 제외)	2,900	12,463	30,422	16,776,223	11,981,071
N046* 복강경을 이용한 자궁부속기 수술(악성종양 제외)	9,934	41,466	94,891	48,203,349	34,512,149
N047* 기타 자궁 수술(악성종양 제외)	2,734	10,163	27,873	9,072,279	6,619,493
N048* 자궁부속기 수술(악성종양 제외)	777	4,676	9,468	3,652,685	2,576,444
제왕절개분만	14,586	79,149	196,625	58,300,075	52,074,454
O016 제왕절개분만(단태아)	12,377	67,154	165,443	49,275,572	43,993,318
O017 제왕절개분만(다태아)	2,209	11,995	31,182	9,024,503	8,081,136

주 : 1) 심사일 기준 2) * : 2013.7 월 종합병원 이상 당연적용되면서 질병군 분류번호 세분화

3) 2021 년 심사실적부터 선별급여비용 포함

진료비 심사실적(상급종합병원)

Diagnosis Related Group(Tertiary hospital)

(단위 : 건, 일, 원)
Unit : Claim, Day, KRW

건 당 일 수 Days per Claim		건 당 진 료 비 Medical Expense perclaim	건 당 급 여 비 Benefit perclaim	일 당 진 료 비 Medical Expense per day		DRG Code
입 내 원 Visit	요 양 급 여 Reimbursed			입 내 원 Visit	요 양 급 여 Reimbursed	
3.19	9.04	3,254,371	2,536,280	1,020,731	359,981	Total
1.18	5.63	1,571,419	1,261,378	1,333,326	279,240	Lens procedures
1.15	5.18	1,381,378	1,102,886	1,199,575	266,784	Lens procedures with small incision, unilateral C051
1.30	8.31	2,605,932	2,125,065	2,009,123	313,610	Lens procedures with small incision, bilateral C052
1.38	3.46	1,325,145	1,044,839	960,586	383,063	Lens procedures with large incision, unilateral C053
1.36	3.49	2,597,217	2,158,574	1,904,626	743,995	Lens procedures with large incision, bilateral C054
2.85	11.66	2,107,466	1,711,060	738,643	180,804	Tonsillectomy and Adenoidectomy
2.85	11.66	2,107,466	1,711,060	738,643	180,804	Tonsillectomy and Adenoidectomy D111
4.66	10.12	4,971,590	3,690,454	1,067,372	491,380	Appendectomy
8.63	14.18	6,269,877	4,755,150	726,942	442,208	Appendectomy with complicated principal diagnosis G081
4.76	9.36	4,219,228	3,242,400	887,221	450,986	Appendectomy without complicated principal diagnosis G082
5.47	11.31	5,498,688	4,101,973	1,005,253	486,300	Laparoscopic appendectomy with complicated principal diagnosis G083
4.06	9.28	4,613,355	3,408,371	1,135,733	497,054	Laparoscopic appendectomy without complicated principal diagnosis G084
2.82	7.45	3,036,838	2,488,407	1,075,453	407,558	Inguinal and Femoral hernia procedures
2.87	8.00	3,248,624	2,587,041	1,130,730	406,178	Inguinal and femoral hernia procedures, unilateral, Laparoscopy G095
3.01	8.04	2,348,165	1,922,206	780,772	291,920	Inguinal and femoral hernia procedures, unilateral G096
2.33	5.13	3,579,409	3,120,356	1,537,385	697,901	Inguinal and femoral hernia procedures, bilateral, Laparoscopy G097
2.94	5.95	3,359,812	2,910,141	1,143,550	564,968	Inguinal and femoral hernia procedures, bilateral G098
3.91	12.59	2,131,236	1,639,169	545,468	169,223	Anal and Perianal procedures
4.13	12.17	2,571,937	1,993,152	623,098	211,331	Multiple anal procedures G102
3.88	13.19	1,948,172	1,484,897	502,485	147,745	Other anal procedures G104
4.18	13.68	2,637,899	2,007,679	631,541	192,872	Circular Stapled Hemorrhoidectomy G105
3.88	12.37	2,107,408	1,625,462	543,197	170,393	Major anal procedures G106
4.54	10.63	5,242,467	3,764,369	1,155,373	493,399	Uterine and adnexal procedures for non-malignancy
4.79	11.39	6,464,803	4,620,543	1,350,975	567,342	Laparoscopic hysterectomy for non-malignancy N041
6.28	13.48	5,535,338	4,079,820	881,238	410,656	Other hysterectomy for non-malignancy N042
4.30	10.49	5,784,904	4,131,404	1,346,082	551,450	Laparoscopic other uterine procedures for non-malignancy N045*
4.17	9.55	4,852,360	3,474,144	1,162,479	507,987	Laparoscopic adnexa procedures for non-malignancy N046*
3.72	10.19	3,318,317	2,421,175	892,677	325,486	Other uterine procedures for non-malignancy N047*
6.02	12.19	4,701,010	3,315,886	781,156	385,793	Adnexa procedures for non-malignancy N048*
5.43	13.48	3,996,989	3,570,167	736,586	296,504	Cesarean section delivery
5.43	13.37	3,981,221	3,554,441	733,770	297,840	Cesarean section delivery(Single baby) O016
5.43	14.12	4,085,334	3,658,278	752,355	289,414	Cesarean section delivery(Multiple) O017

Note : 1) According to the review result 2) * : Disease code became more specified from July 2013 as the program became mandatory to hospital and clinic
3) Selective benefit is included in review records from 2021

제IV-10-2표
Table IV-10-2

질병군 세부 분류별
Detailed Review Records by

질 병 군 분 류 기 호	청 구 건 수 Claims	일 수 Number of Days		진 료 비 (천 원) Medical Expenses(KRW 1,000)	
		입 내 원 Visit	요 양 급 여 Reimbursed	계 Total	급 여 비 Benefit
계	97,367	389,303	801,219	307,405,418	225,372,344
수정체 수술	20,150	27,193	91,201	26,916,985	21,417,714
C051 수정체 조절개 수술(유리체 절제술 유무와 무관), 단안	17,158	21,300	78,301	21,247,236	16,902,202
C052 수정체 조절개 수술(유리체 절제술 유무와 무관), 양안	1,570	4,328	10,365	4,070,086	3,238,475
C053 수정체 대절개 수술(유리체 절제술 유무와 무관), 단안	1,397	1,512	2,403	1,541,868	1,231,088
C054 수정체 대절개 수술(유리체 절제술 유무와 무관), 양안	25	53	132	57,795	45,949
편도 및 아데노이드 절제술	3,571	11,477	35,761	6,704,212	5,076,873
D111 편도 및 아데노이드 절제술	3,571	11,477	35,761	6,704,212	5,076,873
충수절제술	30,151	147,424	270,610	126,325,459	89,354,384
G081 복잡한 주진단에 의한 충수 절제술	483	4,076	5,916	2,023,364	1,530,487
G082 복잡한 주진단이 없는 충수 절제술	426	2,135	3,550	1,270,459	964,629
G083 복강경을 이용한 복잡한 주진단에 의한 충수절제술	12,500	68,281	120,610	57,023,877	40,468,557
G084 복강경을 이용한 복잡한 주진단이 없는 충수절제술	16,742	72,932	140,534	66,007,758	46,390,711
서혜 및 대퇴부 탈장 수술	8,973	32,316	72,498	25,627,339	18,973,170
G095 복강경을 이용한 서혜 및 대퇴부 탈장수술(장관절제 미동반), 단측	4,296	14,517	34,092	14,138,021	10,228,794
G096 서혜 및 대퇴부 탈장 수술(장관절제 미동반), 단측	3,854	14,775	31,966	8,458,638	6,458,653
G097 복강경을 이용한 서혜 및 대퇴부 탈장수술(장관절제 미동반), 양측	643	2,210	4,755	2,409,220	1,801,468
G098 서혜 및 대퇴부 탈장수술(장관절제 미동반), 양측	180	814	1,685	621,459	484,255
항문 및 항문주위 수술	9,316	32,746	82,487	15,874,760	11,738,680
G102 복수 항문수술	303	1,088	2,582	573,988	429,663
G104 기타 항문수술	1,368	4,160	11,519	1,711,501	1,249,020
G105 원형자동문합기를 이용한 치핵절제술	3,109	11,001	27,260	6,193,562	4,668,835
G106 주요 항문수술	4,536	16,497	41,126	7,395,710	5,391,162
자궁 및 자궁부속기 수술	16,379	83,161	159,695	77,333,389	54,107,219
N041 복강경을 이용한 자궁적출술(악성종양 제외)	4,341	23,285	43,127	25,169,045	17,662,024
N042 기타 자궁적출술(악성종양 제외)	1,063	7,211	13,083	4,871,119	3,549,813
N045* 복강경을 이용한 기타 자궁 수술(악성종양 제외)	2,711	15,240	27,469	14,796,373	9,952,207
N046* 복강경을 이용한 자궁부속기 수술(악성종양 제외)	6,086	29,123	56,246	26,344,695	18,418,672
N047* 기타 자궁 수술(악성종양 제외)	1,832	5,910	15,241	4,675,545	3,501,465
N048* 자궁부속기 수술(악성종양 제외)	346	2,392	4,529	1,476,611	1,023,038
제왕절개분만	8,827	54,986	88,967	28,623,275	24,704,304
O016 제왕절개분만(단태아)	8,104	50,546	80,384	26,261,147	22,658,771
O017 제왕절개분만(다태아)	723	4,440	8,583	2,362,128	2,045,533

주 : 1) 심사일 기준 2) * : 2013.7 월 종합병원 이상 당연적용되면서 질병군 분류번호 세분화
3) 2021 년 심사실적부터 선별급여비용 포함

진료비 심사실적(종합병원)

Diagnosis Related Group(General hospital)

(단위 : 건, 일, 원)
Unit : Claim, Day, KRW

건 당 일 수 Days per Claim		건 당 진 료 비 Medical Expense perclaim	건 당 급 여 비 Benefit perclaim	일 당 진 료 비 Medical Expense per day		DRG Code
입 내 원 Visit	요 양 급 여 Reimbursed			입 내 원 Visit	요 양 급 여 Reimbursed	
4.00	8.23	3,157,183	2,314,669	789,630	383,672	Total
1.35	4.53	1,335,831	1,062,914	989,850	295,139	Lens procedures
1.24	4.56	1,238,328	985,092	997,523	271,353	Lens procedures with small incision, unilateral C051
2.76	6.60	2,592,411	2,062,723	940,408	392,676	Lens procedures with small incision, bilateral C052
1.08	1.72	1,103,699	881,237	1,019,754	641,643	Lens procedures with large incision, unilateral C053
2.12	5.28	2,311,805	1,837,941	1,090,474	437,842	Lens procedures with large incision, bilateral C054
3.21	10.01	1,877,405	1,421,695	584,143	187,473	Tonsillectomy and Adenoidectomy
3.21	10.01	1,877,405	1,421,695	584,143	187,473	Tonsillectomy and Adenoidectomy D111
4.89	8.98	4,189,760	2,963,563	856,885	466,817	Appendectomy
8.44	12.25	4,189,159	3,168,710	496,409	342,016	Appendectomy with complicated principal diagnosis G081
5.01	8.33	2,982,299	2,264,388	595,063	357,876	Appendectomy without complicated principal diagnosis G082
5.46	9.65	4,561,910	3,237,485	835,135	472,796	Laparoscopic appendectomy with complicated principal diagnosis G083
4.36	8.39	3,942,645	2,770,918	905,059	469,692	Laparoscopic appendectomy without complicated principal diagnosis G084
3.60	8.08	2,856,050	2,114,473	793,023	353,490	Inguinal and Femoral hernia procedures
3.38	7.94	3,290,973	2,381,004	973,894	414,702	Inguinal and femoral hernia procedures, unilateral, Laparoscopy G095
3.83	8.29	2,194,769	1,675,831	572,497	264,614	Inguinal and femoral hernia procedures, unilateral G096
3.44	7.40	3,746,843	2,801,661	1,090,145	506,671	Inguinal and femoral hernia procedures, bilateral, Laparoscopy G097
4.52	9.36	3,452,552	2,690,307	763,464	368,819	Inguinal and femoral hernia procedures, bilateral G098
3.52	8.85	1,704,032	1,260,056	484,785	192,452	Anal and Perianal procedures
3.59	8.52	1,894,349	1,418,030	527,562	222,304	Multiple anal procedures G102
3.04	8.42	1,251,097	913,026	411,418	148,581	Other anal procedures G104
3.54	8.77	1,992,140	1,501,716	563,000	227,203	Circular Stapled Hemorrhoidectomy G105
3.64	9.07	1,630,447	1,188,528	448,306	179,831	Major anal procedures G106
5.08	9.75	4,721,496	3,303,451	929,924	484,257	Uterine and adnexal procedures for non-malignancy
5.36	9.93	5,797,983	4,068,653	1,080,912	583,603	Laparoscopic hysterectomy for non-malignancy N041
6.78	12.31	4,582,426	3,339,429	675,512	372,324	Other hysterectomy for non-malignancy N042
5.62	10.13	5,457,902	3,671,047	970,891	538,657	Laparoscopic other uterine procedures for non-malignancy N045*
4.79	9.24	4,328,737	3,026,400	904,601	468,383	Laparoscopic adnexa procedures for non-malignancy N046*
3.23	8.32	2,552,154	1,911,280	791,124	306,774	Other uterine procedures for non-malignancy N047*
6.91	13.09	4,267,660	2,956,758	617,312	326,035	Adnexa procedures for non-malignancy N048*
6.23	10.08	3,242,696	2,798,720	520,556	321,729	Cesarean section delivery
6.24	9.92	3,240,517	2,795,998	519,549	326,696	Cesarean section delivery(Single baby) O016
6.14	11.87	3,267,120	2,829,230	532,011	275,210	Cesarean section delivery(Multiple) O017

Note : 1) According to the review result 2) * : Disease code became more specified from July 2013 as the program became mandatory to hospital and clinic
3) Selective benefit is included in review records from 2021

제IV-10-3표
Table IV-10-3

질병군 세부 분류별
Detailed Review Records by

질 병 군 분 류 기 호	청 구 건 수 Claims	일 수 Number of Days		진 료 비 (천 원) Medical Expenses(KRW 1,000)	
		입 내 원 Visit	요 양 급 여 Reimbursed	계 Total	급 여 비 Benefit
계	210,779	808,036	1,297,758	439,890,314	347,733,456
수정체 수술	44,466	49,030	78,063	51,241,370	40,882,949
C051 수정체 조절개 수술(유리체 절제술 유무와 무관), 단안	43,497	46,314	73,276	49,128,489	39,208,943
C052 수정체 조절개 수술(유리체 절제술 유무와 무관), 양안	921	2,664	4,707	2,062,866	1,633,890
C053 수정체 대절개 수술(유리체 절제술 유무와 무관), 단안	48	52	80	50,015	40,116
C054 수정체 대절개 수술(유리체 절제술 유무와 무관), 양안	-	-	-	-	-
편도 및 아데노이드 절제술	2,908	8,728	19,657	4,550,652	3,332,142
D111 편도 및 아데노이드 절제술	2,908	8,728	19,657	4,550,652	3,332,142
충수절제술	7,584	34,978	61,948	26,356,919	18,919,366
G081 복잡한 주진단에 의한 충수 절제술	157	1,278	1,963	538,782	397,568
G082 복잡한 주진단이 없는 충수 절제술	222	1,130	1,939	539,174	408,982
G083 복강경을 이용한 복잡한 주진단에 의한 충수절제술	3,919	18,367	32,130	14,837,163	10,763,878
G084 복강경을 이용한 복잡한 주진단이 없는 충수절제술	3,286	14,203	25,916	10,441,800	7,348,938
서혜 및 대퇴부 탈장 수술	8,034	17,573	48,967	16,616,774	13,052,276
G095 복강경을 이용한 서혜 및 대퇴부 탈장수술(장관절제 미동반), 단측	1,631	3,715	9,015	4,109,857	3,094,073
G096 서혜 및 대퇴부 탈장 수술(장관절제 미동반), 단측	5,126	11,729	34,405	8,795,856	6,963,807
G097 복강경을 이용한 서혜 및 대퇴부 탈장수술(장관절제 미동반), 양측	946	1,288	3,354	2,854,535	2,303,964
G098 서혜 및 대퇴부 탈장수술(장관절제 미동반), 양측	331	841	2,193	856,526	690,432
항문 및 항문주위 수술	52,053	142,291	329,514	70,626,662	52,934,029
G102 복수 항문수술	3,596	11,598	28,846	5,547,697	4,123,904
G104 기타 항문수술	10,484	15,373	42,545	9,803,611	7,654,611
G105 원형자동문합기를 이용한 치핵절제술	7,934	28,748	47,597	13,051,403	9,668,832
G106 주요 항문수술	30,039	86,572	210,526	42,223,950	31,486,683
자궁 및 자궁부속기 수술	24,936	114,757	183,153	87,785,825	62,243,677
N041 복강경을 이용한 자궁적출술(악성종양 제외)	5,548	29,619	44,441	24,789,122	17,430,987
N042 기타 자궁적출술(악성종양 제외)	1,473	9,587	13,902	5,102,729	3,797,885
N045* 복강경을 이용한 기타 자궁 수술(악성종양 제외)	7,216	35,227	54,679	28,398,675	19,722,314
N046* 복강경을 이용한 자궁부속기 수술(악성종양 제외)	6,296	29,161	46,913	19,945,808	13,874,358
N047* 기타 자궁 수술(악성종양 제외)	3,808	8,848	19,308	7,863,084	6,142,243
N048* 자궁부속기 수술(악성종양 제외)	595	2,315	3,910	1,686,408	1,275,889
제왕절개분만	70,798	440,679	576,456	182,712,112	156,369,018
O016 제왕절개분만(다태아)	69,219	431,035	563,781	178,578,646	152,819,323
O017 제왕절개분만(단태아)	1,579	9,644	12,675	4,133,466	3,549,695

주 : 1) 심사일 기준 2) * : 2013.7 월 종합병원 이상 당연적용되면서 질병군 분류번호 세분화
3) 2021 년 심사실적부터 선별급여비용 포함

진료비 심사실적(병원)

Diagnosis Related Group(Hospital)

(단위 : 건, 일, 원)
Unit : Claim, Day, KRW

건 당 일 수 Days per Claim		건 당 진 료 비 Medical Expense perclaim	건 당 급 여 비 Benefit perclaim	일 당 진 료 비 Medical Expense per day		DRG Code
입 내 원 Visit	요 양 급 여 Reimbursed			입 내 원 Visit	요 양 급 여 Reimbursed	
3.83	6.16	2,086,974	1,649,754	544,394	338,962	Total
1.10	1.76	1,152,372	919,420	1,045,102	656,410	Lens procedures
1.06	1.68	1,129,468	901,417	1,060,770	670,458	Lens procedures with small incision, unilateral C051
2.89	5.11	2,239,811	1,774,039	774,349	438,255	Lens procedures with small incision, bilateral C052
1.08	1.67	1,041,977	835,749	961,825	625,186	Lens procedures with large incision, unilateral C053
-	-	-	-	-	-	Lens procedures with large incision, bilateral C054
3.00	6.76	1,564,874	1,145,853	521,385	231,503	Tonsillectomy and Adenoidectomy
3.00	6.76	1,564,874	1,145,853	521,385	231,503	Tonsillectomy and Adenoidectomy D111
4.61	8.17	3,475,332	2,494,642	753,528	425,468	Appendectomy
8.14	12.50	3,431,734	2,532,277	421,582	274,469	Appendectomy with complicated principal diagnosis G081
5.09	8.73	2,428,713	1,842,263	477,145	278,068	Appendectomy without complicated principal diagnosis G082
4.69	8.20	3,785,956	2,746,588	807,816	461,785	Laparoscopic appendectomy with complicated principal diagnosis G083
4.32	7.89	3,177,663	2,236,439	735,183	402,909	Laparoscopic appendectomy without complicated principal diagnosis G084
2.19	6.09	2,068,306	1,624,630	945,585	339,346	Inguinal and Femoral hernia procedures
2.28	5.53	2,519,838	1,897,040	1,106,287	455,891	Inguinal and femoral hernia procedures, unilateral, Laparoscopy G095
2.29	6.71	1,715,930	1,358,527	749,924	255,656	Inguinal and femoral hernia procedures, unilateral G096
1.36	3.55	3,017,479	2,435,480	2,216,254	851,084	Inguinal and femoral hernia procedures, bilateral, Laparoscopy G097
2.54	6.63	2,587,691	2,085,898	1,018,461	390,573	Inguinal and femoral hernia procedures, bilateral G098
2.73	6.33	1,356,822	1,016,926	496,354	214,336	Anal and Perianal procedures
3.23	8.02	1,542,741	1,146,803	478,332	192,321	Multiple anal procedures G102
1.47	4.06	935,102	730,123	637,716	230,429	Other anal procedures G104
3.62	6.00	1,644,997	1,218,658	453,993	274,206	Circular Stapled Hemorrhoidectomy G105
2.88	7.01	1,405,638	1,048,193	487,732	200,564	Major anal procedures G106
4.60	7.34	3,520,445	2,496,137	764,971	479,303	Uterine and adnexal procedures for non-malignancy
5.34	8.01	4,468,119	3,141,851	836,933	557,798	Laparoscopic hysterectomy for non-malignancy N041
6.51	9.44	3,464,175	2,578,333	532,255	367,050	Other hysterectomy for non-malignancy N042
4.88	7.58	3,935,515	2,733,137	806,162	519,371	Laparoscopic other uterine procedures for non-malignancy N045*
4.63	7.45	3,168,013	2,203,678	683,989	425,166	Laparoscopic adnexa procedures for non-malignancy N046*
2.32	5.07	2,064,885	1,612,984	888,685	407,245	Other uterine procedures for non-malignancy N047*
3.89	6.57	2,834,298	2,144,350	728,470	431,306	Adnexa procedures for non-malignancy N048*
6.22	8.14	2,580,752	2,208,664	414,615	316,958	Cesarean section delivery
6.23	8.14	2,579,908	2,207,766	414,302	316,752	Cesarean section delivery(Single baby) O016
6.11	8.03	2,617,775	2,248,065	428,605	326,112	Cesarean section delivery(Multiple) O017

Note : 1) According to the review result 2) * : Disease code became more specified from July 2013 as the program became mandatory to hospital and clinic
3) Selective benefit is included in review records from 2021

제IV-10-4표
Table IV-10-4

질병군 세부 분류별
Detailed Review Records by

질 병 군 분 류 기 호	청 구 건 수 Claims	일 수 Number of Days		진 료 비 (천 원) Medical Expenses(KRW 1,000)	
		입 내 원 Visit	요 양 급 여 Reimbursed	계 Total	급 여 비 Benefit
계	669,728	1,070,351	1,486,050	820,472,020	659,740,774
수정체 수술	443,121	445,599	538,975	484,973,817	388,668,648
C051 수정체 조절개 수술(유리체 절제술 유무와 무관), 단안	439,219	440,956	533,137	478,611,639	383,508,692
C052 수정체 조절개 수술(유리체 절제술 유무와 무관), 양안	2,074	2,806	3,735	4,377,862	3,563,302
C053 수정체 대절개 수술(유리체 절제술 유무와 무관), 단안	1,713	1,719	1,978	1,741,729	1,397,793
C054 수정체 대절개 수술(유리체 절제술 유무와 무관), 양안	115	118	125	242,587	198,861
편도 및 아데노이드 절제술	5,501	12,732	22,982	7,180,851	5,684,926
D111 편도 및 아데노이드 절제술	5,501	12,732	22,982	7,180,851	5,684,926
충수절제술	2,929	12,194	20,635	9,056,723	6,727,057
G081 복잡한 주진단에 의한 충수 절제술	52	387	521	157,160	123,436
G082 복잡한 주진단이 없는 충수 절제술	98	510	692	242,433	190,219
G083 복강경을 이용한 복잡한 주진단에 의한 충수절제술	809	3,769	6,228	2,886,590	2,078,401
G084 복강경을 이용한 복잡한 주진단이 없는 충수절제술	1,970	7,528	13,194	5,770,540	4,335,001
서혜 및 대퇴부 탈장 수술	3,157	6,597	11,456	5,377,369	4,310,608
G095 복강경을 이용한 서혜 및 대퇴부 탈장수술(장관절제 미동반), 단측	700	1,786	4,006	1,639,690	1,242,963
G096 서혜 및 대퇴부 탈장 수술(장관절제 미동반), 단측	2,255	4,428	6,774	3,275,318	2,678,184
G097 복강경을 이용한 서혜 및 대퇴부 탈장수술(장관절제 미동반), 양측	83	194	418	211,451	168,576
G098 서혜 및 대퇴부 탈장수술(장관절제 미동반), 양측	119	189	258	250,910	220,885
항문 및 항문주위 수술	163,120	299,788	467,991	177,389,887	139,027,130
G102 복수 항문수술	8,912	18,316	29,253	11,957,000	9,323,684
G104 기타 항문수술	50,776	57,700	100,300	38,906,880	31,138,721
G105 원형자동문합기를 이용한 치핵절제술	14,443	35,426	57,457	21,112,740	16,456,452
G106 주요 항문수술	88,989	188,346	280,981	105,413,267	82,108,272
자궁 및 자궁부속기 수술	9,842	33,930	64,944	25,911,381	19,594,788
N041 복강경을 이용한 자궁적출술(악성종양 제외)	1,267	6,430	10,897	4,956,616	3,624,759
N042 기타 자궁적출술(악성종양 제외)	565	3,782	5,298	1,675,887	1,241,887
N045* 복강경을 이용한 기타 자궁 수술(악성종양 제외)	1,757	8,380	14,915	6,203,297	4,479,035
N046* 복강경을 이용한 자궁부속기 수술(악성종양 제외)	1,713	7,115	12,491	4,881,644	3,573,930
N047* 기타 자궁 수술(악성종양 제외)	2,611	4,589	12,782	4,494,683	3,618,048
N048* 자궁부속기 수술(악성종양 제외)	1,929	3,634	8,561	3,699,254	3,057,129
제왕절개분만	42,058	259,511	359,067	110,581,993	95,727,617
O016 제왕절개분만(단태아)	41,564	256,508	354,882	109,277,937	94,594,994
O017 제왕절개분만(다태아)	494	3,003	4,185	1,304,056	1,132,623

주 : 1) 심사일 기준 2) * : 2013.7 월 종합병원 이상 당연적용되면서 질병군 분류번호 세분화
3) 2021 년 심사실적부터 선별급여비용 포함

진료비 심사실적(의원)

Diagnosis Related Group(Clinic)

(단위 : 건, 일, 원)
Unit : Claim, Day, KRW

건 당 일 수 Days per Claim		건 당 진 료 비 Medical Expense perclaim	건 당 급 여 비 Benefit perclaim	일 당 진 료 비 Medical Expense per day		DRG Code
입 내 원 Visit	요 양 급 여 Reimbursed			입 내 원 Visit	요 양 급 여 Reimbursed	
1.60	2.22	1,225,082	985,088	766,545	552,116	Total
1.01	1.22	1,094,450	877,116	1,088,364	899,808	Lens procedures
1.00	1.21	1,089,688	873,161	1,085,395	897,727	Lens procedures with small incision, unilateral C051
1.35	1.80	2,110,830	1,718,082	1,560,179	1,172,118	Lens procedures with small incision, bilateral C052
1.00	1.15	1,016,771	815,991	1,013,222	880,550	Lens procedures with large incision, unilateral C053
1.03	1.09	2,109,450	1,729,229	2,055,820	1,940,694	Lens procedures with large incision, bilateral C054
2.31	4.18	1,305,372	1,033,435	564,000	312,455	Tonsillectomy and Adenoidectomy
2.31	4.18	1,305,372	1,033,435	564,000	312,455	Tonsillectomy and Adenoidectomy D111
4.16	7.05	3,092,087	2,296,708	742,720	438,901	Appendectomy
7.44	10.02	3,022,317	2,373,774	406,099	301,652	Appendectomy with complicated principal diagnosis G081
5.20	7.06	2,473,805	1,941,006	475,359	350,337	Appendectomy without complicated principal diagnosis G082
4.66	7.70	3,568,096	2,569,099	765,877	463,486	Laparoscopic appendectomy with complicated principal diagnosis G083
3.82	6.70	2,929,208	2,200,508	766,544	437,361	Laparoscopic appendectomy without complicated principal diagnosis G084
2.09	3.63	1,703,316	1,365,413	815,123	469,393	Inguinal and Femoral hernia procedures
2.55	5.72	2,342,415	1,775,661	918,080	409,309	Inguinal and femoral hernia procedures, unilateral, Laparoscopy G095
1.96	3.00	1,452,469	1,187,665	739,683	483,513	Inguinal and femoral hernia procedures, unilateral G096
2.34	5.04	2,547,602	2,031,037	1,089,953	505,863	Inguinal and femoral hernia procedures, bilateral, Laparoscopy G097
1.59	2.17	2,108,487	1,856,180	1,327,566	972,519	Inguinal and femoral hernia procedures, bilateral G098
1.84	2.87	1,087,481	852,300	591,718	379,046	Anal and Perianal procedures
2.06	3.28	1,341,674	1,046,194	652,817	408,744	Multiple anal procedures G102
1.14	1.98	766,245	613,257	674,296	387,905	Other anal procedures G104
2.45	3.98	1,461,797	1,139,407	595,967	367,453	Circular Stapled Hemorrhoidectomy G105
2.12	3.16	1,184,565	922,679	559,679	375,162	Major anal procedures G106
3.45	6.60	2,632,735	1,990,936	763,672	398,980	Uterine and adnexal procedures for non-malignancy
5.07	8.60	3,912,088	2,860,899	770,858	454,861	Laparoscopic hysterectomy for non-malignancy N041
6.69	9.38	2,966,172	2,198,030	443,122	316,324	Other hysterectomy for non-malignancy N042
4.77	8.49	3,530,619	2,549,252	740,250	415,910	Laparoscopic other uterine procedures for non-malignancy N045*
4.15	7.29	2,849,763	2,086,357	686,106	390,813	Laparoscopic adnexa procedures for non-malignancy N046*
1.76	4.90	1,721,441	1,385,694	979,447	351,642	Other uterine procedures for non-malignancy N047*
1.88	4.44	1,917,706	1,584,826	1,017,957	432,105	Adnexa procedures for non-malignancy N048*
6.17	8.54	2,629,274	2,276,086	426,117	307,970	Cesarean section delivery
6.17	8.54	2,629,149	2,275,888	426,022	307,928	Cesarean section delivery(Single baby) O016
6.08	8.47	2,639,789	2,292,759	434,251	311,602	Cesarean section delivery(Multiple) O017

Note : 1) According to the review result 2) * : Disease code became more specified from July 2013 as the program became mandatory to hospital and clinic
3) Selective benefit is included in review records from 2021

제IV-11표
Table IV-11

방문일당 약제비 크기별
Review Records by the Amount

구 분 Division	청 구 건 수 Claims	일 수 Number of Days		진 료 비 (천 원) Medical Expenses (KRW 1,000)	
		방 문 Visit	투 약 Administration	계 Total	금 여 비 Benefit
계 Total	537,388,454	537,388,454	9,869,144,685	23,030,594,589	16,751,731,334
0 ~ 3,000 원 KRW	132,711	132,711	442,697	278,035	219,143
3,001 ~ 4,000	13,141	13,141	48,613	41,958	37,843
4,001 ~ 5,000	7,322	7,322	51,084	32,057	23,956
5,001 ~ 6,000	578,617	578,617	1,132,492	3,337,392	2,498,784
6,001 ~ 7,000	4,004,343	4,004,343	6,586,396	26,539,350	20,054,172
7,001 ~ 8,000	10,642,744	10,642,744	24,976,804	80,468,837	61,301,670
8,001 ~ 9,000	20,555,556	20,555,556	60,886,169	175,623,705	134,536,467
9,001 ~ 10,000	27,181,813	27,181,813	87,815,337	258,867,317	199,795,586
10,001 ~ 12,000	58,704,840	58,704,840	213,826,474	646,820,575	481,673,590
12,001 ~ 14,000	56,275,303	56,275,303	239,784,768	730,528,157	528,969,128
14,001 ~ 16,000	48,838,276	48,838,276	251,268,567	731,324,723	528,754,707
16,001 ~ 18,000	39,069,226	39,069,226	224,433,318	662,793,288	477,900,499
18,001 ~ 20,000	30,592,523	30,592,523	238,152,544	580,066,678	417,081,714
20,001 ~ 25,000	48,809,983	48,809,983	492,868,279	1,086,901,520	778,478,047
25,001 ~ 30,000	28,411,101	28,411,101	452,432,163	776,675,452	553,121,123
30,001 ~ 35,000	18,727,030	18,727,030	404,097,451	606,415,173	430,424,854
35,001 ~ 40,000	14,724,519	14,724,519	389,108,373	551,217,778	390,301,088
40,001 ~ 45,000	11,606,991	11,606,991	336,108,793	492,849,325	348,820,795
45,001 ~ 50,000	9,279,563	9,279,563	293,115,388	440,149,013	311,491,423
50,001 ~ 55,000	9,231,754	9,231,754	315,100,091	483,173,353	341,585,599
55,001 ~ 60,000	8,447,218	8,447,218	323,244,352	485,822,032	343,324,590
60,001 ~ 65,000	7,133,181	7,133,181	282,912,240	445,869,905	315,211,428
65,001 ~ 70,000	6,510,603	6,510,603	274,215,619	438,902,373	310,280,677
70,001 ~ 75,000	5,602,967	5,602,967	235,919,252	405,850,283	287,027,339
75,001 ~ 80,000	5,475,856	5,475,856	251,256,521	424,243,370	300,072,984
80,001 ~ 85,000	4,953,310	4,953,310	240,054,632	408,366,036	288,704,991
85,001 ~ 90,000	4,407,196	4,407,196	214,541,993	385,368,078	272,527,227
90,001 ~ 95,000	4,133,896	4,133,896	207,346,998	382,227,661	270,298,807
95,001 ~ 100,000	3,741,786	3,741,786	191,085,933	364,767,517	257,998,925
100,001 이상 and over	49,595,085	49,595,085	3,616,331,344	10,955,073,647	8,099,214,177

주 : 1) 심사일 기준 2) 약국 처방조제 명세서 상의 방문일당 약제비의 <계>와 처방전발행기관총별 실적의 <합>이 다를 수 있음
3) 한의원 심사실적 미포함

진료비 심사실적(처방조제) (계)

of Drug cost per visit(Prescription) (Total)

(단위 : 건, 일, 원)
Unit : Claim, Day, KRW

건 당 일 수 Days per claim		건 당 진 료 비 Medical Expenses perclaim	건 당 급 여 비 Benefit perclaim	일 당 진 료 비 Medical Expenses per day		일 당 급 여 비 Benefit per day	
방 문 Visit	투 약 Administration			방 문 Visit	투 약 Administration	방 문 Visit	투 약 Administration
1.00	18.37	42,857	31,172	42,857	2,334	31,172	1,697
1.00	3.34	2,095	1,651	2,095	628	1,651	495
1.00	3.70	3,193	2,880	3,193	863	2,880	778
1.00	6.98	4,378	3,272	4,378	628	3,272	469
1.00	1.96	5,768	4,319	5,768	2,947	4,319	2,206
1.00	1.64	6,628	5,008	6,628	4,029	5,008	3,045
1.00	2.35	7,561	5,760	7,561	3,222	5,760	2,454
1.00	2.96	8,544	6,545	8,544	2,884	6,545	2,210
1.00	3.23	9,524	7,350	9,524	2,948	7,350	2,275
1.00	3.64	11,018	8,205	11,018	3,025	8,205	2,253
1.00	4.26	12,981	9,400	12,981	3,047	9,400	2,206
1.00	5.14	14,974	10,827	14,974	2,911	10,827	2,104
1.00	5.74	16,965	12,232	16,965	2,953	12,232	2,129
1.00	7.78	18,961	13,633	18,961	2,436	13,633	1,751
1.00	10.10	22,268	15,949	22,268	2,205	15,949	1,579
1.00	15.92	27,337	19,468	27,337	1,717	19,468	1,223
1.00	21.58	32,382	22,984	32,382	1,501	22,984	1,065
1.00	26.43	37,435	26,507	37,435	1,417	26,507	1,003
1.00	28.96	42,461	30,053	42,461	1,466	30,053	1,038
1.00	31.59	47,432	33,567	47,432	1,502	33,567	1,063
1.00	34.13	52,338	37,001	52,338	1,533	37,001	1,084
1.00	38.27	57,513	40,644	57,513	1,503	40,644	1,062
1.00	39.66	62,506	44,189	62,506	1,576	44,189	1,114
1.00	42.12	67,413	47,658	67,413	1,601	47,658	1,132
1.00	42.11	72,435	51,228	72,435	1,720	51,228	1,217
1.00	45.88	77,475	54,799	77,475	1,688	54,799	1,194
1.00	48.46	82,443	58,285	82,443	1,701	58,285	1,203
1.00	48.68	87,441	61,837	87,441	1,796	61,837	1,270
1.00	50.16	92,462	65,386	92,462	1,843	65,386	1,304
1.00	51.07	97,485	68,951	97,485	1,909	68,951	1,350
1.00	72.92	220,890	163,307	220,890	3,029	163,307	2,240

Note : 1) According to the review result 2) Sum of daily prescription and dispensing fees at pharmacies and the sum of prescribed fees may not coincide
3) Korean medicine clinics review records were excluded

제IV-11-1표
Table IV-11-1

방문일당 약제비 크기별
Review Records by the Amount

구 분 Division	청 구 건 수 Claims	일 수 Number of Days		진 료 비 (천 원) Medical Expenses (KRW 1,000)	
		방 문 Visit	투 약 Administration	계 Total	금 여 비 Benefit
계 Total	18,330,512	18,330,512	1,439,162,285	3,775,488,228	2,977,220,817
0 ~ 3,000 원 KRW	1,376	1,376	63,017	403	280
3,001 ~ 4,000	76	76	1,449	272	218
4,001 ~ 5,000	81	81	1,648	362	282
5,001 ~ 6,000	68,219	68,219	214,443	387,234	303,692
6,001 ~ 7,000	77,853	77,853	128,765	514,697	412,893
7,001 ~ 8,000	105,919	105,919	252,605	794,692	638,544
8,001 ~ 9,000	143,119	143,119	590,169	1,212,762	986,508
9,001 ~ 10,000	146,176	146,176	639,833	1,382,869	1,133,588
10,001 ~ 12,000	311,955	311,955	2,098,622	3,447,253	2,728,994
12,001 ~ 14,000	334,009	334,009	3,385,388	4,337,663	3,344,569
14,001 ~ 16,000	352,516	352,516	4,714,871	5,286,375	4,052,663
16,001 ~ 18,000	341,293	341,293	5,043,016	5,801,156	4,390,632
18,001 ~ 20,000	359,936	359,936	11,963,928	6,854,102	5,204,408
20,001 ~ 25,000	835,720	835,720	32,233,153	18,814,416	14,319,934
25,001 ~ 30,000	774,814	774,814	44,095,305	21,235,121	16,173,823
30,001 ~ 35,000	684,848	684,848	50,761,429	22,254,920	16,888,060
35,001 ~ 40,000	586,141	586,141	33,705,872	21,892,227	16,573,370
40,001 ~ 45,000	480,023	480,023	26,107,519	20,374,975	15,420,982
45,001 ~ 50,000	435,339	435,339	23,848,189	20,665,814	15,625,477
50,001 ~ 55,000	438,962	438,962	26,691,358	22,971,592	17,326,643
55,001 ~ 60,000	384,586	384,586	21,776,110	22,100,712	16,722,899
60,001 ~ 65,000	352,253	352,253	21,536,768	22,021,810	16,606,504
65,001 ~ 70,000	326,082	326,082	20,763,516	21,994,624	16,610,014
70,001 ~ 75,000	296,429	296,429	18,021,476	21,483,524	16,232,289
75,001 ~ 80,000	315,275	315,275	21,120,746	24,440,628	18,612,325
80,001 ~ 85,000	292,395	292,395	21,284,371	24,138,626	18,268,721
85,001 ~ 90,000	277,356	277,356	19,832,115	24,266,290	18,275,096
90,001 ~ 95,000	263,901	263,901	19,596,580	24,409,145	18,402,875
95,001 ~ 100,000	248,897	248,897	18,543,162	24,258,035	18,327,677
100,001 이상 and over	9,094,963	9,094,963	990,146,862	3,388,145,929	2,683,636,858

주 : 약국 요양급여비용명세서의 처방전발행기관이 확인된 명세서를 기준으로 함

진료비 심사실적(처방조제) (상급종합병원)

of Drug cost per visit(Prescription) (Tertiary hospital)

(단위 : 건, 일, 원)
Unit : Claim, Day, KRW

건 당 일 수 Days per claim		건 당 진 료 비 Medical Expenses perclaim	건 당 급 여 비 Benefit perclaim	일 당 진 료 비 Medical Expenses per day		일 당 급 여 비 Benefit per day	
방 문 Visit	투 약 Administration			방 문 Visit	투 약 Administration	방 문 Visit	투 약 Administration
1.00	78.51	205,967	162,419	205,967	2,623	162,419	2,069
1.00	45.80	293	203	293	6	203	4
1.00	19.07	3,573	2,869	3,573	187	2,869	150
1.00	20.35	4,475	3,482	4,475	220	3,482	171
1.00	3.14	5,676	4,452	5,676	1,806	4,452	1,416
1.00	1.65	6,611	5,303	6,611	3,997	5,303	3,207
1.00	2.38	7,503	6,029	7,503	3,146	6,029	2,528
1.00	4.12	8,474	6,893	8,474	2,055	6,893	1,672
1.00	4.38	9,460	7,755	9,460	2,161	7,755	1,772
1.00	6.73	11,050	8,748	11,050	1,643	8,748	1,300
1.00	10.14	12,987	10,013	12,987	1,281	10,013	988
1.00	13.37	14,996	11,496	14,996	1,121	11,496	860
1.00	14.78	16,998	12,865	16,998	1,150	12,865	871
1.00	33.24	19,043	14,459	19,043	573	14,459	435
1.00	38.57	22,513	17,135	22,513	584	17,135	444
1.00	56.91	27,407	20,874	27,407	482	20,874	367
1.00	74.12	32,496	24,660	32,496	438	24,660	333
1.00	57.50	37,350	28,275	37,350	650	28,275	492
1.00	54.39	42,446	32,126	42,446	780	32,126	591
1.00	54.78	47,471	35,893	47,471	867	35,893	655
1.00	60.81	52,332	39,472	52,332	861	39,472	649
1.00	56.62	57,466	43,483	57,466	1,015	43,483	768
1.00	61.14	62,517	47,144	62,517	1,023	47,144	771
1.00	63.68	67,451	50,938	67,451	1,059	50,938	800
1.00	60.80	72,474	54,759	72,474	1,192	54,759	901
1.00	66.99	77,522	59,035	77,522	1,157	59,035	881
1.00	72.79	82,555	62,480	82,555	1,134	62,480	858
1.00	71.50	87,491	65,890	87,491	1,224	65,890	921
1.00	74.26	92,494	69,734	92,494	1,246	69,734	939
1.00	74.50	97,462	73,636	97,462	1,308	73,636	988
1.00	108.87	372,530	295,068	372,530	3,422	295,068	2,710

Note : Claims from pharmacies where the issue of dispersed prescription was confirmed

제IV-11-2표
Table IV-11-2

방문일당 약제비 크기별
Review Records by the Amount

구 분 Division	청 구 건 수 Claims	일 수 Number of Days		진 료 비 (천 원) Medical Expenses (KRW 1,000)	
		방 문 Visit	투 약 Administration	계 Total	금 여 비 Benefit
계 Total	35,609,861	35,609,861	1,690,825,469	3,900,091,483	2,777,919,326
0 ~ 3,000 원 KRW	1,417	1,417	32,202	862	596
3,001 ~ 4,000	1,258	1,258	3,292	3,860	3,732
4,001 ~ 5,000	316	316	2,859	1,370	1,006
5,001 ~ 6,000	90,925	90,925	214,378	515,638	372,686
6,001 ~ 7,000	162,951	162,951	312,990	1,081,942	796,418
7,001 ~ 8,000	330,295	330,295	870,923	2,488,481	1,830,668
8,001 ~ 9,000	519,880	519,880	2,053,277	4,421,587	3,261,015
9,001 ~ 10,000	566,333	566,333	2,380,270	5,382,247	3,969,581
10,001 ~ 12,000	1,298,203	1,298,203	7,049,199	14,302,039	10,278,832
12,001 ~ 14,000	1,347,197	1,347,197	9,056,863	17,525,982	12,271,980
14,001 ~ 16,000	1,376,824	1,376,824	12,152,628	20,657,027	14,420,432
16,001 ~ 18,000	1,301,124	1,301,124	12,286,646	22,113,491	15,317,804
18,001 ~ 20,000	1,219,137	1,219,137	18,045,127	23,168,953	16,028,396
20,001 ~ 25,000	2,501,859	2,501,859	51,208,998	56,083,581	38,888,324
25,001 ~ 30,000	1,943,199	1,943,199	57,080,447	53,195,373	36,651,250
30,001 ~ 35,000	1,503,145	1,503,145	51,735,784	48,761,995	33,533,803
35,001 ~ 40,000	1,233,725	1,233,725	41,891,107	46,182,251	31,605,313
40,001 ~ 45,000	1,003,717	1,003,717	35,298,403	42,603,189	29,224,538
45,001 ~ 50,000	847,518	847,518	31,831,678	40,244,158	27,604,375
50,001 ~ 55,000	839,846	839,846	36,186,745	43,996,327	30,106,416
55,001 ~ 60,000	753,011	753,011	33,891,046	43,276,327	29,475,062
60,001 ~ 65,000	681,615	681,615	31,726,905	42,601,870	29,088,345
65,001 ~ 70,000	649,737	649,737	32,824,209	43,830,534	29,951,188
70,001 ~ 75,000	589,995	589,995	29,260,499	42,758,105	29,190,857
75,001 ~ 80,000	617,156	617,156	34,389,321	47,819,559	32,584,237
80,001 ~ 85,000	584,947	584,947	34,399,031	48,247,748	32,825,256
85,001 ~ 90,000	542,249	542,249	32,373,766	47,431,253	32,344,599
90,001 ~ 95,000	520,420	520,420	31,854,529	48,115,875	32,814,194
95,001 ~ 100,000	489,323	489,323	30,405,122	47,699,822	32,515,537
100,001 이상 and over	12,092,539	12,092,539	1,030,007,225	3,045,580,038	2,190,962,886

주 : 약국 요양급여비용명세서의 처방전발행기관이 확인된 명세서를 기준으로 함

진료비 심사실적(처방조제) (종합병원)

of Drug cost per visit(Prescription) (General Hospital)

(단위 : 건, 일, 원)
Unit : Claim, Day, KRW

건 당 일 수 Days per claim		건 당 진 료 비 Medical Expenses perclaim	건 당 급 여 비 Benefit perclaim	일 당 진 료 비 Medical Expenses per day		일 당 급 여 비 Benefit per day	
방 문 Visit	투 약 Administration			방 문 Visit	투 약 Administration	방 문 Visit	투 약 Administration
1.00	47.48	109,523	78,010	109,523	2,307	78,010	1,643
1.00	22.73	609	420	609	27	420	19
1.00	2.62	3,068	2,966	3,068	1,173	2,966	1,134
1.00	9.05	4,335	3,182	4,335	479	3,182	352
1.00	2.36	5,671	4,099	5,671	2,405	4,099	1,738
1.00	1.92	6,640	4,887	6,640	3,457	4,887	2,545
1.00	2.64	7,534	5,543	7,534	2,857	5,543	2,102
1.00	3.95	8,505	6,273	8,505	2,153	6,273	1,588
1.00	4.20	9,504	7,009	9,504	2,261	7,009	1,668
1.00	5.43	11,017	7,918	11,017	2,029	7,918	1,458
1.00	6.72	13,009	9,109	13,009	1,935	9,109	1,355
1.00	8.83	15,003	10,474	15,003	1,700	10,474	1,187
1.00	9.44	16,996	11,773	16,996	1,800	11,773	1,247
1.00	14.80	19,004	13,147	19,004	1,284	13,147	888
1.00	20.47	22,417	15,544	22,417	1,095	15,544	759
1.00	29.37	27,375	18,861	27,375	932	18,861	642
1.00	34.42	32,440	22,309	32,440	943	22,309	648
1.00	33.95	37,433	25,618	37,433	1,102	25,618	754
1.00	35.17	42,445	29,116	42,445	1,207	29,116	828
1.00	37.56	47,485	32,571	47,485	1,264	32,571	867
1.00	43.09	52,386	35,848	52,386	1,216	35,848	832
1.00	45.01	57,471	39,143	57,471	1,277	39,143	870
1.00	46.55	62,501	42,676	62,501	1,343	42,676	917
1.00	50.52	67,459	46,097	67,459	1,335	46,097	912
1.00	49.59	72,472	49,476	72,472	1,461	49,476	998
1.00	55.72	77,484	52,797	77,484	1,391	52,797	948
1.00	58.81	82,482	56,117	82,482	1,403	56,117	954
1.00	59.70	87,471	59,649	87,471	1,465	59,649	999
1.00	61.21	92,456	63,053	92,456	1,510	63,053	1,030
1.00	62.14	97,481	66,450	97,481	1,569	66,450	1,069
1.00	85.18	251,856	181,183	251,856	2,957	181,183	2,127

Note : Claims from pharmacies where the issue of dispersed prescription was confirmed

제Ⅳ-11-3표
Table IV-11-3

방문일당 약제비 크기별
Review Records by the Amount

구 분 Division	청 구 건 수 Claims	일 수 Number of Days		진 료 비 (천 원) Medical Expenses (KRW 1,000)	
		방 문 Visit	투 약 Administration	계 Total	금 여 비 Benefit
계 Total	38,130,417	38,130,417	661,683,496	1,478,231,151	1,062,542,210
0 ~ 3,000 원 KRW	86,788	86,788	21,700	220,674	176,144
3,001 ~ 4,000	1,268	1,268	7,364	3,985	3,697
4,001 ~ 5,000	368	368	2,618	1,588	1,183
5,001 ~ 6,000	50,633	50,633	147,009	287,103	213,267
6,001 ~ 7,000	187,862	187,862	385,189	1,250,413	931,847
7,001 ~ 8,000	637,046	637,046	1,697,003	4,815,631	3,667,418
8,001 ~ 9,000	1,170,532	1,170,532	3,938,276	9,980,407	7,657,947
9,001 ~ 10,000	1,397,759	1,397,759	5,010,387	13,311,731	10,226,254
10,001 ~ 12,000	3,352,191	3,352,191	13,587,348	36,945,333	27,930,810
12,001 ~ 14,000	3,674,425	3,674,425	17,585,274	47,822,016	35,561,528
14,001 ~ 16,000	3,554,673	3,554,673	20,187,639	53,294,823	39,514,670
16,001 ~ 18,000	3,083,152	3,083,152	18,881,124	52,347,515	38,673,493
18,001 ~ 20,000	2,572,376	2,572,376	19,811,160	48,802,875	35,898,734
20,001 ~ 25,000	4,321,311	4,321,311	41,397,013	96,218,714	70,268,503
25,001 ~ 30,000	2,452,494	2,452,494	38,454,040	66,880,291	48,231,732
30,001 ~ 35,000	1,526,629	1,526,629	31,501,121	49,378,157	35,303,286
35,001 ~ 40,000	1,177,235	1,177,235	30,605,995	44,008,297	31,266,118
40,001 ~ 45,000	834,781	834,781	22,862,194	35,404,658	25,095,034
45,001 ~ 50,000	643,614	643,614	19,088,554	30,518,235	21,614,825
50,001 ~ 55,000	637,818	637,818	21,796,382	33,378,631	23,595,380
55,001 ~ 60,000	552,074	552,074	21,136,123	31,728,805	22,427,437
60,001 ~ 65,000	471,701	471,701	18,128,122	29,497,800	20,849,254
65,001 ~ 70,000	433,315	433,315	17,817,224	29,209,021	20,649,837
70,001 ~ 75,000	375,098	375,098	15,263,211	27,180,195	19,212,265
75,001 ~ 80,000	377,163	377,163	17,239,303	29,208,093	20,625,836
80,001 ~ 85,000	334,003	334,003	15,983,074	27,533,740	19,445,195
85,001 ~ 90,000	306,270	306,270	15,464,664	26,779,062	18,932,657
90,001 ~ 95,000	306,580	306,580	15,914,990	28,351,065	20,019,422
95,001 ~ 100,000	261,687	261,687	13,597,006	25,519,369	18,026,887
100,001 이상 and over	3,349,571	3,349,571	204,172,389	598,352,925	426,521,553

주 : 약국 요양급여비용명세서의 처방전발행기관이 확인된 명세서를 기준으로 함

진료비 심사실적(처방조제) (병원)

of Drug cost per visit(Prescription) (Hospital)

(단위 : 건, 일, 원)
Unit : Claim, Day, KRW

건 당 일 수 Days per claim		건 당 진 료 비 Medical Expenses perclaim	건 당 급 여 비 Benefit perclaim	일 당 진 료 비 Medical Expenses per day		일 당 급 여 비 Benefit per day	
방 문 Visit	투 약 Administration			방 문 Visit	투 약 Administration	방 문 Visit	투 약 Administration
1.00	17.35	38,768	27,866	38,768	2,234	27,866	1,606
1.00	0.25	2,543	2,030	2,543	10,169	2,030	8,117
1.00	5.81	3,143	2,916	3,143	541	2,916	502
1.00	7.11	4,314	3,214	4,314	606	3,214	452
1.00	2.90	5,670	4,212	5,670	1,953	4,212	1,451
1.00	2.05	6,656	4,960	6,656	3,246	4,960	2,419
1.00	2.66	7,559	5,757	7,559	2,838	5,757	2,161
1.00	3.36	8,526	6,542	8,526	2,534	6,542	1,944
1.00	3.58	9,524	7,316	9,524	2,657	7,316	2,041
1.00	4.05	11,021	8,332	11,021	2,719	8,332	2,056
1.00	4.79	13,015	9,678	13,015	2,719	9,678	2,022
1.00	5.68	14,993	11,116	14,993	2,640	11,116	1,957
1.00	6.12	16,979	12,543	16,979	2,772	12,543	2,048
1.00	7.70	18,972	13,955	18,972	2,463	13,955	1,812
1.00	9.58	22,266	16,261	22,266	2,324	16,261	1,697
1.00	15.68	27,270	19,666	27,270	1,739	19,666	1,254
1.00	20.63	32,345	23,125	32,345	1,568	23,125	1,121
1.00	26.00	37,383	26,559	37,383	1,438	26,559	1,022
1.00	27.39	42,412	30,062	42,412	1,549	30,062	1,098
1.00	29.66	47,417	33,584	47,417	1,599	33,584	1,132
1.00	34.17	52,333	36,994	52,333	1,531	36,994	1,083
1.00	38.28	57,472	40,624	57,472	1,501	40,624	1,061
1.00	38.43	62,535	44,200	62,535	1,627	44,200	1,150
1.00	41.12	67,408	47,655	67,408	1,639	47,655	1,159
1.00	40.69	72,462	51,219	72,462	1,781	51,219	1,259
1.00	45.71	77,442	54,687	77,442	1,694	54,687	1,196
1.00	47.85	82,436	58,219	82,436	1,723	58,219	1,217
1.00	50.49	87,436	61,817	87,436	1,732	61,817	1,224
1.00	51.91	92,475	65,299	92,475	1,781	65,299	1,258
1.00	51.96	97,519	68,887	97,519	1,877	68,887	1,326
1.00	60.95	178,636	127,336	178,636	2,931	127,336	2,089

Note : Claims from pharmacies where the issue of dispersed prescription was confirmed

제Ⅳ-11-4표
Table IV-11-4

방문일당 약제비 크기별
Review Records by the Amount

구 분 Division	청 구 건 수 Claims	일 수 Number of Days		진 료 비 (천 원) Medical Expenses (KRW 1,000)	
		방 문 Visit	투 약 Administration	계 Total	금 여 비 Benefit
계 Total	952,119	952,119	25,818,515	68,298,421	49,552,332
0 ~ 3,000 원 KRW	227	227	1,922	210	178
3,001 ~ 4,000	123	123	658	377	373
4,001 ~ 5,000	60	60	265	256	200
5,001 ~ 6,000	732	732	2,553	4,195	3,366
6,001 ~ 7,000	4,100	4,100	8,800	27,419	21,771
7,001 ~ 8,000	11,756	11,756	39,883	87,520	71,042
8,001 ~ 9,000	18,684	18,684	67,561	160,582	129,039
9,001 ~ 10,000	24,223	24,223	105,026	231,987	189,667
10,001 ~ 12,000	54,848	54,848	280,047	598,695	470,229
12,001 ~ 14,000	48,328	48,328	323,358	626,036	458,203
14,001 ~ 16,000	47,503	47,503	434,773	712,431	513,873
16,001 ~ 18,000	36,687	36,687	371,307	623,027	448,409
18,001 ~ 20,000	34,789	34,789	464,517	659,931	474,003
20,001 ~ 25,000	59,372	59,372	940,902	1,330,269	954,845
25,001 ~ 30,000	44,040	44,040	913,718	1,208,452	864,304
30,001 ~ 35,000	34,902	34,902	859,642	1,132,917	809,713
35,001 ~ 40,000	30,945	30,945	937,021	1,162,003	830,125
40,001 ~ 45,000	28,512	28,512	865,314	1,211,400	866,102
45,001 ~ 50,000	24,214	24,214	746,147	1,148,617	822,449
50,001 ~ 55,000	24,488	24,488	835,335	1,283,327	918,090
55,001 ~ 60,000	24,817	24,817	914,862	1,427,327	1,023,133
60,001 ~ 65,000	22,539	22,539	808,483	1,409,679	1,011,049
65,001 ~ 70,000	21,665	21,665	795,658	1,461,472	1,046,572
70,001 ~ 75,000	20,581	20,581	722,575	1,491,182	1,070,129
75,001 ~ 80,000	20,839	20,839	805,424	1,613,486	1,157,468
80,001 ~ 85,000	19,869	19,869	784,773	1,639,016	1,175,884
85,001 ~ 90,000	18,740	18,740	729,055	1,639,004	1,176,606
90,001 ~ 95,000	17,043	17,043	676,828	1,576,462	1,131,979
95,001 ~ 100,000	16,408	16,408	626,878	1,599,808	1,150,628
100,001 이상 and over	241,085	241,085	10,755,230	42,231,333	30,762,903

주 : 약국 요양급여비용명세서의 처방전발행기관이 확인된 명세서를 기준으로 함

진료비 심사실적(처방조제) (요양병원)

of Drug cost per visit(Prescription) (Healthcare Institute)

(단위 : 건, 일, 원)
Unit : Claim, Day, KRW

건 당 일 수 Days per claim		건 당 진 료 비 Medical Expenses perclaim	건 당 급 여 비 Benefit perclaim	일 당 진 료 비 Medical Expenses per day		일 당 급 여 비 Benefit per day	
방 문 Visit	투 약 Administration			방 문 Visit	투 약 Administration	방 문 Visit	투 약 Administration
1.00	27.12	71,733	52,044	71,733	2,645	52,044	1,919
1.00	8.47	926	785	926	109	785	93
1.00	5.35	3,069	3,035	3,069	574	3,035	567
1.00	4.42	4,275	3,328	4,275	968	3,328	754
1.00	3.49	5,731	4,598	5,731	1,643	4,598	1,318
1.00	2.15	6,688	5,310	6,688	3,116	5,310	2,474
1.00	3.39	7,445	6,043	7,445	2,194	6,043	1,781
1.00	3.62	8,595	6,906	8,595	2,377	6,906	1,910
1.00	4.34	9,577	7,830	9,577	2,209	7,830	1,806
1.00	5.11	10,916	8,573	10,916	2,138	8,573	1,679
1.00	6.69	12,954	9,481	12,954	1,936	9,481	1,417
1.00	9.15	14,998	10,818	14,998	1,639	10,818	1,182
1.00	10.12	16,982	12,223	16,982	1,678	12,223	1,208
1.00	13.35	18,970	13,625	18,970	1,421	13,625	1,020
1.00	15.85	22,406	16,082	22,406	1,414	16,082	1,015
1.00	20.75	27,440	19,625	27,440	1,323	19,625	946
1.00	24.63	32,460	23,200	32,460	1,318	23,200	942
1.00	30.28	37,551	26,826	37,551	1,240	26,826	886
1.00	30.35	42,487	30,377	42,487	1,400	30,377	1,001
1.00	30.81	47,436	33,966	47,436	1,539	33,966	1,102
1.00	34.11	52,406	37,491	52,406	1,536	37,491	1,099
1.00	36.86	57,514	41,227	57,514	1,560	41,227	1,118
1.00	35.87	62,544	44,858	62,544	1,744	44,858	1,251
1.00	36.73	67,458	48,307	67,458	1,837	48,307	1,315
1.00	35.11	72,454	51,996	72,454	2,064	51,996	1,481
1.00	38.65	77,426	55,543	77,426	2,003	55,543	1,437
1.00	39.50	82,491	59,182	82,491	2,089	59,182	1,498
1.00	38.90	87,460	62,786	87,460	2,248	62,786	1,614
1.00	39.71	92,499	66,419	92,499	2,329	66,419	1,672
1.00	38.21	97,502	70,126	97,502	2,552	70,126	1,835
1.00	44.61	175,172	127,602	175,172	3,927	127,602	2,860

Note : Claims from pharmacies where the issue of dispersed prescription was confirmed

제IV-11-5표
Table IV-11-5

방문일당 약제비 크기별
Review Records by the Amount

구 분 Division	청 구 건 수 Claims	일 수 Number of Days		진 료 비 (천 원) Medical Expenses (KRW 1,000)	
		방 문 Visit	투 약 Administration	계 Total	금 여 비 Benefit
계 Total	286,707	286,707	7,716,484	16,299,281	11,983,246
0 ~ 3,000 원 KRW	6	6	64	3	2
3,001 ~ 4,000	8	8	16	25	24
4,001 ~ 5,000	4	4	21	17	13
5,001 ~ 6,000	80	80	382	466	347
6,001 ~ 7,000	486	486	855	3,191	2,401
7,001 ~ 8,000	1,011	1,011	3,442	7,593	5,781
8,001 ~ 9,000	1,916	1,916	9,395	16,371	12,536
9,001 ~ 10,000	2,574	2,574	14,376	24,538	18,699
10,001 ~ 12,000	7,619	7,619	49,875	84,328	62,517
12,001 ~ 14,000	8,964	8,964	80,933	116,645	83,406
14,001 ~ 16,000	9,152	9,152	126,274	137,424	98,489
16,001 ~ 18,000	10,474	10,474	163,935	178,333	127,674
18,001 ~ 20,000	10,930	10,930	192,304	207,790	148,928
20,001 ~ 25,000	24,384	24,384	478,996	547,903	393,038
25,001 ~ 30,000	23,371	23,371	524,624	641,569	460,865
30,001 ~ 35,000	21,746	21,746	517,618	706,615	508,400
35,001 ~ 40,000	18,732	18,732	484,639	701,163	506,107
40,001 ~ 45,000	16,335	16,335	434,920	694,143	502,970
45,001 ~ 50,000	13,536	13,536	370,518	642,649	467,868
50,001 ~ 55,000	12,468	12,468	359,137	654,181	474,084
55,001 ~ 60,000	10,868	10,868	333,330	624,483	454,439
60,001 ~ 65,000	9,502	9,502	294,054	593,644	433,173
65,001 ~ 70,000	8,477	8,477	272,429	571,551	420,338
70,001 ~ 75,000	7,403	7,403	239,570	536,125	390,850
75,001 ~ 80,000	6,896	6,896	237,092	534,431	388,257
80,001 ~ 85,000	6,311	6,311	216,207	519,844	381,863
85,001 ~ 90,000	5,447	5,447	189,909	476,349	349,818
90,001 ~ 95,000	4,695	4,695	168,258	433,815	318,111
95,001 ~ 100,000	4,137	4,137	151,553	402,996	296,100
100,001 이상 and over	39,175	39,175	1,801,758	6,241,097	4,676,147

주 : 약국 요양급여비용명세서의 처방전발행기관이 확인된 명세서를 기준으로 함

진료비 심사실적(처방조제) (정신병원)

of Drug cost per visit(Prescription) (Psychiatric hospital)

(단위 : 건, 일, 원)
Unit : Claim, Day, KRW

건 당 일 수 Days per claim		건 당 진 료 비 Medical Expenses perclaim	건 당 급 여 비 Benefit perclaim	일 당 진 료 비 Medical Expenses per day		일 당 급 여 비 Benefit per day	
방 문 Visit	투 약 Administration			방 문 Visit	투 약 Administration	방 문 Visit	투 약 Administration
1.00	26.91	56,850	41,796	56,850	2,112	41,796	1,553
1.00	10.67	512	378	512	48	378	35
1.00	2.00	3,140	3,028	3,140	1,570	3,028	1,514
1.00	5.25	4,328	3,203	4,328	824	3,203	610
1.00	4.78	5,821	4,340	5,821	1,219	4,340	909
1.00	1.76	6,565	4,940	6,565	3,732	4,940	2,808
1.00	3.40	7,510	5,718	7,510	2,206	5,718	1,679
1.00	4.90	8,545	6,543	8,545	1,743	6,543	1,334
1.00	5.59	9,533	7,264	9,533	1,707	7,264	1,301
1.00	6.55	11,068	8,205	11,068	1,691	8,205	1,253
1.00	9.03	13,013	9,305	13,013	1,441	9,305	1,031
1.00	13.80	15,016	10,762	15,016	1,088	10,762	780
1.00	15.65	17,026	12,190	17,026	1,088	12,190	779
1.00	17.59	19,011	13,626	19,011	1,081	13,626	774
1.00	19.64	22,470	16,119	22,470	1,144	16,119	821
1.00	22.45	27,451	19,720	27,451	1,223	19,720	878
1.00	23.80	32,494	23,379	32,494	1,365	23,379	982
1.00	25.87	37,431	27,018	37,431	1,447	27,018	1,044
1.00	26.63	42,494	30,791	42,494	1,596	30,791	1,156
1.00	27.37	47,477	34,565	47,477	1,734	34,565	1,263
1.00	28.80	52,469	38,024	52,469	1,822	38,024	1,320
1.00	30.67	57,461	41,814	57,461	1,873	41,814	1,363
1.00	30.95	62,476	45,588	62,476	2,019	45,588	1,473
1.00	32.14	67,424	49,586	67,424	2,098	49,586	1,543
1.00	32.36	72,420	52,796	72,420	2,238	52,796	1,631
1.00	34.38	77,499	56,302	77,499	2,254	56,302	1,638
1.00	34.26	82,371	60,508	82,371	2,404	60,508	1,766
1.00	34.86	87,452	64,222	87,452	2,508	64,222	1,842
1.00	35.84	92,399	67,755	92,399	2,578	67,755	1,891
1.00	36.63	97,412	71,574	97,412	2,659	71,574	1,954
1.00	45.99	159,313	119,366	159,313	3,464	119,366	2,595

Note : Claims from pharmacies where the issue of dispersed prescription was confirmed

제Ⅳ-11-6표
Table IV-11-6

방문일당 약제비 크기별
Review Records by the Amount

구 분 Division	청 구 건 수 Claims	일 수 Number of Days		진 료 비 (천 원) Medical Expenses (KRW 1,000)	
		방 문 Visit	투 약 Administration	계 Total	금 여 비 Benefit
계 Total	426,726,803	426,726,803	5,909,349,538	13,481,890,598	9,648,995,903
0 ~ 3,000 원 KRW	39,132	39,132	258,276	52,008	39,380
3,001 ~ 4,000	10,085	10,085	34,494	32,305	28,984
4,001 ~ 5,000	6,034	6,034	41,977	26,379	19,732
5,001 ~ 6,000	353,516	353,516	535,608	2,058,042	1,541,200
6,001 ~ 7,000	3,253,269	3,253,269	5,249,656	21,567,916	16,289,602
7,001 ~ 8,000	8,711,484	8,711,484	20,105,435	65,893,838	50,167,744
8,001 ~ 9,000	16,669,874	16,669,874	48,227,823	142,361,904	108,948,502
9,001 ~ 10,000	23,420,452	23,420,452	74,710,692	223,137,441	172,292,699
10,001 ~ 12,000	49,705,898	49,705,898	177,249,818	547,332,480	407,512,623
12,001 ~ 14,000	47,772,779	47,772,779	198,191,902	620,283,843	449,138,517
14,001 ~ 16,000	41,959,744	41,959,744	206,498,063	628,226,070	453,921,134
16,001 ~ 18,000	33,188,551	33,188,551	181,754,887	562,929,929	405,685,800
18,001 ~ 20,000	25,682,829	25,682,829	183,362,898	486,878,483	349,815,682
20,001 ~ 25,000	40,315,782	40,315,782	360,794,878	897,411,254	642,028,838
25,001 ~ 30,000	22,976,244	22,976,244	308,174,436	628,176,292	446,973,231
30,001 ~ 35,000	14,866,475	14,866,475	266,424,842	481,291,891	341,341,152
35,001 ~ 40,000	11,600,115	11,600,115	278,371,261	434,346,160	307,453,713
40,001 ~ 45,000	9,180,490	9,180,490	247,970,881	389,880,593	275,819,649
45,001 ~ 50,000	7,266,014	7,266,014	214,893,234	344,584,946	243,702,158
50,001 ~ 55,000	7,207,446	7,207,446	225,043,957	377,193,648	266,557,996
55,001 ~ 60,000	6,659,719	6,659,719	241,547,372	383,076,806	270,692,772
60,001 ~ 65,000	5,545,113	5,545,113	207,395,714	346,587,450	244,997,982
65,001 ~ 70,000	5,021,635	5,021,635	198,770,820	338,488,046	239,244,741
70,001 ~ 75,000	4,272,385	4,272,385	170,008,785	309,423,097	218,831,278
75,001 ~ 80,000	4,090,060	4,090,060	174,300,408	316,872,146	224,060,201
80,001 ~ 85,000	3,666,674	3,666,674	163,878,100	302,244,589	213,761,430
85,001 ~ 90,000	3,216,573	3,216,573	143,127,023	281,232,159	198,951,785
90,001 ~ 95,000	2,979,062	2,979,062	136,080,874	275,445,942	194,868,544
95,001 ~ 100,000	2,686,256	2,686,256	125,343,449	261,869,524	185,275,258
100,001 이상 and over	24,403,113	24,403,113	1,351,001,975	3,812,985,419	2,719,033,574

주 : 약국 요양급여비용명세서의 처방전발행기관이 확인된 명세서를 기준으로 함

진료비 심사실적(처방조제) (의원)

of Drug cost per visit(Prescription) (Clinic)

(단위 : 건, 일, 원)
Unit : Claim, Day, KRW

건 당 일 수 Days per claim		건 당 진 료 비 Medical Expenses perclaim	건 당 급 여 비 Benefit perclaim	일 당 진 료 비 Medical Expenses per day		일 당 급 여 비 Benefit per day	
방 문 Visit	투 약 Administration			방 문 Visit	투 약 Administration	방 문 Visit	투 약 Administration
1.00	13.85	31,594	22,612	31,594	2,281	22,612	1,633
1.00	6.60	1,329	1,006	1,329	201	1,006	152
1.00	3.42	3,203	2,874	3,203	937	2,874	840
1.00	6.96	4,372	3,270	4,372	628	3,270	470
1.00	1.52	5,822	4,360	5,822	3,842	4,360	2,877
1.00	1.61	6,630	5,007	6,630	4,108	5,007	3,103
1.00	2.31	7,564	5,759	7,564	3,277	5,759	2,495
1.00	2.89	8,540	6,536	8,540	2,952	6,536	2,259
1.00	3.19	9,527	7,357	9,527	2,987	7,357	2,306
1.00	3.57	11,011	8,198	11,011	3,088	8,198	2,299
1.00	4.15	12,984	9,402	12,984	3,130	9,402	2,266
1.00	4.92	14,972	10,818	14,972	3,042	10,818	2,198
1.00	5.48	16,962	12,224	16,962	3,097	12,224	2,232
1.00	7.14	18,957	13,621	18,957	2,655	13,621	1,908
1.00	8.95	22,260	15,925	22,260	2,487	15,925	1,779
1.00	13.41	27,340	19,454	27,340	2,038	19,454	1,450
1.00	17.92	32,374	22,960	32,374	1,806	22,960	1,281
1.00	24.00	37,443	26,504	37,443	1,560	26,504	1,104
1.00	27.01	42,468	30,044	42,468	1,572	30,044	1,112
1.00	29.58	47,424	33,540	47,424	1,604	33,540	1,134
1.00	31.22	52,334	36,984	52,334	1,676	36,984	1,184
1.00	36.27	57,521	40,646	57,521	1,586	40,646	1,121
1.00	37.40	62,503	44,183	62,503	1,671	44,183	1,181
1.00	39.58	67,406	47,643	67,406	1,703	47,643	1,204
1.00	39.79	72,424	51,220	72,424	1,820	51,220	1,287
1.00	42.62	77,474	54,782	77,474	1,818	54,782	1,285
1.00	44.69	82,430	58,298	82,430	1,844	58,298	1,304
1.00	44.50	87,432	61,852	87,432	1,965	61,852	1,390
1.00	45.68	92,461	65,413	92,461	2,024	65,413	1,432
1.00	46.66	97,485	68,972	97,485	2,089	68,972	1,478
1.00	55.36	156,250	111,422	156,250	2,822	111,422	2,013

Note : Claims from pharmacies where the issue of dispersed prescription was confirmed

제IV-11-7표
Table IV-11-7

방문일당 약제비 크기별
Review Records by the Amount

구 분 Division	청 구 건 수 Claims	일 수 Number of Days		진 료 비 (천 원) Medical Expenses (KRW 1,000)	
		방 문 Visit	투 약 Administration	계 Total	금 여 비 Benefit
계 Total	905,711	905,711	5,505,968	14,258,604	10,251,502
0 ~ 3,000 원 KRW	888	888	1,283	2,018	1,340
3,001 ~ 4,000	11	11	38	38	28
4,001 ~ 5,000	20	20	86	89	66
5,001 ~ 6,000	2,700	2,700	3,091	15,581	11,796
6,001 ~ 7,000	24,694	24,694	36,063	160,316	122,280
7,001 ~ 8,000	34,304	34,304	85,994	259,624	196,764
8,001 ~ 9,000	58,404	58,404	181,447	499,930	380,913
9,001 ~ 10,000	63,670	63,670	210,400	603,604	457,995
10,001 ~ 12,000	191,199	191,199	693,861	2,123,283	1,558,845
12,001 ~ 14,000	179,709	179,709	745,648	2,317,405	1,634,720
14,001 ~ 16,000	94,385	94,385	531,720	1,412,905	996,437
16,001 ~ 18,000	74,468	74,468	515,557	1,264,069	891,104
18,001 ~ 20,000	54,671	54,671	452,812	1,035,962	730,376
20,001 ~ 25,000	59,162	59,162	539,720	1,299,938	916,481
25,001 ~ 30,000	18,757	18,757	263,691	509,296	359,858
30,001 ~ 35,000	11,570	11,570	184,156	374,263	265,337
35,001 ~ 40,000	6,728	6,728	141,032	251,841	179,030
40,001 ~ 45,000	7,027	7,027	124,595	299,500	212,056
45,001 ~ 50,000	4,022	4,022	96,139	190,326	134,882
50,001 ~ 55,000	6,432	6,432	134,848	337,570	240,757
55,001 ~ 60,000	2,359	2,359	83,642	135,295	96,488
60,001 ~ 65,000	1,419	1,419	60,553	88,483	63,105
65,001 ~ 70,000	1,045	1,045	40,058	70,503	50,074
70,001 ~ 75,000	818	818	30,999	59,526	42,343
75,001 ~ 80,000	862	862	31,510	66,921	47,933
80,001 ~ 85,000	549	549	27,846	45,134	32,668
85,001 ~ 90,000	586	586	18,640	51,661	36,986
90,001 ~ 95,000	624	624	21,543	57,751	40,979
95,001 ~ 100,000	989	989	37,023	95,724	68,144
100,001 이상 and over	3,639	3,639	211,973	630,047	481,717

주 : 약국 요양급여비용명세서의 처방전발행기관이 확인된 명세서를 기준으로 함

진료비 심사실적(처방조제) (치과병원)

of Drug cost per visit(Prescription) (Dental hospital)

(단위 : 건, 일, 원)
Unit : Claim, Day, KRW

건 당 일 수 Days per claim		건 당 진 료 비 Medical Expenses perclaim	건 당 급 여 비 Benefit perclaim	일 당 진 료 비 Medical Expenses per day		일 당 급 여 비 Benefit per day	
방 문 Visit	투 약 Administration			방 문 Visit	투 약 Administration	방 문 Visit	투 약 Administration
1.00	6.08	15,743	11,319	15,743	2,590	11,319	1,862
1.00	1.44	2,272	1,509	2,272	1,573	1,509	1,044
1.00	3.45	3,491	2,564	3,491	1,011	2,564	742
1.00	4.30	4,443	3,318	4,443	1,033	3,318	772
1.00	1.14	5,771	4,369	5,771	5,041	4,369	3,816
1.00	1.46	6,492	4,952	6,492	4,445	4,952	3,391
1.00	2.51	7,568	5,736	7,568	3,019	5,736	2,288
1.00	3.11	8,560	6,522	8,560	2,755	6,522	2,099
1.00	3.30	9,480	7,193	9,480	2,869	7,193	2,177
1.00	3.63	11,105	8,153	11,105	3,060	8,153	2,247
1.00	4.15	12,895	9,096	12,895	3,108	9,096	2,192
1.00	5.63	14,970	10,557	14,970	2,657	10,557	1,874
1.00	6.92	16,975	11,966	16,975	2,452	11,966	1,728
1.00	8.28	18,949	13,359	18,949	2,288	13,359	1,613
1.00	9.12	21,973	15,491	21,973	2,409	15,491	1,698
1.00	14.06	27,152	19,185	27,152	1,931	19,185	1,365
1.00	15.92	32,348	22,933	32,348	2,032	22,933	1,441
1.00	20.96	37,432	26,610	37,432	1,786	26,610	1,269
1.00	17.73	42,621	30,177	42,621	2,404	30,177	1,702
1.00	23.90	47,321	33,536	47,321	1,980	33,536	1,403
1.00	20.97	52,483	37,431	52,483	2,503	37,431	1,785
1.00	35.46	57,353	40,902	57,353	1,618	40,902	1,154
1.00	42.67	62,356	44,472	62,356	1,461	44,472	1,042
1.00	38.33	67,467	47,917	67,467	1,760	47,917	1,250
1.00	37.90	72,771	51,764	72,771	1,920	51,764	1,366
1.00	36.55	77,635	55,607	77,635	2,124	55,607	1,521
1.00	50.72	82,211	59,505	82,211	1,621	59,505	1,173
1.00	31.81	88,160	63,115	88,160	2,772	63,115	1,984
1.00	34.52	92,549	65,671	92,549	2,681	65,671	1,902
1.00	37.43	96,788	68,901	96,788	2,586	68,901	1,841
1.00	58.25	173,138	132,376	173,138	2,972	132,376	2,273

Note : Claims from pharmacies where the issue of dispersed prescription was confirmed

제IV-11-8표
Table IV-11-8

방문일당 약제비 크기별
Review Records by the Amount

구 분 Division	청 구 건 수 Claims	일 수 Number of Days		진 료 비 (천 원) Medical Expenses (KRW 1,000)	
		방 문 Visit	투 약 Administration	계 Total	금 여 비 Benefit
계 Total	14,905,892	14,905,892	55,304,322	185,180,872	134,769,481
0 ~ 3,000 원 KRW	1,514	1,514	4,557	1,817	1,196
3,001 ~ 4,000	291	291	966	1,022	731
4,001 ~ 5,000	427	427	1,510	1,944	1,437
5,001 ~ 6,000	10,552	10,552	12,927	61,937	46,853
6,001 ~ 7,000	286,920	286,920	451,374	1,892,109	1,444,734
7,001 ~ 8,000	794,607	794,607	1,877,225	5,998,383	4,627,190
8,001 ~ 9,000	1,941,584	1,941,584	5,669,720	16,700,848	12,945,724
9,001 ~ 10,000	1,521,147	1,521,147	4,587,172	14,417,755	11,207,361
10,001 ~ 12,000	3,710,657	3,710,657	12,490,544	41,192,884	30,531,163
12,001 ~ 14,000	2,849,203	2,849,203	10,065,500	36,711,379	25,912,265
14,001 ~ 16,000	1,389,581	1,389,581	6,177,211	20,789,167	14,658,789
16,001 ~ 18,000	991,682	991,682	5,010,213	16,827,345	11,859,561
18,001 ~ 20,000	619,790	619,790	3,355,964	11,735,251	8,265,108
20,001 ~ 25,000	616,741	616,741	3,819,547	13,490,409	9,495,787
25,001 ~ 30,000	117,245	117,245	935,154	3,158,441	2,221,538
30,001 ~ 35,000	28,440	28,440	294,382	906,557	637,600
35,001 ~ 40,000	9,006	9,006	136,369	335,557	236,445
40,001 ~ 45,000	5,978	5,978	105,386	252,245	177,356
45,001 ~ 50,000	2,662	2,662	56,075	126,206	88,631
50,001 ~ 55,000	3,152	3,152	66,132	165,469	116,667
55,001 ~ 60,000	1,059	1,059	35,101	60,840	42,849
60,001 ~ 65,000	709	709	21,451	44,352	31,211
65,001 ~ 70,000	479	479	16,327	32,186	22,657
70,001 ~ 75,000	434	434	15,103	31,618	22,232
75,001 ~ 80,000	298	298	11,661	23,100	16,245
80,001 ~ 85,000	214	214	8,508	17,644	12,451
85,001 ~ 90,000	251	251	7,954	21,982	15,431
90,001 ~ 95,000	184	184	5,711	16,943	12,031
95,001 ~ 100,000	245	245	8,110	23,671	16,611
100,001 이상 and over	840	840	56,468	141,811	101,628

주 : 약국 요양급여비용명세서의 처방전발행기관이 확인된 명세서를 기준으로 함

진료비 심사실적(처방조제) (치과의원)

of Drug cost per visit(Prescription) (Dental clinic)

(단위 : 건, 일, 원)
Unit : Claim, Day, KRW

건 당 일 수 Days per claim		건 당 진 료 비 Medical Expenses perclaim	건 당 급 여 비 Benefit perclaim	일 당 진 료 비 Medical Expenses per day		일 당 급 여 비 Benefit per day	
방 문 Visit	투 약 Administration			방 문 Visit	투 약 Administration	방 문 Visit	투 약 Administration
1.00	3.71	12,423	9,041	12,423	3,348	9,041	2,437
1.00	3.01	1,200	790	1,200	399	790	263
1.00	3.32	3,513	2,511	3,513	1,058	2,511	756
1.00	3.54	4,553	3,366	4,553	1,287	3,366	952
1.00	1.23	5,870	4,440	5,870	4,791	4,440	3,624
1.00	1.57	6,595	5,035	6,595	4,192	5,035	3,201
1.00	2.36	7,549	5,823	7,549	3,195	5,823	2,465
1.00	2.92	8,602	6,668	8,602	2,946	6,668	2,283
1.00	3.02	9,478	7,368	9,478	3,143	7,368	2,443
1.00	3.37	11,101	8,228	11,101	3,298	8,228	2,444
1.00	3.53	12,885	9,095	12,885	3,647	9,095	2,574
1.00	4.45	14,961	10,549	14,961	3,365	10,549	2,373
1.00	5.05	16,968	11,959	16,968	3,359	11,959	2,367
1.00	5.41	18,934	13,335	18,934	3,497	13,335	2,463
1.00	6.19	21,874	15,397	21,874	3,532	15,397	2,486
1.00	7.98	26,939	18,948	26,939	3,377	18,948	2,376
1.00	10.35	31,876	22,419	31,876	3,080	22,419	2,166
1.00	15.14	37,259	26,254	37,259	2,461	26,254	1,734
1.00	17.63	42,196	29,668	42,196	2,394	29,668	1,683
1.00	21.06	47,410	33,295	47,410	2,251	33,295	1,581
1.00	20.98	52,496	37,014	52,496	2,502	37,014	1,764
1.00	33.15	57,451	40,462	57,451	1,733	40,462	1,221
1.00	30.26	62,556	44,020	62,556	2,068	44,020	1,455
1.00	34.09	67,195	47,300	67,195	1,971	47,300	1,388
1.00	34.80	72,852	51,225	72,852	2,093	51,225	1,472
1.00	39.13	77,517	54,514	77,517	1,981	54,514	1,393
1.00	39.76	82,448	58,181	82,448	2,074	58,181	1,463
1.00	31.69	87,577	61,476	87,577	2,764	61,476	1,940
1.00	31.04	92,080	65,388	92,080	2,967	65,388	2,107
1.00	33.10	96,616	67,799	96,616	2,919	67,799	2,048
1.00	67.22	168,823	120,986	168,823	2,511	120,986	1,800

Note : Claims from pharmacies where the issue of dispersed prescription was confirmed

제Ⅳ-11-9표
Table IV-11-9

방문일당 약제비 크기별
Review Records by the Amount

구 분 Division	청 구 건 수 Claims	일 수 Number of Days		진 료 비 (천 원) Medical Expenses (KRW 1,000)	
		방 문 Visit	투 약 Administration	계 Total	금 여 비 Benefit
계 Total	1,392,084	1,392,084	71,089,866	105,686,407	74,748,154
0 ~ 3,000 원 KRW	1,338	1,338	59,336	22	15
3,001 ~ 4,000	18	18	314	64	49
4,001 ~ 5,000	9	9	88	37	27
5,001 ~ 6,000	1,086	1,086	1,677	6,187	4,772
6,001 ~ 7,000	5,016	5,016	10,353	33,430	26,213
7,001 ~ 8,000	13,027	13,027	35,763	98,156	77,709
8,001 ~ 9,000	24,753	24,753	125,290	211,084	170,643
9,001 ~ 10,000	29,928	29,928	120,238	284,545	231,533
10,001 ~ 12,000	54,817	54,817	247,627	602,313	458,368
12,001 ~ 14,000	44,754	44,754	257,057	580,461	415,495
14,001 ~ 16,000	40,591	40,591	348,867	609,302	435,088
16,001 ~ 18,000	31,392	31,392	319,535	532,453	379,837
18,001 ~ 20,000	30,485	30,485	415,972	579,929	412,846
20,001 ~ 25,000	62,899	62,899	1,279,068	1,421,442	1,008,527
25,001 ~ 30,000	53,853	53,853	1,841,860	1,476,418	1,044,539
30,001 ~ 35,000	44,245	44,245	1,695,783	1,444,873	1,019,987
35,001 ~ 40,000	57,297	57,297	2,698,456	2,166,053	1,526,953
40,001 ~ 45,000	46,781	46,781	2,232,594	1,986,623	1,400,127
45,001 ~ 50,000	40,167	40,167	2,099,621	1,910,600	1,345,805
50,001 ~ 55,000	58,761	58,761	3,894,124	3,068,146	2,160,005
55,001 ~ 60,000	56,166	56,166	3,415,517	3,243,781	2,282,912
60,001 ~ 65,000	46,294	46,294	2,852,363	2,897,567	2,038,905
65,001 ~ 70,000	46,404	46,404	2,838,609	3,125,494	2,200,062
70,001 ~ 75,000	38,247	38,247	2,289,581	2,772,608	1,952,512
75,001 ~ 80,000	45,896	45,896	3,054,304	3,555,816	2,501,475
80,001 ~ 85,000	46,804	46,804	3,388,744	3,852,649	2,710,054
85,001 ~ 90,000	38,553	38,553	2,738,757	3,367,824	2,370,413
90,001 ~ 95,000	40,207	40,207	2,968,275	3,711,504	2,612,236
95,001 ~ 100,000	32,796	32,796	2,320,151	3,196,303	2,249,059
100,001 이상 and over	359,500	359,500	27,539,942	58,950,724	41,711,991

주 : 약국 요양급여비용명세서의 처방전발행기관이 확인된 명세서를 기준으로 함

진료비 심사실적(처방조제) (보건기관)

of Drug cost per visit(Prescription) (Community health agency)

(단위 : 건, 일, 원)
Unit : Claim, Day, KRW

건 당 일 수 Days per claim		건 당 진 료 비 Medical Expenses perclaim	건 당 급 여 비 Benefit perclaim	일 당 진 료 비 Medical Expenses per day		일 당 급 여 비 Benefit per day	
방 문 Visit	투 약 Administration			방 문 Visit	투 약 Administration	방 문 Visit	투 약 Administration
1.00	51.07	75,920	53,695	75,920	1,487	53,695	1,051
1.00	44.35	16	11	16	0	11	0
1.00	17.44	3,531	2,703	3,531	202	2,703	155
1.00	9.78	4,148	3,003	4,148	424	3,003	307
1.00	1.54	5,697	4,394	5,697	3,689	4,394	2,845
1.00	2.06	6,665	5,226	6,665	3,229	5,226	2,532
1.00	2.75	7,535	5,965	7,535	2,745	5,965	2,173
1.00	5.06	8,528	6,894	8,528	1,685	6,894	1,362
1.00	4.02	9,508	7,736	9,508	2,367	7,736	1,926
1.00	4.52	10,988	8,362	10,988	2,432	8,362	1,851
1.00	5.74	12,970	9,284	12,970	2,258	9,284	1,616
1.00	8.59	15,011	10,719	15,011	1,747	10,719	1,247
1.00	10.18	16,961	12,100	16,961	1,666	12,100	1,189
1.00	13.65	19,023	13,543	19,023	1,394	13,543	992
1.00	20.34	22,599	16,034	22,599	1,111	16,034	788
1.00	34.20	27,416	19,396	27,416	802	19,396	567
1.00	38.33	32,656	23,053	32,656	852	23,053	601
1.00	47.10	37,804	26,650	37,804	803	26,650	566
1.00	47.72	42,466	29,929	42,466	890	29,929	627
1.00	52.27	47,566	33,505	47,566	910	33,505	641
1.00	66.27	52,214	36,759	52,214	788	36,759	555
1.00	60.81	57,753	40,646	57,753	950	40,646	668
1.00	61.61	62,591	44,043	62,591	1,016	44,043	715
1.00	61.17	67,354	47,411	67,354	1,101	47,411	775
1.00	59.86	72,492	51,050	72,492	1,211	51,050	853
1.00	66.55	77,475	54,503	77,475	1,164	54,503	819
1.00	72.40	82,315	57,902	82,315	1,137	57,902	800
1.00	71.04	87,356	61,485	87,356	1,230	61,485	866
1.00	73.82	92,310	64,970	92,310	1,250	64,970	880
1.00	70.74	97,460	68,577	97,460	1,378	68,577	969
1.00	76.61	163,980	116,028	163,980	2,141	116,028	1,515

Note : Claims from pharmacies where the issue of dispersed prescription was confirmed

제Ⅳ-11-10표
Table IV-11-10

방문일당 약제비 크기별
Review Records by the Amount

구 분 Division	청 구 건 수 Claims	일 수 Number of Days		진 료 비 (천 원) Medical Expenses (KRW 1,000)	
		방 문 Visit	투 약 Administration	계 Total	금 여 비 Benefit
계 Total	148,269	148,269	2,686,673	5,165,044	3,745,167
0 ~ 3,000 원 KRW	24	24	339	18	12
3,001 ~ 4,000	3	3	22	10	7
4,001 ~ 5,000	3	3	12	14	10
5,001 ~ 6,000	174	174	424	1,010	805
6,001 ~ 7,000	1,191	1,191	2,350	7,912	6,008
7,001 ~ 8,000	3,292	3,292	8,524	24,899	18,794
8,001 ~ 9,000	6,808	6,808	23,208	58,214	43,628
9,001 ~ 10,000	9,550	9,550	36,937	90,590	68,202
10,001 ~ 12,000	17,451	17,451	79,525	191,947	141,194
12,001 ~ 14,000	15,932	15,932	92,836	206,688	148,417
14,001 ~ 16,000	13,305	13,305	96,515	199,168	143,110
16,001 ~ 18,000	10,400	10,400	87,085	175,920	126,151
18,001 ~ 20,000	7,578	7,578	87,860	143,365	103,208
20,001 ~ 25,000	12,744	12,744	175,810	283,396	203,630
25,001 ~ 30,000	7,083	7,083	148,874	194,172	139,965
30,001 ~ 35,000	5,023	5,023	122,510	162,763	117,359
35,001 ~ 40,000	4,594	4,594	136,601	172,187	123,888
40,001 ~ 45,000	3,344	3,344	106,882	141,871	101,890
45,001 ~ 50,000	2,477	2,477	85,233	117,462	84,954
50,001 ~ 55,000	2,377	2,377	91,953	124,251	89,413
55,001 ~ 60,000	2,555	2,555	111,129	147,432	106,442
60,001 ~ 65,000	2,032	2,032	87,711	126,994	91,684
65,001 ~ 70,000	1,757	1,757	76,559	118,463	84,860
70,001 ~ 75,000	1,575	1,575	67,393	114,160	82,485
75,001 ~ 80,000	1,409	1,409	66,692	109,033	78,896
80,001 ~ 85,000	1,544	1,544	83,978	127,045	91,468
85,001 ~ 90,000	1,169	1,169	60,050	102,320	73,714
90,001 ~ 95,000	1,179	1,179	59,350	109,067	78,372
95,001 ~ 100,000	1,048	1,048	53,479	102,265	73,025
100,001 이상 and over	10,648	10,648	636,832	1,812,406	1,323,577

주 : 약국 요양급여비용명세서의 처방전발행기관이 확인된 명세서를 기준으로 함

진료비 심사실적(처방조제) (한방병원)

of Drug cost per visit(Prescription) (Korean medicine Hospital)

(단위 : 건, 일, 원)
Unit : Claim, Day, KRW

건 당 일 수 Days per claim		건 당 진 료 비 Medical Expenses perclaim	건 당 급 여 비 Benefit perclaim	일 당 진 료 비 Medical Expenses per day		일 당 급 여 비 Benefit per day	
방 문 Visit	투 약 Administration			방 문 Visit	투 약 Administration	방 문 Visit	투 약 Administration
1.00	18.12	34,836	25,259	34,836	1,922	25,259	1,394
1.00	14.13	759	513	759	54	513	36
1.00	7.33	3,257	2,290	3,257	444	2,290	312
1.00	4.00	4,680	3,347	4,680	1,170	3,347	837
1.00	2.44	5,805	4,625	5,805	2,382	4,625	1,898
1.00	1.97	6,643	5,045	6,643	3,367	5,045	2,557
1.00	2.59	7,564	5,709	7,564	2,921	5,709	2,205
1.00	3.41	8,551	6,408	8,551	2,508	6,408	1,880
1.00	3.87	9,486	7,142	9,486	2,453	7,142	1,846
1.00	4.56	10,999	8,091	10,999	2,414	8,091	1,775
1.00	5.83	12,973	9,316	12,973	2,226	9,316	1,599
1.00	7.25	14,969	10,756	14,969	2,064	10,756	1,483
1.00	8.37	16,915	12,130	16,915	2,020	12,130	1,449
1.00	11.59	18,919	13,619	18,919	1,632	13,619	1,175
1.00	13.80	22,238	15,979	22,238	1,612	15,979	1,158
1.00	21.02	27,414	19,761	27,414	1,304	19,761	940
1.00	24.39	32,403	23,364	32,403	1,329	23,364	958
1.00	29.73	37,481	26,967	37,481	1,261	26,967	907
1.00	31.96	42,426	30,470	42,426	1,327	30,470	953
1.00	34.41	47,421	34,297	47,421	1,378	34,297	997
1.00	38.68	52,272	37,616	52,272	1,351	37,616	972
1.00	43.49	57,703	41,660	57,703	1,327	41,660	958
1.00	43.16	62,497	45,120	62,497	1,448	45,120	1,045
1.00	43.57	67,423	48,298	67,423	1,547	48,298	1,108
1.00	42.79	72,483	52,371	72,483	1,694	52,371	1,224
1.00	47.33	77,383	55,995	77,383	1,635	55,995	1,183
1.00	54.39	82,283	59,241	82,283	1,513	59,241	1,089
1.00	51.37	87,528	63,057	87,528	1,704	63,057	1,228
1.00	50.34	92,508	66,473	92,508	1,838	66,473	1,321
1.00	51.03	97,581	69,680	97,581	1,912	69,680	1,365
1.00	59.81	170,211	124,303	170,211	2,846	124,303	2,078

Note : Claims from pharmacies where the issue of dispersed prescription was confirmed

제IV-12표
Table IV-12

방문일당 약제비 크기별
Review Records by the Amount

구 분 Division	청 구 건 수 Claims	일 수 Number of Days		진 료 비 (천 원) Medical Expenses (KRW 1,000)	
		방 문 Visit	투 약 Administration	계 Total	금 여 비 Benefit
계 Total	1,245,342	1,245,342	3,614,209	9,554,795	5,805,751
0 ~ 1,000 원 KRW	3,995	3,995	10,987	4	0
1,001 ~ 2,000	15	15	25	23	1
2,001 ~ 3,000	57	57	168	147	34
3,001 ~ 4,000	807	807	2,714	3,108	1,522
4,001 ~ 5,000	26,174	26,174	53,092	124,224	76,063
5,001 ~ 6,000	185,250	185,250	498,908	1,040,124	635,036
6,001 ~ 7,000	327,561	327,561	949,318	2,133,224	1,298,402
7,001 ~ 8,000	282,841	282,841	836,940	2,107,502	1,281,197
8,001 ~ 9,000	170,803	170,803	509,948	1,441,982	875,509
9,001 ~ 10,000	97,656	97,656	291,573	926,175	560,974
10,001 ~ 11,000	65,086	65,086	194,895	680,815	412,583
11,001 ~ 12,000	45,471	45,471	136,795	520,804	315,481
12,001 ~ 13,000	18,666	18,666	56,532	231,434	140,015
13,001 ~ 14,000	9,277	9,277	28,679	124,358	75,203
14,001 ~ 15,000	3,086	3,086	9,833	44,629	26,989
15,001 ~ 16,000	2,060	2,060	6,508	31,887	19,333
16,001 ~ 17,000	1,337	1,337	4,515	22,027	13,335
17,001 ~ 18,000	768	768	2,733	13,415	8,191
18,001 ~ 19,000	586	586	1,867	10,815	6,536
19,001 ~ 20,000	556	556	2,261	10,841	6,584
20,001 ~ 25,000	1,897	1,897	7,283	40,944	24,712
25,001 ~ 30,000	763	763	3,166	20,789	12,540
30,001 ~ 35,000	212	212	1,308	6,817	4,126
35,001 ~ 40,000	176	176	1,044	6,609	4,004
40,001 ~ 45,000	132	132	633	5,443	3,272
45,001 ~ 50,000	39	39	736	1,835	1,121
50,001 이상 and over	71	71	1,748	4,821	2,986

주 : 심사일 기준

진료비 심사실적(직접조제)

of Drug cost per visit (Without prescription)

(단위 : 건, 일, 원)
Unit : Claim, Day, KRW

건 당 일 수 Days per claim		건 당 진 료 비 Medical Expenses perclaim	건 당 급 여 비 Benefit perclaim	일 당 진 료 비 Medical Expenses per day		일 당 급 여 비 Benefit per day	
방 문 Visit	투 약 Administration			방 문 Visit	투 약 Administration	방 문 Visit	투 약 Administration
1.00	2.90	7,672	4,662	7,672	2,644	4,662	1,606
1.00	2.75	1	0	1	0	0	0
1.00	1.67	1,538	95	1,538	923	95	57
1.00	2.95	2,581	598	2,581	876	598	203
1.00	3.36	3,851	1,886	3,851	1,145	1,886	561
1.00	2.03	4,746	2,906	4,746	2,340	2,906	1,433
1.00	2.69	5,615	3,428	5,615	2,085	3,428	1,273
1.00	2.90	6,512	3,964	6,512	2,247	3,964	1,368
1.00	2.96	7,451	4,530	7,451	2,518	4,530	1,531
1.00	2.99	8,442	5,126	8,442	2,828	5,126	1,717
1.00	2.99	9,484	5,744	9,484	3,176	5,744	1,924
1.00	2.99	10,460	6,339	10,460	3,493	6,339	2,117
1.00	3.01	11,454	6,938	11,454	3,807	6,938	2,306
1.00	3.03	12,399	7,501	12,399	4,094	7,501	2,477
1.00	3.09	13,405	8,106	13,405	4,336	8,106	2,622
1.00	3.19	14,462	8,746	14,462	4,539	8,746	2,745
1.00	3.16	15,479	9,385	15,479	4,900	9,385	2,971
1.00	3.38	16,475	9,974	16,475	4,879	9,974	2,954
1.00	3.56	17,467	10,666	17,467	4,908	10,666	2,997
1.00	3.19	18,455	11,153	18,455	5,793	11,153	3,501
1.00	4.07	19,497	11,841	19,497	4,795	11,841	2,912
1.00	3.84	21,583	13,027	21,583	5,622	13,027	3,393
1.00	4.15	27,246	16,436	27,246	6,566	16,436	3,961
1.00	6.17	32,156	19,463	32,156	5,212	19,463	3,155
1.00	5.93	37,548	22,748	37,548	6,330	22,748	3,835
1.00	4.80	41,235	24,786	41,235	8,599	24,786	5,169
1.00	18.87	47,046	28,754	47,046	2,493	28,754	1,524
1.00	24.62	67,904	42,054	67,904	2,758	42,054	1,708

Note : According to the review result

제IV-13표

Table IV-13

투약일수별 처방전

Prescription times per Prescription day

구 분 Division	계 Total	상급종합병원 Tertiary hospital	종합 병원 General hospital	병 원 Hospital	요 양 병 원 Healthcare Institute	정 신 병 원 Psychiatric hospital
계 Total	537,388,454	18,330,512	35,609,861	38,130,417	952,119	286,707
1 일 Day	31,986,006	1,302,861	1,275,294	1,738,433	17,487	1,262
2	19,111,545	98,457	356,414	731,605	6,497	874
3	123,494,376	220,836	1,547,763	6,245,289	54,215	5,019
4	53,280,476	73,331	706,691	4,454,969	17,261	1,158
5	68,078,899	278,797	2,229,616	5,447,908	95,199	6,034
6	2,895,539	55,295	164,590	266,115	2,922	847
7	58,094,142	745,139	3,870,970	6,069,815	92,811	22,596
8	1,354,551	48,332	101,186	80,881	3,084	1,007
9	278,429	18,639	38,926	28,982	456	452
10	7,773,726	172,598	472,863	467,153	17,216	2,055
11	100,598	14,844	20,791	10,742	366	413
12	622,626	34,225	60,232	54,946	1,433	608
13	78,539	10,444	17,535	6,727	585	732
14	19,124,583	957,713	2,619,723	2,579,355	72,727	38,660
15	5,720,667	165,207	447,442	389,022	32,146	3,269
16	163,128	25,660	35,180	14,829	2,507	582
17	78,535	14,807	19,602	7,129	1,922	329
18	109,000	17,683	22,014	8,250	855	319
19	33,037	6,722	8,489	3,064	333	179
20	1,604,202	61,377	107,087	76,334	6,856	997
21	3,382,640	416,102	489,238	331,141	20,048	21,867
22	85,319	25,066	20,061	3,706	1,052	451
23	70,252	12,827	15,603	4,894	749	270
24	114,118	18,900	17,712	5,964	542	308
25	174,951	27,683	27,312	9,461	1,768	377
26	42,697	10,696	11,117	2,294	404	326
27	39,062	7,121	8,325	3,091	309	369
28	9,912,669	971,008	1,717,083	906,093	69,365	100,358
29	74,934	16,009	17,547	3,764	1,288	407
30	55,838,949	1,012,384	3,414,956	3,279,119	236,110	36,698
31	153,511	17,795	31,379	11,968	3,591	136
32	70,797	14,578	22,991	4,663	675	410
33	60,946	10,533	16,210	3,293	967	58
34	33,571	5,153	7,868	1,963	436	44
35	1,552,748	407,926	529,343	73,172	14,189	3,249
36	78,072	20,830	22,784	3,743	1,235	87
37	62,505	10,964	15,205	3,165	1,277	55
38	24,304	6,991	7,949	1,190	327	37
39	9,853	2,850	3,251	454	57	12
40	685,538	65,073	75,486	32,845	3,002	252
41	8,912	2,662	3,358	392	48	9
42	619,969	199,935	180,698	33,457	490	1,350
43	21,494	8,240	8,098	624	36	21
44	17,443	4,379	4,963	1,175	26	12
45	977,696	78,442	96,067	44,023	1,208	313
46	22,737	4,603	7,026	1,122	44	30
47	9,568	2,843	3,618	519	29	14
48	17,012	4,654	4,910	2,728	32	12
49	124,628	47,234	40,983	3,543	72	259
50	301,929	61,551	62,889	16,985	775	139
51	7,779	2,669	3,119	318	13	7
52	12,869	3,958	4,668	655	21	11
53	20,275	3,786	6,552	1,417	56	13
54	13,042	3,486	4,890	617	27	12
55	32,511	8,715	10,763	1,456	64	12
56	2,485,268	410,659	694,232	179,959	5,262	5,451
57	33,690	18,166	10,093	668	152	14
58	34,319	7,883	13,109	1,370	54	26
59	7,935	2,339	2,729	350	10	17
60	33,755,149	762,679	3,197,360	2,357,845	103,065	16,013
61 일 이상 and over	32,414,189	9,288,173	10,655,908	2,113,663	56,366	9,809

주 : 1) 심사일 기준 2) 종별구분은 약국 요양급여비용명세서의 처방전발행기관이 확인된 명세서만 대상으로 작성함
3) 한의원 심사실적 미포함

발행기관중별 원외처방전건수

and by Provider Type

(단위 : 건)

Unit : Claim

의 원 Clinic	치 과 병 원 Dental hospital	치 과 의 원 Dental clinic	보 건 의 료 원 Hospitalized health center	보 건 소 Health center	보 건 지 소 Health subcenter	한 방 병 원 Korean medicine hospital
426,726,803	905,711	14,905,892	323,461	816,729	251,894	148,269
27,310,505	31,280	280,922	9,268	10,478	3,955	4,253
16,730,466	29,949	1,144,149	4,387	4,694	1,415	2,637
106,292,298	412,935	8,611,898	45,309	22,762	8,066	27,979
47,488,655	22,847	490,562	8,426	8,338	3,190	5,047
56,301,864	221,989	3,386,549	44,449	33,569	12,751	20,172
2,326,381	5,944	68,605	2,653	1,226	482	478
46,300,134	94,157	806,690	29,945	23,838	9,408	28,637
1,108,868	1,458	4,973	526	2,935	903	398
188,448	423	1,558	140	252	80	73
6,578,268	6,467	34,219	6,048	9,616	3,677	3,542
52,873	228	234	31	28	11	37
462,572	1,875	1,374	661	3,671	777	252
41,362	281	161	194	438	53	27
12,744,743	33,946	47,904	8,535	8,813	3,170	9,292
4,657,402	2,577	4,521	4,970	7,942	3,455	2,713
82,890	346	185	82	661	164	42
34,218	236	142	37	81	9	23
59,263	201	218	35	110	32	20
14,049	65	63	14	40	8	11
1,343,831	924	846	941	3,293	1,104	611
2,091,893	5,878	2,228	1,271	900	1,126	948
34,621	160	50	42	84	18	8
35,601	100	32	40	105	16	15
68,181	156	138	68	721	1,370	58
107,616	210	79	99	213	74	59
17,623	102	22	30	62	14	7
19,670	74	20	23	43	13	4
6,125,534	5,687	2,256	6,905	4,007	1,399	2,972
35,470	375	14	18	26	5	11
47,618,945	9,246	10,726	43,818	120,024	37,899	18,992
87,790	651	114	25	55	4	3
27,215	144	20	36	44	14	7
29,629	115	54	17	45	13	12
17,866	137	29	23	39	9	4
522,290	856	67	1,184	281	40	151
28,969	280	31	44	49	12	8
31,636	107	12	34	40	9	1
7,655	71	7	24	45	7	1
3,066	94	4	12	40	9	4
506,319	508	60	345	1,312	228	108
2,348	55	7	6	19	7	1
202,216	586	156	912	138	15	16
4,183	225	3	23	30	11	-
6,727	85	1	22	44	7	2
754,784	604	73	938	938	212	93
9,748	68	3	13	61	18	1
2,431	49	-	12	46	7	-
4,511	36	25	13	59	15	17
32,200	94	6	193	38	3	3
157,961	361	79	257	648	205	79
1,569	30	2	6	41	5	-
3,422	43	1	19	59	11	1
8,292	24	4	29	79	19	4
3,891	24	3	11	76	3	2
11,358	41	1	18	67	15	1
1,184,968	761	107	1,222	1,580	708	359
4,461	95	1	7	27	5	1
11,783	49	1	6	23	14	1
2,454	18	1	4	8	5	-
26,911,335	3,867	2,029	60,339	257,164	72,375	11,064
9,869,482	5,517	1,653	38,702	284,664	83,245	7,007

Note : 1) According to the review result 2) Claims from pharmacies where the issue of dispersed prescription was confirmed
3) Korean medicine clinics review records were excluded

제IV-14표
Table IV-14

치과 소재지별 요양기관 종별
Dental Claim Review Records

구 분 Division		계 Total		진 료 비 Medical Expenses	급 여 비 Benefit
		청구건수 Claims	입내원일수 Visits		
계 Total		84,291,346	83,542,439	5,943,830,991	4,171,781,212
서울	상	19,585,850	19,407,688	1,389,636,321	970,502,161
	급	238,571	247,118	25,926,528	14,090,502
	중	169,754	169,121	14,301,057	8,610,643
	합	58,584	58,152	3,077,953	2,018,616
	병	4,131	3,031	306,535	220,959
	정신과	476	368	15,802	10,588
	치과	1,191,215	1,186,323	102,822,290	65,846,616
	보건	17,923,119	17,743,575	1,243,186,155	879,704,237
	한	-	-	-	-
	방	-	-	-	-
부산	상	5,809,506	5,746,905	418,467,975	293,305,818
	급	36,833	38,747	4,592,768	2,396,024
	중	74,582	73,612	5,390,034	3,240,491
	합	6,312	6,205	411,994	270,981
	병	543	2,738	63,247	45,095
	정신과	-	-	-	-
	치과	462,824	457,949	31,296,080	19,863,985
	보건	5,228,412	5,167,654	376,713,852	267,489,241
	한	-	-	-	-
	방	-	-	-	-
대구	상	3,972,012	3,937,158	284,453,345	199,498,096
	급	22,787	26,650	4,522,263	2,763,466
	중	31,114	30,633	2,746,195	1,686,183
	합	3,254	3,242	240,713	154,829
	병	-	-	-	-
	정신과	397	245	47,924	35,310
	치과	324,891	320,221	23,910,907	15,288,461
	보건	3,589,052	3,555,653	252,951,306	179,547,814
	한	-	-	-	-
	방	-	-	-	-
인천	상	517	514	34,037	22,033
	급	4,709,485	4,667,346	322,914,154	227,076,791
	중	32,095	32,221	3,042,211	1,465,293
	합	43,977	43,387	3,249,406	1,921,053
	병	7,419	7,296	585,408	394,990
	정신과	-	-	-	-
	치과	132,199	130,879	8,917,669	5,650,436
	보건	4,493,795	4,453,563	307,119,461	217,645,019
	한	-	-	-	-
	방	-	-	-	-
광주	상	2,773,468	2,753,957	191,376,254	134,223,856
	급	6,284	11,861	3,401,696	2,508,352
	중	13,707	13,416	895,094	550,235
	합	-	-	-	-
	병	-	-	-	-
	정신과	1	1	14	9
	치과	277,663	275,479	21,074,044	13,142,875
	보건	2,475,813	2,453,200	166,005,406	118,022,385
	한	-	-	-	-
	방	-	-	-	-
대전	상	2,499,645	2,474,910	175,441,261	122,651,096
	급	3,962	4,031	367,203	166,418
	중	57,388	56,826	4,409,666	2,582,674
	합	1,862	1,867	84,360	52,375
	병	-	-	-	-
	정신과	-	-	-	-
	치과	200,267	198,992	15,679,392	9,969,313
	보건	2,236,166	2,213,194	154,900,639	109,880,316
	한	-	-	-	-
	방	-	-	-	-
울산	상	1,721,769	1,708,504	112,423,050	78,649,353
	급	18,456	18,555	1,743,254	859,700
	중	24,657	24,550	1,983,742	1,194,073
	합	1,607	1,602	57,335	36,962
	병	912	618	95,447	66,462
	정신과	-	-	-	-
	치과	92,898	92,115	6,210,033	3,916,551
	보건	1,583,239	1,571,064	102,333,238	72,575,605
	한	-	-	-	-
	방	-	-	-	-
세종	상	533,042	529,127	33,522,403	23,694,967
	급	-	-	-	-
	중	5,908	5,855	414,061	234,159
	합	-	-	-	-
	병	-	-	-	-
	정신과	-	-	-	-
	치과	16,018	15,933	993,820	611,936
	보건	511,116	507,339	32,114,521	22,848,873
	한	-	-	-	-
	방	-	-	-	-
Sejong	상	533,042	529,127	33,522,403	23,694,967
	급	-	-	-	-
	중	5,908	5,855	414,061	234,159
	합	-	-	-	-
	병	-	-	-	-
	정신과	-	-	-	-
	치과	16,018	15,933	993,820	611,936
	보건	511,116	507,339	32,114,521	22,848,873
	한	-	-	-	-
	방	-	-	-	-
Korean medicine hospital	상	-	-	-	-
	급	-	-	-	-
	중	-	-	-	-
	합	-	-	-	-
	병	-	-	-	-
	정신과	-	-	-	-
	치과	-	-	-	-
	보건	-	-	-	-
	한	-	-	-	-
	방	-	-	-	-

주 : 1) 치과명세서 심사일 기준
2) 「의료법」 제 3 조제 2 항제 3 호 개정(2021.3.5. 시행)에 따라 요양기관 종별 구분으로 정신병원 신설

진료비 심사실적

by Location of Provider

(단위 : 건, 일, 천원)

Unit : Claim, Day, KRW 1,000

청구건수 Claims	치과인원 Inpatient		급 여 비 Benefit	청구건수 Claims	치과외래 Outpatient		급 여 비 Benefit
	입내원일수 Visits	진 료 비 Medical Expenses			입내원일수 Visits	진 료 비 Medical Expenses	
32,618	89,857	42,472,022	33,434,555	84,258,728	83,452,582	5,901,358,970	4,138,346,657
10,283	29,369	16,723,959	13,371,184	19,575,567	19,378,319	1,372,912,363	957,130,977
4,526	15,650	9,619,729	7,687,918	234,045	231,468	16,306,799	6,402,584
713	1,881	717,733	531,655	169,041	167,240	13,583,324	8,078,988
286	3	9,773	7,925	58,298	58,149	3,068,180	2,010,691
1,074	3	80,534	65,823	3,057	3,028	226,002	155,136
107	-	3,847	3,127	369	368	11,956	7,462
3,380	11,640	6,249,252	5,040,269	1,187,835	1,174,683	96,573,038	60,806,347
197	192	43,091	34,468	17,922,922	17,743,383	1,243,143,064	879,669,769
-	-	-	-	-	-	-	-
-	-	-	-	-	-	-	-
1,815	6,270	1,817,407	1,345,089	5,807,691	5,740,635	416,650,568	291,960,729
1,196	3,440	1,642,291	1,214,922	35,637	35,307	2,950,476	1,181,102
325	342	127,493	95,372	74,257	73,270	5,262,540	3,145,120
-	-	-	-	6,312	6,205	411,994	270,981
293	2,488	47,566	34,747	250	250	15,681	10,348
-	-	-	-	-	-	-	-
-	-	-	-	462,824	457,949	31,296,080	19,863,985
1	-	56	49	5,228,411	5,167,654	376,713,796	267,489,192
-	-	-	-	-	-	-	-
-	-	-	-	-	-	-	-
1,465	5,166	2,655,168	1,987,361	3,970,547	3,931,992	281,798,177	197,510,734
1,131	5,162	2,594,994	1,943,184	21,656	21,488	1,927,269	820,282
187	4	47,510	33,876	30,927	30,629	2,698,685	1,652,308
1	-	135	106	3,253	3,242	240,578	154,723
-	-	-	-	-	-	-	-
145	-	12,489	10,164	252	245	35,435	25,146
-	-	-	-	324,891	320,221	23,910,907	15,288,461
1	-	40	32	3,589,051	3,555,653	252,951,265	179,547,781
-	-	-	-	-	-	-	-
-	-	-	-	517	514	34,037	22,033
606	1,165	640,046	474,282	4,708,879	4,666,181	322,274,109	226,602,510
440	986	605,980	448,597	31,655	31,235	2,436,231	1,016,695
138	170	27,054	20,625	43,839	43,217	3,222,351	1,900,428
28	9	7,012	5,060	7,391	7,287	578,396	389,931
-	-	-	-	-	-	-	-
-	-	-	-	-	-	-	-
-	-	-	-	132,199	130,879	8,917,669	5,650,436
-	-	-	-	4,493,795	4,453,563	307,119,461	217,645,019
-	-	-	-	-	-	-	-
-	-	-	-	-	-	-	-
1,250	6,711	2,840,386	2,220,805	2,772,218	2,747,246	188,535,868	132,003,051
1,128	6,709	2,827,164	2,210,969	5,156	5,152	574,531	297,383
120	-	11,706	8,604	13,587	13,416	883,388	541,632
-	-	-	-	-	-	-	-
-	-	-	-	1	1	14	9
-	-	-	-	-	-	-	-
2	2	1,516	1,232	277,661	275,477	21,072,528	13,141,642
-	-	-	-	2,475,813	2,453,200	166,005,406	118,022,385
-	-	-	-	-	-	-	-
-	-	-	-	-	-	-	-
530	1,279	697,391	529,965	2,499,115	2,473,631	174,743,870	122,121,131
46	140	66,414	49,271	3,916	3,891	300,789	117,148
110	179	90,600	65,376	57,278	56,647	4,319,067	2,517,298
17	22	416	397	1,845	1,845	83,944	51,978
-	-	-	-	-	-	-	-
-	-	-	-	-	-	-	-
357	938	539,962	414,922	199,910	198,054	15,139,430	9,554,391
-	-	-	-	2,236,166	2,213,194	154,900,639	109,880,316
-	-	-	-	-	-	-	-
-	-	-	-	-	-	-	-
1,256	1,216	605,857	467,508	1,720,513	1,707,288	111,817,193	78,181,845
204	378	282,590	227,801	18,252	18,177	1,460,664	631,899
727	808	282,801	210,852	23,930	23,742	1,700,942	983,221
-	-	-	-	1,607	1,602	57,335	36,962
324	30	40,457	28,847	588	588	54,990	37,615
-	-	-	-	-	-	-	-
-	-	-	-	92,898	92,115	6,210,033	3,916,551
1	-	10	8	1,583,238	1,571,064	102,333,228	72,575,597
-	-	-	-	-	-	-	-
-	-	-	-	-	-	-	-
51	5	6,593	5,144	532,991	529,122	33,515,810	23,689,823
-	-	-	-	-	-	-	-
51	5	6,593	5,144	5,857	5,850	407,469	229,015
-	-	-	-	-	-	-	-
-	-	-	-	-	-	-	-
-	-	-	-	16,018	15,933	993,820	611,936
-	-	-	-	511,116	507,339	32,114,521	22,848,873
-	-	-	-	-	-	-	-
-	-	-	-	-	-	-	-

Note : 1) According to dental claim review records

2) Psychiatric hospital was newly added to provider type classification as per the amendment of the Medical Service Act (Article 3-2-3, March 5, 2021)

제IV-14표
Table IV-14

치과 소재지별 요양기관 종별
Dental Claim Review Records

구		Division		계		Total	진 료 비 Medical Expenses	급 여 비 Benefit
				청구건수 Claims	입내원일수 Visits			
경 기	상 급 중 합 계	정 치 보 한	정 치 보 한	정 치 보 한	정 치 보 한	정 치 보 한	정 치 보 한	정 치 보 한
강 원	상 급 중 합 계	정 치 보 한	정 치 보 한	정 치 보 한	정 치 보 한	정 치 보 한	정 치 보 한	정 치 보 한
충 북	상 급 중 합 계	정 치 보 한	정 치 보 한	정 치 보 한	정 치 보 한	정 치 보 한	정 치 보 한	정 치 보 한
충 남	상 급 중 합 계	정 치 보 한	정 치 보 한	정 치 보 한	정 치 보 한	정 치 보 한	정 치 보 한	정 치 보 한
전 북	상 급 중 합 계	정 치 보 한	정 치 보 한	정 치 보 한	정 치 보 한	정 치 보 한	정 치 보 한	정 치 보 한
전 남	상 급 중 합 계	정 치 보 한	정 치 보 한	정 치 보 한	정 치 보 한	정 치 보 한	정 치 보 한	정 치 보 한
경 북	상 급 중 합 계	정 치 보 한	정 치 보 한	정 치 보 한	정 치 보 한	정 치 보 한	정 치 보 한	정 치 보 한
경 남	상 급 중 합 계	정 치 보 한	정 치 보 한	정 치 보 한	정 치 보 한	정 치 보 한	정 치 보 한	정 치 보 한
제 주	상 급 중 합 계	정 치 보 한	정 치 보 한	정 치 보 한	정 치 보 한	정 치 보 한	정 치 보 한	정 치 보 한

주 : 1) 치과명세서 심사일 기준 2) 「의료법」 제3 조제 2 항제 3 호 개정(2021.3.5. 시행)에 따라 요양기관 종별 구분으로 정신병원 신설

진료비 심사실적 <계속>

by Location of Provider <Cont'd>

(단위 : 건, 일, 천원)

Unit : Claim, Day, KRW 1,000

치과입원 Inpatient				치과외래 Outpatient			
청구건수 Claims	입내원일수 Visits	진 료 비 Medical Expenses	급 여 비 Benefit	청구건수 Claims	입내원일수 Visits	진 료 비 Medical Expenses	급 여 비 Benefit
3,944	13,236	5,838,889	4,743,694	21,162,973	20,984,403	1,427,830,821	1,004,555,406
1,049	2,763	1,532,030	1,164,680	90,993	90,549	7,110,613	2,820,243
2,616	9,695	4,237,942	3,523,315	277,477	273,481	20,537,727	12,082,722
148	611	10,191	8,096	24,395	24,128	1,363,686	896,948
52	-	2,043	1,669	1,223	1,205	92,980	60,866
-	-	-	-	-	-	-	-
73	163	56,468	45,763	602,795	597,113	40,983,080	25,729,618
6	4	216	172	20,165,418	19,997,255	1,357,724,290	962,951,348
-	-	-	-	672	672	18,445	13,662
-	-	-	-	-	-	-	-
1,271	2,391	1,214,919	933,946	2,071,391	2,049,766	154,723,560	108,896,728
460	1,276	799,682	608,098	17,987	17,833	1,438,410	599,762
64	374	31,516	23,951	10,418	10,379	798,192	490,029
18	-	2,087	1,511	13,706	13,423	944,917	618,074
243	-	37,056	26,402	179	179	11,918	7,686
-	-	-	-	-	-	-	-
486	741	344,578	273,983	61,466	61,148	4,680,251	2,958,385
-	-	-	-	1,966,737	1,945,906	146,822,700	104,202,905
-	-	-	-	898	898	27,172	19,887
-	-	-	-	-	-	-	-
316	959	210,764	162,785	2,392,001	2,366,743	173,062,010	121,638,009
34	69	48,501	37,790	6,286	6,283	586,613	234,297
248	761	159,789	123,058	47,642	47,066	3,663,870	2,165,942
34	129	2,474	1,937	5,531	5,493	291,021	191,959
-	-	-	-	-	-	-	-
-	-	-	-	-	-	-	-
-	-	-	-	74,162	73,227	5,093,308	3,247,660
-	-	-	-	2,258,380	2,234,674	163,427,197	115,798,150
-	-	-	-	-	-	-	-
-	-	-	-	-	-	-	-
1,232	4,257	1,959,698	1,599,756	3,055,427	3,026,598	217,939,263	152,593,280
196	1,353	807,320	693,035	5,082	5,012	464,590	221,815
400	386	46,462	34,726	20,930	20,707	1,516,928	904,918
-	-	-	-	429	429	6,308	4,124
87	-	3,557	2,850	376	369	49,453	33,934
42	41	2,407	1,926	148	148	4,306	2,719
505	2,477	1,099,898	867,175	267,242	264,870	20,008,226	12,625,362
2	-	54	43	2,761,139	2,734,982	195,886,989	138,798,608
-	-	-	-	81	81	2,464	1,800
-	-	-	-	-	-	-	-
2,874	5,146	2,285,952	1,750,700	2,799,372	2,770,536	206,667,149	146,133,755
788	4,963	2,166,561	1,662,518	-	-	-	-
397	183	91,836	66,908	13,627	13,473	1,042,703	631,432
-	-	-	-	1,985	1,967	134,092	90,288
1,688	-	27,534	21,258	-	-	-	-
-	-	-	-	-	-	-	-
-	-	-	-	99,516	98,977	8,065,770	5,032,862
1	-	20	16	2,682,859	2,654,734	197,377,857	140,344,920
-	-	-	-	1,385	1,385	46,727	34,253
-	-	-	-	-	-	-	-
617	480	60,768	46,556	2,393,984	2,367,246	178,703,328	125,964,044
-	-	-	-	1,859	1,858	66,542	34,657
507	155	57,304	43,730	20,948	20,578	1,502,936	895,194
57	-	1,869	1,507	1,157	1,140	74,257	51,587
-	-	-	-	-	-	-	-
53	325	1,596	1,320	26	26	579	392
-	-	-	-	144,592	143,604	10,527,156	6,771,792
-	-	-	-	2,224,853	2,199,491	166,516,381	118,199,153
-	-	-	-	549	549	15,476	11,269
-	-	-	-	-	-	-	-
611	277	139,085	102,358	3,175,750	3,142,279	243,483,594	171,303,334
-	-	-	-	-	-	-	-
378	188	117,905	86,634	43,436	42,426	3,544,312	2,151,880
64	-	6,433	4,842	2,329	2,298	118,972	79,860
169	89	14,747	10,882	870	848	53,107	33,553
-	-	-	-	-	-	-	-
-	-	-	-	194,596	192,468	14,217,113	9,111,670
-	-	-	-	2,933,503	2,903,223	225,520,480	159,904,978
-	-	-	-	1,016	1,016	29,609	21,391
-	-	-	-	-	-	-	-
4,266	11,670	4,652,791	3,591,761	4,632,744	4,588,739	332,374,770	232,584,667
247	1,412	589,188	468,823	13,502	13,451	1,067,194	458,329
1,338	1,670	255,737	194,002	60,647	59,961	4,281,929	2,503,446
114	-	5,109	4,079	11,077	10,996	714,804	478,296
287	-	34,861	25,923	478	469	50,686	34,590
6	-	128	103	-	-	-	-
2,274	8,588	3,767,768	2,898,831	471,279	467,724	33,874,678	21,693,718
-	-	-	-	4,075,572	4,035,949	292,381,118	207,413,158
-	-	-	-	189	189	4,361	3,130
-	-	-	-	-	-	-	-
231	260	122,351	101,660	987,565	981,858	64,326,518	45,476,634
-	-	-	-	-	-	-	-
231	260	122,351	101,660	19,330	19,232	1,421,057	846,290
-	-	-	-	-	-	-	-
-	-	-	-	-	-	-	-
-	-	-	-	-	-	-	-
-	-	-	-	7,867	7,820	544,495	344,357
-	-	-	-	960,368	954,806	62,360,966	44,285,988
-	-	-	-	-	-	-	-
-	-	-	-	-	-	-	-

Note : 1) According to dental claim review records 2) Psychiatric hospital was newly added to provider type classification as per the amendment of the Medical Service Act (Article 3-2-3, March 5, 2021)

제IV-15표
Table IV-15

치과 연령별 성별
Dental Claim Review Records

구 분 Division		청 구 건 수 Claims	일 수 Number of Days		원외처방횟수 Prescription times	원외처방일수 Prescription Days
			입 내 원 Visit	요 양 급 여 Reimbursed		
계	Total	84,291,346	83,542,439	83,869,713	16,361,112	62,982,534
남자	Male	41,752,565	41,387,611	41,611,242	8,672,544	32,839,822
여자	Female	42,538,781	42,154,828	42,258,471	7,688,568	30,142,712
0 세	Age	11,141	11,228	11,485	134	436
남자	Male	6,353	6,402	6,579	77	242
여자	Female	4,788	4,826	4,906	57	194
1 ~ 4 세	Subtotal	924,663	924,426	926,864	31,584	90,512
남자	Male	474,468	474,338	475,814	17,287	49,639
여자	Female	450,195	450,088	451,050	14,297	40,873
5 ~ 9 세	Subtotal	5,407,814	5,408,017	5,421,207	131,653	396,332
남자	Male	2,685,266	2,685,592	2,694,773	70,985	214,563
여자	Female	2,722,548	2,722,425	2,726,434	60,668	181,769
10 ~ 14 세	Subtotal	3,335,088	3,334,506	3,344,174	92,094	353,236
남자	Male	1,629,292	1,629,025	1,634,659	41,828	152,609
여자	Female	1,705,796	1,705,481	1,709,515	50,266	200,627
15 ~ 19 세	Subtotal	2,421,065	2,422,797	2,431,635	351,517	1,457,273
남자	Male	1,070,411	1,071,502	1,076,827	160,535	661,190
여자	Female	1,350,654	1,351,295	1,354,808	190,982	796,083
20 ~ 24 세	Subtotal	3,487,664	3,489,748	3,503,800	681,881	2,773,623
남자	Male	1,493,081	1,494,512	1,502,733	292,740	1,173,185
여자	Female	1,994,583	1,995,236	2,001,067	389,141	1,600,438
25 ~ 29 세	Subtotal	4,211,753	4,213,865	4,228,839	720,675	2,918,281
남자	Male	1,953,654	1,955,016	1,964,169	346,628	1,355,235
여자	Female	2,258,099	2,258,849	2,264,670	374,047	1,563,046
30 ~ 34 세	Subtotal	4,130,710	4,132,255	4,145,207	650,047	2,602,148
남자	Male	2,042,033	2,043,148	2,051,869	345,389	1,337,321
여자	Female	2,088,677	2,089,107	2,093,338	304,658	1,264,827
35 ~ 39 세	Subtotal	3,939,874	3,941,345	3,952,848	659,415	2,588,619
남자	Male	1,976,843	1,977,961	1,985,727	360,405	1,380,989
여자	Female	1,963,031	1,963,384	1,967,121	299,010	1,207,630
40 ~ 44 세	Subtotal	4,977,161	4,979,032	4,994,719	920,843	3,572,539
남자	Male	2,563,843	2,565,222	2,576,587	526,101	1,998,462
여자	Female	2,413,318	2,413,810	2,418,132	394,742	1,574,077
45 ~ 49 세	Subtotal	5,455,188	5,457,721	5,475,533	1,135,701	4,359,736
남자	Male	2,864,704	2,866,791	2,880,140	665,571	2,515,074
여자	Female	2,590,484	2,590,930	2,595,393	470,130	1,844,662
50 ~ 54 세	Subtotal	7,256,582	7,259,456	7,282,546	1,654,858	6,302,391
남자	Male	3,773,299	3,775,143	3,791,720	957,581	3,601,995
여자	Female	3,483,283	3,484,313	3,490,826	697,277	2,700,396
55 ~ 59 세	Subtotal	7,558,762	7,562,052	7,583,599	1,827,201	6,935,764
남자	Male	3,893,481	3,895,742	3,910,017	1,037,992	3,901,343
여자	Female	3,665,281	3,666,310	3,673,582	789,209	3,034,421
60 ~ 64 세	Subtotal	8,514,936	8,518,548	8,542,978	2,106,973	7,962,534
남자	Male	4,300,051	4,302,467	4,317,653	1,156,731	4,327,041
여자	Female	4,214,885	4,216,081	4,225,325	950,242	3,635,493
65 ~ 69 세	Subtotal	8,873,406	8,538,032	8,562,050	2,116,018	8,122,591
남자	Male	4,513,233	4,331,850	4,346,455	1,120,784	4,267,075
여자	Female	4,360,173	4,206,182	4,215,595	995,234	3,855,516
70 ~ 74 세	Subtotal	5,727,219	5,562,597	5,595,391	1,375,726	5,254,275
남자	Male	2,828,440	2,746,146	2,770,862	695,298	2,620,462
여자	Female	2,898,779	2,816,451	2,824,529	680,428	2,633,813
75 ~ 79 세	Subtotal	4,060,409	3,935,654	3,986,421	972,915	3,723,803
남자	Male	1,939,372	1,881,812	1,923,821	466,633	1,755,543
여자	Female	2,121,037	2,053,842	2,062,600	506,282	1,968,260
80 ~ 84 세	Subtotal	2,748,152	2,652,067	2,671,561	650,107	2,475,984
남자	Male	1,229,420	1,188,686	1,200,222	293,440	1,092,361
여자	Female	1,518,732	1,463,381	1,471,339	356,667	1,383,623
85 세 이상	And over	1,249,759	1,199,093	1,208,856	281,770	1,092,457
남자	Male	515,321	496,256	500,615	116,539	435,493
여자	Female	734,438	702,837	708,241	165,231	656,964

주 : 1) 치과명세서 심사일 기준

2) 「의료법」 제 3 조제 2 항제 3 호 개정(2021.3.5. 시행)에 따라 요양기관 종별 구분으로 정신병원 신설

진료비 심사실적

by Age and Gender

(단위 : 건, 일, 원)

Unit : Claim, Day, KRW

진 료 비 (천 원) Medical Expenses(KRW 1,000)		원 외 처방률 Prescription rate (%)	원외처방 횟 수 당 처방일수 Prescription times per prescription time	건 당 입내원일수 Visits perclaim	건 당 진 료 비 Medical Expenses perclaim	건 당 급 여 비 Benefit perclaim	일 당 진 료 비 Medical Expense per day	
계 Total	급 여 비 Benefit						입 내 원 Visit	요 양 급 여 Reimbursed
5,943,830,991	4,171,781,212	19.41	3.85	0.99	70,515	49,492	71,147	70,870
2,942,861,016	2,064,749,084	20.77	3.79	0.99	70,483	49,452	71,105	70,723
3,000,969,976	2,107,032,127	18.07	3.92	0.99	70,547	49,532	71,189	71,015
484,647	453,223	1.20	3.25	1.01	43,501	40,681	43,164	42,198
297,986	279,916	1.21	3.14	1.01	46,905	44,060	46,546	45,294
186,661	173,308	1.19	3.40	1.01	38,985	36,196	38,678	38,048
44,174,611	35,252,124	3.42	2.87	1.00	47,774	38,124	47,786	47,660
22,988,084	18,337,079	3.64	2.87	1.00	48,450	38,648	48,464	48,313
21,186,527	16,915,044	3.18	2.86	1.00	47,061	37,573	47,072	46,972
311,303,606	228,499,149	2.43	3.01	1.00	57,566	42,254	57,563	57,423
155,191,307	114,000,474	2.64	3.02	1.00	57,794	42,454	57,787	57,590
156,112,300	114,498,675	2.23	3.00	1.00	57,341	42,056	57,343	57,259
211,625,320	152,911,640	2.76	3.84	1.00	63,454	45,849	63,465	63,282
101,077,573	73,254,596	2.57	3.65	1.00	62,038	44,961	62,048	61,834
110,547,748	79,657,044	2.95	3.99	1.00	64,807	46,698	64,819	64,666
120,231,617	84,449,341	14.52	4.15	1.00	49,661	34,881	49,625	49,445
55,054,985	38,666,512	15.00	4.12	1.00	51,434	36,123	51,381	51,127
65,176,632	45,782,829	14.14	4.17	1.00	48,256	33,897	48,233	48,108
197,309,985	135,140,505	19.55	4.07	1.00	56,574	38,748	56,540	56,313
86,293,288	59,056,808	19.61	4.01	1.00	57,795	39,554	57,740	57,424
111,016,697	76,083,697	19.51	4.11	1.00	55,659	38,145	55,641	55,479
237,375,668	163,490,945	17.11	4.05	1.00	56,360	38,818	56,332	56,133
112,769,885	77,621,992	17.74	3.91	1.00	57,723	39,732	57,682	57,414
124,605,783	85,868,953	16.56	4.18	1.00	55,182	38,027	55,163	55,022
229,664,942	158,768,309	15.74	4.00	1.00	55,599	38,436	55,579	55,405
116,608,924	80,474,055	16.91	3.87	1.00	57,104	39,409	57,073	56,831
113,056,018	78,294,254	14.59	4.15	1.00	54,128	37,485	54,117	54,008
215,937,222	149,407,143	16.74	3.93	1.00	54,808	37,922	54,788	54,628
111,084,569	76,794,211	18.23	3.83	1.00	56,193	38,847	56,161	55,942
104,852,653	72,612,933	15.23	4.04	1.00	53,414	36,990	53,404	53,303
270,124,099	187,019,793	18.50	3.88	1.00	54,273	37,576	54,252	54,082
141,321,635	97,833,369	20.52	3.80	1.00	55,121	38,159	55,091	54,848
128,802,464	89,186,424	16.36	3.99	1.00	53,372	36,956	53,361	53,265
292,287,736	202,424,521	20.82	3.84	1.00	53,580	37,107	53,555	53,381
154,204,971	106,815,056	23.23	3.78	1.00	53,829	37,287	53,790	53,541
138,082,765	95,609,465	18.15	3.92	1.00	53,304	36,908	53,295	53,203
381,902,940	264,487,971	22.80	3.81	1.00	52,628	36,448	52,608	52,441
197,907,799	137,090,303	25.38	3.76	1.00	52,450	36,332	52,424	52,195
183,995,141	127,397,668	20.02	3.87	1.00	52,822	36,574	52,807	52,708
387,955,301	268,734,982	24.17	3.80	1.00	51,325	35,553	51,303	51,157
198,825,914	137,774,858	26.66	3.76	1.00	51,066	35,386	51,037	50,850
189,129,387	130,960,124	21.53	3.84	1.00	51,600	35,730	51,586	51,484
425,106,817	294,495,293	24.74	3.78	1.00	49,925	34,586	49,904	49,761
213,747,324	148,089,529	26.90	3.74	1.00	49,708	34,439	49,680	49,505
211,359,493	146,405,764	22.54	3.83	1.00	50,146	34,735	50,132	50,022
1,141,847,296	803,394,417	23.85	3.84	0.96	128,682	90,540	133,737	133,361
600,492,799	422,497,237	24.83	3.81	0.96	133,052	93,613	138,623	138,157
541,354,496	380,897,181	22.83	3.87	0.96	124,159	87,358	128,704	128,417
588,662,839	415,104,239	24.02	3.82	0.97	102,783	72,479	105,825	105,205
288,295,736	203,204,176	24.58	3.77	0.97	101,927	71,843	104,982	104,046
300,367,103	211,900,062	23.47	3.87	0.97	103,618	73,100	106,647	106,342
423,651,247	299,135,817	23.96	3.83	0.97	104,337	73,671	107,644	106,274
196,297,561	138,327,149	24.06	3.76	0.97	101,217	71,326	104,313	102,035
227,353,686	160,808,668	23.87	3.89	0.97	107,190	75,816	110,697	110,227
309,033,401	218,814,029	23.66	3.81	0.97	112,451	79,622	116,525	115,675
130,584,925	92,366,969	23.87	3.72	0.97	106,217	75,131	109,857	108,801
178,448,476	126,447,060	23.48	3.88	0.96	117,498	83,258	121,943	121,283
155,151,696	109,797,770	22.55	3.88	0.96	124,145	87,855	129,391	128,346
59,815,750	42,264,796	22.61	3.74	0.96	116,075	82,016	120,534	119,485
95,335,946	67,532,974	22.50	3.98	0.96	129,808	91,952	135,644	134,609

Note : 1) According to dental claim review records

2) Psychiatric hospital was newly added to provider type classification as per the amendment of the Medical Service Act (Article 3-2-3, March 5, 2021)

제IV-16표
Table IV-16

한방 소재지별 요양기관 종별

Korean Medicine Claim Review Records

구 분 Division		계 Total			
		청구건수 Claims	입내원일수 Visits	진 료 비 Medical Expenses	급 여 비 Benefit
계 Total		92,673,522	95,332,786	3,497,073,096	2,621,240,953
서울	Seoul	20,485,463	20,998,596	752,787,749	559,925,071
	Tertiary hospital	-	-	-	-
	General hospital	13,386	13,713	562,933	302,796
	Hospital	19,428	20,325	2,386,894	1,760,443
	Healthcare Institute	77,038	11,908	22,849,005	18,706,644
	Psychiatric hospital	-	-	-	-
	Dental hospital	-	-	-	-
	Community health agency	-	-	-	-
	Korean medicine hospital	746,861	1,284,616	95,187,498	66,822,917
	Korean medicine Clinic	19,628,750	19,668,034	631,801,419	472,332,271
부산	Busan	7,513,412	7,597,864	267,717,593	204,975,570
	Tertiary hospital	8	8	448	152
	General hospital	3,810	3,791	102,706	52,057
	Hospital	9,857	10,734	1,452,779	1,084,348
	Healthcare Institute	122,114	4,531	14,573,523	11,818,630
	Psychiatric hospital	-	-	-	-
	Dental hospital	-	-	-	-
	Community health agency	-	-	-	-
	Korean medicine hospital	258,470	426,143	34,622,004	24,551,429
	Korean medicine Clinic	7,119,153	7,152,657	216,966,132	167,468,956
대구	Daegu	5,038,356	5,055,246	166,640,449	126,037,475
	Tertiary hospital	-	-	-	-
	General hospital	-	-	-	-
	Hospital	15,420	12,894	566,457	410,441
	Healthcare Institute	49,681	8,642	6,433,034	5,204,598
	Psychiatric hospital	-	-	-	-
	Dental hospital	-	-	-	-
	Community health agency	-	-	-	-
	Korean medicine hospital	104,893	164,305	14,070,737	9,733,183
	Korean medicine Clinic	4,868,362	4,869,405	145,570,221	110,689,252
인천	Incheon	5,261,923	5,487,612	205,423,355	155,261,073
	Tertiary hospital	-	-	-	-
	General hospital	6,447	6,709	340,090	210,465
	Hospital	12,222	6,453	1,448,235	1,136,830
	Healthcare Institute	36,962	7,704	9,160,685	7,504,914
	Psychiatric hospital	-	-	-	-
	Dental hospital	-	-	-	-
	Community health agency	-	-	-	-
	Korean medicine hospital	153,278	392,589	40,217,842	29,173,969
	Korean medicine Clinic	5,053,014	5,074,157	154,256,503	117,234,896
광주	Gwangju	2,238,275	3,142,903	194,218,685	140,146,816
	Tertiary hospital	-	-	-	-
	General hospital	3,753	3,715	309,892	156,223
	Hospital	13,885	11,509	2,498,457	1,902,801
	Healthcare Institute	57,645	11,605	8,795,562	7,185,117
	Psychiatric hospital	-	-	-	-
	Dental hospital	-	-	-	-
	Community health agency	-	-	-	-
	Korean medicine hospital	328,339	1,275,867	123,261,390	86,200,618
	Korean medicine Clinic	1,834,653	1,840,207	59,353,384	44,702,056
대전	Daejeon	2,959,147	3,000,602	110,238,344	81,565,156
	Tertiary hospital	-	-	-	-
	General hospital	3,091	3,075	95,300	48,208
	Hospital	3,837	771	476,459	381,641
	Healthcare Institute	28,830	1,263	3,865,167	3,120,710
	Psychiatric hospital	-	-	-	-
	Dental hospital	-	-	-	-
	Community health agency	-	-	-	-
	Korean medicine hospital	133,520	202,861	16,391,224	11,326,825
	Korean medicine Clinic	2,789,869	2,792,632	89,410,194	66,687,773
울산	Ulsan	1,817,998	1,806,307	61,783,071	46,574,042
	Tertiary hospital	-	-	-	-
	General hospital	-	-	-	-
	Hospital	3,476	4,215	580,677	439,880
	Healthcare Institute	31,935	2,021	4,022,454	3,279,766
	Psychiatric hospital	-	-	-	-
	Dental hospital	-	-	-	-
	Community health agency	-	-	-	-
	Korean medicine hospital	35,125	52,310	4,479,468	3,001,843
	Korean medicine Clinic	1,747,462	1,747,761	52,700,472	39,852,553
세종	Sejong	507,996	517,839	19,415,831	14,130,589
	Tertiary hospital	-	-	-	-
	General hospital	-	-	-	-
	Hospital	-	-	-	-
	Healthcare Institute	1,984	194	137,420	111,065
	Psychiatric hospital	-	-	-	-
	Dental hospital	-	-	-	-
	Community health agency	-	-	-	-
	Korean medicine hospital	15,944	27,139	2,294,952	1,713,445
	Korean medicine Clinic	490,068	490,506	16,983,458	12,306,079

주 : 1) 한방명세서 심사일 기준 2) 「의료법」 제 3 조제 2 항제 3 호 개정(2021.3.5. 시행)에 따라 요양종별 구분으로 정신병원 신설

진료비 심사실적

by Location of Provider

(단위 : 건, 일, 천원)

Unit : Claim, Day, KRW 1,000

한방입원 Inpatient				한방외래 Outpatient			
청구건수 Claims	입내원일수 Visits	진 료 비 Medical Expenses	급 여 비 Benefit	청구건수 Claims	입내원일수 Visits	진 료 비 Medical Expenses	급 여 비 Benefit
1,266,311	3,955,261	635,280,878	478,501,182	91,407,211	91,377,525	2,861,792,218	2,142,739,771
145,866	667,780	98,378,338	75,099,646	20,339,597	20,330,816	654,409,410	484,825,425
-	-	-	-	-	-	-	-
71	398	60,129	44,349	13,315	13,315	502,804	258,447
6,995	7,892	1,988,599	1,517,499	12,433	12,433	398,295	242,944
70,973	5,843	22,692,689	18,605,869	6,065	6,065	156,316	100,775
-	-	-	-	-	-	-	-
-	-	-	-	-	-	-	-
-	-	-	-	-	-	-	-
63,643	601,671	67,431,083	50,325,777	683,218	682,945	27,756,415	16,497,140
4,184	51,976	6,205,838	4,606,152	19,624,566	19,616,058	625,595,580	467,726,119
142,325	228,139	45,618,255	35,209,767	7,371,087	7,369,725	222,099,338	169,765,803
-	-	-	-	8	8	448	152
19	-	1,461	1,169	3,791	3,791	101,246	50,888
3,714	4,591	1,165,560	924,912	6,143	6,143	287,218	159,436
119,080	1,497	14,511,571	11,777,274	3,034	3,034	61,952	41,357
-	-	-	-	-	-	-	-
-	-	-	-	-	-	-	-
-	-	-	-	-	-	-	-
15,753	183,433	25,151,275	18,958,559	242,717	242,710	9,470,730	5,592,869
3,759	38,618	4,788,388	3,547,854	7,115,394	7,114,039	212,177,744	163,921,101
55,460	73,432	16,270,941	12,501,702	4,982,896	4,981,814	150,369,507	113,535,772
-	-	-	-	-	-	-	-
-	-	-	-	-	-	-	-
2,665	144	241,609	203,844	12,755	12,750	324,847	206,597
45,125	4,087	6,313,916	5,126,710	4,556	4,555	119,118	77,889
-	-	-	-	-	-	-	-
-	-	-	-	-	-	-	-
-	-	-	-	-	-	-	-
7,418	66,830	9,425,134	6,964,737	97,475	97,475	4,645,603	2,768,446
252	2,371	290,282	206,412	4,868,110	4,867,034	145,279,939	110,482,841
64,722	292,849	47,718,075	36,390,075	5,197,201	5,194,763	157,705,280	118,870,999
-	-	-	-	-	-	-	-
273	535	126,766	102,155	6,174	6,174	213,323	108,310
9,702	3,933	1,379,331	1,094,525	2,520	2,520	68,904	42,304
33,967	4,709	9,092,231	7,460,561	2,995	2,995	68,454	44,353
-	-	-	-	-	-	-	-
-	-	-	-	-	-	-	-
-	-	-	-	-	-	-	-
18,963	258,274	34,444,831	25,734,698	134,315	134,315	5,773,011	3,439,270
1,817	25,398	2,674,915	1,998,135	5,051,197	5,048,759	151,581,588	115,236,760
123,941	1,029,231	124,140,560	89,007,402	2,114,334	2,113,672	70,078,125	51,139,414
-	-	-	-	-	-	-	-
38	-	2,981	2,385	3,715	3,715	306,911	153,839
7,139	4,763	2,311,316	1,788,260	6,746	6,746	187,141	114,541
47,354	1,314	8,492,102	6,975,262	10,291	10,291	303,460	209,855
-	-	-	-	-	-	-	-
-	-	-	-	-	-	-	-
-	-	-	-	-	-	-	-
68,814	1,016,343	112,661,306	79,757,106	259,525	259,524	10,600,084	6,443,512
596	6,811	672,854	484,388	1,834,057	1,833,396	58,680,530	44,217,668
39,466	81,937	15,612,757	11,800,052	2,919,681	2,918,665	94,625,586	69,765,104
-	-	-	-	-	-	-	-
15	-	1,309	1,048	3,076	3,075	93,990	47,161
3,087	21	454,809	368,510	750	750	21,650	13,130
27,691	124	3,840,313	3,104,746	1,139	1,139	24,854	15,964
-	-	-	-	-	-	-	-
-	-	-	-	-	-	-	-
-	-	-	-	-	-	-	-
8,334	77,675	10,835,346	7,963,966	125,186	125,186	5,555,877	3,362,858
339	4,117	480,979	361,782	2,789,530	2,788,515	88,929,215	66,325,991
33,052	21,594	7,349,386	5,726,208	1,784,946	1,784,713	54,433,685	40,847,834
-	-	-	-	-	-	-	-
-	-	-	-	-	-	-	-
1,653	2,392	519,996	402,154	1,823	1,823	60,681	37,726
29,957	43	3,972,107	3,248,107	1,978	1,978	50,347	31,659
-	-	-	-	-	-	-	-
-	-	-	-	-	-	-	-
-	-	-	-	-	-	-	-
1,362	18,547	2,779,624	2,020,214	33,763	33,763	1,699,844	981,629
80	612	77,659	55,733	1,747,382	1,747,149	52,622,813	39,796,820
3,401	13,587	1,939,406	1,529,912	504,595	504,252	17,476,425	12,600,676
-	-	-	-	-	-	-	-
-	-	-	-	-	-	-	-
-	-	-	-	-	-	-	-
1,790	-	134,940	109,446	194	194	2,480	1,619
-	-	-	-	-	-	-	-
-	-	-	-	-	-	-	-
-	-	-	-	-	-	-	-
1,468	12,663	1,698,857	1,344,108	14,476	14,476	596,095	369,337
143	924	105,608	76,358	489,925	489,582	16,877,849	12,229,721

Note : 1) According to Korean medicine medicine claim review records 2) Psychiatric hospital was newly added to provider type classification as per the amendment of the Medical Service Act (Article 3-2-3, March 5, 2021)

제IV-16표
Table IV-16

한방 소재지별 요양기관 종별

Korean Medicine Claim Review Records

구 Division		계 Total			
		청구건수 Claims	입내원일수 Visits	진 료 비 Medical Expenses	금 여 비 Benefit
경 기	간계포아전조구하한	21,392,807	21,782,601	805,687,210	598,903,994
	간계포아전조구하한	-	-	-	-
	간계포아전조구하한	13,941	12,560	453,054	262,806
	간계포아전조구하한	16,805	12,168	1,644,007	1,263,999
	간계포아전조구하한	191,495	32,637	35,217,889	28,701,447
	간계포아전조구하한	1,423	205	129,134	103,366
	간계포아전조구하한	-	-	-	-
	간계포아전조구하한	-	-	-	-
	간계포아전조구하한	703,285	1,214,750	107,995,819	75,805,882
	간계포아전조구하한	20,465,858	20,510,281	660,247,307	492,766,493
강 원	간계포아전조구하한	2,410,288	2,428,202	76,119,737	57,987,661
	간계포아전조구하한	-	-	-	-
	간계포아전조구하한	201	192	5,877	3,166
	간계포아전조구하한	807	336	48,596	36,198
	간계포아전조구하한	8,816	1,378	938,028	761,896
	간계포아전조구하한	-	-	-	-
	간계포아전조구하한	-	-	-	-
	간계포아전조구하한	7,326	7,326	144,440	114,989
	간계포아전조구하한	48,230	72,663	5,341,428	3,783,427
	간계포아전조구하한	2,344,908	2,346,307	69,641,369	53,287,984
충 북	간계포아전조구하한	2,656,950	2,676,769	87,067,212	65,372,630
	간계포아전조구하한	-	-	-	-
	간계포아전조구하한	1,579	1,152	110,119	83,582
	간계포아전조구하한	3,219	4,423	371,766	276,702
	간계포아전조구하한	15,156	1,855	1,593,806	1,286,620
	간계포아전조구하한	-	-	-	-
	간계포아전조구하한	-	-	-	-
	간계포아전조구하한	-	-	-	-
	간계포아전조구하한	98,399	125,799	8,116,613	5,387,694
	간계포아전조구하한	2,538,597	2,543,540	76,874,908	58,338,033
충 남	간계포아전조구하한	3,367,677	3,359,762	115,234,827	87,134,752
	간계포아전조구하한	-	-	-	-
	간계포아전조구하한	868	1,262	25,289	13,251
	간계포아전조구하한	2,982	8,168	673,415	499,116
	간계포아전조구하한	48,899	7,263	6,900,153	5,595,608
	간계포아전조구하한	-	-	-	-
	간계포아전조구하한	-	-	-	-
	간계포아전조구하한	794	794	18,527	14,748
	간계포아전조구하한	117,076	141,740	8,736,535	5,747,682
	간계포아전조구하한	3,197,058	3,200,535	98,880,908	75,264,347
전 북	간계포아전조구하한	3,477,574	3,751,759	153,657,315	115,514,034
	간계포아전조구하한	-	-	-	-
	간계포아전조구하한	3,921	2,917	310,140	218,664
	간계포아전조구하한	2,314	3,702	354,616	260,154
	간계포아전조구하한	74,046	5,686	9,651,797	7,830,687
	간계포아전조구하한	-	-	-	-
	간계포아전조구하한	-	-	-	-
	간계포아전조구하한	7,138	7,138	179,389	136,610
	간계포아전조구하한	148,753	456,911	43,033,624	30,047,617
	간계포아전조구하한	3,241,402	3,275,405	100,127,750	77,020,303
전 남	간계포아전조구하한	2,765,358	2,976,316	122,905,121	93,975,188
	간계포아전조구하한	-	-	-	-
	간계포아전조구하한	-	-	-	-
	간계포아전조구하한	7,753	7,825	330,640	229,530
	간계포아전조구하한	68,392	13,102	9,089,724	7,412,502
	간계포아전조구하한	-	-	-	-
	간계포아전조구하한	-	-	-	-
	간계포아전조구하한	2,681	2,681	53,321	44,188
	간계포아전조구하한	126,039	367,929	33,844,978	24,176,354
	간계포아전조구하한	2,560,493	2,584,779	79,586,457	62,112,614
경 북	간계포아전조구하한	4,121,011	4,072,015	132,591,756	101,781,989
	간계포아전조구하한	-	-	-	-
	간계포아전조구하한	-	-	-	-
	간계포아전조구하한	5,385	3,570	210,441	171,591
	간계포아전조구하한	84,017	17,092	9,232,443	7,415,508
	간계포아전조구하한	260	255	8,980	6,135
	간계포아전조구하한	-	-	-	-
	간계포아전조구하한	2,309	2,309	34,589	29,466
	간계포아전조구하한	49,638	68,264	4,651,241	3,133,152
	간계포아전조구하한	3,979,402	3,980,525	118,454,061	91,026,136
경 남	간계포아전조구하한	5,246,951	5,258,537	182,025,948	138,592,201
	간계포아전조구하한	-	-	-	-
	간계포아전조구하한	2,412	1,754	107,649	77,536
	간계포아전조구하한	8,506	8,177	751,184	560,785
	간계포아전조구하한	94,922	12,242	11,805,367	9,566,425
	간계포아전조구하한	-	-	-	-
	간계포아전조구하한	-	-	-	-
	간계포아전조구하한	440	440	9,810	7,612
	간계포아전조구하한	134,349	224,526	18,627,060	13,350,859
	간계포아전조구하한	5,006,322	5,011,398	150,724,879	115,028,984
제 주	간계포아전조구하한	1,412,336	1,419,856	43,558,895	33,362,714
	간계포아전조구하한	-	-	-	-
	간계포아전조구하한	-	-	-	-
	간계포아전조구하한	2,724	583	397,406	324,161
	간계포아전조구하한	-	-	-	-
	간계포아전조구하한	-	-	-	-
	간계포아전조구하한	-	-	-	-
	간계포아전조구하한	5,162	13,649	1,174,617	935,960
	간계포아전조구하한	1,404,450	1,405,624	41,986,871	32,102,593
	간계포아전조구하한	-	-	-	-

주 : 1) 한방명세서 심사일 기준 2) 「의료법」 제 3 조제 2 항제 3 호 개정(2021.3.5. 시행)에 따라 요양종별 구분으로 정신병원 산설

진료비 심사실적 <계속>

by Location of Provider <Cont'd>

(단위 : 건, 일, 천원)

Unit : Claim, Day, KRW 1,000

한방입원 Inpatient				한방외래 Outpatient			
청구건수 Claims	입내원일수 Visits	진 료 비 Medical Expenses	급 여 비 Benefit	청구건수 Claims	입내원일수 Visits	진 료 비 Medical Expenses	급 여 비 Benefit
227,695	627,242	121,922,271	93,079,421	21,165,112	21,155,359	683,764,939	505,824,573
-	-	-	-	-	-	-	-
1,419	40	66,657	59,023	12,522	12,520	386,396	203,783
6,615	1,979	1,355,625	1,087,119	10,190	10,189	288,381	176,881
160,857	1,999	34,464,159	28,192,159	30,638	30,638	753,731	509,288
1,218	-	124,427	100,477	205	205	4,707	2,889
-	-	-	-	-	-	-	-
52,170	563,712	79,103,006	58,600,104	651,115	651,038	28,892,813	17,205,779
5,416	59,512	6,808,397	5,040,540	20,460,442	20,450,769	653,438,911	487,725,953
10,911	29,200	4,779,423	3,670,056	2,399,377	2,399,002	71,340,314	54,317,605
9	-	682	545	192	192	5,195	2,621
471	-	41,105	31,706	336	336	7,491	4,492
7,438	-	907,463	740,228	1,378	1,378	30,565	21,668
-	-	-	-	-	-	-	-
-	-	-	-	-	-	-	-
-	-	-	-	-	-	-	-
2,777	27,210	3,602,484	2,727,805	7,326	7,326	144,440	114,989
216	1,990	227,690	169,771	45,453	45,453	1,738,944	1,055,622
17,935	38,049	6,720,676	5,103,484	2,344,692	2,344,317	69,413,679	53,118,212
-	-	-	-	2,639,015	2,638,720	80,346,536	60,269,146
427	-	80,012	68,382	1,152	1,152	30,107	15,200
827	2,031	311,060	234,990	2,392	2,392	60,706	41,712
13,301	-	1,547,241	1,257,614	1,855	1,855	46,565	29,007
-	-	-	-	-	-	-	-
-	-	-	-	-	-	-	-
-	-	-	-	-	-	-	-
2,736	30,137	4,072,105	3,001,460	95,663	95,662	4,044,508	2,386,234
644	5,881	710,257	541,039	2,537,953	2,537,659	76,164,650	57,796,993
46,758	39,532	11,605,527	9,137,657	3,320,919	3,320,230	103,629,300	77,997,095
-	-	-	-	-	-	-	-
14	408	1,551	1,335	854	854	23,739	11,916
1,044	6,230	615,814	463,934	1,938	1,938	57,600	35,183
41,688	52	6,730,509	5,486,697	7,211	7,211	169,644	108,911
-	-	-	-	-	-	-	-
-	-	-	-	-	-	-	-
-	-	-	-	-	-	-	-
-	-	-	-	-	-	-	-
-	-	-	-	-	-	-	-
3,420	28,085	3,650,581	2,745,344	794	794	18,527	14,748
592	4,757	607,072	440,347	113,656	113,655	5,085,955	3,002,338
97,299	372,124	51,781,869	37,874,712	3,196,466	3,195,778	98,273,836	74,824,000
-	-	-	-	3,380,275	3,379,635	101,875,446	77,639,322
-	-	-	-	-	-	-	-
1,039	35	203,519	163,805	2,882	2,882	106,621	54,858
994	2,382	319,748	238,380	1,320	1,320	34,868	21,773
68,362	2	9,506,880	7,738,157	5,684	5,684	144,917	92,530
-	-	-	-	-	-	-	-
-	-	-	-	-	-	-	-
-	-	-	-	-	-	-	-
-	-	-	-	-	-	-	-
-	-	-	-	-	-	-	-
23,395	331,662	37,870,980	26,895,635	7,138	7,138	179,389	136,610
3,509	38,043	3,880,742	2,838,735	125,358	125,249	5,162,644	3,151,982
84,526	295,571	41,648,191	31,111,709	3,237,893	3,237,362	96,247,007	74,181,568
-	-	-	-	2,680,832	2,680,745	81,256,930	62,863,479
-	-	-	-	-	-	-	-
-	-	-	-	-	-	-	-
362	433	91,170	69,809	7,391	7,392	239,470	159,721
63,415	8,125	8,966,555	7,332,816	4,977	4,977	123,170	79,686
-	-	-	-	-	-	-	-
-	-	-	-	-	-	-	-
-	-	-	-	-	-	-	-
-	-	-	-	-	-	-	-
18,339	260,229	29,787,313	21,649,078	2,681	2,681	53,321	44,188
2,410	26,784	2,803,154	2,060,006	107,700	107,700	4,057,665	2,527,276
72,363	24,009	11,914,061	9,409,188	2,558,083	2,557,995	76,783,304	60,052,608
-	-	-	-	4,048,648	4,048,006	120,677,695	92,372,801
-	-	-	-	-	-	-	-
-	-	-	-	-	-	-	-
1,828	13	141,342	124,010	3,557	3,557	69,100	47,582
68,773	1,887	8,782,866	7,133,073	15,244	15,205	449,577	282,436
22	17	3,925	2,833	238	238	5,055	3,302
-	-	-	-	-	-	-	-
-	-	-	-	-	-	-	-
-	-	-	-	-	-	-	-
1,528	20,154	2,779,843	1,998,651	2,309	2,309	34,589	29,466
212	1,938	206,085	150,622	48,110	48,110	1,871,398	1,134,501
97,390	110,167	26,392,137	20,621,820	3,979,190	3,978,587	118,247,976	90,875,514
-	-	-	-	5,149,561	5,148,370	155,633,812	117,970,381
669	11	70,946	57,946	1,743	1,743	36,702	19,590
2,577	2,248	584,322	457,419	5,929	5,929	166,862	103,366
83,771	1,091	11,541,801	9,394,831	11,151	11,151	263,567	171,594
-	-	-	-	-	-	-	-
-	-	-	-	-	-	-	-
-	-	-	-	-	-	-	-
-	-	-	-	-	-	-	-
-	-	-	-	-	-	-	-
9,646	99,825	13,392,662	10,115,217	440	440	9,810	7,612
727	6,992	802,406	596,407	124,703	124,701	5,234,397	3,235,642
3,201	10,818	1,489,006	1,228,371	5,005,595	5,004,406	149,922,474	114,432,577
-	-	-	-	1,409,135	1,409,038	42,069,888	32,134,342
-	-	-	-	-	-	-	-
-	-	-	-	-	-	-	-
-	-	-	-	-	-	-	-
2,141	-	382,433	314,052	583	583	14,973	10,109
-	-	-	-	-	-	-	-
-	-	-	-	-	-	-	-
-	-	-	-	-	-	-	-
-	-	-	-	-	-	-	-
922	9,409	954,646	805,023	4,240	4,240	219,972	130,936
138	1,409	151,927	109,296	1,404,312	1,404,215	41,834,944	31,993,297

Note : 1) According to Korean medicine medicine claim review records 2) Psychiatric hospital was newly added to provider type classification as per the amendment of the Medical Service Act (Article 3-2-3, March 5, 2021)

제IV-17표
Table IV-17

한방 연령별 성별
Korean Medicine Claim Review

구 분 Division		청 구 건 수 Claims	일 수 Number of Days		진 료 비 (천 원) Medical Expenses(KRW 1,000)	
			입 내 원 Visit	요 양 급 여 Reimbursed	계 Total	급 여 비 Benefit
계	Total	92,673,522	95,332,786	105,045,045	3,497,073,096	2,621,240,953
남자	Male	34,493,082	35,344,954	38,779,298	1,305,030,019	964,403,961
여자	Female	58,180,440	59,987,832	66,265,747	2,192,043,076	1,656,836,992
0 세	Age	19,154	19,353	22,999	534,561	508,571
남자	Male	10,504	10,602	12,645	291,726	277,451
여자	Female	8,650	8,751	10,354	242,835	231,119
1 ~ 4 세	Subtotal	327,691	328,703	470,409	9,487,602	7,623,717
남자	Male	183,875	184,513	265,154	5,355,481	4,302,551
여자	Female	143,816	144,190	205,255	4,132,121	3,321,166
5 ~ 9 세	Subtotal	580,953	584,996	912,810	17,048,948	12,143,887
남자	Male	337,907	339,895	536,691	9,955,342	7,070,298
여자	Female	243,046	245,101	376,119	7,093,606	5,073,589
10 ~ 14 세	Subtotal	783,755	798,388	1,068,193	28,636,321	19,611,769
남자	Male	450,718	459,812	610,212	16,446,095	11,275,950
여자	Female	333,037	338,576	457,981	12,190,227	8,335,819
15 ~ 19 세	Subtotal	1,124,047	1,154,597	1,407,813	46,395,116	31,426,140
남자	Male	580,724	599,647	712,214	23,961,064	16,294,505
여자	Female	543,323	554,950	695,599	22,434,052	15,131,635
20 ~ 24 세	Subtotal	1,361,367	1,416,960	1,643,254	60,747,097	40,791,862
남자	Male	629,810	664,062	745,685	28,984,501	19,588,877
여자	Female	731,557	752,898	897,569	31,762,596	21,202,985
25 ~ 29 세	Subtotal	2,354,845	2,429,432	2,785,121	105,759,821	70,523,947
남자	Male	1,087,247	1,128,208	1,249,136	49,349,066	33,010,592
여자	Female	1,267,598	1,301,224	1,535,985	56,410,755	37,513,355
30 ~ 34 세	Subtotal	3,007,032	3,103,292	3,555,804	135,483,258	90,591,734
남자	Male	1,409,329	1,457,019	1,611,947	64,313,613	42,958,208
여자	Female	1,597,703	1,646,273	1,943,857	71,169,645	47,633,527
35 ~ 39 세	Subtotal	3,251,482	3,387,067	3,884,010	147,380,927	99,320,977
남자	Male	1,549,496	1,613,315	1,781,283	71,458,107	47,974,695
여자	Female	1,701,986	1,773,752	2,102,727	75,922,821	51,346,282
40 ~ 44 세	Subtotal	4,609,600	4,836,425	5,497,435	206,985,689	141,078,903
남자	Male	2,116,312	2,213,058	2,427,103	95,977,862	65,078,602
여자	Female	2,493,288	2,623,367	3,070,332	111,007,827	76,000,301
45 ~ 49 세	Subtotal	5,714,157	5,983,688	6,741,509	248,152,940	170,809,701
남자	Male	2,442,344	2,539,872	2,776,418	106,028,528	72,488,373
여자	Female	3,271,813	3,443,816	3,965,091	142,124,412	98,321,328
50 ~ 54 세	Subtotal	7,976,380	8,335,246	9,284,076	335,658,803	232,875,027
남자	Male	3,090,817	3,198,918	3,485,105	128,733,458	88,871,610
여자	Female	4,885,563	5,136,328	5,798,971	206,925,345	144,003,418
55 ~ 59 세	Subtotal	8,220,677	8,673,131	9,587,641	349,245,576	244,372,600
남자	Male	3,023,382	3,139,060	3,427,682	125,193,890	87,200,398
여자	Female	5,197,295	5,534,071	6,159,959	224,051,686	157,172,203
60 ~ 64 세	Subtotal	10,318,928	10,939,673	12,039,302	436,209,090	308,073,096
남자	Male	3,512,304	3,662,391	4,006,323	145,738,931	102,673,824
여자	Female	6,806,624	7,277,282	8,032,979	290,470,159	205,399,271
65 ~ 69 세	Subtotal	13,745,657	14,206,291	15,114,341	435,202,809	359,923,743
남자	Male	4,547,764	4,653,953	4,953,439	142,929,630	118,231,805
여자	Female	9,197,893	9,552,338	10,160,902	292,273,180	241,691,938
70 ~ 74 세	Subtotal	11,392,078	11,612,628	12,294,367	338,892,317	286,219,272
남자	Male	3,795,320	3,835,384	4,091,504	112,640,415	95,237,577
여자	Female	7,596,758	7,777,244	8,202,863	226,251,902	190,981,695
75 ~ 79 세	Subtotal	8,801,907	8,851,624	9,415,033	259,636,671	221,569,664
남자	Male	2,874,518	2,872,513	3,110,053	83,466,255	71,379,984
여자	Female	5,927,389	5,979,111	6,304,980	176,170,416	150,189,679
80 ~ 84 세	Subtotal	6,190,301	6,085,596	6,477,850	200,318,124	170,928,545
남자	Male	1,995,392	1,963,206	2,100,673	61,350,925	52,730,927
여자	Female	4,194,909	4,122,390	4,377,177	138,967,199	118,197,618
85 세 이상	And over	2,893,511	2,585,696	2,843,078	135,297,424	112,847,798
남자	Male	855,319	809,526	876,031	32,855,130	27,757,734
여자	Female	2,038,192	1,776,170	1,967,047	102,442,293	85,090,064

주 : 한방명세서 심사일 기준

진료비 심사실적

Records by Age and Gender

(단위 : 건, 일, 원)
Unit : Claim, Day, KRW

건 당 입내원일수 Visits perclaim	건 당 진 료 비 Medical Expenses perclaim	건 당 급 여 비 Benefit perclaim	일 당 진 료 비 Medical Expense per day	
			입 내 원 Visit	요 양 급 여 Reimbursed
1.03	37,735	28,285	36,683	33,291
1.02	37,835	27,959	36,923	33,653
1.03	37,677	28,478	36,541	33,080
1.01	27,909	26,552	27,622	23,243
1.01	27,773	26,414	27,516	23,070
1.01	28,073	26,719	27,749	23,453
1.00	28,953	23,265	28,864	20,169
1.00	29,126	23,399	29,025	20,198
1.00	28,732	23,093	28,657	20,132
1.01	29,347	20,903	29,144	18,677
1.01	29,462	20,924	29,289	18,549
1.01	29,186	20,875	28,942	18,860
1.02	36,537	25,023	35,868	26,808
1.02	36,489	25,018	35,767	26,951
1.02	36,603	25,030	36,004	26,617
1.03	41,275	27,958	40,183	32,955
1.03	41,261	28,059	39,959	33,643
1.02	41,290	27,850	40,425	32,251
1.04	44,622	29,964	42,871	36,968
1.05	46,021	31,103	43,647	38,870
1.03	43,418	28,983	42,187	35,387
1.03	44,912	29,948	43,533	37,973
1.04	45,389	30,362	43,741	39,507
1.03	44,502	29,594	43,352	36,726
1.03	45,055	30,127	43,658	38,102
1.03	45,634	30,481	44,141	39,898
1.03	44,545	29,814	43,231	36,613
1.04	45,327	30,546	43,513	37,946
1.04	46,117	30,961	44,293	40,116
1.04	44,608	30,168	42,804	36,107
1.05	44,903	30,605	42,797	37,651
1.05	45,351	30,751	43,369	39,544
1.05	44,523	30,482	42,315	36,155
1.05	43,428	29,892	41,472	36,810
1.04	43,413	29,680	41,746	38,189
1.05	43,439	30,051	41,269	35,844
1.04	42,082	29,196	40,270	36,154
1.03	41,650	28,753	40,243	36,938
1.05	42,354	29,475	40,287	35,683
1.06	42,484	29,727	40,268	36,427
1.04	41,409	28,842	39,883	36,524
1.06	43,109	30,241	40,486	36,372
1.06	42,273	29,855	39,874	36,232
1.04	41,494	29,233	39,793	36,377
1.07	42,675	30,176	39,915	36,160
1.03	31,661	26,185	30,635	28,794
1.02	31,429	25,998	30,711	28,855
1.04	31,776	26,277	30,597	28,764
1.02	29,748	25,124	29,183	27,565
1.01	29,679	25,093	29,369	27,530
1.02	29,783	25,140	29,092	27,582
1.01	29,498	25,173	29,332	27,577
1.00	29,037	24,832	29,057	26,838
1.01	29,721	25,338	29,464	27,941
0.98	32,360	27,612	32,917	30,924
0.98	30,746	26,426	31,250	29,205
0.98	33,128	28,176	33,710	31,748
0.89	46,759	39,000	52,325	47,588
0.95	38,413	32,453	40,586	37,505
0.87	50,261	41,748	57,676	52,079

Note : According to Korean medicine medicine claim review records

제IV-18표
Table IV-18

약국 조제행위별 진료비 심사실적
Review Records of Pharmacy Dispensing

(단위 : 천원)
Unit : KRW 1,000

구 분 Division	계 Total	처 방 조 제 Prescription	직 접 조 제 Without prescription
계 Total	5,399,086,206	5,396,847,195	2,239,011
약 국 관 리 료(방문당) Pharmacy management (per visit)	391,615,170	391,364,100	251,070
조 제 기 본 료 Basic dispensing	936,467,756	935,807,692	660,064
복 약 지 도 료 (방문당) Medication counselling (per visit)	640,184,159	639,749,999	434,159
조 제 료 Dispensing	3,083,327,388	3,082,643,695	683,693
가. 처방전에 의한 조제료 Dispensing with a prescription	3,082,643,695	3,082,643,695	-
(1) 내 복 약 Internal Medication	2,990,696,834	2,990,696,834	-
(2) 외 용 약 External Medication	91,946,861	91,946,861	-
- 단독 Use independently	54,084,357	54,084,357	-
- 내복약 동시 Use jointly with one or more internal medications	37,862,504	37,862,504	-
나. 처방전에 의하지 아니한 조제료 Dispensing without a prescription	683,693	-	683,693
(1) 내 복 약 Internal medication	680,736	-	680,736
(2) 외 용 약 External medication	2,957	-	2,957
- 단독 Use independently	2,453	-	2,453
- 내복약 동시 Use jointly with one or more internal medications	504	-	504
의 약 품 관 리 료 Inventory maintenance fees	343,302,476	343,092,451	210,025
야 간 조 제 관 리 료 Out-of-hours dispensing management fee	4,189,257	4,189,257	-

주 1) 약국의 전산청구실적을 기초로 추계함
2) 야간조제관리료 2017.1.1. 신설

Note 1) Pharmacy claim estimation based on the electronic claims
2) Out-of-hours dispensing management fee Introduced on Jan. 1, 2017

제Ⅳ-19표
Table IV-19

요양기관 종별 분만 진료비 심사실적
Review Records of Delivery by Provider Type

(단위 : 기관, 건)
Unit : Provier, Claim

구 분		분만기관수 Number of Delivery institutions	분 만 건 수 Claims of Delivery				Division
			계 Total	자 연 분 만 Vaginal delivery	(브이백) (VBAC)	제 왕 절 개 Cesarean section	
2021	계	487	261,641	113,313	561	148,328	Total
	상 급 총 합 병 원	44	22,307	6,779	42	15,528	Tertiary hospital
	중 합 병 원	79	26,139	10,480	68	15,659	General hospital
	병 원	132	129,825	59,021	321	70,804	Hospital
	의 원	218	82,769	36,432	130	46,337	Clinic
	조 산 원	14	601	601	-	-	Midwifery clinic
	보 건 기 관	-	-	-	-	-	Community health agency
2022	계	474	246,579	95,667	479	150,912	Total
	상 급 총 합 병 원	44	23,411	6,071	47	17,340	Tertiary hospital
	중 합 병 원	81	26,849	9,051	38	17,798	General hospital
	병 원	129	121,249	50,723	290	70,526	Hospital
	의 원	207	74,781	29,533	104	45,248	Clinic
	조 산 원	13	289	289	-	-	Midwifery clinic
	보 건 기 관	-	-	-	-	-	Community health agency
2023	계	468	230,510	83,337	450	147,173	Total
	상 급 총 합 병 원	44	23,088	6,459	55	16,629	Tertiary hospital
	중 합 병 원	81	25,403	8,004	35	17,399	General hospital
	병 원	132	115,432	44,376	276	71,056	Hospital
	의 원	199	66,381	24,292	84	42,089	Clinic
	조 산 원	12	206	206	-	-	Midwifery clinic
	보 건 기 관	-	-	-	-	-	Community health agency

주 : 1) 브이백(VBAC): 제왕절개 후 자연분만
2) 심사일 기준으로 산출
3) 2015 년부터 산출방식 일부 변경

Note : 1) VBAC: Vaginal Birth after Cesarean section
2) According to the review result
3) Calculation method was partially revised from 2015

제IV-20표
Table IV-20

요양기관 소재지별 분만 진료비 심사실적 Review Records of Delivery by Location of Provider

(단위 : 기관, 건)
Unit : Provier, Claim

구 분		분만기관수 Number of Delivery institutions	분 만 건 수 Claims of Delivery				Division
			계 Total	자 연 분 만 Vaginal delivery	(브이백) (VBAC)	제 왕 절 개 Cesarean section	
2021	계	487	261,641	113,313	561	148,328	Total
	서울	87	56,066	24,807	79	31,259	Seoul
	부산	32	17,187	6,292	21	10,895	Busan
	대구	21	14,914	6,026	61	8,888	Daegu
	인천	28	13,268	6,224	67	7,044	Incheon
	광주	9	10,809	6,093	16	4,716	Gwangju
	대전	20	9,625	4,369	19	5,256	Daejeon
	울산	7	6,067	2,612	12	3,455	Ulsan
	경기	104	70,374	30,945	196	39,429	Gyeonggi
	강원	23	6,848	2,484	9	4,364	Gangwon
	충북	19	7,391	3,033	4	4,358	Chungbuk
	충남	23	9,338	3,740	22	5,598	Chungnam
	전북	23	7,265	2,973	20	4,292	Jeonbuk
	전남	14	5,680	2,555	1	3,125	Jeonnam
	경북	25	7,317	3,043	4	4,274	Gyeongbuk
	경남	35	13,229	5,330	23	7,899	Gyeongnam
	제주	10	3,699	1,708	5	1,991	Jeju
	세종	7	2,564	1,079	2	1,485	Sejong
2022	계	474	246,579	95,667	479	150,912	Total
	서울	85	52,215	19,916	67	32,299	Seoul
	부산	32	16,050	5,169	25	10,881	Busan
	대구	19	14,247	5,342	52	8,905	Daegu
	인천	27	13,191	6,012	60	7,179	Incheon
	광주	9	9,731	5,021	5	4,710	Gwangju
	대전	18	9,002	3,578	8	5,424	Daejeon
	울산	7	5,516	2,168	7	3,348	Ulsan
	경기	103	67,887	27,140	183	40,747	Gyeonggi
	강원	23	6,642	2,082	4	4,560	Gangwon
	충북	18	6,760	2,528	2	4,232	Chungbuk
	충남	23	8,731	3,101	22	5,630	Chungnam
	전북	24	6,592	2,430	14	4,162	Jeonbuk
	전남	13	5,326	2,231	-	3,095	Jeonnam
	경북	24	6,446	2,259	1	4,187	Gyeongbuk
	경남	33	12,097	4,177	23	7,920	Gyeongnam
	제주	9	3,445	1,556	3	1,889	Jeju
	세종	7	2,701	957	3	1,744	Sejong
2023	계	468	230,510	83,337	450	147,173	Total
	서울	83	48,908	18,019	60	30,889	Seoul
	부산	32	14,769	4,203	20	10,566	Busan
	대구	19	13,475	4,566	46	8,909	Daegu
	인천	26	12,329	4,945	42	7,384	Incheon
	광주	9	9,310	4,550	13	4,760	Gwangju
	대전	20	8,316	3,207	8	5,109	Daejeon
	울산	7	5,097	1,984	10	3,113	Ulsan
	경기	101	63,727	23,832	171	39,895	Gyeonggi
	강원	25	6,450	1,767	6	4,683	Gangwon
	충북	18	6,326	2,002	2	4,324	Chungbuk
	충남	21	8,101	2,642	19	5,459	Chungnam
	전북	22	6,115	1,999	15	4,116	Jeonbuk
	전남	13	4,864	1,861	4	3,003	Jeonnam
	경북	25	5,734	1,840	5	3,894	Gyeongbuk
	경남	31	11,266	3,643	18	7,623	Gyeongnam
	제주	9	3,118	1,421	8	1,697	Jeju
	세종	7	2,605	856	3	1,749	Sejong

주 : 1) 브이백(VBAC): 제왕절개 후 자연분만

2) 심사일 기준으로 산출

3) 2015년부터 산출방식 일부 변경

4) 요양기관이 지역을 옮기는 경우가 있어, 지역별 분만기관수를
단순 합산할 경우 (계)와 다를 수 있음

Note : 1) VBAC: Vaginal Birth after Cesarean section

2) According to the review result

3) Calculation method was partially revised from 2015

4) Simple sum of number of regional deliery institutions
could be different to total due to institution's move

제IV-21표
Table IV-21

초·경산별 분만 진료비 심사실적 Review Records of Delivery by the Type of Parity

(단위 : 건)
Unit : Claim

구 분	분만건수 Claims of Delivery			초산 Primipara			경산 Multipara			Division
	계 Total	자연분만 Vaginal delivery	제왕절개 Cesarean section	계 Total	자연분만 Vaginal delivery	제왕절개 Cesarean section	계 Total	자연분만 Vaginal delivery	제왕절개 Cesarean section	
계	230,504	83,331	147,173	142,114	43,704	98,410	88,390	39,627	48,763	Total
〈요양기관 종별〉										〈By Provider Type〉
상 급 중 합 병 원	23,088	6,459	16,629	15,316	3,856	11,460	7,772	2,603	5,169	Tertiary hospital
중 합 병 원	25,403	8,004	17,399	16,747	4,682	12,065	8,656	3,322	5,334	General hospital
병 원	115,432	44,376	71,056	71,373	23,401	47,972	44,059	20,975	23,084	Hospital
의 원	66,381	24,292	42,089	38,640	11,727	26,913	27,741	12,565	15,176	Clinic
조 산 원	200	200	-	38	38	-	162	162	-	Midwifery clinic
보 건 기 관	-	-	-	-	-	-	-	-	-	Community health agency
〈연 령 별〉										〈By age groups〉
19 세 이하	389	218	171	370	202	168	19	16	3	19 and below
20 ~ 29	41,899	17,169	24,730	30,835	11,714	19,121	11,064	5,455	5,609	20 ~ 29
30 ~ 39	172,695	62,104	110,591	103,690	30,876	72,814	69,005	31,228	37,777	30 ~ 39
40 ~ 49	15,517	3,839	11,678	7,217	912	6,305	8,300	2,927	5,373	40 ~ 49
50 세 이상	4	1	3	2	-	2	2	1	1	50 and over
〈요양기관소재지별〉										〈By city/province〉
서울	48,907	18,018	30,889	33,163	10,564	22,599	15,744	7,454	8,290	Seoul
부산	14,769	4,203	10,566	9,439	2,192	7,247	5,330	2,011	3,319	Busan
대구	13,475	4,566	8,909	8,182	2,364	5,818	5,293	2,202	3,091	Daegu
인천	12,328	4,944	7,384	7,463	2,594	4,869	4,865	2,350	2,515	Incheon
광주	9,310	4,550	4,760	5,408	2,378	3,030	3,902	2,172	1,730	Gwangju
대전	8,316	3,207	5,109	4,980	1,620	3,360	3,336	1,587	1,749	Daejeon
울산	5,097	1,984	3,113	3,165	1,081	2,084	1,932	903	1,029	Ulsan
경기	63,726	23,831	39,895	39,420	12,594	26,826	24,306	11,237	13,069	Gyeonggi
강원	6,450	1,767	4,683	3,752	802	2,950	2,698	965	1,733	Gangwon
충북	6,324	2,000	4,324	3,726	938	2,788	2,598	1,062	1,536	Chungbuk
충남	8,101	2,642	5,459	4,500	1,249	3,251	3,601	1,393	2,208	Chungnam
전북	6,115	1,999	4,116	3,479	936	2,543	2,636	1,063	1,573	Jeonbuk
전남	4,864	1,861	3,003	2,589	810	1,779	2,275	1,051	1,224	Jeonnam
경북	5,733	1,839	3,894	3,146	739	2,407	2,587	1,100	1,487	Gyeongbuk
경남	11,266	3,643	7,623	6,479	1,709	4,770	4,787	1,934	2,853	Gyeongnam
제주	3,118	1,421	1,697	1,633	728	905	1,485	693	792	Jeju
세종	2,605	856	1,749	1,590	406	1,184	1,015	450	565	Sejong

주 : 1) 초·경산 미확인 6건 제외
2) 2015년부터 산출방식 일부 변경

Note : 1) 10 cases were excluded (childbirth experience not confirmed)
2) Calculation method was partially revised from 2015

연번	상 병 명	상급종합병원 Tertiary hospital		종합병원 General hospital		병원 Hospital	
		1 인당 진료비 Medical Expenses percapita	1 인당 입내원일수 Visit days percapita	1 인당 진료비 Medical Expenses percapita	1 인당 입내원일수 Visit days percapita	1 인당 진료비 Medical Expenses percapita	1 인당 입내원일수 Visit days percapita
1	C00 입술의 악성 신생물	7,683,719	11.4	5,262,754	10.7	3,813,117	14.0
2	C01 혀바닥의 악성 신생물	11,939,576	17.3	9,768,218	18.6	4,446,193	31.1
3	C02 혀의 기타 및 상세불명 부분의 악성 신생물	13,259,170	18.5	9,877,787	18.5	4,943,428	32.2
4	C03 잇몸의 악성 신생물	13,275,928	20.2	10,436,474	18.7	5,325,692	43.8
5	C04 입바닥의 악성 신생물	14,116,115	19.9	12,417,188	19.9	10,472,513	74.0
6	C05 구개의 악성 신생물	9,230,089	14.3	8,772,611	16.6	2,865,156	25.2
7	C06 입의 기타 및 상세불명 부분의 악성 신생물	12,781,742	18.1	12,136,499	22.5	3,552,991	19.4
8	C07 귀밑샘의 악성 신생물	8,108,621	11.2	7,096,953	11.6	4,367,075	27.5
9	C08 기타 및 상세불명의 주침샘의 악성 신생물	8,178,847	11.8	6,689,701	13.6	6,513,245	35.4
10	C09 편도의 악성 신생물	9,951,853	16.3	9,746,481	18.0	5,071,995	38.2
11	C10 입인두의 악성 신생물	8,995,415	14.5	11,372,273	23.3	6,563,750	45.9
12	C11 비인두의 악성 신생물	8,952,202	14.7	8,340,139	17.8	5,527,867	30.3
13	C12 이상동(梨狀洞)의 악성 신생물	12,023,630	19.7	13,121,860	26.1	2,457,670	20.5
14	C13 하인두의 악성 신생물	13,784,108	21.4	13,646,688	25.5	3,721,389	18.4
15	C14 입술, 구강 및 인두내의 기타 및 부위불명의 악성 신생물	10,235,211	18.0	4,503,512	9.5	3,037,203	36.3
16	C15 식도의 악성 신생물	14,861,556	20.7	11,797,361	23.5	5,159,839	27.9
17	C16 위의 악성 신생물	9,536,685	12.0	9,265,002	16.5	4,546,404	29.5
18	C17 소장(小腸)의 악성 신생물	11,038,826	15.8	10,467,441	19.0	4,824,671	29.6
19	C18 결장의 악성 신생물	12,816,430	15.6	11,588,084	19.5	5,682,642	29.4
20	C19 직장(直腸)결장직장협부의 악성 신생물	12,128,797	14.2	12,461,528	20.1	5,549,130	24.9
21	C20 직장의 악성 신생물	10,992,978	14.2	10,144,534	17.3	5,229,043	23.2
22	C21 항문 및 항문관의 악성 신생물	9,827,435	15.6	10,020,892	20.8	3,777,291	21.1
23	C22 간 및 간내 담관의 악성 신생물	13,272,606	14.6	9,803,338	17.3	4,625,648	25.1
24	C23 담낭의 악성 신생물	12,950,138	19.4	11,728,310	22.1	5,724,402	27.3
25	C24 담도의 기타 및 상세불명 부분의 악성 신생물	17,623,092	24.6	14,353,621	25.1	4,903,332	25.5
26	C25 췌장의 악성 신생물	15,932,099	24.8	11,671,330	24.3	5,092,195	26.7
27	C26 기타 및 부위불명 소화기관의 악성 신생물	8,066,480	11.4	5,956,440	13.2	3,712,595	24.2
28	C30 비강 및 중이의 악성 신생물	9,512,277	12.6	8,630,862	16.9	7,288,544	35.5
29	C31 부비동의 악성 신생물	11,429,323	15.9	11,019,202	21.3	4,077,097	39.0
30	C32 후두의 악성 신생물	8,474,790	13.6	6,990,778	13.8	5,297,431	32.6
31	C33 기관의 악성 신생물	11,525,836	13.8	7,620,229	10.6	1,922,249	6.3
32	C34 기관지 및 폐의 악성 신생물	11,935,814	13.6	10,413,774	17.9	5,428,411	30.3
33	C37 흉선의 악성 신생물	9,168,165	10.2	8,436,128	14.3	4,090,420	33.5
34	C38 심장, 종격 및 흉막의 악성 신생물	16,159,590	18.5	6,636,340	11.7	4,226,103	34.3
35	C39 기타 및 부위불명의 호흡기 및 흉곽내기관의 악성 신생물	6,575,890	13.3	5,395,418	11.0	4,412,065	15.0
36	C40 사지의 골 및 관절연골의 악성 신생물	17,762,257	28.7	18,918,904	41.0	3,014,255	17.2
37	C41 기타 및 상세불명 부위의 골 및 관절연골의 악성 신생물	19,687,754	29.1	12,180,846	30.0	5,447,135	26.9
38	C43 피부의 악성 흑색종	8,804,547	13.6	8,944,412	20.5	6,239,236	29.3
39	C44 기타 피부의 악성 신생물	3,782,503	6.2	3,214,974	6.8	2,643,425	15.9
40	C45 종피종	14,775,010	22.6	12,724,738	26.6	6,665,684	25.5
41	C46 카포시육종	9,654,821	9.3	5,684,134	16.8	2,339,094	16.3
42	C47 말초신경 및 자율신경계통의 악성 신생물	14,507,140	24.0	9,390,916	19.9	6,509,197	29.9
43	C48 후복막 및 복막의 악성 신생물	13,086,326	20.7	11,109,514	21.0	6,383,223	35.3
44	C49 기타 결합조직 및 연조직의 악성 신생물	11,864,428	19.6	11,217,143	24.2	4,968,227	27.7
45	C50 유방의 악성 신생물	9,879,141	8.9	9,941,760	13.9	5,632,578	45.1
46	C51 외음부의 악성 신생물	9,266,946	17.8	6,400,647	14.0	4,926,562	32.4
47	C52 질의 악성 신생물	9,087,245	14.9	7,604,184	15.8	6,416,591	44.3
48	C53 자궁경부의 악성 신생물	10,448,373	16.1	9,057,576	16.3	5,521,791	37.1
49	C54 자궁체부의 악성 신생물	8,349,479	12.2	7,605,281	13.5	4,765,476	38.4
50	C55 자궁의 상세불명 부분의 악성 신생물	10,574,663	17.3	8,563,292	18.4	5,819,082	41.1
51	C56 난소의 악성 신생물	12,660,631	18.7	12,607,872	21.9	6,144,688	46.0
52	C57 기타 및 상세불명의 여성생식기관의 악성 신생물	12,419,249	16.9	10,667,999	20.1	4,095,916	30.7
53	C58 태반의 악성 신생물	7,436,963	18.7	12,677,935	16.9	16,100,190	189.0
54	C60 음경의 악성 신생물	6,156,935	12.6	4,499,034	11.1	7,574,104	36.2
55	C61 전립선의 악성 신생물	4,270,591	7.6	4,749,211	9.9	4,790,654	25.5
56	C62 고환의 악성 신생물	5,470,577	10.1	5,332,106	11.0	5,331,016	55.0

주 : 1) 심사일 기준

2) 진료비명세서에 기재된 주상병 기준임(한방상병 제외)

3) 요양병원에는 정신병원 실적이 포함되어 있음

4) 보건기관 등엔 조산원, 보건의료원, 보건소, 보건지소, 보건진료소가 포함되어 있음

진료비 심사실적(입원)

cancer diagnosis(Inpatient)

(단위 : 원, 일)
Unit : KRW, Day

요양병원 Healthcare Institute		의원 Clinic		보건기관 등 Community health agency, etc.		Diseases
1 인당 진료비 Medical Expenses percapita	1 인당 입내원일수 Visit days percapita	1 인당 진료비 Medical Expenses percapita	1 인당 입내원일수 Visit days percapita	1 인당 진료비 Medical Expenses percapita	1 인당 입내원일수 Visit days percapita	
6,566,150	67.5	8,980,780	31.0	-	-	Malignant neoplasm of lip
6,901,792	86.7	4,623,440	35.5	-	-	Malignant neoplasm of base of tongue
5,238,515	65.3	4,312,904	23.4	-	-	Malignant neoplasm of other and unspecified parts of tongue
4,968,855	71.1	5,461,473	51.3	-	-	Malignant neoplasm of gum
4,501,637	56.7	4,411,017	63.1	266,370	4.0	Malignant neoplasm of floor of mouth
7,645,258	86.6	4,439,311	57.8	-	-	Malignant neoplasm of palate
4,413,821	55.4	3,107,687	15.0	-	-	Malignant neoplasm of other and unspecified parts of mouth
3,902,237	55.6	3,102,395	4.8	-	-	Malignant neoplasm of parotid gland
4,775,130	60.4	2,982,009	15.4	-	-	Malignant neoplasm of other and unspecified major salivary glands
4,013,179	51.0	3,103,129	26.5	-	-	Malignant neoplasm of tonsil
3,630,522	48.3	1,391,148	23.7	-	-	Malignant neoplasm of oropharynx
5,033,542	66.9	3,903,286	50.8	-	-	Malignant neoplasm of nasopharynx
5,901,949	63.9	7,978,415	38.0	-	-	Malignant neoplasm of pyriform sinus
5,448,854	58.6	2,467,442	31.1	-	-	Malignant neoplasm of hypopharynx
6,804,135	82.8	3,564,793	15.0	-	-	Malignant neoplasm of other and ill-defined sites in the lip, oral cavity and pharynx
3,967,371	49.5	4,522,118	33.4	3,743,370	64.0	Malignant neoplasm of oesophagus
4,817,717	62.8	4,504,658	31.4	3,646,545	34.2	Malignant neoplasm of stomach
4,560,431	59.9	4,320,496	24.7	854,090	5.0	Malignant neoplasm of small intestine
6,192,333	77.5	4,734,577	33.8	2,660,177	18.7	Malignant neoplasm of colon
5,808,758	71.4	5,035,224	27.3	-	-	Malignant neoplasm of rectosigmoid junction
6,726,735	83.4	4,171,137	30.6	1,814,257	24.0	Malignant neoplasm of rectum
5,980,476	77.2	1,645,684	25.3	1,160,890	8.0	Malignant neoplasm of anus and anal canal
4,280,202	51.3	4,272,238	26.4	3,653,762	31.8	Malignant neoplasm of liver and intrahepatic bile ducts
4,622,752	51.8	6,056,248	37.5	-	-	Malignant neoplasm of gallbladder
4,498,655	53.5	4,524,117	23.2	-	-	Malignant neoplasm of other and unspecified parts of biliary tract
3,899,842	50.0	5,003,330	27.3	2,667,498	24.8	Malignant neoplasm of pancreas
6,837,920	66.8	5,285,250	27.0	-	-	Malignant neoplasm of other and ill-defined digestive organs
4,722,016	51.2	1,361,945	22.2	-	-	Malignant neoplasm of nasal cavity and middle ear
5,223,959	63.3	4,183,750	31.8	-	-	Malignant neoplasm of accessory sinuses
7,082,863	79.3	3,698,583	17.3	-	-	Malignant neoplasm of larynx
1,535,089	21.1	-	-	-	-	Malignant neoplasm of trachea
4,951,350	61.2	4,856,085	32.6	3,211,014	31.5	Malignant neoplasm of bronchus and lung
5,621,432	77.4	3,550,747	43.3	-	-	Malignant neoplasm of thymus
5,419,223	77.9	798,915	14.0	-	-	Malignant neoplasm of heart, mediastinum and pleura
5,393,397	58.4	-	-	-	-	Malignant neoplasm of other and ill-defined sites in the respiratory system and intrathoracic organs
4,679,130	63.8	2,844,081	21.7	-	-	Malignant neoplasm of bone and articular cartilage of limbs
5,219,265	66.8	3,303,539	25.8	-	-	Malignant neoplasm of bone and articular cartilage of other and unspecified sites
5,891,016	70.0	4,466,913	21.9	1,764,300	12.0	Malignant melanoma of skin
8,646,911	97.2	2,077,689	13.0	-	-	Other malignant neoplasms of skin
3,324,639	43.9	7,144,281	55.2	-	-	Mesothelioma
8,541,376	86.3	856,107	14.0	-	-	Kaposi's sarcoma
4,676,393	57.3	622,653	23.3	-	-	Malignant neoplasm of peripheral nerves and autonomic nervous system
4,510,794	66.8	3,366,312	37.1	-	-	Malignant neoplasm of retroperitoneum and peritoneum
5,442,012	68.7	3,389,154	23.2	-	-	Malignant neoplasm of other connective and soft tissue
5,033,842	77.9	3,344,180	39.3	3,793,900	33.5	Malignant neoplasm of breast
6,176,976	79.2	2,589,125	31.7	2,587,410	13.0	Malignant neoplasm of vulva
8,177,226	96.5	2,942,920	12.8	-	-	Malignant neoplasm of vagina
5,059,274	72.9	4,527,470	42.1	-	-	Malignant neoplasm of cervix uteri
4,953,202	76.0	3,250,329	36.8	-	-	Malignant neoplasm of corpus uteri
5,301,086	76.3	3,312,153	28.4	-	-	Malignant neoplasm of uterus, part unspecified
5,482,637	84.1	4,144,623	45.7	-	-	Malignant neoplasm of ovary
5,835,693	87.9	3,222,942	54.6	-	-	Malignant neoplasm of other and unspecified female genital organs
6,653,965	113.5	-	-	-	-	Malignant neoplasm of placenta
2,552,367	29.8	13,635,283	43.3	-	-	Malignant neoplasm of penis
7,092,986	79.1	2,268,021	12.9	1,986,573	15.0	Malignant neoplasm of prostate
3,786,057	58.5	1,557,230	17.7	-	-	Malignant neoplasm of testis

Note : 1) According to the review result
 2) The principal diagnosis of the claim statement is the standard (excluding diagnosis of Korean medicine)
 3) Healthcare Institute includes review records of psychiatric hospitals
 4) Community health agency, etc. include maternity center, county hospital, health center, health center branch, and health post

제Ⅳ-22표
Table IV-22

암 상병별
Review Records of

연번	상 병 명	상급종합병원 Tertiary hospital		종합병원 General hospital		병원 Hospital	
		1 인당 진료비 Medical Expenses percapita	1 인당 입내원일수 Visit days percapita	1 인당 진료비 Medical Expenses percapita	1 인당 입내원일수 Visit days percapita	1 인당 진료비 Medical Expenses percapita	1 인당 입내원일수 Visit days percapita
57	C63 기타 및 상세불명의 남성생식기관의 악성 신생물	6,595,650	13.6	3,300,937	7.5	3,141,628	29.3
58	C64 선우를 제외한 신장의 악성 신생물	6,718,239	9.5	7,170,145	12.5	5,112,379	30.6
59	C65 선우의 악성 신생물	8,003,656	11.8	8,547,363	15.8	5,042,527	28.3
60	C66 요관의 악성 신생물	7,712,175	11.7	8,196,730	15.4	4,930,132	28.0
61	C67 방광의 악성 신생물	6,811,547	10.2	5,645,007	10.6	4,601,084	23.3
62	C68 기타 및 상세불명의 비뇨기관의 악성 신생물	7,316,266	12.8	6,265,167	13.0	3,576,128	20.9
63	C69 눈 및 부속기의 악성 신생물	9,736,513	9.2	7,137,323	11.6	3,286,135	10.8
64	C70 수막의 악성 신생물	18,074,829	23.6	14,461,435	33.8	22,304,108	74.2
65	C71 뇌의 악성 신생물	20,869,736	27.5	14,144,614	28.1	15,443,546	64.6
66	C72 척수, 뇌신경 및 중추 신경계통의 기타 부분의 악성 신생물	11,168,558	14.9	10,572,598	22.0	23,400,417	99.0
67	C73 갑상선의 악성 신생물	4,060,132	5.0	4,468,630	6.1	3,793,979	16.7
68	C74 부신의 악성 신생물	14,830,813	18.5	8,572,857	16.5	5,212,496	30.1
69	C75 기타 내분비선 및 관련 구조물의 악성 신생물	13,216,691	16.3	7,190,491	13.4	12,149,573	74.6
70	C76 기타 및 부위불명의 악성 신생물	8,707,392	12.9	5,741,250	11.9	4,633,435	31.9
71	C77 림프절의 이차성 및 상세불명의 악성 신생물	5,773,961	9.1	5,384,981	9.5	2,903,358	19.6
72	C78 호흡 및 소화기관의 이차성 악성 신생물	9,048,221	9.8	8,702,689	12.9	4,256,840	27.7
73	C79 기타 및 상세불명 부위의 이차성 악성 신생물	11,335,180	11.8	9,661,709	16.0	10,133,875	45.0
74	C80 부위의 명시가 없는 악성 신생물	9,048,808	13.0	7,557,885	14.7	4,767,843	25.6
75	C81 호지킨림프종	15,256,151	17.8	16,488,408	18.2	5,132,414	42.5
76	C82 소포성 림프종	9,457,858	11.3	11,140,074	15.4	4,307,958	39.3
77	C83 비소포성 림프종	30,162,026	28.0	18,464,903	27.6	6,763,644	36.4
78	C84 성숙 T/NK-세포림프종	28,453,218	32.2	23,014,798	29.1	5,009,504	35.7
79	C85 기타 및 상세불명 유형의 비호지킨림프종	12,917,911	16.1	8,059,976	14.4	5,866,836	31.2
80	C86 T/NK-세포림프종의 기타 명시된 형태	28,639,772	35.7	25,283,021	32.8	2,357,757	13.2
81	C88 악성 면역증식성 질환	7,671,883	9.9	7,152,678	11.3	3,962,197	27.2
82	C90 다발골수종 및 악성 형질세포신생물	23,949,931	26.4	17,009,677	26.2	5,106,105	28.8
83	C91 림프성 백혈병	51,306,891	48.6	28,431,119	35.2	6,611,457	31.2
84	C92 골수성 백혈병	48,263,743	48.5	27,418,137	33.8	4,846,469	28.4
85	C93 단핵구성 백혈병	37,587,481	36.8	15,452,445	21.7	9,769,403	60.5
86	C94 명시된 세포형의 기타 백혈병	30,919,720	27.1	6,893,209	13.2	4,339,518	17.6
87	C95 상세불명 세포형의 백혈병	25,075,350	23.6	6,438,832	8.9	3,187,044	18.7
88	C96 림프, 조혈 및 관련 조직의 기타 및 상세불명의 악성 신생물	7,855,426	11.6	10,299,402	20.7	3,825,856	21.3
89	C97 독립된(원발성) 여러 부위의 악성 신생물	7,807,101	11.0	10,008,655	9.0	-	-
90	D00 구강, 식도 및 위의 제자리암종	3,127,041	4.6	3,534,437	5.5	2,528,807	10.7
91	D01 기타 및 상세불명의 소화기관의 제자리암종	4,875,329	6.2	4,375,499	6.5	2,096,810	7.1
92	D02 종이 및 호흡계통의 제자리암종	5,439,175	4.8	5,771,269	7.0	2,249,012	23.4
93	D03 제자리흑색종	3,538,390	7.0	3,914,456	9.4	1,695,090	18.5
94	D04 피부의 제자리암종	2,401,145	4.4	2,583,719	5.4	4,647,410	27.7
95	D05 유방의 제자리암종	7,794,735	5.7	6,451,972	6.6	4,072,850	22.4
96	D06 자궁경부의 제자리암종	1,856,757	2.7	1,835,289	2.9	1,402,937	5.5
97	D07 기타 및 상세불명의 생식기관의 제자리암종	3,134,186	4.1	2,787,109	4.2	2,267,585	14.7
98	D09 기타 및 상세불명 부위의 제자리암종	3,659,941	5.4	3,682,838	6.0	1,931,915	12.5
99	D32 수막의 양성 신생물	11,765,325	9.6	6,089,493	10.0	11,349,710	46.5
100	D33 뇌 및 중추신경계통의 기타 부분의 양성 신생물	9,812,723	9.4	5,406,074	10.5	9,585,953	38.7
101	D37 구강 및 소화기관의 행동양식 불명 또는 미상의 신생물	5,722,203	7.1	4,587,402	7.6	2,656,384	12.3
102	D38 종이, 호흡기관, 흉곽내기관의 행동양식 불명 또는 미상의 신생물	4,055,797	4.1	3,739,175	7.2	2,746,455	22.6
103	D39 여성생식기관의 행동양식 불명 또는 미상의 신생물	5,021,427	7.0	4,401,322	6.0	3,867,004	11.3
104	D40 남성생식기관의 행동양식 불명 또는 미상의 신생물	3,082,855	4.4	1,412,700	2.4	2,235,175	7.3
105	D41 비뇨기관의 행동양식 불명 또는 미상의 신생물	3,131,618	4.5	2,825,907	5.5	1,951,960	8.9
106	D42 수막의 행동양식 불명 또는 미상의 신생물	15,374,017	15.6	12,661,667	21.5	15,456,033	60.0
107	D43 뇌 및 중추신경계통의 행동양식 불명 또는 미상의 신생물	10,708,886	10.0	5,850,984	10.9	13,662,834	53.6
108	D44 내분비선의 행동양식 불명 또는 미상의 신생물	7,290,492	8.6	3,560,554	5.8	5,769,189	29.0
109	D45 전성 적혈구증가증	3,757,475	5.3	2,274,803	3.8	4,887,339	34.4
110	D46 골수형성이상증후군	27,179,119	26.9	14,264,269	20.9	4,717,505	28.2
111	D47 림프, 조혈 및 관련 조직의 행동양식 불명 또는 미상의 기타 신생물	9,616,487	10.3	5,577,550	8.8	3,182,747	15.1
112	D48 기타 및 상세불명 부위의 행동양식 불명 또는 미상의 신생물	5,330,795	7.2	3,502,300	6.6	2,178,314	9.1

주 : 1) 심사일 기준
 2) 진료비명세서에 기재된 주상병 기준임(한방상병 제외)
 3) 요양병원에는 정신병원 실적이 포함되어 있음
 4) 보건기관 등엔 조산원, 보건의료원, 보건소, 보건지소, 보건진료소가 포함되어 있음

진료비 심사실적(입원) <계속>

cancer diagnosis(Inpatient) <Cont'd>

(단위 : 원, 일)
Unit : KRW, Day

요양병원 Healthcare Institute		의원 Clinic		보건기관 등 Community health agency, etc.		Diseases
1 인당 진료비 Medical Expenses percapita	1 인당 입내원일수 Visit days percapita	1 인당 진료비 Medical Expenses percapita	1 인당 입내원일수 Visit days percapita	1 인당 진료비 Medical Expenses percapita	1 인당 입내원일수 Visit days percapita	
5,887,109	62.6	327,443	4.3	-	-	Malignant neoplasm of other and unspecified male genital organs
6,205,256	75.3	5,821,130	36.6	521,555	8.0	Malignant neoplasm of kidney, except renal pelvis
4,094,258	53.4	5,953,839	40.6	-	-	Malignant neoplasm of renal pelvis
4,958,924	55.4	4,247,568	34.4	-	-	Malignant neoplasm of ureter
6,173,523	69.4	3,663,831	20.4	392,730	3.0	Malignant neoplasm of bladder
5,118,300	64.5	5,339,700	43.0	-	-	Malignant neoplasm of other and unspecified urinary organs
2,578,488	37.1	3,410,953	23.3	2,766,490	19.0	Malignant neoplasm of eye and adnexa
13,504,619	114.2	3,726,000	54.0	-	-	Malignant neoplasm of meninges
9,117,078	81.1	7,870,563	29.9	-	-	Malignant neoplasm of brain
12,973,931	120.4	1,876,696	16.8	-	-	Malignant neoplasm of spinal cord, cranial nerves and other parts of central nervous system
3,853,895	52.9	1,738,053	11.0	374,100	8.0	Malignant neoplasm of thyroid gland
3,459,957	44.0	2,048,508	27.5	-	-	Malignant neoplasm of adrenal gland
7,022,419	89.9	1,131,607	6.2	-	-	Malignant neoplasm of other endocrine glands and related structures
5,958,372	74.1	8,628,734	27.1	-	-	Malignant neoplasm of other and ill-defined sites
3,605,362	49.8	2,551,626	16.4	-	-	Secondary and unspecified malignant neoplasm of lymph nodes
4,408,400	58.3	1,844,447	21.2	4,409,710	75.0	Secondary malignant neoplasm of respiratory and digestive organs
5,032,725	53.9	4,748,467	30.3	704,550	8.0	Secondary malignant neoplasm of other and unspecified sites
5,037,820	56.6	3,640,598	17.8	-	-	Malignant neoplasm without specification of site
4,727,547	66.2	1,633,448	11.4	-	-	Hodgkin lymphoma
5,619,115	80.2	3,761,805	48.6	-	-	Follicular lymphoma
5,674,572	66.0	3,671,094	28.9	-	-	Non-follicular lymphoma
5,486,232	57.1	1,042,107	15.5	-	-	Mature T/NK-cell lymphomas
5,242,859	61.4	3,039,870	20.9	-	-	Other and unspecified types of non-Hodgkin lymphoma
4,942,537	66.5	3,994,820	48.7	-	-	Other specified types of T/NK-cell lymphoma
5,324,481	77.6	2,696,415	45.3	-	-	Malignant immunoproliferative diseases
7,597,759	89.9	2,359,165	33.3	374,680	4.0	Multiple myeloma and malignant plasma cell neoplasms
5,821,606	63.8	3,472,965	51.3	-	-	Lymphoid leukaemia
6,234,550	69.0	4,972,403	28.3	1,993,605	18.0	Myeloid leukaemia
3,701,646	43.2	-	-	-	-	Monocytic leukaemia
5,939,310	69.6	-	-	-	-	Other leukaemias of specified cell type
3,392,489	41.4	3,332,250	17.5	-	-	Leukaemia of unspecified cell type
4,658,146	54.3	12,188,138	70.5	-	-	Other and unspecified malignant neoplasms of lymphoid, haematopoietic and related tissue
-	-	-	-	-	-	Malignant neoplasms of independent (primary) multiple sites
6,886,911	77.2	2,339,752	7.3	-	-	Carcinoma in situ of oral cavity, oesophagus and stomach
6,573,896	73.9	1,216,176	9.8	-	-	Carcinoma in situ of other and unspecified digestive organs
3,714,861	40.9	2,088,420	2.0	10,890,490	97.0	Carcinoma in situ of middle ear and respiratory system
3,822,019	43.0	53,600	1.0	-	-	Melanoma in situ
12,255,447	122.8	1,030,713	8.7	-	-	Carcinoma in situ of skin
3,155,068	47.8	2,609,216	10.9	-	-	Carcinoma in situ of breast
5,555,290	70.7	1,143,104	7.7	-	-	Carcinoma in situ of cervix uteri
3,246,322	43.1	1,799,622	29.0	-	-	Carcinoma in situ of other and unspecified genital organs
6,161,447	67.8	2,379,846	5.3	-	-	Carcinoma in situ of other and unspecified sites
12,060,950	115.1	3,622,343	25.5	-	-	Benign neoplasm of meninges
12,628,163	121.9	1,723,222	10.3	-	-	Benign neoplasm of brain and other parts of central nervous system
8,087,073	94.9	935,902	4.8	-	-	Neoplasm of uncertain or unknown behaviour of oral cavity and digestive organs
2,737,252	33.1	1,553,647	10.4	428,140	7.5	Neoplasm of uncertain or unknown behaviour of middle ear and respiratory and intrathoracic organs
6,644,542	85.0	1,282,480	7.2	-	-	Neoplasm of uncertain or unknown behaviour of female genital organs
7,212,874	63.8	765,580	1.0	-	-	Neoplasm of uncertain or unknown behaviour of male genital organs
4,573,876	48.1	1,860,074	2.8	-	-	Neoplasm of uncertain or unknown behaviour of urinary organs
10,868,841	96.7	1,289,042	17.2	-	-	Neoplasm of uncertain or unknown behaviour of meninges
9,072,874	89.1	6,076,374	28.5	-	-	Neoplasm of uncertain or unknown behaviour of brain and central nervous system
8,792,452	73.0	1,038,974	3.1	-	-	Neoplasm of uncertain or unknown behaviour of endocrine glands
9,694,270	93.1	1,762,400	31.0	-	-	Polycythaemia vera
6,528,179	70.7	21,022,696	60.3	-	-	Myelodysplastic syndromes
8,274,318	90.5	1,794,544	12.8	431,630	6.0	Other neoplasms of uncertain or unknown behaviour of lymphoid, haematopoietic and related tissue
5,776,844	67.9	354,871	2.9	-	-	Neoplasm of uncertain or unknown behaviour of other and unspecified sites

- Note : 1) According to the review result
2) The principal diagnosis of the claim statement is the standard (excluding diagnosis of Korean medicine)
3) Healthcare Institute includes review records of psychiatric hospitals
4) Community health agency, etc. include maternity center, county hospital, health center, health center branch, and health post

제Ⅳ-23표
Table IV-23

암 상병별
Review Records of

연번	상 병 명	상급종합병원 Tertiary hospital		종합병원 General hospital		병원 Hospital	
		1 인당 진료비 Medical Expenses percapita	1 인당 입내원일수 Visit days percapita	1 인당 진료비 Medical Expenses percapita	1 인당 입내원일수 Visit days percapita	1 인당 진료비 Medical Expenses percapita	1 인당 입내원일수 Visit days percapita
1	C00 입술의 악성 신생물	1,059,824	5.7	1,301,592	5.8	117,157	5.0
2	C01 혀바닥의 악성 신생물	3,622,129	12.1	2,621,713	10.2	316,888	12.1
3	C02 혀의 기타 및 상세불명 부분의 악성 신생물	2,803,696	10.5	1,950,930	8.6	208,321	6.5
4	C03 잇몸의 악성 신생물	3,211,441	10.6	2,391,122	9.8	315,215	11.0
5	C04 입바닥의 악성 신생물	3,211,593	11.9	3,661,034	13.8	125,707	3.9
6	C05 구개인의 악성 신생물	3,035,837	10.1	1,903,694	8.6	69,861	3.4
7	C06 입의 기타 및 상세불명 부분의 악성 신생물	3,149,820	11.3	2,333,293	9.8	336,549	8.5
8	C07 귀밑샘의 악성 신생물	3,060,121	10.0	1,842,773	6.9	316,625	5.0
9	C08 기타 및 상세불명의 주침샘의 악성 신생물	3,049,191	10.5	1,899,818	7.4	166,968	4.9
10	C09 편도의 악성 신생물	3,314,347	11.7	2,602,540	10.9	226,963	5.5
11	C10 입인두의 악성 신생물	3,682,810	11.8	2,200,101	9.7	169,951	8.0
12	C11 비인두의 악성 신생물	3,919,403	13.6	2,391,819	10.5	387,057	7.8
13	C12 이상동(梨狀洞)의 악성 신생물	4,258,984	12.6	2,478,497	10.7	150,322	5.3
14	C13 하인두의 악성 신생물	4,188,522	14.7	3,053,779	12.8	202,410	4.9
15	C14 입술, 구강 및 인두내의 기타 및 부위불명의 악성 신생물	1,652,855	7.1	2,073,668	8.4	52,714	1.8
16	C15 식도의 악성 신생물	3,194,663	12.3	1,839,459	7.7	221,491	4.5
17	C16 위의 악성 신생물	1,157,600	5.3	832,629	5.0	233,296	4.1
18	C17 소장인의 악성 신생물	1,577,328	7.1	1,322,577	6.3	316,567	5.5
19	C18 결장의 악성 신생물	1,749,736	6.9	1,105,206	6.1	433,242	4.6
20	C19 직장구결장점합부의 악성 신생물	1,642,602	6.4	1,184,082	6.0	495,458	4.1
21	C20 직장의 악성 신생물	2,337,052	8.3	1,473,073	6.7	497,557	3.6
22	C21 항문 및 항문관의 악성 신생물	3,589,224	11.4	2,363,958	8.3	397,465	3.8
23	C22 간 및 간내 담관의 악성 신생물	3,030,329	8.8	1,985,824	7.1	372,935	4.3
24	C23 담낭의 악성 신생물	1,663,782	8.1	1,222,836	6.7	261,288	4.2
25	C24 담도의 기타 및 상세불명 부분의 악성 신생물	2,045,976	9.7	1,344,356	7.5	258,810	5.2
26	C25 췌장의 악성 신생물	3,508,881	11.6	1,541,391	7.7	249,893	5.9
27	C26 기타 및 부위불명 소화기관의 악성 신생물	1,260,165	6.3	1,075,588	5.0	171,872	3.4
28	C30 비강 및 중이의 악성 신생물	3,987,471	13.0	2,178,942	8.6	355,479	4.4
29	C31 부비동의 악성 신생물	4,537,556	13.4	2,530,243	9.3	127,282	3.6
30	C32 후두의 악성 신생물	2,863,677	9.9	2,298,057	9.3	209,780	4.4
31	C33 기관의 악성 신생물	4,563,029	12.8	2,822,541	9.0	286,906	3.0
32	C34 기관지 및 폐의 악성 신생물	4,532,030	10.1	2,999,906	7.7	269,869	4.5
33	C37 흉선의 악성 신생물	1,741,370	7.4	1,727,420	7.0	233,433	4.6
34	C38 심장, 종격 및 흉막의 악성 신생물	1,701,320	6.8	845,781	4.3	290,790	5.4
35	C39 기타 및 부위불명의 호흡기 및 흉곽내기관의 악성 신생물	1,295,276	13.2	157,930	1.9	57,203	1.0
36	C40 사지의 골 및 관절연골의 악성 신생물	1,171,454	6.3	1,111,399	6.0	230,559	7.7
37	C41 기타 및 상세불명 부위의 골 및 관절연골의 악성 신생물	1,960,235	8.0	1,790,565	6.6	315,385	4.2
38	C43 피부의 악성 흑색종	5,835,139	10.8	3,481,542	7.6	262,452	5.1
39	C44 기타 피부의 악성 신생물	861,193	5.2	674,602	4.9	379,625	4.7
40	C45 종피종	3,626,860	12.7	1,724,339	6.9	206,796	4.6
41	C46 카포시육종	1,869,902	9.6	801,228	6.1	203,705	7.3
42	C47 말초신경 및 자율신경계통의 악성 신생물	2,256,008	8.6	1,050,167	5.1	377,806	8.3
43	C48 후복막 및 복막의 악성 신생물	2,721,250	9.4	1,780,322	7.5	310,215	7.8
44	C49 기타 결합조직 및 연조직의 악성 신생물	2,801,851	10.2	1,940,203	7.4	211,106	5.4
45	C50 유방의 악성 신생물	3,390,661	9.9	2,810,079	9.1	365,621	4.7
46	C51 외음의 악성 신생물	2,469,706	9.5	1,721,707	7.3	360,739	4.6
47	C52 질의 악성 신생물	3,158,339	10.6	1,727,928	7.9	209,631	6.8
48	C53 자궁경부의 악성 신생물	2,189,537	8.6	1,690,358	7.6	172,072	4.1
49	C54 자궁체부의 악성 신생물	1,654,076	7.2	1,549,771	7.1	346,001	5.3
50	C55 자궁의 상세불명 부분의 악성 신생물	1,983,116	8.2	1,419,292	7.1	263,267	8.1
51	C56 난소의 악성 신생물	2,339,055	8.8	2,248,352	8.5	258,921	7.3
52	C57 기타 및 상세불명의 여성생식기관의 악성 신생물	2,562,418	9.9	1,861,928	8.3	192,069	5.9
53	C58 태반의 악성 신생물	634,879	5.5	646,345	5.8	186,212	4.3
54	C60 음경의 악성 신생물	1,918,100	8.6	975,568	5.5	254,673	4.0
55	C61 전립선의 악성 신생물	2,068,139	6.9	1,606,058	6.5	373,280	4.3
56	C62 고환의 악성 신생물	991,451	5.1	873,777	4.7	92,955	3.0

주 : 1) 심사일 기준
 2) 진료비명세서에 기재된 주상병 기준임(한방상병 제외)
 3) 요양병원에는 정신병원 실적이 포함되어 있음
 4) 보건기관 등에 조산원, 보건의료원, 보건소, 보건지소, 보건진료소가 포함되어 있음

진료비 심사실적(외래)

cancer diagnosis(Outpatient)

(단위 : 원, 일)
Unit : KRW, Day

요양병원 Healthcare Institute		의원 Clinic		보건기관 등 Community health agency, etc.		Diseases
1 인당 진료비 Medical Expenses percapita	1 인당 입내원일수 Visit days percapita	1 인당 진료비 Medical Expenses percapita	1 인당 입내원일수 Visit days percapita	1 인당 진료비 Medical Expenses percapita	1 인당 입내원일수 Visit days percapita	
84,400	4.0	121,974	3.5	5,070	1.0	Malignant neoplasm of lip
71,004	2.0	248,258	4.7	12,240	1.0	Malignant neoplasm of base of tongue
424,961	14.4	313,717	4.9	86,593	3.3	Malignant neoplasm of other and unspecified parts of tongue
232,934	5.3	293,031	5.6	15,727	1.3	Malignant neoplasm of gum
318,140	19.0	209,263	5.1	48,305	3.0	Malignant neoplasm of floor of mouth
117,930	8.8	280,895	5.8	-	-	Malignant neoplasm of palate
424,843	22.3	353,559	5.2	90,035	5.5	Malignant neoplasm of other and unspecified parts of mouth
140,177	7.6	305,139	4.6	129,870	5.5	Malignant neoplasm of parotid gland
165,523	12.8	255,634	3.9	5,770	1.0	Malignant neoplasm of other and unspecified major salivary glands
295,445	13.1	262,898	5.0	5,770	1.0	Malignant neoplasm of tonsil
364,559	14.4	227,413	4.3	-	-	Malignant neoplasm of oropharynx
250,114	16.4	301,834	6.7	11,893	1.3	Malignant neoplasm of nasopharynx
168,820	10.0	297,671	4.9	-	-	Malignant neoplasm of pyriform sinus
414,152	12.7	288,011	4.9	46,423	1.7	Malignant neoplasm of hypopharynx
179,150	10.0	102,675	3.6	67,190	5.5	Malignant neoplasm of other and ill-defined sites in the lip, oral cavity and pharynx
225,060	10.8	280,346	5.2	52,432	2.0	Malignant neoplasm of oesophagus
292,214	13.2	252,868	4.6	70,347	3.4	Malignant neoplasm of stomach
523,243	21.5	381,787	5.5	69,150	1.0	Malignant neoplasm of small intestine
266,136	13.6	322,208	4.6	149,383	5.5	Malignant neoplasm of colon
410,922	15.9	338,071	4.4	90,962	4.0	Malignant neoplasm of rectosigmoid junction
248,055	14.4	351,770	4.1	169,913	4.6	Malignant neoplasm of rectum
166,708	10.2	259,553	4.9	231,017	12.0	Malignant neoplasm of anus and anal canal
244,004	9.7	341,452	4.7	98,505	2.8	Malignant neoplasm of liver and intrahepatic bile ducts
200,918	10.4	338,851	5.2	183,320	3.0	Malignant neoplasm of gallbladder
208,577	9.7	318,475	5.3	79,715	2.0	Malignant neoplasm of other and unspecified parts of biliary tract
220,504	11.2	355,126	5.7	159,187	4.3	Malignant neoplasm of pancreas
281,374	19.6	228,357	3.9	49,710	2.5	Malignant neoplasm of other and ill-defined digestive organs
211,280	15.1	334,416	7.7	-	-	Malignant neoplasm of nasal cavity and middle ear
97,441	5.7	302,985	5.9	151,170	7.0	Malignant neoplasm of accessory sinuses
167,711	8.9	334,754	5.1	289,510	15.9	Malignant neoplasm of larynx
9,045	1.0	161,130	4.4	-	-	Malignant neoplasm of trachea
234,999	13.1	288,032	5.2	81,343	2.9	Malignant neoplasm of bronchus and lung
137,797	8.2	272,553	5.4	5,770	1.0	Malignant neoplasm of thymus
138,683	10.3	256,932	3.1	42,950	2.3	Malignant neoplasm of heart, mediastinum and pleura
53,365	4.0	146,156	4.0	37,185	1.5	Malignant neoplasm of other and ill-defined sites in the respiratory system and intrathoracic organs
134,217	7.8	280,193	5.7	-	-	Malignant neoplasm of bone and articular cartilage of limbs
253,124	12.2	288,992	4.9	40,997	1.0	Malignant neoplasm of bone and articular cartilage of other and unspecified sites
99,826	5.7	150,315	2.5	26,156	1.6	Malignant melanoma of skin
366,731	6.8	252,000	4.5	61,734	4.2	Other malignant neoplasms of skin
147,399	10.8	282,002	4.0	17,310	3.0	Mesothelioma
100,050	5.0	202,787	4.8	5,770	1.0	Kaposi's sarcoma
75,143	5.7	254,844	4.2	-	-	Malignant neoplasm of peripheral nerves and autonomic nervous system
175,271	8.6	417,043	6.9	-	-	Malignant neoplasm of retroperitoneum and peritoneum
178,325	10.0	307,866	5.7	74,910	4.5	Malignant neoplasm of other connective and soft tissue
234,569	16.4	336,169	4.0	66,328	4.0	Malignant neoplasm of breast
116,269	3.4	321,470	5.6	41,000	2.5	Malignant neoplasm of vulva
25,283	2.3	392,361	9.7	-	-	Malignant neoplasm of vagina
247,026	15.1	288,974	4.7	58,546	1.6	Malignant neoplasm of cervix uteri
235,007	16.6	284,309	4.5	31,352	1.4	Malignant neoplasm of corpus uteri
151,895	9.8	285,125	6.2	42,455	2.7	Malignant neoplasm of uterus, part unspecified
247,599	16.4	284,772	5.7	110,169	11.0	Malignant neoplasm of ovary
244,079	17.8	198,999	5.3	101,053	4.3	Malignant neoplasm of other and unspecified female genital organs
-	-	377,759	5.0	-	-	Malignant neoplasm of placenta
41,635	1.5	147,225	3.1	-	-	Malignant neoplasm of penis
408,648	11.2	319,383	4.9	62,210	3.7	Malignant neoplasm of prostate
154,080	12.5	202,064	2.6	-	-	Malignant neoplasm of testis

Note : 1) According to the review result
2) The principal diagnosis of the claim statement is the standard (excluding diagnosis of Korean medicine)
3) Healthcare Institute includes review records of psychiatric hospitals
4) Community health agency, etc. include maternity center, county hospital, health center, health center branch, and health post

제Ⅳ-23표
Table IV-23

암 상병별
Review Records of

연번	상 병 명	상급종합병원 Tertiary hospital		종합병원 General hospital		병원 Hospital	
		1 인당 진료비 Medical Expenses percapita	1 인당 입내원일수 Visit days percapita	1 인당 진료비 Medical Expenses percapita	1 인당 입내원일수 Visit days percapita	1 인당 진료비 Medical Expenses percapita	1 인당 입내원일수 Visit days percapita
57	C63 기타 및 상세불명의 남성생식기관의 악성 신생물	1,447,263	6.3	1,134,986	5.9	169,299	4.1
58	C64 신우를 제외한 신장의 악성 신생물	1,839,550	5.0	1,384,641	4.9	458,645	5.5
59	C65 신우의 악성 신생물	2,764,463	7.4	1,651,984	6.1	216,746	3.2
60	C66 요관의 악성 신생물	3,159,547	8.7	1,621,530	6.1	225,477	4.6
61	C67 방광의 악성 신생물	2,009,126	7.5	1,266,140	6.2	300,381	4.3
62	C68 기타 및 상세불명의 비뇨기관의 악성 신생물	3,438,885	9.5	1,128,857	5.0	324,968	4.7
63	C69 눈 및 부속기의 악성 신생물	2,270,595	8.2	867,884	4.4	155,449	2.6
64	C70 수막의 악성 신생물	2,645,874	7.5	1,161,743	5.7	632,479	9.8
65	C71 뇌의 악성 신생물	3,527,096	10.8	1,602,328	8.6	654,946	11.4
66	C72 척수, 뇌신경 및 중추 신경계통의 기타 부분의 악성 신생물	1,289,606	5.8	683,394	6.4	963,210	14.4
67	C73 갑상선의 악성 신생물	378,058	3.2	397,104	3.3	351,823	3.1
68	C74 부신의 악성 신생물	1,605,237	7.0	912,133	5.4	203,302	5.9
69	C75 기타 내분비선 및 관련 구조물의 악성 신생물	1,389,891	6.2	1,556,186	5.5	312,945	3.6
70	C76 기타 및 부위불명의 악성 신생물	1,756,470	6.6	1,063,364	5.0	201,496	2.9
71	C77 림프절의 이차성 및 상세불명의 악성 신생물	1,647,734	5.4	1,156,712	4.4	269,410	3.6
72	C78 호흡 및 소화기관의 이차성 악성 신생물	1,057,840	4.0	976,897	4.0	310,832	5.0
73	C79 기타 및 상세불명 부위의 이차성 악성 신생물	1,471,046	4.8	1,404,667	4.8	469,053	4.5
74	C80 부위의 명시가 없는 악성 신생물	2,048,831	6.4	993,829	4.5	239,817	2.6
75	C81 호지킨림프종	4,267,969	8.6	2,707,855	8.5	228,273	5.1
76	C82 소포성 림프종	3,542,734	8.7	3,024,766	8.1	150,286	5.0
77	C83 비소포성 림프종	3,289,256	9.0	2,480,406	8.3	293,026	5.8
78	C84 성숙 T/NK-세포림프종	3,449,932	14.2	2,400,760	14.8	145,656	3.4
79	C85 기타 및 상세불명 유형의 비호지킨림프종	1,715,451	5.8	1,071,082	5.1	197,602	3.9
80	C86 T/NK-세포림프종의 기타 명시된 형태	3,163,216	11.5	2,415,019	10.1	305,241	4.8
81	C88 악성 면역증식성 질환	1,602,002	6.4	1,373,454	6.0	257,104	3.8
82	C90 다발골수종 및 악성 형질세포신생물	15,916,792	18.4	8,767,117	13.3	418,406	4.9
83	C91 림프성 백혈병	3,606,359	11.1	2,598,316	7.9	181,176	4.7
84	C92 골수성 백혈병	3,743,381	10.4	2,427,967	6.7	369,003	2.9
85	C93 단핵구성 백혈병	4,818,671	14.0	1,857,286	7.5	279,886	2.6
86	C94 명시된 세포형의 기타 백혈병	3,161,456	9.5	1,217,307	6.0	830,003	11.1
87	C95 상세불명 세포형의 백혈병	1,778,029	6.1	932,821	5.0	128,901	2.1
88	C96 림프, 조혈 및 관련 조직의 기타 및 상세불명의 악성 신생물	1,179,315	6.0	884,053	5.1	507,224	9.0
89	C97 독립된(원발성) 여러 부위의 악성 신생물	4,771,516	9.0	232,709	1.5	22,920	1.0
90	D00 구강, 식도 및 위의 제자리암종	529,550	3.1	461,869	3.4	261,640	3.1
91	D01 기타 및 상세불명의 소화기관의 제자리암종	558,830	2.9	507,490	3.0	479,922	2.5
92	D02 중이 및 호흡계통의 제자리암종	1,095,730	5.6	791,598	4.5	120,403	3.4
93	D03 제자리흑색종	579,188	4.7	403,934	3.6	77,238	1.6
94	D04 피부의 제자리암종	437,378	3.9	409,198	4.0	248,439	3.9
95	D05 유방의 제자리암종	1,667,595	6.2	1,911,455	6.8	296,099	2.6
96	D06 자궁경부의 제자리암종	382,033	3.2	394,364	3.5	244,392	2.4
97	D07 기타 및 상세불명의 생식기관의 제자리암종	560,273	3.9	506,414	3.9	409,901	3.6
98	D09 기타 및 상세불명 부위의 제자리암종	946,489	5.0	728,313	4.8	330,894	4.4
99	D32 수막의 양성 신생물	648,068	2.8	468,930	3.2	432,837	4.6
100	D33 뇌 및 중추신경계통의 기타 부분의 양성 신생물	566,293	3.0	467,807	3.8	353,288	4.4
101	D37 구강 및 소화기관의 행동양식 불명 또는 미상의 신생물	444,809	2.7	386,395	2.5	274,023	1.9
102	D38 중이, 호흡기관, 흉곽내기관의 행동양식 불명 또는 미상의 신생물	380,370	3.2	293,432	2.7	207,138	1.3
103	D39 여성생식기관의 행동양식 불명 또는 미상의 신생물	582,843	3.6	477,705	3.1	206,058	1.5
104	D40 남성생식기관의 행동양식 불명 또는 미상의 신생물	415,479	3.0	381,068	3.2	161,239	1.4
105	D41 비뇨기관의 행동양식 불명 또는 미상의 신생물	519,324	2.8	363,535	2.5	191,181	1.4
106	D42 수막의 행동양식 불명 또는 미상의 신생물	1,590,085	5.1	1,111,253	5.9	428,275	5.9
107	D43 뇌 및 중추신경계통의 행동양식 불명 또는 미상의 신생물	710,850	3.2	598,362	3.4	480,136	5.8
108	D44 내분비선의 행동양식 불명 또는 미상의 신생물	664,774	4.2	270,159	2.6	196,264	1.6
109	D45 전성 적혈구증가증	621,460	5.2	427,081	5.1	157,770	3.1
110	D46 골수형성이상증후군	4,586,899	12.9	2,872,241	10.9	348,621	6.6
111	D47 림프, 조혈 및 관련 조직의 행동양식 불명 또는 미상의 기타 신생물	1,527,792	5.6	928,221	5.0	266,373	4.5
112	D48 기타 및 상세불명 부위의 행동양식 불명 또는 미상의 신생물	657,743	3.7	456,468	2.9	182,328	1.9

주 : 1) 심사일 기준

- 2) 진료비명세서에 기재된 주상병 기준임(한방상병 제외)
- 3) 요양병원에는 정신병원 실적이 포함되어 있음
- 4) 보건기관 등엔 조산원, 보건의료원, 보건소, 보건지소, 보건진료소가 포함되어 있음

진료비 심사실적(외래) <계속>

cancer diagnosis(Outpatient) <Cont'd>

(단위 : 원, 일)

Unit : KRW, Day

요양병원 Healthcare Institute		의원 Clinic		보건기관 등 Community health agency, etc.		Diseases
1 인당 진료비 Medical Expenses percapita	1 인당 입내원일수 Visit days percapita	1 인당 진료비 Medical Expenses percapita	1 인당 입내원일수 Visit days percapita	1 인당 진료비 Medical Expenses percapita	1 인당 입내원일수 Visit days percapita	
8,995	1.0	269,061	3.5	-	-	Malignant neoplasm of other and unspecified male genital organs
1,532,786	18.1	499,049	5.1	24,674	2.1	Malignant neoplasm of kidney, except renal pelvis
277,499	6.3	539,290	6.4	15,210	3.0	Malignant neoplasm of renal pelvis
1,541,495	14.3	436,291	4.9	62,995	1.5	Malignant neoplasm of ureter
452,048	12.1	379,016	4.9	68,508	2.2	Malignant neoplasm of bladder
79,980	3.0	251,493	3.4	15,905	1.5	Malignant neoplasm of other and unspecified urinary organs
138,570	6.3	222,819	4.1	68,620	3.0	Malignant neoplasm of eye and adnexa
193,866	14.8	252,971	4.5	-	-	Malignant neoplasm of meninges
544,236	15.4	407,665	7.7	44,467	3.0	Malignant neoplasm of brain
705,388	17.4	398,310	5.5	46,350	2.0	Malignant neoplasm of spinal cord, cranial nerves and other parts of central nervous system
162,303	9.9	256,890	3.1	53,202	2.7	Malignant neoplasm of thyroid gland
73,905	2.9	322,873	3.7	-	-	Malignant neoplasm of adrenal gland
177,381	11.0	289,507	5.0	46,620	8.0	Malignant neoplasm of other endocrine glands and related structures
414,167	10.3	212,128	4.0	94,493	2.2	Malignant neoplasm of other and ill-defined sites
174,955	10.5	246,616	2.9	5,770	1.0	Secondary and unspecified malignant neoplasm of lymph nodes
183,437	11.5	242,753	3.8	123,720	4.0	Secondary malignant neoplasm of respiratory and digestive organs
591,224	11.7	357,307	4.4	60,634	1.5	Secondary malignant neoplasm of other and unspecified sites
80,865	5.2	251,657	4.4	49,994	1.8	Malignant neoplasm without specification of site
152,384	12.0	217,949	3.4	5,770	1.0	Hodgkin lymphoma
221,234	14.0	248,029	4.5	8,380	1.0	Follicular lymphoma
254,104	10.5	306,763	4.5	47,888	2.5	Non-follicular lymphoma
770,281	17.8	672,847	15.1	-	-	Mature T/NK-cell lymphomas
207,674	8.7	265,545	4.3	48,098	2.3	Other and unspecified types of non-Hodgkin lymphoma
209,807	13.5	308,772	5.8	-	-	Other specified types of T/NK-cell lymphoma
309,196	16.6	250,778	3.8	-	-	Malignant immunoproliferative diseases
347,913	9.4	779,221	7.7	65,962	3.2	Multiple myeloma and malignant plasma cell neoplasms
102,004	7.4	219,138	4.9	33,473	1.7	Lymphoid leukaemia
855,687	11.9	245,942	4.9	236,064	7.6	Myeloid leukaemia
68,840	3.0	617,483	6.8	80,690	10.0	Monocytic leukaemia
51,150	1.3	201,892	4.8	106,630	4.0	Other leukaemias of specified cell type
141,284	5.2	147,490	3.3	19,784	1.4	Leukaemia of unspecified cell type
245,118	11.3	250,481	7.1	-	-	Other and unspecified malignant neoplasms of lymphoid, haematopoietic and related tissue
-	-	32,210	2.5	-	-	Malignant neoplasms of independent (primary) multiple sites
449,520	12.6	337,064	4.9	21,955	2.0	Carcinoma in situ of oral cavity, oesophagus and stomach
232,900	9.8	393,571	3.4	210,988	2.9	Carcinoma in situ of other and unspecified digestive organs
144,666	4.0	138,632	3.7	41,231	2.7	Carcinoma in situ of middle ear and respiratory system
2,595,060	32.0	80,845	1.9	6,170	1.0	Melanoma in situ
476,784	8.1	218,201	4.1	93,083	3.0	Carcinoma in situ of skin
208,379	15.1	278,098	2.6	105,614	4.2	Carcinoma in situ of breast
166,868	10.4	290,503	2.7	90,664	3.6	Carcinoma in situ of cervix uteri
101,787	8.1	217,780	3.2	29,112	5.1	Carcinoma in situ of other and unspecified genital organs
335,129	7.5	318,980	4.1	18,455	2.7	Carcinoma in situ of other and unspecified sites
432,120	9.1	336,761	4.0	61,926	2.9	Benign neoplasm of meninges
720,214	12.4	352,362	3.7	49,123	3.6	Benign neoplasm of brain and other parts of central nervous system
201,122	6.3	234,265	1.6	234,143	1.7	Neoplasm of uncertain or unknown behaviour of oral cavity and digestive organs
27,987	1.0	171,684	1.3	102,141	1.1	Neoplasm of uncertain or unknown behaviour of middle ear and respiratory and intrathoracic organs
94,307	4.7	211,683	1.4	160,597	1.3	Neoplasm of uncertain or unknown behaviour of female genital organs
6,120	1.0	216,695	1.4	-	-	Neoplasm of uncertain or unknown behaviour of male genital organs
70,380	3.4	239,969	1.5	94,327	2.1	Neoplasm of uncertain or unknown behaviour of urinary organs
185,302	3.8	325,546	5.0	17,310	3.0	Neoplasm of uncertain or unknown behaviour of meninges
430,610	11.0	310,697	3.2	43,357	2.0	Neoplasm of uncertain or unknown behaviour of brain and central nervous system
104,864	3.3	168,949	1.5	58,444	1.2	Neoplasm of uncertain or unknown behaviour of endocrine glands
326,784	7.7	337,644	4.6	130,000	6.0	Polycythaemia vera
185,061	4.8	297,547	6.9	63,842	7.2	Myelodysplastic syndromes
160,611	3.8	409,182	4.6	23,019	1.6	Other neoplasms of uncertain or unknown behaviour of lymphoid, haematopoietic and related tissue
142,067	4.3	174,346	1.5	51,585	1.1	Neoplasm of uncertain or unknown behaviour of other and unspecified sites

Note : 1) According to the review result

2) The principal diagnosis of the claim statement is the standard (excluding diagnosis of Korean medicine)

3) Healthcare Institute includes review records of psychiatric hospitals

4) Community health agency, etc. include maternity center, county hospital, health center, health center branch, and health post



제 V 편

요양급여 적정성평가

Quality assessment

제V-1표
Table V-1

요양기관종별 약제평가 항목별 지표
Drug Assessment Indicators by Provider Type

(단위 : %, 품목, 원)
Unit : %, Item, KRW

구 분 Division	주사제 처방률 Injection Prescription rate	처방건당 약품목수 Number of drugs per prescription
상 급 종 합 병 원 Tertiary hospital	1.16	2.99
종 합 병 원 General hospital	5.69	3.40
병 원 Hospital	13.10	3.89
치 과 병 원 Dental hospital	0.89	2.81
의 원 Clinic	14.06	3.90
치 과 의 원 Dental clinic	0.20	2.99

주 : 2009 년부터 항생제 처방률은 별도로 작성함

Note : Antibiotics prescription rate is separately recorded from 2009

제V-2표
Table V-2

의원 표시과목별
Drug Assessment Indicators

표 시 과 목 Department	주사제 처방률 Injection Prescription rate	처방건당 약품목수 Number of drugs per prescription
일 반 의 General practitioners	22.59	3.91
내 과 Internal medicine	13.71	3.82
신 경 과 Neurology	6.93	3.59
정 신 건 강 의 학 과 Psychiatry	0.33	3.14
외 과 General surgery	23.37	3.54
정 형 외 과 Orthopedic surgery	18.43	3.33
신 경 외 과 Neuro surgery	18.40	3.51
흉 부 외 과 Thoracic surgery	23.13	3.72
마 취 통 증 의 학 과 Anesthesiology & Pain medicine	7.86	3.32

약제평가 항목별 지표

by Departments in Clinics

(단위 : %, 품목, 원)
Unit : %, Item, KRW

표 시 과 목 Department	주사제 처방률 Injection Prescription rate	처방건당 약품목수 Number of drugs per prescription
산 부 인 과 Obsterics & Gynecology	10.66	2.79
소 아 청 소 년 과 Pediatrics	3.95	4.62
안 과 Ophthalmology	2.91	2.54
이 비 인 후 과 Otorhinolaryngology	13.66	4.73
피 부 과 Dermatology	17.45	3.24
비 뇨 의 학 과 Urological section	21.21	2.96
영 상 의 학 과 Radiology	10.33	3.28
재 활 의 학 과 Rehabilitation	8.64	3.25
가 정 의 학 과 Family medicine	17.59	3.92

제V-3-1표

Table V-3-1

다발성 질병별 약제평가 항목별 지표(상급종합병원)

Drug Assessment Indicators of Frequently Occurring Diseases(Tertiary hospital)

(단위 : %, 품목, 원)

Unit : %, Item, KRW

순 위 Rank	질 병 분 류 기 호 KCD-7	주사제 처방률 Injection Prescription rate	처방건당 약품목수 Number of drugs perprescription
1	(C15-C26) 소화기관의 악성 신생물	1.53	2.57
2	(C50-C50) 유방의 악성 신생물	1.02	2.16
3	(D10-D36) 양성 신생물	0.57	2.18
4	(I60-I69) 뇌혈관질환	0.12	3.87
5	(E10-E14) 당뇨병	0.16	3.55
6	(I20-I25) 허혈성 심장질환	0.04	4.78
7	(Z00-Z13) 검사 및 조사를 위해 보건서비스와 접하고 있는 사람	0.22	2.14
8	(I30-I52) 기타 형태의 심장병	0.14	3.87
9	(C30-C39) 호흡기 및 흉곽내 기관의 악성 신생물	1.08	3.23
10	(E00-E07) 갑상선의 장애	0.42	1.82
11	(N17-N19) 신부전	2.30	3.80
12	(H30-H36) 맥락막 및 망막의 장애	0.32	1.87
13	(C73-C75) 갑상선 및 기타 내분비선의 악성 신생물	0.14	1.88
14	(C81-C96) 림프, 조혈 및 관련조직의 악성 신생물	3.76	3.23
15	(R50-R69) 전신 증상 및 징후	1.70	2.50
16	(C60-C63) 남성 생식기관의 악성 신생물	0.94	2.67
17	(G40-G47) 우발적 및 발작적 장애	0.33	2.73
18	(R00-R09) 순환계통 및 호흡계통을 침범한 증상 및 징후	0.65	2.83
19	(E20-E35) 기타 내분비선의 장애	0.11	2.19
20	(M05-M14) 염증성 다발관절병증	1.81	4.85
21	(J40-J47) 만성 하기도질환	0.44	3.25
22	(M50-M54) 기타 등병증	2.09	3.00
23	(K80-K87) 담낭, 담도 및 췌장의 장애	0.32	2.00
24	(R90-R94) 진단명 없는 진단적 영상 및 기능검사 이상소견	0.10	2.10
25	(L20-L30) 피부염 및 습진	2.64	3.39
26	(K00-K14) 구강, 침샘 및 턱의 질환	2.31	2.57
27	(N80-N98) 여성생식관의 비염증성 장애	1.72	1.55
28	(R10-R19) 소화계통 및 복부를 침범한 증상 및 징후	2.00	2.44
29	(K70-K77) 간의 질환	0.33	2.43
30	(C64-C68) 요로의 악성 신생물	3.12	2.78
31	(C51-C58) 여성 생식기관의 악성 신생물	1.67	2.02
32	(M15-M19) 관절증	0.88	3.23
33	(F30-F39) 기분[정동] 장애	0.45	3.64
34	(H40-H42) 녹내장	0.15	2.14
35	(J30-J39) 상기도의 기타 질환	0.96	2.83
36	(D00-D09) 제자리신생물	0.96	1.75
37	(M30-M36) 전신결합조직장애	0.92	4.17
38	(B15-B19) 바이러스간염	0.08	1.45
39	(N40-N51) 남성 생식기관의 질환	1.49	2.12
40	(H90-H95) 귀의 기타 장애	1.66	2.00
41	(G20-G26) 추체외로 및 운동 장애	0.16	3.90
42	(D37-D48) 행동양식 불명 또는 미상의 신생물	3.49	2.62
43	(K50-K52) 비감염성 장염 및 결장염	4.31	2.40
44	(S00-S09) 머리의 손상	2.20	2.71
45	(Z40-Z54) 특수처치 및 건강보호를 위하여 보건서비스와 접하고 있는 사람	0.90	2.59
46	(N30-N39) 비뇨계통의 기타 질환	3.39	2.20
47	(F40-F48) 신경증성, 스트레스-연관 및 신체형 장애	0.28	3.02
48	(M70-M79) 기타 연조직 장애	1.81	3.32
49	(K20-K31) 식도, 위 및 십이지장의 질환	1.24	2.51
50	(Z80-Z99) 가족 및 개인 기원력과 건강상태에 영향을 주는 특정 병태에 관련된 잠재적 건강위험을 가진 사람	1.13	3.50

주 : 상병분류는 한국표준질병-사인분류(통계청 고시)의 중분류에 의함

Note : Diagnosis classification is based on the Korean Standard Classification of Diseases

제V-3-2표

Table V-3-2

다발성 질병별 약제평가 항목별 지표(종합병원)

Drug Assessment Indicators of Frequently Occurring Diseases(General hospital)

(단위 : %, 품목, 원)

Unit : %, Item, KRW

순 위 Rank	질 병 분 류 기 호 KCD-7	주사제 처방률 Injection Prescription rate	처방건당 약품목수 Number of drugs perprescription
1	(E10-E14) 당뇨병	0.90	4.00
2	(N17-N19) 신부전	9.52	4.01
3	(I60-I69) 뇌혈관질환	0.94	4.36
4	(K20-K31) 식도, 위 및 십이지장의 질환	7.04	3.07
5	(I20-I25) 허혈성 심장질환	0.52	5.15
6	(Z00-Z13) 검사 및 조사를 위해 보건서비스와 접하고 있는 사람	0.42	3.26
7	(I10-I15) 고혈압질환	1.01	2.64
8	(M50-M54) 기타 등병증	11.26	3.56
9	(D10-D36) 양성 신생물	2.73	2.56
10	(R50-R69) 전신 증상 및 징후	8.92	3.28
11	(M70-M79) 기타 연조직 장애	10.70	3.45
12	(R00-R09) 순환계통 및 호흡계통을 침범한 증상 및 징후	3.03	3.54
13	(R10-R19) 소화계통 및 복부를 침범한 증상 및 징후	12.68	2.95
14	(I30-I52) 기타 형태의 심장병	0.59	4.36
15	(M15-M19) 관절증	7.68	3.30
16	(N40-N51) 남성 생식기관의 질환	1.61	2.38
17	(E00-E07) 갑상선의 장애	0.44	2.04
18	(K55-K63) 장의 기타 질환	10.86	2.86
19	(J40-J47) 만성 하기도질환	5.49	4.10
20	(N80-N98) 여성생식관의 비염증성 장애	3.80	1.64
21	(J00-J06) 급성 상기도감염	16.96	4.51
22	(K00-K14) 구강, 침샘 및 턱의 질환	4.42	2.91
23	(S60-S69) 손목 및 손의 손상	13.17	3.20
24	(G40-G47) 우발적 및 발작적 장애	3.36	3.21
25	(F00-F09) 증상을 포함하는 기질성 정신장애	0.40	3.62
26	(J30-J39) 상기도의 기타 질환	5.65	4.08
27	(C15-C26) 소화기관의 악성 신생물	4.48	2.98
28	(E70-E90) 대사장애	1.50	2.02
29	(J20-J22) 기타 급성 하기도감염	10.41	4.99
30	(N30-N39) 비뇨계통의 기타 질환	8.39	2.48
31	(M45-M49) 척추병증	14.35	3.76
32	(E20-E35) 기타 내분비선의 장애	0.37	2.46
33	(S80-S89) 무릎 및 아래다리의 손상	7.24	3.25
34	(C50-C50) 유방의 악성 신생물	1.65	2.26
35	(S00-S09) 머리의 손상	5.22	3.11
36	(A00-A09) 장 감염 질환	34.20	3.59
37	(M05-M14) 염증성 다발관절병증	9.59	4.12
38	(L20-L30) 피부염 및 습진	8.30	3.13
39	(H30-H36) 맥락막 및 망막의 장애	0.23	1.99
40	(K70-K77) 간의 질환	1.88	3.01
41	(S90-S99) 발목 및 발의 손상	8.18	3.18
42	(K80-K87) 담낭, 담도 및 췌장의 장애	3.33	2.63
43	(F40-F48) 신경증성, 스트레스-연관 및 신체형 장애	1.24	3.17
44	(R90-R94) 진단명 없는 진단적 영상 및 기능검사 이상소견	0.80	2.34
45	(M20-M25) 기타 관절장애	5.88	3.21
46	(F30-F39) 기분[정동] 장애	0.55	3.72
47	(S50-S59) 팔꿈치 및 아래팔의 손상	5.43	3.16
48	(J09-J18) 인플루엔자 및 폐렴	17.05	4.87
49	(U00-U19) 불확실한 병인의 신종질환의 잠정적 지정	20.95	4.89
50	(R40-R46) 인지, 지각, 정서상태 및 행위에 관한 증상 및 징후	5.58	2.71

주 : 상병분류는 한국표준질병·사인분류(통계청 고시)의 중분류에 의함

Note : Diagnosis classification is based on the Korean Standard Classification of Diseases

제V-3-3표

Table V-3-3

다발성 질병별 약제평가 항목별 지표(병원)

Drug Assessment Indicators of Frequently Occurring Diseases(Hospital)

(단위 : %, 품목, 원)

Unit : %, Item, KRW

순 위 Rank	질 병 분 류 기 호 KCD-7	주사제 처방률 Injection Prescription rate	처방건당 약품목수 Number of drugs perprescription
1	(J20-J22) 기타 급성 하기도감염	10.46	5.25
2	(J00-J06) 급성 상기도감염	14.27	4.84
3	(M50-M54) 기타 등병증	16.28	3.70
4	(M70-M79) 기타 연조직 장애	13.67	3.49
5	(M15-M19) 관절증	12.79	3.39
6	(Z30-Z39) 생식과 관련된 상황에서 보건서비스와 접하고 있는 사람	1.94	1.61
7	(M45-M49) 척추병증	21.24	3.87
8	(I10-I15) 고혈압질환	3.12	3.13
9	(J30-J39) 상기도의 기타 질환	10.23	4.57
10	(S60-S69) 손목 및 손의 손상	19.27	3.23
11	(N80-N98) 여성생식관의 비염증성 장애	5.49	1.78
12	(K20-K31) 식도, 위 및 십이지장의 질환	13.22	3.25
13	(S90-S99) 발목 및 발의 손상	11.41	3.18
14	(K55-K63) 장의 기타 질환	19.72	3.09
15	(E10-E14) 당뇨병	3.54	4.34
16	(S80-S89) 무릎 및 아래다리의 손상	11.09	3.30
17	(M20-M25) 기타 관절장애	8.00	3.35
18	(A00-A09) 장 감염 질환	30.91	3.77
19	(J40-J47) 만성 하기도질환	26.36	5.25
20	(M65-M68) 윤활막 및 힘줄 장애	14.99	3.37
21	(E70-E90) 대사장애	4.07	2.46
22	(J09-J18) 인플루엔자 및 폐렴	29.66	5.75
23	(U00-U19) 불확실한 병인의 신종질환의 잠정적 지정	27.03	5.00
24	(R50-R69) 전신 증상 및 징후	12.67	3.87
25	(S30-S39) 복부, 아래등, 요추 및 골반의 손상	23.63	3.58
26	(D10-D36) 양성 신생물	12.07	2.69
27	(S50-S59) 팔꿈치 및 아래팔의 손상	10.67	3.22
28	(S40-S49) 어깨 및 위팔의 손상	9.43	3.42
29	(R10-R19) 소화계통 및 복부를 침범한 증상 및 징후	16.91	2.98
30	(N70-N77) 여성 골반내 기관의 염증성 질환	11.09	2.73
31	(N17-N19) 신부전	25.76	3.94
32	(H65-H75) 중이 및 유도의 질환	4.84	5.27
33	(M05-M14) 염증성 다발관절병증	26.83	3.52
34	(H30-H36) 맥락막 및 망막의 장애	0.67	1.99
35	(E00-E07) 갑상선의 장애	1.33	1.95
36	(M80-M85) 골밀도 및 구조장애	35.87	1.96
37	(N30-N39) 비뇨계통의 기타 질환	28.82	2.90
38	(S20-S29) 흉곽의 손상	29.05	3.51
39	(B00-B09) 피부 및 점막병변이 특징인 바이러스감염	18.54	3.97
40	(Z00-Z13) 검사 및 조사를 위해 보건서비스와 접하고 있는 사람	5.82	4.47
41	(E20-E35) 기타 내분비선의 장애	0.54	2.31
42	(I60-I69) 뇌혈관질환	2.62	5.20
43	(T20-T25) 부위가 명시된 외부 신체 표면의 화상 및 부식	12.87	2.95
44	(L00-L08) 피부 및 피하조직의 감염	39.73	3.40
45	(L20-L30) 피부염 및 습진	16.58	2.96
46	(S00-S09) 머리의 손상	22.67	3.16
47	(F00-F09) 증상성을 포함하는 기질성 정신장애	2.23	4.16
48	(M40-M43) 변형성 등병증	13.91	3.70
49	(G40-G47) 우발적 및 발작적 장애	11.14	3.09
50	(H00-H06) 눈꺼풀, 눈물기관 및 안와의 장애	1.56	2.27

주 : 상병분류는 한국표준질병·사인분류(통계청 고시)의 중분류에 의한

Note : Diagnosis classification is based on the Korean Standard Classification of Diseases

제V-3-4표
Table V-3-4

다발생 질병별 약제평가 항목별 지표(치과병원)
Drug Assessment Indicators of Frequently Occurring Diseases(Dental hospital)

(단위 : %, 품목, 원)
Unit : %, Item, KRW

질 병 분 류 기 호 KCD-7	주사제 처방률 Injection Prescription rate	처방건당 약품목수 Number of drugs perprescription
(K00-K14) 구강, 침샘 및 턱의 질환	0.85	2.84

주 : 상병분류는 한국표준질병·사인분류(통계청 고시)의 중분류에 의함
Note : Diagnosis classification is based on the Korean Standard Classification of Diseases

제V-3-5표
Table V-3-5

다발생 질병별 약제평가 항목별 지표(치과의원)
Drug Assessment Indicators of Frequently Occurring Diseases(Dental clinic)

(단위 : %, 품목, 원)
Unit : %, Item, KRW

질 병 분 류 기 호 KCD-7	주사제 처방률 Injection Prescriptionrate	처방건당 약품목수 Number of drugs perprescription
(K00-K14) 구강, 침샘 및 턱의 질환	0.21	2.99

주 : 상병분류는 한국표준질병·사인분류(통계청 고시)의 중분류에 의함
Note : Diagnosis classification is based on the Korean Standard Classification of Diseases

제V-4표
Table V-4

의원 표시과목별 다발생
Drug Assessment Indicators of Frequently

표 시 과 목 Department	질 병 분 류 기 호 KCD-7	주사제 처방률 Injection Prescription rate	처방건당 약품목수 Number of drugs perprescription
일반의 General practitioners	(I10-I15) 고혈압질환	5.95	3.16
	(J20-J22) 기타 급성 하기도감염	28.55	5.13
	(J00-J06) 급성 상기도감염	28.15	4.76
	(M50-M54) 기타 등병증	25.71	3.79
	(L20-L30) 피부염 및 습진	32.45	3.41
	(M70-M79) 기타 연조직 장애	32.81	3.91
	(M15-M19) 관절증	26.34	3.53
	(E10-E14) 당뇨병	6.24	4.23
	(K20-K31) 식도, 위 및 십이지장의 질환	20.77	3.76
	(J30-J39) 상기도의 기타 질환	24.80	4.49
내 과 Internal medicine	(I10-I15) 고혈압질환	3.09	3.14
	(E10-E14) 당뇨병	2.82	4.38
	(K20-K31) 식도, 위 및 십이지장의 질환	12.89	3.77
	(J20-J22) 기타 급성 하기도감염	27.05	5.06
	(J00-J06) 급성 상기도감염	25.98	4.67
	(E70-E90) 대사장애	3.08	2.26
	(K55-K63) 장의 기타 질환	21.21	3.33
	(A00-A09) 장 감염 질환	30.47	4.29
	(U00-U19) 불확실한 병인의 신종질환의 잠정적 지정	20.85	5.05
	(N17-N19) 신부전	22.54	4.40
신경과 Neurology	(G40-G47) 우발적 및 발작적 장애	4.30	3.47
	(M50-M54) 기타 등병증	9.44	3.55
	(F00-F09) 증상성을 포함하는 기질성 정신장애	0.94	3.82
	(H80-H83) 내이의 질환	12.29	3.34
	(I60-I69) 뇌혈관질환	2.68	4.79
	(G20-G26) 추체외로 및 운동 장애	1.70	3.68
	(G50-G59) 신경, 신경뿌리 및 신경총 장애	5.04	3.34
	(I10-I15) 고혈압질환	2.64	3.27
	(M70-M79) 기타 연조직 장애	9.43	3.42
	(M45-M49) 척추병증	14.34	3.82
정신건강의학과 Psychiatry	(F30-F39) 기분[정동] 장애	0.21	3.53
	(F40-F48) 신경증성, 스트레스-연관 및 신체형 장애	0.27	3.16
	(F90-F98) 소아기 및 청소년기에 주로 발병하는 행동 및 정서장애	0.01	2.14
	(F50-F59) 생리적 장애 및 신체적 요인들과 수반된 행동증후군	0.18	3.09
	(F20-F29) 정신분열병, 분열형 및 망상성 장애	0.56	3.86
	(F00-F09) 증상성을 포함하는 기질성 정신장애	0.27	2.96
	(Z70-Z76) 기타 상황에서 보건서비스와 접하고 있는 사람	0.03	2.21
	(G40-G47) 우발적 및 발작적 장애	0.23	2.76
	(F80-F89) 정신발달장애	0.01	2.42
	(F10-F19) 정신활성 물질의 사용에 의한 정신 및 행동장애	0.32	4.02
외과 General surgery	(K55-K63) 장의 기타 질환	17.58	3.32
	(I10-I15) 고혈압질환	7.32	3.20
	(M50-M54) 기타 등병증	26.67	3.78
	(M15-M19) 관절증	25.83	3.46
	(D10-D36) 양성 신생물	19.34	3.10
	(J00-J06) 급성 상기도감염	43.84	4.67
	(M70-M79) 기타 연조직 장애	32.26	3.76
	(J20-J22) 기타 급성 하기도감염	44.93	5.12
	(M45-M49) 척추병증	29.79	3.95
	(N60-N64) 유방의 장애	2.88	2.63

주 : 상병분류는 한국표준질병-사인분류(통계청 고시)의 중분류에 의한

Note : Diagnosis classification is based on the Korean Standard Classification of Diseases

질병별 약제평가 항목별 지표

Occurring Diseases by Department in Clinics

(단위 : %, 품목, 원)
Unit : %, Item, KRW

표시과목 Department	질병분류기호 KCD-7	주사제 처방률 Injection Prescription rate	처방건당 약품목수 Number of drugs perprescription
정형외과 Orthopedic surgery	(M50-M54) 기타 등병증	16.78	3.59
	(M70-M79) 기타 연조직 장애	17.60	3.35
	(M15-M19) 관절증	17.31	3.27
	(M45-M49) 척추병증	24.16	3.76
	(S90-S99) 발목 및 발의 손상	11.07	2.99
	(S60-S69) 손목 및 손의 손상	15.80	3.00
	(M65-M68) 윤활막 및 힘줄 장애	18.17	3.23
	(S30-S39) 복부, 아래등, 요추 및 골반의 손상	22.06	3.49
	(S80-S89) 무릎 및 아래다리의 손상	15.47	3.12
신경외과 Neurosurgery	(M20-M25) 기타 관절장애	11.11	3.24
	(M50-M54) 기타 등병증	17.73	3.72
	(M45-M49) 척추병증	19.91	3.90
	(M70-M79) 기타 연조직 장애	18.42	3.44
	(M15-M19) 관절증	15.92	3.35
	(S30-S39) 복부, 아래등, 요추 및 골반의 손상	21.27	3.63
	(M65-M68) 윤활막 및 힘줄 장애	19.66	3.24
	(S90-S99) 발목 및 발의 손상	13.00	3.05
	(S60-S69) 손목 및 손의 손상	17.67	3.05
흉부외과 Thoracic surgery	(M20-M25) 기타 관절장애	13.00	3.33
	(I10-I15) 고혈압질환	6.64	3.00
	(I80-I89) 다리 분류되지 않은 정맥, 림프관 및 림프절의 질환	1.81	1.58
	(I10-I15) 고혈압질환	6.41	3.27
	(J20-J22) 기타 급성 하기도감염	34.31	5.18
	(M50-M54) 기타 등병증	31.88	3.83
	(J00-J06) 급성 상기도감염	31.26	4.27
	(E10-E14) 당뇨병	6.94	4.23
	(M45-M49) 척추병증	38.44	4.58
마취통증의학과 Anesthesiology & Pain medicine	(M70-M79) 기타 연조직 장애	36.51	3.74
	(K20-K31) 식도, 위 및 십이지장의 질환	17.95	3.71
	(M15-M19) 관절증	28.06	3.53
	(M50-M54) 기타 등병증	6.23	3.49
	(M70-M79) 기타 연조직 장애	7.07	3.20
	(M45-M49) 척추병증	7.83	3.48
	(M15-M19) 관절증	8.09	3.07
	(S30-S39) 복부, 아래등, 요추 및 골반의 손상	6.36	3.47
산부인과 Obstetrics & Gynecology	(N80-N98) 여성생식관의 비염증성 장애	5.69	1.97
	(N70-N77) 여성 골반내 기관의 염증성 질환	14.05	2.99
	(Z30-Z39) 생식과 관련된 상황에서 보건서비스와 접하고 있는 사람	2.65	1.68
	(N30-N39) 비뇨계통의 기타 질환	37.75	3.14
	(B35-B49) 진균증	11.38	3.08
소아청소년과 Pediatrics (Child and Adolescent Department)	(J20-J22) 기타 급성 하기도감염	3.11	5.03
	(J00-J06) 급성 상기도감염	3.10	4.49
	(J30-J39) 상기도의 기타 질환	2.22	4.43
	(H65-H75) 중이 및 유도의 질환	1.72	5.22
	(J09-J18) 인플루엔자 및 폐렴	10.69	5.34
	(A00-A09) 장 감염 질환	5.49	3.67
	(U00-U19) 불확실한 병인의 신종질환의 잠정적 지정	8.54	4.91
	(J40-J47) 만성 하기도질환	4.80	5.26
	(L20-L30) 피부염 및 습진	4.04	2.85
	(B00-B09) 피부 및 점막병변이 특징인 바이러스감염	4.18	3.84

Note : Diagnosis classification is based on the Korean Standard Classification of Diseases

제V-4표
Table V-4

의원 표시과목별 다발생 질병별 약제평가 항목별 지표 <계속>

Drug Assessment Indicators of Frequently Occurring Diseases by Department in Clinics <Cont'd>

(단위 : %, 품목, 원)
Unit : %, Item, KRW

표 시 과 목 Department	질 병 분 류 기 호 KCD-7	주사제 처방률 Injection Prescription rate	처방건당 약품목수 Number of drugs perprescription
안과 Ophthalmology	(H00-H06) 눈꺼풀, 눈물기관 및 안와의 장애	3.89	2.96
	(H10-H13) 결막의 장애	1.91	2.50
	(H49-H52) 안근, 양안운동, 조절 및 굴절의 장애	0.44	1.84
	(H25-H28) 수정체의 장애	4.56	2.19
	(H15-H22) 공막, 각막, 홍채 및 섬모체의 장애	3.30	2.55
이비인후과 Otorhinolaryngology	(J00-J06) 급성 상기도감염	13.75	4.73
	(J30-J39) 상기도의 기타 질환	13.43	4.74
	(J20-J22) 기타 급성 하기도감염	13.41	5.12
	(U00-U19) 불확실한 병인의 신종질환의 잠정적 지정	20.75	5.17
	(H60-H62) 외이의 질환	5.21	3.42
피부과 Dermatology	(L20-L30) 피부염 및 습진	21.67	3.51
	(B35-B49) 진균증	5.30	2.66
	(L00-L08) 피부 및 피하조직의 감염	11.21	3.12
	(B00-B09) 피부 및 점막병변이 특징인 바이러스감염	13.91	3.24
	(L80-L99) 피부 및 피하조직의 기타 장애	13.86	2.51
	(L50-L54) 두드러기 및 홍반	28.34	3.15
	(L60-L75) 피부부속물의 장애	29.42	2.77
	(L40-L45) 구진비늘장애	12.20	3.42
	(D10-D36) 양성 신생물	5.27	2.61
비뇨의학과 Urological section	(T20-T25) 부위가 명시된 외부 신체 표면의 화상 및 부식	7.75	2.81
	(N40-N51) 남성 생식기관의 질환	6.89	2.64
	(N30-N39) 비뇨계통의 기타 질환	23.03	2.91
	(L20-L30) 피부염 및 습진	41.84	3.51
	(B35-B49) 진균증	10.36	2.49
영상의학과 Radiology	(L00-L08) 피부 및 피하조직의 감염	30.10	3.26
	(I10-I15) 고혈압질환	4.43	3.14
	(M50-M54) 기타 등병증	12.71	3.71
	(K20-K31) 식도, 위 및 십이지장의 질환	11.57	3.29
	(K55-K63) 장의 기타 질환	14.86	2.63
	(E10-E14) 당뇨병	4.21	3.93
	(E70-E90) 대사장애	1.72	1.97
	(D10-D36) 양성 신생물	3.67	2.72
	(M70-M79) 기타 연조직 장애	14.99	3.65
재활의학과 Rehabilitation medicine	(N60-N64) 유방의 장애	1.22	2.05
	(M45-M49) 척추병증	16.86	3.95
	(M50-M54) 기타 등병증	8.15	3.41
	(M70-M79) 기타 연조직 장애	9.83	3.12
	(M15-M19) 관절증	10.51	3.07
가정의학과 Family medicine	(M45-M49) 척추병증	10.69	3.51
	(M20-M25) 기타 관절장애	5.61	3.09
	(I10-I15) 고혈압질환	4.59	3.19
	(J20-J22) 기타 급성 하기도감염	23.61	5.04
	(J00-J06) 급성 상기도감염	21.47	4.69
	(M50-M54) 기타 등병증	26.19	3.82
	(E10-E14) 당뇨병	4.48	4.30
	(K20-K31) 식도, 위 및 십이지장의 질환	13.49	3.56
	(J30-J39) 상기도의 기타 질환	16.66	4.21
	(U00-U19) 불확실한 병인의 신종질환의 잠정적 지정	21.59	5.15
	(M70-M79) 기타 연조직 장애	32.99	3.99
	(E70-E90) 대사장애	3.46	2.17

주 : 상병분류는 한국표준질병·사인분류(통계청 고시)의 중분류에 의함

Note : Diagnosis classification is based on the Korean Standard Classification of Diseases

제V-5-1표
Table V-5-1

요양기관종별 항생제 처방률 Antibiotics Prescription Rate by Provider Type

(단위 : %)
Unit : %

구 분 Division	항 생 제 처 방 률 Antibiotic Prescription rate				
	전체상병 Total diseases	호흡기계 상병 Diseases of the respiratory system			
		계 Total	급성상기도감염 Acute Upper Respiratory Infections	급성하기도감염 Acute Lower Respiratory Infections	그 외 호흡기계 상병 Other Respiratory Infections
상급종합병원 Tertiary hospital	2.97	14.62	4.43	8.73	14.88
종합병원 General hospital	7.01	33.54	32.97	46.80	29.27
병원 Hospital	18.43	53.95	51.05	58.58	48.79
의원 Clinic	22.60	50.34	41.07	60.29	48.02

주 : 호흡기계상병(J00~J47), 급성상기도감염(J00~J06), 급성하기도감염(J20~J22) 상병은 한국표준질병·사인분류(통계청고시)예의함
Note : Respiratory system disease(J00~J47) and acute upper respiratory infections (J00~J06) and acute lower respiratory infections(J20~J22) are based on the Korean Standard Classification of Diseases

제V-5-2표
Table V-5-2

의원 표시과목별 항생제 처방률 Antibiotics Prescription Rate by Departments in Clinic

(단위 : %)
Unit : %

표 시 과 목 Department	항 생 제 처 방 률 Antibiotic Prescription rate				
	전체상병 Total diseases	호흡기계 상병 Diseases of the respiratory system			
		계 Total	급성상기도감염 Acute Upper Respiratory Infections	급성하기도감염 Acute Lower Respiratory Infections	그 외 호흡기계 상병 Other Respiratory Infections
일반의 General practitioners	19.40	45.25	39.46	55.44	36.66
내과 Internal Medicine	11.93	36.06	26.96	44.95	33.58
외과 General surgery	16.94	39.21	31.69	49.02	36.56
소아청소년과 Pediatrics	48.22	59.39	43.56	61.79	46.45
이비인후과 Otorhinolaryngology	51.89	57.46	46.74	73.97	56.90
가정의학과 Family Medicine	20.03	43.81	36.98	54.19	33.88

주 : 호흡기계상병(J00~J47), 급성상기도감염(J00~J06), 급성하기도감염(J20~J22) 상병은 한국표준질병·사인분류(통계청고시)예의함
Note : Respiratory system disease(J00~J47) and acute upper respiratory infections (J00~J06) and acute lower respiratory infections(J20~J22) are based on the Korean Standard Classification of Diseases

제V-6표
Table V-6

의원 소재지별 약제평가 항목별 지표


Drug Assessment Indicators by Location of Clinic

(단위 : %, 품목)
Unit : %, Item

구 분 Division	급성상기도감염 항생제처방률 Antibiotic Prescription rate for Acute Upper Respiratory Infections	급성하기도감염 항생제처방률 Antibiotic Prescription rate for Acute Lower Respiratory Infections	주사제 처방률 Injection Prescription rate	처방건당 약품목수 Number of drugs perprescription
서울 Seoul	38.28	55.98	9.44	3.81
부산 Busan	44.31	60.40	19.96	3.82
인천 Incheon	40.23	63.42	12.45	3.98
대구 Daegu	42.62	63.85	15.73	3.77
광주 Gwangju	45.24	65.33	13.76	3.94
대전 Daejeon	37.80	58.47	13.79	3.83
울산 Ulsan	40.41	65.61	19.88	3.87
경기 Gyeonggi	40.58	60.24	10.85	4.00
강원 Gangwon	43.79	57.40	14.31	3.86
충북 Chungbuk	44.37	65.27	17.32	3.96
충남 Chungnam	46.56	65.13	17.18	3.96
전북 Jeonbuk	39.24	52.41	15.32	3.98
전남 Jeonnam	41.91	61.38	21.71	3.90
경북 Gyeongbuk	42.83	60.24	20.08	3.87
경남 Gyeongnam	43.17	63.07	22.95	3.84
제주 Jeju	39.32	61.10	15.11	3.87
세종 Sejong	43.30	59.18	11.87	4.18

주 : 급성상기도감염(J00-J06) 상병 및 급성하기도감염(J20-J22) 상병은 한국표준질병·사인분류(통계청 고시)에 의함

Note : Acute upper respiratory infections (J00-J06) and acute lower respiratory infections(J20-J22) are based on the Korean Standard Classification of Diseases



평가지표 개요

Introduction of assessment indicator



약제급여 평가

가. 평가대상

- 대상 기관: 의료기관 및 보건기관(한방기관, 보건진료소, 조산원 제외)에서 전산청구한 건강보험 외래 요양급여비용 명세서 중 약제 처방내역
- 대상 기간: 2023년도 연간(심사시점 기준)

나. 평가지표

- 항생제 처방률(%) = $\frac{\text{항생제 총 처방횟수}}{\text{총 내원횟수}} \times 100$
- 주사제 처방률(%) = $\frac{\text{주사제 총 처방횟수}}{\text{총 내원횟수}} \times 100$
- 처방건당 약품목수(개) = $\frac{\text{총 약품목수}}{\text{총 처방건수}}$

다. 기 타

- 요양기관 종별: 상급종합병원, 종합병원, 병원, 치과병원, 의원, 치과의원으로 분류
 - ※ 단 항생제는 상급종합병원, 종합병원, 병원, 의원으로 분류
- 표시과목: 의원을 대상으로 총 18개 표시과목으로 분류
 - 총 27개 표시과목(일반의 포함) 중 평가대상 기관수가 극히 적은 9개 과목(성형외과, 방사선종양학과, 병리과, 진단검사의학과, 결핵과, 핵의학과, 응급의학과, 직업환경의학과, 예방의학과)은 제외
 - 요양기관 명칭에 따른 표시과목을 기준으로 하되, 대표자가 전문의이면서 전문과목을 표시하지 않은 기관은 청구내역을 분석하여 해당 전문과목의 청구비율이 50%를 초과할 경우 그 표시과목으로 별도 분류
- 질병별 다발생 순위별 분류: 한국표준질병·사인분류(통계청 고시 제2015-159호) 중 267개 중분류를 기준으로 하여 주상병기준의 주요 다발생 질병을 중심으로 수록

Assessment of Drug Payment

A . Assessment Target

- Institutions: Breakdown of drug prescription among outpatient medical care expense statements, where health insurance was electronically charged by medical institutions and health care centers (except oriental medicine institutions, primary health care post, and midwifery clinic).
- Period: 2023 (Annually, based on evaluation time).

B . Assessment Indices

- Antibiotics prescription rate (%) = $\frac{\text{Total number of antibiotics prescriptions}}{\text{Total number of hospital visits}} \times 100$
- Injection prescription rate (%) = $\frac{\text{Total number of injection prescriptions}}{\text{Total number of hospital visits}} \times 100$
- Number of drug items per prescription = $\frac{\text{Total number of drug items}}{\text{Total number of prescriptions}}$

C . Others

- Classified by Provider type : tertiary hospital, general hospital, hospital, dental hospital, clinic or dental clinic.
- ※ However, antibiotics are classified according to: tertiary hospital, general hospital, hospital or clinic.
- Departments: clinics are classified into 18 departments in total
 - Among 27 departments (including general practitioners), 9 departments where the number of assessment subjects was extremely small (plastic surgery, radiation oncology, pathology, laboratory medicine, tuberculosis, nuclear medicine, emergency medicine, occupational & environment medicine and preventive medicine) are excluded.
 - Departments indicated by the name of the medical care institute are the standards. As for institutes where the director is a medical specialist, but did not express a special department, billing records are analyzed, and if the proportion of a certain specialty exceeds 50%, the institute is separately classified as that specialty department.
- Classification of frequent diseases by rank: major diseases that occur frequently by primary disease are mainly listed based upon 267 divisions of the Korean Standard Classification of Diseases (Statistics Korea Notification No. 2015-159).



제Ⅵ편 질병통계

Diseases Statistics

질병통계 자료 이용시 유의사항

(Instructions for using disease statistics data)

질병통계는 요양기관에서 환자진료 중 진단명이 확정되지 않은 상태에서 환자의 호소, 증세 등에 따라 일차진단명을 부여하고 청구한 내역 중 주진단명 기준으로 발췌한 것이므로, 실제 최종 확정된 질병과는 다를 수 있으며, 다른 질병으로 건강보험 청구실적에 집계되는 경우가 있으므로, 확진 환자로 보기에는 무리가 있음.

특히, “법정감염병” 관련 통계는 질병관리본부에서 공표한 자료와는 수집하는 방식이 서로 다르기 때문에 차이가 있음

Disease statistics are produced using the major diagnosis data from the claim statement with primary diagnosis based on patients' explanation or symptom before the final diagnosis was decided. Therefore, it may not match the final diagnosis, and there can be discrepancy between disease statistics and NHI benefit claims data.

In particular, “Officially designated communicable diseases” related statistics can have a large mismatch with claims data, as the statistics are collected and produced by Korea Centers for Disease Control and Prevention using different methods.

298질병분류(Classification of 298 Diseases)

구 분 Classification	질 병 명 Disease	질 병 코 드 KCD
001	콜레라(Cholera)	A00
002	장티푸스 및 파라티푸스(Typhoid and paratyphoid fevers)	A01
003	시겔라증(Shigellosis)	A03
004	아메바증(Amoebiasis)	A06
005	감염성 기원이라고 추정되는 설사와 위장염(Other gastroenteritis and colitis of infectious and unspecified origin)	A09
006	기타 장관 감염성 질환(Other intestinal infectious diseases)	A02, A04-A05, A07-A08
007	호흡기 결핵(Respiratory tuberculosis)	A15-A16
008	기타 결핵(Other tuberculosis)	A17-A19
009	페스트(Plague)	A20
010	브루셀라증(Brucellosis)	A23
011	나병 [한센병](Leprosy)[Hansen's disease]	A30
012	신생아 파상풍(Tetanus neonatorum)	A33
013	기타 파상풍(Other tetanus)	A34-A35
014	디프테리아(Diphtheria)	A36
015	백일해(Whooping cough)	A37
016	수막구균 감염(Meningococcal infection)	A39
017	패혈증(Sepsis)	A40-A41
018	기타 세균성 질환(Other bacterial diseases)	A21-A22, A24-A28, A31-A32, A38, A42-A49
019	선천 매독(Congenital syphilis)	A50
020	조기 매독(Early syphilis)	A51
021	기타 매독(Other syphilis)	A52-A53
022	임균 감염(Gonococcal infection)	A54
023	성행위로 전파되는 클라미디아 질환 (Sexually transmitted chlamydial diseases)	A55-A56
024	기타 주로 성행위로 전파되는 감염(Other infections with a predominantly sexual mode of transmission)	A57-A64
025	재귀열(Relapsing fevers)	A68
026	트라코마(Trachoma)	A71
027	발진티푸스(Typhus fever)	A75
028	급성 회백수염(Acute poliomyelitis)	A80
029	광견병(Rabies)	A82
030	바이러스 뇌염(Viral encephalitis)	A83-A86
031	황열(Yellow fever)	A95

구 분 Classification	질 병 명 Disease	질 병 코 드 KCD
032	기타 절지동물 매개의 바이러스열 및 바이러스 출혈열(Other arthropod-borne viral fevers and viral haemorrhagic fevers)	A92-A94,A96-A99
033	헤르페스바이러스 감염(Herpesviral infections)	B00
034	수두(Varicella and zoster)	B01-B02
035	홍역(Measles)	B05
036	풍진(Rubella)	B06
037	급성 B형 간염(Acute hepatitis B)	B16
038	기타 바이러스 간염(Other viral hepatitis)	B15,B17-B19
039	인체 면역결핍 바이러스 질환(Human immunodeficiency virus[HIV] disease)	B20-B24
040	볼거리(Mumpus)	B26
041	기타 바이러스 질환(Other viral diseases)	A81, A87-A89, B03-B04, B07-B09, B25, B27-B34
042	진균증(Mycoses)	B35-B49
043	말라리아(Malaria)	B50-B54
044	리슈마니아증(Leishmaniasis)	B55
045	트리파노소마증(Schistosomiasis)	B56-B57
046	주혈흡충증(Schistosomiasis)	B65
047	기타 흡충 감염(Other fluke infections)	B66
048	포낭충증(Echinococcosis)	B67
049	메디나충증(Dracunculiasis)	B72
050	화선사상충증(Onchocerciasis)	B73
051	사상충증(Filariasis)	B74
052	구충 질환(Hookworm diseases)	B76
053	기타 윤충증(Other helminthiasis)	B68-B71, B75, B77-B83
054	결핵의 후유증(Sequelae of tuberculosis)	B90
055	화색질척수염의 후유증(Sequelae of poliomyelitis)	B91
056	나병의 후유증(Sequelae of leprosy)	B92
057	기타 감염성 및 기생충성 질환(Other infections and parasitic diseases)	A65-A67, A69-A70, A74,A77-A79, B58-B64, B85-B89, B94,B99
058	입술, 구강 및 인두의 악성신생물(Malignant neoplasms of lip, oral cavity and pharynx)	C00-C14
059	식도의 악성신생물(Malignant neoplasm of oesophagus)	C15
060	위의 악성신생물(Malignant neoplasm of stomach)	C16
061	결장의 악성신생물(Malignant neoplasm of colon)	C18
062	직장S상결장 접합부, 직장, 항문과 항문관의 악성신생물(Malignant neoplasm of rectosigmoid junction, rectum, anus and anal canal)	C19-C21

구 분 Classification	질 병 명 Disease	질 병 코 드 KCD
063	간 및 간내담관의 악성신생물(Malignant neoplasm of liver and intrahepatic bile ducts)	C22
064	췌장의 악성신생물(Malignant neoplasm of pancreas)	C25
065	기타 소화기관의 악성신생물 (Other malignant neoplasm of digestive organs)	C17, C23-C24, C26
066	후두의 악성신생물(Malignant neoplasm of larynx)	C32
067	기관, 기관지 및 폐의 악성신생물 (Malignant neoplasm of trachea, bronchus and lung)	C33-C34
068	기타 호흡기와 흉곽 내 기관의 악성신생물(Other malignant neoplasms of respiratory and intrathoracic organs)	C30-C31, C37-C39
069	뼈와 관절연골의 악성신생물(Malignant neoplasm of bone and articular cartilage)	C40-C41
070	피부의 악성흑색종(Malignant melanoma of skin)	C43
071	기타 피부의 악성신생물(Other malignant neoplasms of skin)	C44
072	중피성 및 연조직의 악성신생물(Malignant neoplasm of mesothelial and soft tissue)	C45-C49
073	유방의 악성신생물(Malignant neoplasm of breast)	C50
074	자궁경의 악성신생물(Malignant neoplasm of cervix uteri)	C53
075	기타 및 상세불명의 자궁부위의 악성신생물(Malignant neoplasm of other and unspecified parts of uterus)	C54-C55
076	기타 여성생식기관의 악성신생물(Other malignant neoplasms of female genital organs)	C51-C52, C56-C58
077	전립선의 악성신생물(Malignant neoplasm of prostate)	C61
078	기타 남성생식기관의 악성신생물(Other malignant neoplasms of male genital organs)	C60, C62-C63
079	방광의 악성신생물(Malignant neoplasm of bladder)	C67
080	기타 요도의 악성신생물(Other malignant neoplasms of urinary tract)	C64-C66, C68
081	눈 및 눈부속기의 악성신생물(Malignant neoplasm of eye and adnexa)	C69
082	뇌의 악성신생물(Malignant neoplasm of brain)	C71
083	기타 중추신경계의 악성신생물(Malignant neoplasm of other parts of central nervous system)	C70, C72
084	기타, 부위불명, 속발성, 상세불명 및 다발성 부위의 악성신생물 (Malignant neoplasm of other, ill-defined, secondary, unspecified and multiple sites)	C73-C80, C97
085	호지킨병(Hodgkin disease)	C81
086	비호지킨 림프종(Non-Hodgkin lymphoma)	C82-C86
087	백혈병(Leukaemia)	C91-C95
088	기타 림프, 조혈 및 관련조직의 악성신생물(Other malignant neoplasms of lymphoid, haematopoietic and related tissue)	C88-C90, C96

구 분 Classification	질 병 명 Disease	질 병 코 드 KCD
089	자궁경부의 상피내 암종(Carcinoma in situ of cervix uteri)	D06
090	피부의 양성신생물(Benign neoplasm of skin)	D22-D23
091	유방의 양성신생물(Benign neoplasm of breast)	D24
092	자궁의 평활근종(Leiomyoma of uterus)	D25
093	난소의 양성신생물(Benign neoplasm of ovary)	D27
094	비뇨기관의 양성신생물(Benign neoplasm of urinary organs)	D30
095	뇌 및 기타 중추신경계의 양성신생물(Benign neoplasm of brain and other parts of central nervous system)	D33
096	기타 상피내, 양성신생물 및 행동양식 불명 및 미상의 신생물 (Other in situ and benign neoplasms and neoplasms of uncertain and unknown behaviour)	D00-D05, D07-D21, D26, D28-D29, D31-D32, D34-D48
097	철 결핍성 빈혈(Iron deficiency anaemia)	D50
098	기타 빈혈(Other anaemias)	D51-D64
099	출혈성 병태와 혈액 및 조혈기관의 기타 질환(Haemor-rhagic conditions and other diseases of blood and bloodforming organs)	D65-D77
100	면역기전을 침범하는 특정 장애(Certain disorders involving the immune mechanism)	D80-D89
101	요오드결핍과 관련된 갑상선 장애(Iodine-deficiency-related thyroid disorders)	E00-E02
102	갑상선 중독증(Thyrotoxicosis)	E05
103	기타 갑상선 장애(Other disorders of thyroid)	E03-E04, E06-E07
104	당뇨병(Diabetes mellitus)	E10-E14
105	영양실조(Malnutrition)	E40-E46
106	비타민A 결핍증(Vitamin A deficiency)	E50
107	기타 비타민 결핍증(Other vitamin deficiencies)	E51-E56
108	영양실조 및 기타 영양결핍증의 후유증(Sequelae of malnutrition and other nutritional deficiencies)	E64
109	비만(Obesity)	E66
110	용적체액상실(Volume depletion)	E86
111	기타 내분비, 영양 및 대사 질환(Other endocrine, nutritional and metabolic disorders)	E15-E35, E58-E63, E65, E67-E85, E87-E90
112	치매(Dementia)	F00-F03
113	알콜 사용에 의한 정신 및 행동장애(Mental and behavioural disorders due to use of alcohol)	F10
114	기타 정신활성물질 사용에 의한 정신 및 행동장애(Mental and behavioural disorders due to other psychoactive substance use)	F11-F19
115	정신분열증, 분열형 및 망상성 장애(Schizophrenia schizotypal and delusional disorders)	F20-F29

구 분 Classification	질 병 명 Disease	질 병 코 드 KCD
116	기분(정동성)장애(Mood [affective] disorders)	F30-F39
117	신경증적, 스트레스와 관련된 신체형 장애 (Neurotic, stress-related and somatoform disorders)	F40-F48
118	정신 지연(Mental retardation)	F70-F79
119	기타 정신 및 행동장애(Other mental and behavioural disorders)	F04-F09, F50-F69, F80-F99
120	중추신경계의 염증성 질환(Inflammatory diseases of the central nervous system)	G00-G09
121	파킨슨병(Parkinson's disease)	G20
122	알츠하이머병(Alzheimer's disease)	G30
123	다발성 경화증(Multiple sclerosis)	G35
124	뇌전증(Epilepsy)	G40-G41
125	편두통 및 기타 두통 증후군(Migraine and other head-ache syndromes)	G43-G44
126	일과성 대뇌 허혈성 발작 및 관련 증후군(Transient cerebral ischaemic attacks and related syndromes)	G45
127	신경, 신경근 및 신경총 장애(Nerve, nerve root and plexus disorders)	G50-G59
128	뇌성마비 및 기타 마비성 증후군(Cerebral palsy and other paralytic syndromes)	G80-G83
129	기타 신경계의 질환(Other diseases of the nervous system)	G10-G14, G21-G26, G31-G32, G36-G37, G46-G47, G60-G73, G90-G99
130	눈꺼풀의염증(Inflammation of eyelid)	H00-H01
131	결막염 및 기타 결막의 장애(Conjunctivitis and other disorders of conjunctiva)	H10-H13
132	각막염 및 각막과 공막의 기타 장애(Keratitis and other disorder of sclera and cornea)	H15-H19
133	백내장 및 수정체의 기타 장애(Cataract and other disorders of lens)	H25-H28
134	망막박리와 망막의 결함(Retinal detachments and breaks)	H33
135	녹내장(Glaucoma)	H40-H42
136	사시(trabismus)	H49-H50
137	굴절 및 조절 장애(Disorders of refraction and accommodation)	H52
138	실명 및 저시력(Blindness and low vision)	H54
139	기타 눈 및 눈부속기의 질환(Other diseases of the eye and adnexa)	H02-H06, H20-H22, H30-H32, H34-H36, H43-H48, H51, H53, H55-H59
140	중이염과 중이 및 유양돌기 장애(Otitis media and other disorders of middle ear and mastoid)	H65-H75
141	난청(Other diseases of the ear and mastoid process)	H90-H91

구 분 Classification	질 병 명 Disease	질 병 코 드 KCD
142	기타 귀 및 유양돌기 질환(Acute rheumatic fever)	H60-H62, H80-H83, H92-H95
143	급성 류마티스열(Chronic rheumatic heart disease)	I00-I02
144	만성 류마티스 심장 질환(Chronic rheumatic heart disease)	I05-I09
145	본태성(원발성)고혈압(Essential(primary) hyper-tention)	I10
146	기타 고혈압성 질환(Other hypertensive diseases)	I11-I15
147	급성 심근경색증(Acute myocardial infarction)	I21-I22
148	기타 허혈성 심장질환(Other ischaemic heart diseases)	I20, I23-I25
149	폐색전증(Pulmonary embolism)	I26
150	전도장애 및 심장성 부정맥(Conduction disorders and cardiac arrhythmias)	I44-I49
151	심부전(Heart failure)	I50
152	기타 심장질환(Other heart diseases)	I27-I43, I51-I52
153	뇌내출혈(Intracranial haemorrhage)	I60-I62
154	뇌경색증(Cerebral infarction)	I63
155	출혈 또는 경색으로 명시되지 않은 졸중(Stroke, not specified as haemorrhage or infarction)	I64
156	기타 뇌혈관 질환(Other cerebrovascular diseases)	I65-I69
157	죽상 경화증(Atherosclerosis)	I70
158	기타 말초혈관 질환(Other peripheral vascular diseases)	I73
159	동맥 색전증 및 혈전증(Arterial embolism and thrombosis)	I74
160	기타 동맥, 소동맥 및 모세혈관의 질환(Other diseases of arteries, arterioles and capillaries)	I71-I72, I77-I79
161	정맥염, 혈전정맥염, 정맥색전증 및 혈전증(Phlebitis, thrombophlebitis, venous embolism and thrombosis)	I80-I82
162	하지의 정맥류(Varicose veins of lower extremities)	I83
163	치핵(Haemorrhoids)	K64
164	기타 순환기계 질환(Other diseases of the circulatory system)	I85-I99
165	급성 인두염 및 급성 편도염(Acute pharyngitis and acute tonsillitis)	J02-J03
166	급성 후두염 및 기관염(Acute laryngitis and tracheitis)	J04
167	기타 급성 상기도 감염(Other acute upper respiratory infections)	J00-J01, J05-J06
168	인플루엔자(Influenza)	J09-J11
169	폐렴(Pneumonia)	J12-J18
170	급성 기관지염 및 급성 세기관지염(Acute bronchitis and acute bronchiolitis)	J20-J21
171	만성 부비동염(Chronic sinusitis)	J32
172	기타 코 및 비동의 질환(Other diseases of nose and nasal sinuses)	J30-J31, J33-J34

구 분 Classification	질 병 명 Disease	질 병 코 드 KCD
173	편도 및 아데노이드의 만성 질환(Chronic disease of tonsils and adenoids)	J35
174	기타 상기도의 질환(Other diseases of upper respiratory tract)	J36-J39
175	기관지염, 폐기종 및 기타 만성 폐쇄성 폐질환(Bronchitis, emphysema and other chronic obstructive pulmonary diseases)	J40-J44
176	천식(asthma)	J45-J46
177	기관지확장증(Bronchiectasis)	J47
178	진폐증(Pneumoconiosis)	J60-J65
179	기타 호흡기계 질환(Other diseases of the respiratory system)	J22, J66-J99
180	치아우식증(Dental caries)	K02
181	치아 및 지지구조의 기타 장애(Other disorders of teeth and supporting structures)	K00-K01, K03-K08
182	기타 구강, 타액선 및 턱의 질환(Other diseases of the oral cavity, salivary glands and jaws)	K09-K14
183	위 및 십이지장궤양(Gastric and duodenal ulcer)	K25-K27
184	위염 및 십이지장염(Gastritis and duodenitis)	K29
185	기타 식도, 위 및 십이지장 질환(Other diseases of oesophagus, stomach and duodenum)	K20-K23, K28, K30-K31
186	충수의 질환(Diseases of appendix)	K35-K38
187	사타구니탈장(Inguinal hernia)	K40
188	기타 탈장(Other hernia)	K41-K46
189	크론병 및 궤양성 대장염(Crohn's disease and ulcerative colitis)	K50-K51
190	헤르니아가 없는 마비성 장폐색증 및 장관폐쇄(Paralytic ileus and intestinal obstruction without hernia)	K56
191	장의 게실성 질환(Diverticular disease of intestine)	K57
192	기타 장 및 복막의 질환(Other diseases of intestines and peritoneum)	K52-K55, K58-K63, K65-K67
193	알콜성 간질환(Alcoholic liver disease)	K70
194	기타 간질환(Other diseases of liver)	K71-K77
195	담석 등 및 담낭염(Cholelithiasis and cholecystitis)	K80-K81
196	급성 췌장염 및 기타 췌장의 질환(Acute pancreatitis and other diseases of the pancreas)	K85-K86
197	기타 소화기계의 질환(Other diseases of the digestive system)	K82-K83, K87-K93
198	피부 및 피하조직의 감염(Infections of the skin and subcutaneous)	L00-L08
199	기타 피부 및 피하조직의 질환(Other diseases of the skin and subcutaneous tissue)	L10-L99
200	류마티오이드 관절염 및 기타 염증성 다발성 관절병증(Rheumatoid arthritis and other inflammatory polyarthropathies)	M05-M14
201	관절증(Arthrosis)	M15-M19

구 분 Classification	질 병 명 Disease	질 병 코 드 KCD
202	사지의 후천성 변형(Acquired deformities of limbs)	M20-M21
203	관절의 기타 장애(Other disorders of joints)	M00-M03, M22-M25
204	전신성 결합조직의 장애(Systemic connective tissue disorders)	M30-M36
205	요추 및 기타 추간판장애(Cervical and other intervertebral disc disorders)	M50-M51
206	기타 배병증(Other dorsopathies)	M40-M49, M53-M54
207	연부조직 장애(Soft tissue disorders)	M60-M79
208	뼈밀도 및 구조장애(Disorders of bone density and structure)	M80-M85
209	골수염(Osteomyelitis)	M86
210	기타 근골격계 및 결합조직의 기타 장애(Other diseases of the musculoskeletal system and connective tissue)	M87-M99
211	급성 및 급속진행성 신염증후군(Acute and rapidly progressive nephritic syndromes)	N00-N01
212	기타 사구체 질환(Other glomerular diseases)	N02-N08
213	신세뇨관-간질성 질환(Renal tubulo-interstitial diseases)	N10-N16
214	신부전증(Renal failure)	N17-N19
215	요로결석증(Urolithiasis)	N20-N23
216	방광염(Cystitis)	N30
217	기타 비뇨기계의 질환(Other diseases of the urinary system)	N25-N29, N31-N39
218	전립선의 비대(Hyperplasia of prostate)	N40
219	전립선의 기타 장애(Other disorders of prostate)	N41-N42
220	음낭수류 및 정액류(Hydrocele and spermatocele)	N43
221	과장포피, 포경 및 감돈포경(Redundant prepuce, phimosis and paraphimosis)	N47
222	남성생식기관의 기타 질환(Other diseases of male genital organs)	N44-N46, N48-N51
223	유방의 장애(Disorders of breast)	N60-N64
224	난관염 및 난소염(Salpingitis and oophoritis)	N70
225	자궁경부의 염증성 질환(Inflammatory disease of cervix uteri)	N72
226	기타 여성 골반내 장기의 염증성 질환(Other inflammatory diseases of female pelvic organs)	N71, N73-N77
227	자궁내막증(Endometriosis)	N80
228	여성생식기 탈출(Female genital prolapse)	N81
229	난소, 난관 및 광인대의 비염증성 장애(Noninflammatory disorders of ovary, fallopian tube and broad ligament)	N83
230	월경장애(Disorders of menstruation)	N91-N92
231	폐경기 및 기타 폐경기전후 장애(Menopausal and other perimenopausal disorders)	N95
232	여성불임증(Female infertility)	N97

구 분 Classification	질 병 명 Disease	질 병 코 드 KCD
233	기타 비뇨생식기로의 장애(Other disorders of genitourinary tract)	N82, N84-N90, N93-N94, N96, N98-N99
234	자연유산(Spontaneous abortion)	O03
235	의학적 유산(Medical abortion)	O04
236	기타 유산된 임신(Other pregnancies with abortive outcome)	O00-O02, O05-O08
237	임신, 출산 및 산욕의부증, 단백뇨 및 고혈압성 장애(Oedema, proteinuria and hypertensive disorders in pregnancy, childbirth and the puerperium)	O10-O16
238	전치태반, 태반 조기박리 및 분만 전 출혈(praevia, premature separation of placenta and antepartum haemorrhage)	O44-O46
239	기타 태아와 양막강 및 가능한 분만문제와 관련된 산모관리 (Other maternal care related to fetus and amniotic cavity and possible delivery problems)	O30-O43, O47-O48
240	난산(Obstructed labour)	O64-O66
241	분만 후 출혈(Postpartum haemorrhage)	O72
242	기타 임신과 분만의 합병증(Other complications of pre gnancy and delivery)	O20-O29, O60-O63, O67-O71, O73-O75, O81-O84
243	단일 자연분만(Single spontaneous delivery)	O80
244	달리 분류되지 않은 주로 산욕기에 관련된 합병증 및 기타 산과적 병태(Complications predominatly related to the puerperium and other obstetric conditions, NEC)	O85-O99
245	모성요인과 임신, 출산 및 분만의 합병증에 의해 영향을 받은 태아 및 신생아(Fetus and newborn affected by maternal factors and by complications of pregnancy, labour and delivery)	P00-P04
246	태아 발육지연, 태아 영양실조와 단기임신 및 저체중 출산과 관련된 장애(Slow fetal growth, fetal malnutrition and disorders related to short gestation and low birth weight)	P05-P07
247	출산 외상(Birth trauma)	P10-P15
248	자궁내 저산소증 및 출산질식(Intrauterine hypoxia and birth asphyxia)	P20-P21
249	주산기에 기원한 기타 호흡기 장애(Other respiratory disorders originating in the perinatal period)	P22-P28
250	선천성 감염 및 기생충성 질환(Congenital infectious and parasitic diseases)	P35-P37
251	출생전후기에 특이한 기타감염(Other infections specific to the perinatal period)	P38-P39
252	태아 및 신생아의 용혈성 질환(Haemolytic disease of fetus and newborn)	P55
253	기타 출생전후기에 기원한 병태(Other conditions originating in the perinatal period)	P08, P29, P50-P54, P56-P96
254	이분척추증(Spina bifida)	Q05

구 분 Classification	질 병 명 Disease	질 병 코 드 KCD
255	기타 신경계의 선천성 기형(Other congenital malformations of the nervous system)	Q00-Q04, Q06-Q07
256	순환기계의 선천성 기형(Congenital malformations of the circulatory system)	Q20-Q28
257	구순 및 구개열(Cleft lip and cleft palate)	Q35-Q37
258	소장의 결여, 폐쇄 및 협착(Congenital absence, atresia and stenosis of small intestine)	Q41
259	기타 소화기계의 선천성 기형(Other congenital malformations of the digestive system)	Q38-Q40, Q42-Q45
260	정류고환(Undescended testicle)	Q53
261	기타 비뇨생식기계의 기형(Other malformations of the genitourinary system)	Q50-Q52, Q54-Q64
262	고관절의 선천성 변형(Congenital deformities of hip)	Q65
263	발의 선천성 변형(Congenital deformities of feet)	Q66
264	기타 근골격계의 선천성 기형 및 변형(Other congenital malformations and deformations of the musculoskeletal system)	Q67-Q79
265	기타 선천성 기형(Other congenital malformations)	Q10-Q18, Q30-Q34, Q80-Q89
266	달리 분류되지 않은 염색체 이상(Chromosomal abnormalities, NEC)	Q90-Q99
267	복부 및 골반 동통(Abdominal and pelvic pain)	R10
268	원인미상 열(Fever of unknown origin)	R50
269	노쇠(Senility)	R54
270	기타 달리 분류되지 않은 증상, 징후와 임상 및 검사상 이상소견 (Other symptoms, signs and abnormal clinical and laboratory findings, NEC)	R00-R09, R11-R49, R51-R53, R55-R99
271	두개골 및 안면골의 골절(Fracture of skull and facial bones)	S02
272	목, 흉곽 또는 골반의 골절(Fracture of neck, thorax or pelvis)	S12, S22, S32, T08
273	대퇴골의 골절(Fracture of femur)	S72
274	기타 사지뼈의 골절(Fractures of other limb)	S42, S52, S62, S82, S92, T10, T12
275	다발성 신체부위를 침범하는 골절(Fractures involving multiple body regions)	T02
276	명시된 다발성 신체부위의 탈구, 염좌 및 긴장(Dislocations, sprains and strains of specified and multiple body regions)	S03, S13, S23, S33, S43, S53, S63, S73, S83, S93, T03
277	눈 및 안와의 손상(Injury of eye and orbit)	S05
278	두개내 손상(Intracranial injury)	S06
279	기타 내부장기의 손상(Injury of other internal organs)	S26-S27, S36-S37
280	명시된 다발성 신체부위의 압쇄손상 및 외상성 절단 (Crushing injuries and traumatic amputations of specified and multiple body regions)	S38, S47-S48, S57-S58, S07-S08, S17-S18, S28, S67-S68, S77-S78, S87-S88, S97-S98, T04-T05

구 분 Classification	질 병 명 Disease	질 병 코 드 KCD
281	명시된 상세불명 및 다발성 신체부위의 기타 손상 (Other injuries of specified, unspecified and multiple body regions)	S00-S01,S04,S09-S11,S14-S16, S19-S21,S24-S25,S29-S31, S34-S35,S39-S41,S44-S46, S49-S51,S54-S56,S59-S61, S64-S66,S69-S71,S74-S76, S79-S81,S84-S86,S89-S91, S94-S96,S99,T00-T01, T06-T07,T09,T11,T13-T14
282	자연개구를 통해 들어온 이물의 효과 (Effects of foreign body entering through natural orifice)	T15-T19
283	화상 및 부식(Burns and corrosions)	T20-T32
284	약물 및 생물학적 물질에 의한 중독 (Poisoning by drugs and biological substances)	T36-T50
285	주로 비의약품 물질의 중독작용(Toxic effects of substances chiefly nonmedicinal as to source)	T51-T65
286	학대 증후군(Maltreatment syndromes)	T74
287	기타 및 상세불명 외인의 영향 (Other and unspecified effects of external causes)	T33-T35, T66-T73, T75-T78
288	달리 분류되지 않은 외상의 특정 조기 합병증과 외과적 및 내과적 처치의 합병증(Certain early complications of trauma and complications of surgical and medical care, NEC)	T79-T88
289	손상, 중독 및 외인의 기타 결과의 후유증(Sequelae of injuries, of poisoning and of other consequences of external causes)	T90-T98
290	검사 및 조사를 위해 보건서비스와 접하고 있는 사람(Persons encountering health services for examination and investigation)	Z00-Z13
291	무증상 인체 면역결핍 바이러스 감염 상태(Asymptomatic human immunodeficiency virus[HIV] infection status)	Z21
292	기타 전염성 질환과 관련되어 건강위험의 가능성이 있는 사람 (Other persons with potential health hazards related to communicable disease)	Z20, Z22-Z29
293	피임관리(Contraceptive management)	Z30
294	출산 전 선별검사 및 기타 임신의 관리(Antenatal screening and other supervision of pregnancy)	Z34-Z36
295	출산장소에 따른 출생영아(Liveborn infants according to place of birth)	Z38
296	분만 후 간호 및 검사(Postpartum care and examination)	Z39
297	특수처치 및 건강보호를 위하여 보건서비스와 접하고 있는 사람 (Persons encountering health services for specific procedures and health care)	Z40-Z54
298	기타 이유로 보건서비스와 접하고 있는 사람 (encountering health services for other reasons)	Z31-Z33, Z37, Z55-Z99

제VI-1표
Table VI-1

22대 분류별 진료현황

Benefits by Classification of 22 Disease Categories

(단위 : 명, 일, 천원)

Unit : Person, Day, KRW 1,000

구 분 Division	진료실인원수 Patients	입내원일수 Visits	요양급여일수 Reimbursed Days	진료비 (천원) Medical Expense (1,000won)	급여비 (천원) Benefit (1,000won)
계 Total	계(T) 48,767,822 입원(I. P) 7,317,434 외래(O.P) 48,583,891	988,292,603 131,337,135 856,955,468	11,475,215,804 212,878,706 11,262,337,098	107,276,172,323 38,052,215,862 69,223,956,461	80,450,912,118 30,900,118,990 49,550,793,129
1. 특정감염성 및 기생충성 질환 (A00 - B99)	계(T) 10,744,550 입원(I.P) 476,469 외래(O.P) 10,541,770	27,623,616 3,471,752 24,151,864	230,195,076 5,927,667 224,267,409	2,764,788,123 1,019,803,548 1,744,984,575	2,054,024,279 830,644,692 1,223,379,587
2. 신생물 (C00 - D48)	계(T) 4,722,625 입원(I.P) 713,940 외래(O.P) 4,664,180	35,542,342 13,966,985 21,575,357	422,757,864 26,238,354 396,519,510	12,342,858,833 6,469,896,656 5,872,962,178	10,759,989,785 5,637,528,561 5,122,461,224
3. 혈액 및 조혈기관의 질환과 면역기전을 침범한 특정 장애(D50 - D89)	계(T) 671,711 입원(I.P) 28,360 외래(O.P) 658,865	1,781,224 229,225 1,551,999	36,824,432 504,462 36,319,970	560,428,420 134,274,360 426,154,060	462,488,775 113,564,821 348,923,953
4. 내분비, 영양 및 대사질환 (E00 - E90)	계(T) 9,006,823 입원(I.P) 156,949 외래(O.P) 8,967,197	45,927,744 1,794,534 44,133,210	1,845,277,672 3,839,653 1,841,438,019	5,914,457,703 470,645,939 5,443,811,765	4,080,134,656 365,961,771 3,714,172,885
5. 정신 및 행동장애 (F00 - F99)	계(T) 4,016,061 입원(I.P) 218,939 외래(O.P) 3,901,299	56,059,216 28,567,310 27,491,906	703,825,261 30,131,049 673,694,212	5,257,053,107 2,660,271,037 2,596,782,070	3,931,909,814 2,028,362,501 1,903,547,313
6. 신경계의 질환 (G00 - G99)	계(T) 3,702,743 입원(I.P) 321,196 외래(O.P) 3,587,459	26,421,020 13,707,876 12,713,144	357,127,278 16,493,815 340,633,463	3,620,120,494 2,239,689,152 1,380,431,342	2,733,255,685 1,771,554,063 961,701,622
7. 눈및눈부숙기의 질환 (H00 - H59)	계(T) 15,282,594 입원(I.P) 472,256 외래(O.P) 15,271,357	39,855,753 855,809 38,999,944	236,807,295 1,723,849 235,083,446	4,388,458,650 905,673,750 3,482,784,900	3,129,054,108 723,575,000 2,405,479,108
8. 귀 및 유양돌기의 질환 (H60 - H95)	계(T) 6,135,257 입원(I.P) 102,445 외래(O.P) 6,109,533	17,618,025 388,913 17,229,112	109,439,670 1,110,237 108,329,433	1,097,517,767 171,361,492 926,156,275	756,664,974 121,997,222 634,667,752
9. 순환기계계의 질환 (I00 - I99)	계(T) 10,895,092 입원(I.P) 735,278 외래(O.P) 10,785,556	78,697,549 14,896,517 63,801,032	2,835,988,856 24,170,736 2,811,818,120	13,471,338,676 5,901,602,221 7,569,736,454	10,164,170,988 4,962,381,547 5,201,789,441
10. 호흡기계계의 질환 (J00 - J99)	계(T) 32,507,278 입원(I.P) 917,965 외래(O.P) 32,405,364	180,948,021 8,266,606 172,681,415	1,034,760,911 14,128,668 1,020,632,243	9,275,269,006 2,522,546,707 6,752,722,299	6,919,497,347 2,032,910,669 4,886,586,678
11. 소화기계계의 질환 (K00 - K93)	계(T) 31,520,637 입원(I.P) 736,006 외래(O.P) 31,444,383	122,311,158 4,662,585 117,648,573	717,240,534 10,896,949 706,343,585	12,140,829,348 2,552,044,516 9,588,784,832	8,577,234,685 1,957,001,820 6,620,232,864
12. 피부 및 피하조직의 질환 (L00 - L99)	계(T) 14,050,639 입원(I.P) 77,954 외래(O.P) 14,031,453	40,662,846 848,718 39,814,128	274,697,760 1,367,352 273,330,408	2,062,124,049 178,318,162 1,883,805,887	1,492,713,867 136,405,113 1,356,308,754
13. 근골격계 및 결합조직의 질환 (M00 - M99)	계(T) 18,924,989 입원(I.P) 977,470 외래(O.P) 18,859,825	138,638,155 10,733,013 127,905,142	1,179,712,843 24,329,413 1,155,383,430	11,662,536,482 3,342,297,738 8,320,238,744	8,342,575,508 2,509,685,699 5,832,889,809
14. 비뇨생식기계계의 질환 (N00 - N99)	계(T) 10,218,515 입원(I.P) 486,385 외래(O.P) 10,149,937	46,451,003 4,474,929 41,976,074	716,215,596 8,028,251 708,187,345	7,149,862,123 1,630,865,380 5,518,996,743	5,374,825,982 1,301,947,706 4,072,878,276
15. 임신, 출산 및 산욕 (O00 - O99)	계(T) 345,105 입원(I.P) 242,779 외래(O.P) 249,066	2,297,510 1,467,606 829,904	5,874,435 2,370,782 3,503,653	786,662,900 694,607,292 92,055,608	690,266,958 621,367,510 68,899,449
16. 주산기에 기원한 특정병태 (P00 - P96)	계(T) 111,212 입원(I.P) 36,820 외래(O.P) 98,447	720,287 479,017 241,270	1,029,693 565,054 464,639	399,376,050 382,904,800 16,471,250	394,926,024 379,830,029 15,095,995
17. 선천성기형, 변형 및 염색체 이상 (Q00 - Q99)	계(T) 373,858 입원(I.P) 35,358 외래(O.P) 369,240	1,411,582 290,397 1,121,185	16,320,760 615,689 15,705,071	454,163,097 295,885,907 158,277,190	389,843,472 271,091,437 118,752,035
18. 달리 분류되지 않은 증상, 징후와 임상 및 검사 의 이상 소견(R00 - R99)	계(T) 10,871,076 입원(I.P) 738,467 외래(O.P) 10,549,998	26,178,178 2,341,845 23,836,333	271,395,076 5,295,506 266,099,570	2,973,890,464 824,440,125 2,149,450,339	1,897,549,396 630,800,180 1,266,749,216
19. 손상, 중독 및 외인에 의한 특정 기타 결과(S00 - T98)	계(T) 15,044,634 입원(I.P) 1,089,486 외래(O.P) 14,867,522	65,173,106 13,415,553 51,757,553	240,711,193 23,365,216 217,345,977	6,809,962,106 3,848,551,383 2,761,410,723	4,742,993,172 2,920,905,033 1,822,088,139
21. 건강상태 및 보건서비스 접촉에 영향을 주는 요인(Z00 - Z99)	계(T) 7,151,288 입원(I.P) 639,972 외래(O.P) 6,695,736	20,079,053 4,378,396 15,700,657	106,199,036 8,734,822 97,464,214	2,950,801,114 1,207,771,869 1,743,029,245	2,422,946,847 1,072,552,111 1,350,394,736
22. 특수목적코드(U00 - U99)	계(T) 8,026,034 입원(I.P) 258,334 외래(O.P) 7,854,439	13,672,870 2,072,676 11,600,194	58,883,985 3,008,660 55,875,325	1,224,295,639 591,733,930 632,561,709	1,009,920,586 503,594,606 506,325,980
기타 (Others)	계(T) 40,820 입원(I.P) 1,483 외래(O.P) 40,051	222,345 26,873 195,472	73,930,578 32,522 73,898,056	169,378,174 7,029,898 162,348,275	123,925,210 6,456,898 117,468,312

주 : 1) 진료일 기준
(한약분류 제외, 요양급여일수, 진료비와 급여비는 약국포함)
2) 진료실인원수 계는 중복제거값임

Note : 1) Based on the Treatment Month (excluding herbal medicine, including pharmacy in Treatment Days, Treatment Amount and Benefit Amount)
2) The total number of patients in the treatment room is calculated by removing duplicates

제VI-2표
Table VI-2

298 질병분류별
Benefits by Classification of 298

구 분 Division			총 계 G.T					0 세	
			진료실인원수 Patients	입내원일수 Visits	요양급여일수 Reimbursed Days	진료비 Medical Expense	급여비 Benefit	진료실인원수 Patients	입내원일수 Visits
총계 Total	계 합계	T I.P O.P	48,767,822 7,317,434 48,583,891	988,292,603 131,337,135 856,955,468	11,475,215,804 212,878,706 11,262,337,098	107,276,172,323 38,052,215,862 69,223,956,461	80,450,912,118 30,900,118,990 49,550,793,129	234,354 227,178 211,370	4,015,439 1,722,370 2,293,069
001	계	S.T	74	110	213,220	492,958	359,681	-	-
	입원	I.P	4	19	34	5,315	4,295	-	-
	외래	O.P	70	91	213,186	487,643	355,387	-	-
002	계	S.T	130	661	2,889	196,854	158,786	-	-
	입원	I.P	50	520	882	186,229	152,059	-	-
	외래	O.P	92	141	2,007	10,625	6,727	-	-
003	계	S.T	105	501	2,230	147,410	117,919	1	1
	입원	I.P	59	393	736	139,623	112,986	-	-
	외래	O.P	61	108	1,494	7,787	4,933	1	1
004	계	S.T	3,574	6,725	49,820	438,514	319,937	2	5
	입원	I.P	56	550	843	134,840	103,326	-	-
	외래	O.P	3,534	6,175	48,977	303,674	216,611	2	5
005	계	S.T	4,389,408	7,772,714	39,756,322	570,177,482	411,662,637	40,278	83,006
	입원	I.P	238,373	936,175	2,072,366	254,988,783	197,664,962	1,303	3,876
	외래	O.P	4,256,966	6,836,539	37,683,956	315,188,699	213,997,675	39,804	79,130
006	계	S.T	923,646	1,586,450	7,642,499	148,207,524	115,692,210	5,346	10,860
	입원	I.P	52,208	338,495	627,093	96,962,103	79,565,227	662	3,348
	외래	O.P	886,554	1,247,955	7,015,406	51,245,422	36,126,983	4,875	7,512
007	계	S.T	28,925	355,184	3,363,755	106,516,867	102,247,141	3	5
	입원	I.P	8,784	194,062	298,755	75,083,099	71,665,299	1	2
	외래	O.P	26,858	161,122	3,065,000	31,433,768	30,581,841	2	3
008	계	S.T	5,354	64,813	639,302	18,818,837	17,198,986	3	5
	입원	I.P	1,275	36,078	56,841	14,850,479	13,602,711	-	-
	외래	O.P	4,957	28,735	582,461	3,968,357	3,596,275	3	5
009	계	S.T	11	17	388	4,101	3,176	-	-
	입원	I.P	1	5	11	2,736	2,189	-	-
	외래	O.P	10	12	377	1,365	987	-	-
010	계	S.T	9	49	617	14,462	10,365	-	-
	입원	I.P	2	31	44	12,638	9,364	-	-
	외래	O.P	9	18	573	1,824	1,001	-	-
011	계	S.T	121	636	2,780	37,113	26,249	-	-
	입원	I.P	7	456	569	27,125	19,530	-	-
	외래	O.P	115	180	2,211	9,988	6,719	-	-
012	계	S.T	1	1	6	95	73	-	-
	입원	I.P	-	-	-	-	-	-	-
	외래	O.P	1	1	6	95	73	-	-
013	계	S.T	458	1,527	5,743	674,744	519,276	-	-
	입원	I.P	26	995	1,294	639,518	495,041	-	-
	외래	O.P	441	532	4,449	35,226	24,234	-	-
014	계	S.T	-	-	-	-	-	-	-
	입원	I.P	-	-	-	-	-	-	-
	외래	O.P	-	-	-	-	-	-	-
015	계	S.T	434	1,559	5,496	296,458	257,703	23	93
	입원	I.P	201	1,131	2,048	271,035	239,726	15	80
	외래	O.P	281	428	3,448	25,423	17,977	11	13
016	계	S.T	15	214	654	49,105	39,920	1	11
	입원	I.P	6	187	242	46,913	38,489	1	10
	외래	O.P	11	27	412	2,191	1,431	1	1
017	계	S.T	61,915	1,161,235	1,518,096	332,897,562	269,429,133	1,145	4,914
	입원	I.P	55,988	1,145,621	1,284,168	331,001,251	268,204,392	645	4,008
	외래	O.P	8,303	15,614	233,928	1,896,311	1,224,741	711	906
018	계	S.T	171,625	506,020	4,493,987	70,211,508	49,413,469	539	1,725
	입원	I.P	7,291	98,994	164,804	37,348,643	29,664,335	137	755
	외래	O.P	167,601	407,026	4,329,183	32,862,865	19,749,134	461	970
019	계	S.T	151	563	2,211	177,163	168,175	25	252
	입원	I.P	22	201	242	154,476	153,464	18	196
	외래	O.P	142	362	1,969	22,686	14,711	19	56
020	계	S.T	5,151	11,929	41,127	1,059,413	684,942	-	-
	입원	I.P	213	546	1,645	165,684	125,789	-	-
	외래	O.P	5,115	11,383	39,482	893,729	559,152	-	-

주 : 1) 진료일 기준 (한의분류 제외, 요양급여일수, 진료비와 급여비는 약국포함)

2) 진료실인원수 계는 중복제거값임

연령별 진료현황(총계)

Disease Categories by Age(Total) <Cont'd>

(단위 : 명, 일, 천원)

Unit : Person, Day, KRW 1,000

0 Age			1 ~ 4 세				
요양급여일수 Reimbursed Days	진료비 Medical Expense	급여비 Benefit	진료실인원수 Patients	입내원일수 Visits	요양급여일수 Reimbursed Days	진료비 Medica Expense	급여비 Benefit
10,130,589	721,425,336	698,672,887	1,104,891	44,238,899	195,163,772	2,043,558,777	1,693,667,012
2,034,528	631,095,581	618,764,607	323,195	2,347,094	4,404,630	613,726,161	554,290,729
8,096,061	90,329,755	79,908,281	1,104,728	41,891,805	190,759,142	1,429,832,616	1,139,376,283
24	91	75	4	4	780	2,589	2,250
-	-	-	-	-	-	-	-
24	91	75	4	4	780	2,589	2,250
-	-	-	4	20	103	5,943	5,465
-	-	-	3	19	32	5,662	5,242
-	-	-	1	1	71	282	223
1	21	19	6	16	37	2,889	2,606
-	-	-	2	11	18	2,513	2,307
1	21	19	4	5	19	376	299
32	149	132	174	519	3,750	16,494	13,371
-	-	-	1	3	6	408	377
32	149	132	174	516	3,744	16,086	12,994
395,253	3,787,691	3,416,347	453,043	1,103,673	5,415,450	51,794,879	42,461,774
7,832	997,868	929,339	22,194	65,687	135,420	13,523,087	12,129,993
387,421	2,789,823	2,487,008	445,933	1,037,986	5,280,030	38,271,793	30,331,781
41,355	1,242,075	1,146,770	75,019	175,477	644,969	19,977,175	17,597,983
6,038	960,168	895,242	13,159	68,680	122,322	15,877,889	14,370,866
35,317	281,908	251,527	65,571	106,797	522,647	4,099,285	3,227,117
5	909	855	7	12	109	3,570	3,303
2	771	730	1	4	11	3,099	2,854
3	138	125	6	8	98	471	449
14	140	117	10	48	362	9,466	8,395
-	-	-	5	19	88	8,223	7,526
14	140	117	9	29	274	1,244	870
-	-	-	-	-	19	99	87
-	-	-	-	-	-	-	-
-	-	-	-	-	19	99	87
-	-	-	-	-	-	-	-
-	-	-	-	-	-	-	-
-	-	-	-	-	-	-	-
-	-	-	-	-	22	79	62
-	-	-	-	-	-	-	-
-	-	-	-	-	22	79	62
-	-	-	-	-	-	-	-
-	-	-	-	-	-	-	-
-	-	-	-	-	5	14	11
-	-	-	-	-	-	-	-
-	-	-	-	-	5	14	11
-	-	-	-	-	-	-	-
-	-	-	-	-	-	-	-
220	19,036	17,587	121	467	1,362	82,768	74,486
158	18,346	16,980	69	356	635	77,291	70,230
62	690	607	71	111	727	5,477	4,255
11	9,558	9,160	3	14	27	4,163	2,846
10	9,533	9,140	1	10	17	4,002	2,761
1	25	20	3	4	10	161	84
9,592	1,693,109	1,553,992	1,715	5,147	14,500	1,294,330	1,159,669
6,837	1,652,589	1,519,296	396	2,864	5,531	1,169,818	1,057,719
2,755	40,519	34,695	1,443	2,283	8,969	124,513	101,950
4,752	259,048	232,760	9,509	32,905	121,369	1,885,826	1,594,408
1,291	228,825	206,003	1,062	4,941	9,199	1,013,999	901,514
3,461	30,223	26,757	8,824	27,964	112,170	871,827	692,894
364	156,760	155,119	30	102	138	8,015	5,878
216	152,942	152,238	2	5	12	1,430	1,142
148	3,819	2,881	29	97	126	6,585	4,735
-	-	-	3	6	9	1,325	1,246
-	-	-	1	2	5	1,135	1,081
-	-	-	2	4	4	190	165

Note : 1) Based on the Treatment Month (excluding herbal medicine, including pharmacy in Reimbursed Days, Medical Expense and Benefit)

2) The total number of patients in the treatment room is calculated by removing duplicates

제VI-2표
Table VI-2

298 질병분류별
Benefits by Classification of 298

구 분 Division			5 ~ 9 세					10 세 ~	
			진료실인원수 Patients	입내원일수 Visits	요양급여일수 Reimbursed Days	진료비 Medical Expense	급여비 Benefit	진료실인원수 Patients	입내원일수 Visits
총계 Total	계	T	1,956,207	49,199,103	219,637,691	2,431,746,551	1,804,377,069	2,232,948	31,777,858
	입원	I.P	250,399	1,439,582	2,854,079	399,185,138	357,611,432	152,082	909,191
	외래	O.P	1,956,106	47,759,521	216,783,612	2,032,561,413	1,446,765,637	2,232,659	30,868,667
001	계	S.T	3	3	359	4,333	3,159	-	-
	입원	I.P	-	-	-	-	-	-	-
	외래	O.P	3	3	359	4,333	3,159	-	-
002	계	S.T	9	47	114	11,336	9,556	7	61
	입원	I.P	4	36	55	10,925	9,309	5	56
	외래	O.P	6	11	59	411	247	4	5
003	계	S.T	12	72	122	17,683	16,275	10	31
	입원	I.P	9	64	95	17,297	16,013	3	20
	외래	O.P	6	8	27	386	262	7	11
004	계	S.T	249	611	4,415	20,510	15,298	136	209
	입원	I.P	-	-	-	-	-	1	1
	외래	O.P	249	611	4,415	20,510	15,298	135	208
005	계	S.T	541,574	1,057,587	4,816,682	51,653,360	39,027,787	328,776	543,865
	입원	I.P	22,516	71,789	143,664	14,697,065	13,068,588	11,582	40,039
	외래	O.P	533,072	985,798	4,673,018	36,956,295	25,959,199	323,271	503,826
006	계	S.T	81,836	152,329	586,794	13,708,265	11,531,486	56,336	93,431
	입원	I.P	8,907	43,146	79,369	9,794,866	8,774,757	3,619	18,950
	외래	O.P	75,263	109,183	507,425	3,913,400	2,756,729	53,639	74,481
007	계	S.T	6	14	20	4,465	4,032	36	221
	입원	I.P	1	5	5	3,569	3,354	8	118
	외래	O.P	5	9	15	896	679	33	103
008	계	S.T	12	30	297	3,035	1,854	16	31
	입원	I.P	-	-	-	-	-	-	-
	외래	O.P	12	30	297	3,035	1,854	16	31
009	계	S.T	3	3	24	175	120	-	-
	입원	I.P	-	-	-	-	-	-	-
	외래	O.P	3	3	24	175	120	-	-
010	계	S.T	-	-	-	-	-	-	-
	입원	I.P	-	-	-	-	-	-	-
	외래	O.P	-	-	-	-	-	-	-
011	계	S.T	-	-	3	19	12	-	-
	입원	I.P	-	-	-	-	-	-	-
	외래	O.P	-	-	3	19	12	-	-
012	계	S.T	-	-	-	-	-	-	-
	입원	I.P	-	-	-	-	-	-	-
	외래	O.P	-	-	-	-	-	-	-
013	계	S.T	4	4	13	122	84	6	6
	입원	I.P	-	-	-	-	-	-	-
	외래	O.P	4	4	13	122	84	6	6
014	계	S.T	-	-	-	-	-	-	-
	입원	I.P	-	-	-	-	-	-	-
	외래	O.P	-	-	-	-	-	-	-
015	계	S.T	192	666	2,575	116,203	100,274	63	206
	입원	I.P	80	459	824	103,508	91,650	25	141
	외래	O.P	131	207	1,751	12,695	8,624	43	65
016	계	S.T	1	1	10	65	45	-	-
	입원	I.P	-	-	-	-	-	-	-
	외래	O.P	1	1	10	65	45	-	-
017	계	S.T	841	2,592	8,024	908,343	812,606	255	967
	입원	I.P	124	1,382	2,422	828,608	752,634	64	653
	외래	O.P	735	1,210	5,602	79,734	59,973	212	314
018	계	S.T	10,332	29,763	120,949	1,565,169	1,241,609	6,114	13,383
	입원	I.P	668	3,001	5,893	668,328	595,733	190	1,002
	외래	O.P	9,877	26,762	115,056	896,841	645,876	5,983	12,381
019	계	S.T	4	6	23	278	145	1	1
	입원	I.P	-	-	-	-	-	-	-
	외래	O.P	4	6	23	278	145	1	1
020	계	S.T	5	5	12	199	126	3	5
	입원	I.P	-	-	-	-	-	-	-
	외래	O.P	5	5	12	199	126	3	5

주 : 1) 진료일 기준 (한의분류 제외, 요양급여일수, 진료비와 급여비는 약국포함)
2) 진료실인원수 계는 중복제거값임

연령별 진료현황(총계) <계속>

Disease Categories by Age(Total) <Cont'd>

(단위 : 명, 일, 천원)

Unit : Person, Day, KRW 1,000

14 세			15 ~ 19 세				
요양급여일수 Reimbursed Days	진료비 Medical Expense	급여비 Benefit	진료실인원수 Patients	입내원일수 Visits	요양급여일수 Reimbursed Days	진료비 Medica Expense	급여비 Benefit
143,110,981	1,895,795,067	1,358,707,472	2,177,075	26,488,431	132,554,976	1,659,451,498	1,206,730,540
1,881,568	304,454,040	270,827,909	157,370	1,091,675	2,263,780	391,098,268	316,515,545
141,229,413	1,591,341,027	1,087,879,562	2,176,400	25,396,756	130,291,196	1,268,353,230	890,214,996
598	4,681	3,309	4	5	524	1,465	1,033
-	-	-	-	-	-	-	-
598	4,681	3,309	4	5	524	1,465	1,033
123	22,910	20,799	9	28	46	5,799	4,320
76	22,404	20,512	2	15	25	5,358	4,086
47	507	287	7	13	21	441	234
65	7,504	6,084	7	38	77	11,048	9,378
32	6,449	5,405	5	33	53	10,703	9,226
33	1,055	679	3	5	24	345	152
1,527	8,458	5,851	221	318	2,080	13,332	9,740
3	189	178	1	6	13	1,308	1,218
1,524	8,269	5,673	220	312	2,067	12,023	8,522
2,215,449	26,488,199	19,357,436	305,584	544,294	1,910,983	26,807,663	18,883,272
79,345	8,420,905	7,440,599	11,458	39,616	85,996	9,672,061	7,578,911
2,136,104	18,067,294	11,916,837	299,739	504,678	1,824,987	17,135,602	11,304,361
355,517	6,785,671	5,538,934	63,889	104,117	361,008	5,296,539	3,940,616
35,092	4,342,117	3,869,801	1,956	9,666	18,928	2,468,010	1,982,598
320,425	2,443,554	1,669,133	62,556	94,451	342,080	2,828,530	1,958,019
2,102	62,349	59,988	184	1,128	16,027	226,678	218,154
188	50,688	49,483	29	238	564	114,174	110,856
1,914	11,660	10,505	179	890	15,463	112,504	107,298
500	3,513	2,015	27	214	2,561	53,184	47,003
-	-	-	6	96	169	40,513	36,336
500	3,513	2,015	27	118	2,392	12,672	10,666
2	13	9	-	-	10	43	30
-	-	-	-	-	-	-	-
2	13	9	-	-	10	43	30
30	44	31	-	-	-	-	-
-	-	-	-	-	-	-	-
30	44	31	-	-	-	-	-
13	31	21	1	1	4	36	26
-	-	-	-	-	-	-	-
13	31	21	1	1	4	36	26
-	-	-	-	-	-	-	-
-	-	-	-	-	-	-	-
-	-	-	-	-	-	-	-
31	524	370	13	14	52	791	544
-	-	-	-	-	-	-	-
31	524	370	13	14	52	791	544
-	-	-	-	-	-	-	-
-	-	-	-	-	-	-	-
-	-	-	-	-	-	-	-
707	39,548	33,846	7	33	87	10,229	8,197
230	35,583	31,147	4	26	42	9,825	7,954
477	3,964	2,699	4	7	45	403	243
4	16	11	-	-	-	-	-
-	-	-	-	-	-	-	-
4	16	11	-	-	-	-	-
3,510	371,102	329,047	139	1,097	2,906	538,943	432,661
1,397	339,174	306,228	52	941	1,300	523,474	422,665
2,113	31,927	22,819	98	156	1,606	15,469	9,997
60,416	707,834	539,551	4,834	9,092	46,454	613,217	443,992
1,926	253,667	226,618	84	572	1,098	198,531	157,277
58,490	454,167	312,933	4,783	8,520	45,356	414,686	286,715
6	40	24	1	1	44	147	45
-	-	-	-	-	-	-	-
6	40	24	1	1	44	147	45
16	187	131	78	252	681	21,694	13,847
-	-	-	5	23	71	8,348	6,428
16	187	131	76	229	610	13,346	7,419

Note : 1) Based on the Treatment Month (excluding herbal medicine, including pharmacy in Reimbursed Days, Medical Expense and Benefit)

2) The total number of patients in the treatment room is calculated by removing duplicates

제VI-2표
Table VI-2

298 질병분류별
Benefits by Classification of 298

구 분 Division			20 ~ 24 세					25 세 ~	
			진료실인원수 Patients	입내원일수 Visits	요양급여일수 Reimbursed Days	진료비 Medical Expense	급여비 Benefit	진료실인원수 Patients	입내원일수 Visits
총계 Total	계	T	2,592,759	25,134,238	147,371,478	2,019,561,452	1,450,318,352	3,262,620	34,063,541
	입원	I.P	200,484	1,395,847	2,842,002	497,268,778	384,955,362	287,460	1,835,904
	외래	O.P	2,590,784	23,738,391	144,529,476	1,522,292,673	1,065,362,990	3,260,120	32,227,637
001	계	S.T	4	4	1,743	3,478	2,478	3	3
	입원	I.P	-	-	-	-	-	-	-
	외래	O.P	4	4	1,743	3,478	2,478	3	3
002	계	S.T	6	8	10	375	184	8	34
	입원	I.P	-	-	-	-	-	2	22
	외래	O.P	6	8	10	375	184	6	12
003	계	S.T	6	27	78	8,410	6,572	4	20
	입원	I.P	4	25	41	8,273	6,479	3	19
	외래	O.P	2	2	37	137	93	1	1
004	계	S.T	196	276	1,725	11,675	8,245	233	326
	입원	I.P	2	6	11	1,409	1,164	7	36
	외래	O.P	195	270	1,714	10,266	7,081	229	290
005	계	S.T	227,524	333,249	1,288,652	25,853,344	17,553,746	304,657	433,855
	입원	I.P	13,419	39,640	94,258	11,691,394	8,698,291	17,324	45,968
	외래	O.P	219,563	293,609	1,194,394	14,161,950	8,855,455	294,360	387,887
006	계	S.T	52,527	71,156	283,330	4,716,454	3,376,843	71,032	93,586
	입원	I.P	1,603	7,344	15,975	2,230,348	1,693,448	2,012	8,736
	외래	O.P	51,392	63,812	267,355	2,486,106	1,683,394	69,672	84,850
007	계	S.T	396	2,987	37,738	799,297	774,992	753	5,702
	입원	I.P	71	905	1,827	459,416	444,082	124	1,394
	외래	O.P	385	2,082	35,911	339,881	330,910	746	4,308
008	계	S.T	85	853	9,254	282,082	257,279	253	1,850
	입원	I.P	18	340	687	201,724	181,661	37	353
	외래	O.P	80	513	8,567	80,358	75,618	248	1,497
009	계	S.T	-	-	12	66	47	1	5
	입원	I.P	-	-	-	-	-	1	5
	외래	O.P	-	-	12	66	47	-	-
010	계	S.T	-	-	-	-	-	-	-
	입원	I.P	-	-	-	-	-	-	-
	외래	O.P	-	-	-	-	-	-	-
011	계	S.T	1	1	45	137	96	2	2
	입원	I.P	-	-	-	-	-	-	-
	외래	O.P	1	1	45	137	96	2	2
012	계	S.T	-	-	-	-	-	-	-
	입원	I.P	-	-	-	-	-	-	-
	외래	O.P	-	-	-	-	-	-	-
013	계	S.T	25	31	161	3,328	2,315	40	43
	입원	I.P	2	3	14	1,719	1,232	-	-
	외래	O.P	23	28	147	1,609	1,083	40	43
014	계	S.T	-	-	-	-	-	-	-
	입원	I.P	-	-	-	-	-	-	-
	외래	O.P	-	-	-	-	-	-	-
015	계	S.T	-	-	-	-	-	1	12
	입원	I.P	-	-	-	-	-	1	12
	외래	O.P	-	-	-	-	-	-	-
016	계	S.T	3	33	57	9,908	7,701	1	2
	입원	I.P	1	17	27	9,303	7,339	-	-
	외래	O.P	2	16	30	605	362	1	2
017	계	S.T	134	1,069	2,381	538,537	440,778	181	1,661
	입원	I.P	74	935	1,496	525,019	432,815	91	1,509
	외래	O.P	77	134	885	13,518	7,963	105	152
018	계	S.T	9,544	15,258	83,693	1,237,345	863,928	14,792	22,954
	입원	I.P	64	731	1,159	300,185	230,716	56	337
	외래	O.P	9,494	14,527	82,534	937,160	633,212	14,747	22,617
019	계	S.T	4	10	14	515	317	12	30
	입원	I.P	-	-	-	-	-	-	-
	외래	O.P	4	10	14	515	317	12	30
020	계	S.T	614	1,464	4,058	118,717	74,959	989	2,216
	입원	I.P	17	39	128	12,848	9,762	36	84
	외래	O.P	612	1,425	3,930	105,869	65,197	985	2,132

주 : 1) 진료일 기준 (한의원류 제외, 요양급여일수, 진료비와 급여비는 약국포함)

2) 진료실인원수 계는 중복제거값임

연령별 진료현황(총계) <계속>

Disease Categories by Age(Total) <Cont'd>

(단위 : 명, 일, 천원)

Unit : Person, Day, KRW 1,000

29 세			30 ~ 34 세				
요양급여일수 Reimbursed Days	진료비 Medical Expense	급여비 Benefit	진료실인원수 Patients	입내원일수 Visits	요양급여일수 Reimbursed Days	진료비 Medical Expense	급여비 Benefit
213,777,885	2,905,113,132	2,102,924,552	3,289,879	40,382,910	268,079,780	3,791,867,011	2,789,025,718
3,740,763	693,989,456	546,232,844	383,670	2,515,311	4,970,750	1,008,316,324	817,605,929
210,037,122	2,211,123,675	1,556,691,708	3,287,613	37,867,599	263,109,030	2,783,550,687	1,971,419,789
1,826	5,160	3,632	3	10	3,030	10,087	7,767
-	-	-	1	8	15	2,551	2,113
1,826	5,160	3,632	2	2	3,015	7,536	5,654
70	6,168	4,823	12	56	95	18,955	14,690
27	5,489	4,393	3	38	55	17,970	14,202
43	680	430	10	18	40	985	488
50	4,932	3,741	5	21	79	8,390	6,553
35	4,852	3,689	4	20	44	8,274	6,471
15	80	52	1	1	35	116	82
1,839	24,024	17,021	246	396	2,848	38,010	28,175
67	11,777	8,685	4	15	53	8,143	6,220
1,772	12,247	8,336	245	381	2,795	29,868	21,955
1,784,103	33,485,947	22,612,280	299,034	421,250	1,866,807	30,548,770	20,620,866
115,224	13,842,699	10,298,526	14,583	36,447	93,391	11,039,283	8,212,420
1,668,879	19,643,248	12,313,753	290,120	384,803	1,773,416	19,509,487	12,408,446
399,361	6,379,848	4,557,399	66,922	87,360	404,618	5,478,432	3,872,859
19,563	2,803,219	2,133,750	1,501	6,027	13,730	1,885,653	1,434,057
379,798	3,576,629	2,423,649	65,861	81,333	390,888	3,592,779	2,438,802
78,004	1,869,119	1,822,102	827	6,171	82,925	1,622,391	1,572,483
2,751	779,176	752,187	130	1,489	3,221	724,895	694,851
75,253	1,089,943	1,069,915	815	4,682	79,704	897,496	877,632
27,521	416,161	384,184	309	2,346	37,295	594,511	542,714
707	215,619	199,793	41	514	1,137	294,436	259,368
26,814	200,542	184,391	304	1,832	36,158	300,075	283,346
11	2,736	2,189	1	1	9	66	46
11	2,736	2,189	-	-	-	-	-
-	-	-	1	1	9	66	46
-	-	-	1	1	6	34	20
-	-	-	-	-	-	-	-
-	-	-	1	1	6	34	20
5	50	35	3	8	55	841	374
-	-	-	-	-	-	-	-
5	50	35	3	8	55	841	374
-	-	-	-	-	-	-	-
-	-	-	-	-	-	-	-
-	-	-	-	-	-	-	-
154	2,105	1,471	55	57	188	2,812	1,938
-	-	-	-	-	-	-	-
154	2,105	1,471	55	57	188	2,812	1,938
-	-	-	-	-	-	-	-
-	-	-	-	-	-	-	-
-	-	-	-	-	-	-	-
19	3,512	2,752	-	-	30	55	39
19	3,512	2,752	-	-	-	-	-
-	-	-	-	-	30	55	39
19	236	165	1	1	8	37	26
-	-	-	-	-	-	-	-
19	236	165	1	1	8	37	26
2,916	768,390	616,950	213	1,929	3,821	1,118,147	924,407
2,046	752,222	607,787	97	1,744	2,186	1,099,987	913,923
870	16,168	9,163	135	185	1,635	18,160	10,484
127,040	1,645,303	1,132,413	15,795	24,905	131,880	1,893,794	1,322,399
620	140,891	114,024	92	765	1,335	292,283	235,431
126,420	1,504,412	1,018,388	15,743	24,140	130,545	1,601,511	1,086,968
44	1,098	661	8	15	43	687	330
-	-	-	-	-	-	-	-
44	1,098	661	8	15	43	687	330
5,881	197,630	127,824	949	2,177	6,647	185,758	119,716
271	27,099	20,222	27	71	194	19,656	15,020
5,610	170,530	107,602	946	2,106	6,453	166,103	104,696

Note : 1) Based on the Treatment Month (excluding herbal medicine, including pharmacy in Reimbursed Days, Medical Expense and Benefit)

2) The total number of patients in the treatment room is calculated by removing duplicates

제VI-2표
Table VI-2

298 질병분류별
Benefits by Classification of 298

구 분 Division			35 ~ 39 세					40 세 ~	
			진료실인원수 Patients	입내원일수 Visits	요양급여일수 Reimbursed Days	진료비 Medical Expense	급여비 Benefit	진료실인원수 Patients	입내원일수 Visits
총계 Total	계	T	3,069,491	41,061,984	321,488,134	3,934,600,632	2,879,313,235	3,804,069	51,637,581
	입원	I.P	354,733	2,504,801	5,100,992	1,032,591,176	832,522,767	406,681	3,266,184
	외래	O.P	3,067,402	38,557,183	316,387,142	2,902,009,456	2,046,790,468	3,801,079	48,371,397
001	계	S.T	2	4	3,296	9,642	6,977	4	4
	입원	I.P	1	3	6	1,523	1,237	-	-
	외래	O.P	1	1	3,290	8,119	5,740	4	4
002	계	S.T	7	33	47	12,049	9,573	4	4
	입원	I.P	1	21	21	11,464	9,269	-	-
	외래	O.P	7	12	26	585	304	4	4
003	계	S.T	4	24	51	6,476	5,244	3	3
	입원	I.P	3	21	39	6,375	5,183	-	-
	외래	O.P	3	3	12	100	60	3	3
004	계	S.T	207	309	2,200	19,122	13,325	209	345
	입원	I.P	4	14	33	4,504	3,359	3	12
	외래	O.P	203	295	2,167	14,618	9,966	208	333
005	계	S.T	257,472	368,087	1,767,751	25,751,410	17,459,592	266,716	388,242
	입원	I.P	10,843	29,212	75,011	8,729,247	6,483,344	11,349	34,090
	외래	O.P	250,714	338,875	1,692,740	17,022,164	10,976,247	259,503	354,152
006	계	S.T	55,466	73,129	366,364	4,397,409	3,107,541	55,781	77,070
	입원	I.P	1,079	4,549	10,093	1,346,562	1,025,460	1,291	5,888
	외래	O.P	54,682	68,580	356,271	3,050,847	2,082,081	54,860	71,182
007	계	S.T	921	7,826	101,623	2,272,348	2,202,667	1,204	9,503
	입원	I.P	155	2,166	3,979	1,019,695	976,326	208	2,675
	외래	O.P	902	5,660	97,644	1,252,653	1,226,341	1,180	6,828
008	계	S.T	279	2,514	30,814	791,355	737,554	368	3,428
	입원	I.P	32	786	1,337	458,403	422,227	54	1,600
	외래	O.P	272	1,728	29,477	332,952	315,327	360	1,828
009	계	S.T	-	-	5	38	27	2	2
	입원	I.P	-	-	-	-	-	-	-
	외래	O.P	-	-	5	38	27	2	2
010	계	S.T	-	-	5	12	8	2	22
	입원	I.P	-	-	-	-	-	1	15
	외래	O.P	-	-	5	12	8	2	7
011	계	S.T	6	9	85	562	395	4	5
	입원	I.P	-	-	-	-	-	-	-
	외래	O.P	6	9	85	562	395	4	5
012	계	S.T	-	-	2	8	5	-	-
	입원	I.P	-	-	-	-	-	-	-
	외래	O.P	-	-	2	8	5	-	-
013	계	S.T	38	55	364	3,361	2,089	52	67
	입원	I.P	-	-	-	-	-	1	6
	외래	O.P	38	55	364	3,361	2,089	51	61
014	계	S.T	-	-	-	-	-	-	-
	입원	I.P	-	-	-	-	-	-	-
	외래	O.P	-	-	-	-	-	-	-
015	계	S.T	4	5	41	186	124	8	8
	입원	I.P	-	-	-	-	-	-	-
	외래	O.P	4	5	41	186	124	8	8
016	계	S.T	-	-	-	-	-	-	-
	입원	I.P	-	-	-	-	-	-	-
	외래	O.P	-	-	-	-	-	-	-
017	계	S.T	253	2,555	4,851	1,219,683	986,553	429	6,087
	입원	I.P	128	2,325	2,937	1,197,212	972,950	293	5,782
	외래	O.P	138	230	1,914	22,471	13,603	170	305
018	계	S.T	13,200	22,508	121,905	1,814,854	1,273,452	13,846	24,176
	입원	I.P	87	898	1,480	422,469	337,351	121	1,565
	외래	O.P	13,143	21,610	120,425	1,392,385	936,102	13,776	22,611
019	계	S.T	7	18	58	1,447	873	5	5
	입원	I.P	-	-	-	-	-	-	-
	외래	O.P	7	18	58	1,447	873	5	5
020	계	S.T	566	1,315	3,601	114,036	75,276	487	1,069
	입원	I.P	22	65	162	17,051	13,046	20	45
	외래	O.P	564	1,250	3,439	96,985	62,230	485	1,024

주 : 1) 진료일 기준 (한의분류 제외, 요양급여일수, 진료비와 급여비는 약국포함)

2) 진료실인원수 계는 중복제거값임

연령별 진료현황(총계) <계속>

Disease Categories by Age(Total) <Cont'd>

(단위 : 명, 일, 천원)

Unit : Person, Day, KRW 1,000

44 세			45 ~ 49 세				
요양급여일수 Reimbursed Days	진료비 Medical Expense	급여비 Benefit	진료실인원수 Patients	입내원일수 Visits	요양급여일수 Reimbursed Days	진료비 Medical Expense	급여비 Benefit
508,752,419	5,158,525,426	3,746,425,685	3,588,708	52,380,204	627,278,586	5,534,904,690	4,049,039,324
6,934,031	1,329,220,333	1,052,458,978	400,327	3,886,629	8,062,563	1,539,364,071	1,225,047,334
501,818,388	3,829,305,092	2,693,966,707	3,585,206	48,493,575	619,216,023	3,995,540,619	2,823,991,990
6,660	13,026	9,794	4	6	5,593	11,810	8,462
-	-	-	-	-	-	-	-
6,660	13,026	9,794	4	6	5,593	11,810	8,462
40	173	111	12	28	156	3,076	2,310
-	-	-	1	9	13	2,157	1,796
40	173	111	11	19	143	919	514
60	179	129	1	1	28	127	89
-	-	-	-	-	-	-	-
60	179	129	1	1	28	127	89
2,567	19,233	12,676	171	305	2,789	24,873	18,220
35	3,134	2,552	4	8	15	3,183	2,356
2,532	16,099	10,124	167	297	2,774	21,690	15,864
2,062,975	28,858,134	19,675,775	202,101	301,743	1,756,242	24,222,729	16,629,538
85,983	10,246,047	7,613,560	9,719	31,732	79,919	9,546,454	7,109,580
1,976,992	18,612,086	12,062,215	195,838	270,011	1,676,323	14,676,275	9,519,958
418,426	4,993,973	3,553,311	44,483	63,757	366,874	4,430,018	3,183,084
12,801	1,831,899	1,397,785	1,137	5,893	12,689	1,878,140	1,442,854
405,625	3,162,074	2,155,526	43,725	57,864	354,185	2,551,878	1,740,230
126,984	2,971,547	2,898,072	1,366	12,652	155,065	4,288,319	4,169,264
4,945	1,414,005	1,371,067	250	4,459	7,084	2,166,207	2,084,716
122,039	1,557,542	1,527,006	1,326	8,193	147,981	2,122,112	2,084,548
39,025	864,177	785,087	338	2,675	34,398	587,784	533,315
2,582	584,286	530,190	53	603	1,185	327,610	299,045
36,443	279,890	254,897	331	2,072	33,213	260,174	234,270
17	84	58	-	-	-	-	-
-	-	-	-	-	-	-	-
17	84	58	-	-	-	-	-
359	6,688	4,542	1	3	45	438	171
22	5,870	3,979	-	-	-	-	-
337	819	563	1	3	45	438	171
148	1,059	574	4	5	51	357	250
-	-	-	-	-	-	-	-
148	1,059	574	4	5	51	357	250
-	-	-	1	1	1	31	27
-	-	-	-	-	-	-	-
-	-	-	1	1	1	31	27
338	5,070	3,543	30	30	147	1,574	1,111
6	1,866	1,423	-	-	-	-	-
332	3,205	2,120	30	30	147	1,574	1,111
-	-	-	-	-	-	-	-
-	-	-	-	-	-	-	-
-	-	-	-	-	-	-	-
77	407	273	4	5	41	292	182
-	-	-	-	-	-	-	-
77	407	273	4	5	41	292	182
4	12	8	3	146	171	22,094	17,770
-	-	-	2	145	153	22,034	17,733
4	12	8	1	1	18	61	37
9,911	2,984,334	2,411,272	573	10,444	16,728	3,734,325	3,028,397
7,023	2,950,377	2,390,257	432	10,127	11,954	3,695,681	3,005,826
2,888	33,957	21,015	175	317	4,774	38,644	22,571
143,477	2,194,147	1,524,059	10,976	21,975	157,128	2,295,478	1,567,373
2,697	616,157	477,829	135	2,024	3,492	790,537	617,956
140,780	1,577,990	1,046,230	10,907	19,951	153,636	1,504,941	949,417
21	324	173	8	21	89	1,046	578
-	-	-	-	-	-	-	-
21	324	173	8	21	89	1,046	578
3,639	106,603	69,063	368	891	3,284	82,714	53,422
125	13,253	10,077	23	49	190	13,770	10,513
3,514	93,350	58,986	365	842	3,094	68,944	42,910

Note : 1) Based on the Treatment Month (excluding herbal medicine, including pharmacy in Reimbursed Days, Medical Expense and Benefit)

2) The total number of patients in the treatment room is calculated by removing duplicates

제VI-2표
Table VI-2

298 질병분류별
Benefits by Classification of 298

구 분 Division			50 ~ 54 세				55 세 ~		
			진료실인원수 Patients	입내원일수 Visits	요양급여일수 Reimbursed Days	진료비 Medical Expense	급여비 Benefit	진료실인원수 Patients	입내원일수 Visits
총계 Total	계	T	4,190,214	69,194,951	949,963,855	7,645,339,338	5,625,799,176	3,945,332	75,227,301
	입원	I.P	511,095	5,830,413	11,850,180	2,221,507,006	1,791,010,906	555,819	7,360,394
	외래	O.P	4,185,315	63,364,538	938,113,675	5,423,832,332	3,834,788,271	3,939,607	67,866,907
001	계	S.T	7	8	15,930	27,762	19,827	8	8
	입원	I.P	-	-	-	-	-	-	-
	외래	O.P	7	8	15,930	27,762	19,827	8	8
002	계	S.T	7	20	115	4,062	3,173	13	58
	입원	I.P	2	13	23	3,758	2,973	5	46
	외래	O.P	5	7	92	304	200	10	12
003	계	S.T	2	5	31	3,103	2,290	7	23
	입원	I.P	1	4	9	3,000	2,213	3	15
	외래	O.P	1	1	22	104	77	5	8
004	계	S.T	212	396	2,658	31,553	21,606	212	403
	입원	I.P	5	34	61	12,602	10,049	3	38
	외래	O.P	208	362	2,597	18,951	11,557	210	365
005	계	S.T	210,279	324,834	2,037,678	29,289,658	20,173,026	191,684	307,932
	입원	I.P	11,725	42,317	104,738	12,604,523	9,369,909	12,194	47,751
	외래	O.P	202,684	282,517	1,932,940	16,685,134	10,803,117	183,940	260,181
006	계	S.T	47,936	71,673	434,900	5,578,935	4,050,159	45,848	71,157
	입원	I.P	1,420	8,117	17,192	2,713,418	2,097,586	1,533	8,669
	외래	O.P	46,939	63,556	417,708	2,865,517	1,952,573	44,803	62,488
007	계	S.T	1,981	18,644	227,521	5,676,449	5,494,838	2,336	23,043
	입원	I.P	410	6,855	11,570	2,997,064	2,874,999	475	8,777
	외래	O.P	1,926	11,789	215,951	2,679,385	2,619,839	2,259	14,266
008	계	S.T	471	4,808	51,321	1,200,916	1,093,416	463	5,256
	입원	I.P	78	2,297	3,651	865,579	791,229	87	2,532
	외래	O.P	449	2,511	47,670	335,337	302,187	439	2,724
009	계	S.T	-	-	-	-	-	1	1
	입원	I.P	-	-	-	-	-	-	-
	외래	O.P	-	-	-	-	-	1	1
010	계	S.T	-	-	-	-	-	1	1
	입원	I.P	-	-	-	-	-	-	-
	외래	O.P	-	-	-	-	-	1	1
011	계	S.T	5	6	66	238	160	6	8
	입원	I.P	-	-	-	-	-	-	-
	외래	O.P	5	6	66	238	160	6	8
012	계	S.T	-	-	2	46	32	-	-
	입원	I.P	-	-	-	-	-	-	-
	외래	O.P	-	-	2	46	32	-	-
013	계	S.T	34	115	259	103,333	80,434	38	76
	입원	I.P	1	73	73	101,161	78,940	2	34
	외래	O.P	33	42	186	2,172	1,494	36	42
014	계	S.T	-	-	-	-	-	-	-
	입원	I.P	-	-	-	-	-	-	-
	외래	O.P	-	-	-	-	-	-	-
015	계	S.T	1	1	4	636	501	1	1
	입원	I.P	1	1	4	636	501	-	-
	외래	O.P	-	-	-	-	-	1	1
016	계	S.T	-	-	6	22	14	1	1
	입원	I.P	-	-	-	-	-	-	-
	외래	O.P	-	-	6	22	14	1	1
017	계	S.T	1,005	19,442	30,715	7,956,890	6,535,392	1,434	25,947
	입원	I.P	844	18,954	22,277	7,901,944	6,504,066	1,239	25,383
	외래	O.P	231	488	8,438	54,946	31,327	284	564
018	계	S.T	11,831	30,428	275,506	3,978,624	2,710,124	10,133	34,120
	입원	I.P	249	4,243	7,191	1,682,822	1,342,161	347	4,672
	외래	O.P	11,718	26,185	268,315	2,295,801	1,367,963	10,005	29,448
019	계	S.T	4	4	106	259	160	7	18
	입원	I.P	-	-	-	-	-	-	-
	외래	O.P	4	4	106	259	160	7	18
020	계	S.T	309	718	3,632	71,338	47,087	241	617
	입원	I.P	13	33	100	10,188	7,578	15	24
	외래	O.P	304	685	3,532	61,151	39,508	237	593

주 : 1) 진료일 기준 (한의분류 제외, 요양급여일수, 진료비와 급여비는 약국포함)

2) 진료실인원수 계는 중복제거값임

연령별 진료현황(총계) <계속>

Disease Categories by Age(Total) <Cont'd>

(단위 : 명, 일, 천원)

Unit : Person, Day, KRW 1,000

59 세			60 ~ 64 세				
요양급여일수 Reimbursed Days	진료비 Medical Expense	급여비 Benefit	진료실인원수 Patients	입내원일수 Visits	요양급여일수 Reimbursed Days	진료비 Medical Expense	급여비 Benefit
1,149,395,921	8,727,617,793	6,454,326,771	4,008,169	92,075,113	1,475,852,426	11,335,831,843	8,422,471,221
14,630,587	2,716,922,451	2,206,592,308	685,651	10,466,594	20,212,751	3,783,310,976	3,083,278,210
1,134,765,334	6,010,695,343	4,247,734,463	4,000,546	81,608,519	1,455,639,675	7,552,520,867	5,339,193,011
17,396	34,202	24,581	5	5	28,650	65,515	46,618
-	-	-	-	-	-	-	-
17,396	34,202	24,581	5	5	28,650	65,515	46,618
191	17,468	13,621	10	37	149	8,879	6,841
72	16,785	13,189	4	29	51	8,413	6,495
119	683	432	7	8	98	466	346
759	6,906	5,261	10	55	332	15,030	11,943
22	4,811	3,821	7	51	124	14,534	11,607
737	2,096	1,439	4	4	208	496	335
3,292	36,139	26,245	248	593	3,850	45,212	32,049
45	8,085	5,875	6	145	160	22,283	17,520
3,247	28,054	20,371	245	448	3,690	22,929	14,529
2,033,897	29,667,665	20,561,770	205,354	351,701	2,447,712	36,397,942	25,463,000
116,988	14,177,927	10,585,175	14,594	64,621	153,733	18,766,957	14,058,800
1,916,909	15,489,739	9,976,595	196,174	287,080	2,293,979	17,630,985	11,404,200
457,615	5,634,667	4,089,639	50,716	83,770	535,641	7,364,198	5,425,656
19,017	2,778,020	2,145,474	1,945	13,026	26,498	4,184,325	3,266,216
438,598	2,856,648	1,944,165	49,437	70,744	509,143	3,179,873	2,159,440
277,409	7,057,212	6,819,226	2,887	29,713	328,469	8,614,236	8,287,145
14,575	4,052,751	3,887,932	686	13,238	20,931	5,342,901	5,109,820
262,834	3,004,461	2,931,294	2,762	16,475	307,538	3,271,335	3,177,325
52,983	1,284,793	1,148,670	549	5,944	69,111	1,634,801	1,485,679
4,222	980,051	880,219	112	2,620	4,202	1,266,038	1,158,601
48,761	304,742	268,450	524	3,324	64,909	368,763	327,078
19	66	47	-	-	30	77	54
-	-	-	-	-	-	-	-
19	66	47	-	-	30	77	54
1	56	28	3	4	47	177	57
-	-	-	-	-	-	-	-
1	56	28	3	4	47	177	57
143	625	412	12	19	347	920	608
-	-	-	-	-	-	-	-
143	625	412	12	19	347	920	608
-	-	-	-	-	-	-	-
-	-	-	-	-	-	-	-
-	-	-	-	-	-	-	-
362	6,054	4,377	43	90	540	44,020	33,997
105	3,748	2,829	3	42	67	40,914	31,894
257	2,306	1,548	40	48	473	3,106	2,103
-	-	-	-	-	-	-	-
-	-	-	-	-	-	-	-
-	-	-	-	-	-	-	-
115	196	124	1	1	4	34	20
-	-	-	-	-	-	-	-
115	196	124	1	1	4	34	20
15	71	33	-	-	-	-	-
-	-	-	-	-	-	-	-
15	71	33	-	-	-	-	-
41,132	10,550,448	8,642,249	2,426	45,948	68,757	17,624,420	14,531,023
30,085	10,469,386	8,594,542	2,174	44,967	52,500	17,479,751	14,434,209
11,047	81,061	47,707	394	981	16,257	144,669	96,814
367,260	4,668,916	3,039,704	10,617	46,116	537,017	7,683,827	5,165,612
8,385	1,929,148	1,510,482	543	9,539	16,593	3,987,260	3,148,284
358,875	2,739,768	1,529,222	10,405	36,577	520,424	3,696,568	2,017,328
18	904	350	8	32	272	1,826	1,002
-	-	-	-	-	-	-	-
18	904	350	8	32	272	1,826	1,002
2,821	52,719	33,536	182	385	2,053	30,791	19,537
94	8,730	6,633	13	31	90	8,164	6,064
2,727	43,989	26,903	180	354	1,963	22,627	13,473

Note : 1) Based on the Treatment Month (excluding herbal medicine, including pharmacy in Reimbursed Days, Medical Expense and Benefit)

2) The total number of patients in the treatment room is calculated by removing duplicates

제VI-2표
Table VI-2

298 질병분류별
Benefits by Classification of 298

구 분 Division			65 ~ 69 세					70 세 ~	
			진료실인원수 Patients	입내원일수 Visits	요양급여일수 Reimbursed Days	진료비 Medical Expense	급여비 Benefit	진료실인원수 Patients	입내원일수 Visits
총계 Total	계	T	3,250,952	94,703,653	1,505,345,484	12,535,367,130	9,453,029,784	2,155,226	76,156,435
	입원	I.P	657,846	11,680,523	21,509,776	4,184,771,970	3,418,944,974	519,105	11,489,851
	외래	O.P	3,242,442	83,023,130	1,483,835,708	8,350,595,160	6,034,084,810	2,145,111	64,666,584
001	계	S.T	6	17	32,085	68,694	49,408	6	10
	입원	I.P	1	8	13	786	604	-	-
	외래	O.P	5	9	32,072	67,908	48,804	6	10
002	계	S.T	8	54	578	21,219	17,407	3	52
	입원	I.P	5	45	66	19,328	16,184	3	52
	외래	O.P	6	9	512	1,891	1,223	-	-
003	계	S.T	11	61	168	9,215	7,233	4	30
	입원	I.P	3	20	34	7,925	6,531	3	26
	외래	O.P	10	41	134	1,290	702	3	4
004	계	S.T	263	484	4,249	33,433	25,071	219	450
	입원	I.P	3	46	58	5,836	4,231	5	98
	외래	O.P	261	438	4,191	27,597	20,840	214	352
005	계	S.T	183,268	336,908	2,391,557	34,188,055	24,808,257	131,167	261,098
	입원	I.P	13,062	63,475	142,930	18,439,227	13,952,863	10,133	55,290
	외래	O.P	175,405	273,433	2,248,627	15,748,829	10,855,394	125,215	205,808
006	계	S.T	47,959	85,514	542,157	8,277,624	6,382,912	35,435	70,365
	입원	I.P	2,000	14,959	30,043	5,151,075	4,075,231	1,768	15,975
	외래	O.P	46,635	70,555	512,114	3,126,549	2,307,681	34,267	54,390
007	계	S.T	2,987	31,535	360,440	9,392,932	8,993,762	2,718	31,730
	입원	I.P	807	13,689	22,866	6,086,730	5,790,277	834	16,162
	외래	O.P	2,864	17,846	337,574	3,306,202	3,203,485	2,545	15,568
008	계	S.T	522	6,546	70,712	1,859,752	1,693,659	482	7,791
	입원	I.P	128	3,690	6,314	1,420,794	1,299,535	139	5,264
	외래	O.P	487	2,856	64,398	438,958	394,123	427	2,527
009	계	S.T	2	2	10	50	41	1	3
	입원	I.P	-	-	-	-	-	-	-
	외래	O.P	2	2	10	50	41	1	3
010	계	S.T	1	18	97	6,965	5,470	-	-
	입원	I.P	1	16	22	6,768	5,385	-	-
	외래	O.P	1	2	75	197	85	-	-
011	계	S.T	14	48	255	2,200	1,633	16	49
	입원	I.P	1	29	45	1,582	1,163	1	17
	외래	O.P	13	19	210	618	470	15	32
012	계	S.T	-	-	-	-	-	-	-
	입원	I.P	-	-	-	-	-	-	-
	외래	O.P	-	-	-	-	-	-	-
013	계	S.T	33	365	938	198,489	152,708	16	113
	입원	I.P	6	323	394	194,843	150,294	2	88
	외래	O.P	31	42	544	3,646	2,414	16	25
014	계	S.T	-	-	-	-	-	-	-
	입원	I.P	-	-	-	-	-	-	-
	외래	O.P	-	-	-	-	-	-	-
015	계	S.T	-	-	5	23	16	3	23
	입원	I.P	-	-	-	-	-	3	23
	외래	O.P	-	-	5	23	16	-	-
016	계	S.T	-	-	5	12	8	1	5
	입원	I.P	-	-	-	-	-	1	5
	외래	O.P	-	-	5	12	8	-	-
017	계	S.T	3,436	65,765	97,098	25,007,742	20,703,412	4,844	95,394
	입원	I.P	3,154	64,664	76,198	24,847,861	20,605,909	4,531	94,204
	외래	O.P	500	1,101	20,900	159,881	97,503	541	1,190
018	계	S.T	9,555	45,272	564,325	7,826,959	5,244,658	6,842	39,731
	입원	I.P	621	9,703	17,130	4,030,029	3,174,806	662	11,897
	외래	O.P	9,286	35,569	547,195	3,796,930	2,069,852	6,552	27,834
019	계	S.T	5	9	72	563	308	5	6
	입원	I.P	-	-	-	-	-	1	-
	외래	O.P	5	9	72	563	308	4	6
020	계	S.T	140	325	2,060	34,406	22,435	89	178
	입원	I.P	11	43	117	14,082	10,627	4	14
	외래	O.P	136	282	1,943	20,324	11,807	89	164

주 : 1) 진료일 기준 (한의분류 제외, 요양급여일수, 진료비와 급여비는 약국포함)

2) 진료실인원수 계는 중복제거값임

연령별 진료현황(총계) <계속>

Disease Categories by Age(Total) <Cont'd>

(단위 : 명, 일, 천원)

Unit : Person, Day, KRW 1,000

74 세			75 세이상				
요양급여일수 Reimbursed Days	진료비 Medical Expense	급여비 Benefit	진료실인원수 Patients	입내원일수 Visits	요양급여일수 Reimbursed Days	진료비 Medical Expense	급여비 Benefit
1,199,388,581	10,268,266,583	7,818,641,090	3,904,928	180,554,962	2,407,923,246	24,667,200,066	18,897,442,230
19,535,492	3,887,052,138	3,173,926,864	1,244,339	61,594,772	80,050,234	12,818,341,997	10,249,532,291
1,179,853,089	6,381,214,446	4,644,714,226	3,797,403	118,960,190	2,327,873,012	11,848,858,071	8,647,909,939
29,438	67,365	49,896	11	19	65,288	163,059	120,416
-	-	-	1	-	-	454	341
29,438	67,365	49,896	10	19	65,288	162,605	120,075
249	21,272	16,541	11	121	803	37,168	29,373
94	20,834	16,228	10	119	272	35,684	28,182
155	438	312	2	2	531	1,485	1,192
98	14,258	10,821	12	73	194	31,237	23,682
49	13,828	10,609	9	64	141	30,788	23,430
49	429	212	6	9	53	449	252
3,645	43,842	32,516	376	780	6,354	52,455	40,396
168	26,866	19,994	7	88	115	25,113	19,549
3,477	16,975	12,522	369	692	6,239	27,342	20,847
1,787,548	27,722,199	20,441,129	240,897	611,390	3,777,583	83,659,836	62,517,043
120,117	16,274,745	12,442,818	30,375	224,625	437,817	62,319,295	47,692,245
1,667,431	11,447,455	7,998,311	221,631	386,765	3,339,766	21,340,542	14,824,798
423,835	8,106,277	6,300,709	67,115	201,699	1,019,735	35,839,963	28,036,310
29,699	5,728,569	4,524,247	6,616	95,522	158,044	30,987,826	24,435,855
394,136	2,377,708	1,776,462	62,377	106,177	861,691	4,852,138	3,600,455
323,496	9,392,349	9,005,877	10,313	174,298	1,245,818	52,262,697	49,920,379
26,997	6,680,495	6,382,887	4,594	121,886	177,239	43,187,462	41,128,878
296,499	2,711,854	2,622,990	8,923	52,412	1,068,579	9,075,235	8,791,500
67,318	2,540,412	2,317,192	1,167	20,474	145,816	6,692,752	6,160,854
7,477	2,180,298	1,990,634	485	15,364	23,083	6,006,905	5,546,347
59,841	360,115	326,558	969	5,110	122,733	685,846	614,508
105	513	369	-	-	115	74	52
-	-	-	-	-	-	-	-
105	513	369	-	-	115	74	52
-	-	-	-	-	27	49	38
-	-	-	-	-	-	-	-
-	-	-	-	-	27	49	38
415	2,771	2,023	47	475	1,123	27,187	19,567
24	1,153	860	5	410	500	24,390	17,507
391	1,618	1,163	43	65	623	2,797	2,060
-	-	-	-	-	1	10	9
-	-	-	-	-	-	-	-
-	-	-	-	-	1	10	9
722	71,040	57,235	31	461	1,469	232,107	177,051
101	69,144	55,932	9	426	534	226,123	172,497
621	1,896	1,303	25	35	935	5,984	4,554
-	-	-	-	-	-	-	-
-	-	-	-	-	-	-	-
-	-	-	-	-	-	-	-
57	8,693	6,918	5	38	152	14,640	12,365
45	8,623	6,869	3	33	91	13,711	11,642
12	70	49	3	5	61	929	722
136	2,541	1,870	-	-	181	370	263
35	2,042	1,516	-	-	-	-	-
101	499	354	-	-	181	370	263
133,627	33,968,827	27,865,136	42,892	870,277	1,067,627	222,619,993	178,455,588
107,904	33,796,881	27,757,704	41,650	865,179	950,075	221,771,267	177,925,864
25,723	171,946	107,432	2,354	5,098	117,552	848,726	529,727
520,572	8,220,825	5,744,082	13,166	91,709	1,110,244	21,720,341	15,773,343
20,360	5,008,961	3,966,562	2,173	42,349	64,955	15,784,550	12,421,588
500,212	3,211,864	1,777,521	11,897	49,360	1,045,289	5,935,789	3,351,756
540	905	590	17	33	359	2,348	1,623
14	60	48	1	-	-	44	35
526	844	542	16	33	359	2,304	1,587
963	15,091	9,646	128	306	1,770	26,204	17,093
34	3,055	2,350	6	23	64	8,308	6,390
929	12,037	7,296	126	283	1,706	17,898	10,703

Note : 1) Based on the Treatment Month (excluding herbal medicine, including pharmacy in Reimbursed Days, Medical Expense and Benefit)

2) The total number of patients in the treatment room is calculated by removing duplicates

제VI-2표
Table VI-2

298 질병분류별
Benefits by Classification of 298

구 분 Division	총 계 G.T					0 세	
	진료실인원수 Patients	입내원일수 Visits	요양급여일수 Reimbursed Days	진료비 Medical Expense	급여비 Benefit	진료실인원수 Patients	입내원일수 Visits
021 계 S.T	12,818	34,125	111,785	2,248,739	1,404,146	2	3
021 입원 I.P	263	2,446	4,077	607,127	491,413	-	-
021 외래 O.P	12,693	31,679	107,708	1,641,612	912,734	2	3
022 계 S.T	8,015	14,581	63,572	1,106,629	767,330	1	1
022 입원 I.P	63	333	780	118,179	89,738	-	-
022 외래 O.P	7,973	14,248	62,792	988,450	677,592	1	1
023 계 S.T	29,439	47,299	232,106	2,800,756	1,927,013	-	-
023 입원 I.P	30	201	432	51,866	40,533	-	-
023 외래 O.P	29,412	47,098	231,674	2,748,890	1,886,480	-	-
024 계 S.T	409,496	742,736	4,171,112	64,383,471	44,705,707	2	2
024 입원 I.P	1,326	3,091	9,544	1,049,643	801,234	-	-
024 외래 O.P	409,322	739,645	4,161,568	63,333,828	43,904,473	2	2
025 계 S.T	29	69	739	12,604	8,809	-	-
025 입원 I.P	3	24	41	7,985	6,366	-	-
025 외래 O.P	28	45	698	4,619	2,443	-	-
026 계 S.T	37	41	452	2,738	1,893	-	-
026 입원 I.P	-	-	-	-	-	-	-
026 외래 O.P	37	41	452	2,738	1,893	-	-
027 계 S.T	7,707	44,428	175,026	11,766,519	8,749,860	2	7
027 입원 I.P	4,484	35,484	69,089	10,990,301	8,282,120	1	4
027 외래 O.P	5,385	8,944	105,937	776,218	467,739	2	3
028 계 S.T	45	222	795	18,528	11,268	-	-
028 입원 I.P	1	25	56	12,233	8,141	-	-
028 외래 O.P	45	197	739	6,294	3,127	-	-
029 계 S.T	11	20	227	1,702	878	-	-
029 입원 I.P	-	-	-	-	-	-	-
029 외래 O.P	11	20	227	1,702	878	-	-
030 계 S.T	589	8,242	77,649	3,259,021	2,458,397	-	-
030 입원 I.P	237	6,664	9,456	2,986,295	2,288,425	-	-
030 외래 O.P	439	1,578	68,193	272,726	169,972	-	-
031 계 S.T	8	13	424	1,013	716	-	-
031 입원 I.P	-	-	-	-	-	-	-
031 외래 O.P	8	13	424	1,013	716	-	-
032 계 S.T	810	5,260	19,653	2,399,217	1,824,417	2	3
032 입원 I.P	368	4,316	7,004	2,305,205	1,774,546	-	-
032 외래 O.P	630	944	12,649	94,012	49,870	2	3
033 계 S.T	887,234	1,368,495	7,609,391	61,480,946	44,492,882	1,482	2,155
033 입원 I.P	1,857	12,011	23,093	3,312,193	2,622,909	16	123
033 외래 O.P	885,999	1,356,484	7,586,298	58,168,753	41,869,974	1,471	2,032
034 계 S.T	774,081	2,131,721	12,578,479	176,207,357	125,252,757	161	336
034 입원 I.P	26,024	217,671	415,678	47,120,327	35,764,234	14	56
034 외래 O.P	768,099	1,914,050	12,162,801	129,087,030	89,488,523	157	280
035 계 S.T	129	200	2,754	41,524	31,650	1	8
035 입원 I.P	17	67	162	27,192	22,562	1	7
035 외래 O.P	117	133	2,592	14,332	9,088	1	1
036 계 S.T	122	179	781	17,263	13,269	-	-
036 입원 I.P	4	21	44	6,703	6,301	-	-
036 외래 O.P	119	158	737	10,560	6,968	-	-
037 계 S.T	1,489	3,948	89,795	1,011,652	731,914	1	1
037 입원 I.P	139	1,245	3,147	503,222	398,552	-	-
037 외래 O.P	1,424	2,703	86,648	508,430	333,362	1	1
038 계 S.T	474,622	1,809,611	79,515,826	457,259,947	296,164,619	154	413
038 입원 I.P	9,568	68,006	167,113	25,210,449	19,714,317	39	179
038 외래 O.P	470,873	1,741,605	79,348,713	432,049,498	276,450,302	133	234
039 계 S.T	14,773	82,260	5,095,418	129,397,548	116,272,643	-	-
039 입원 I.P	520	13,206	19,175	4,362,573	3,757,451	-	-
039 외래 O.P	14,726	69,054	5,076,243	125,034,975	112,515,193	-	-
040 계 S.T	7,375	11,096	47,414	740,567	549,419	2	2
040 입원 I.P	284	1,082	2,169	296,014	255,030	-	-
040 외래 O.P	7,164	10,014	45,245	444,553	294,389	2	2

주 : 진료일 기준 (한의원료 제외, 요양급여일수, 진료비와 급여비는 약국포함)

연령별 진료현황(총계) <계속>

Disease Categories by Age(Total) <Cont'd>

(단위 : 명, 일, 천원)

Unit : Person, Day, KRW 1,000

0Age			1 ~ 4 세					
요양급여일수 Reimbursed Days	진료비 Medical Expense	급여비 Benefit	진료실인원수 Patients	입내원일수 Visits	요양급여일수 Reimbursed Days	진료비 Medica Expense	급여비 Benefit	
3	137	113	4	19	19	1,291	791	
-	-	-	-	-	-	-	-	
3	137	113	4	19	19	1,291	791	
6	112	94	17	17	114	1,476	1,100	
-	-	-	-	-	-	-	-	
6	112	94	17	17	114	1,476	1,100	
-	-	-	2	2	2	51	39	
-	-	-	-	-	-	-	-	
-	-	-	2	2	2	51	39	
3	66	62	35	64	173	4,669	3,711	
-	-	-	2	3	6	1,674	1,512	
3	66	62	35	61	167	2,995	2,199	
-	-	-	4	5	17	229	166	
-	-	-	-	-	-	-	-	
-	-	-	4	5	17	229	166	
-	-	-	-	-	4	18	14	
-	-	-	-	-	-	-	-	
-	-	-	-	-	4	18	14	
15	676	633	14	39	86	9,028	7,574	
8	497	465	5	23	38	7,775	6,763	
7	179	168	12	16	48	1,253	811	
-	-	-	-	-	-	-	-	
-	-	-	-	-	-	-	-	
-	-	-	-	-	-	-	-	
-	-	-	-	-	-	-	-	
-	-	-	-	-	-	-	-	
-	-	-	-	-	-	-	-	
-	-	-	15	21	58	5,139	4,703	
-	-	-	2	6	13	4,605	4,333	
-	-	-	14	15	45	534	370	
-	-	-	-	-	-	-	-	
-	-	-	-	-	-	-	-	
-	-	-	-	-	-	-	-	
27	121	100	14	16	139	1,178	801	
-	-	-	1	1	1	134	128	
27	121	100	13	15	138	1,043	673	
8,147	142,991	133,124	67,979	113,593	454,121	3,699,100	3,004,002	
205	80,323	77,802	536	2,468	4,610	441,747	386,277	
7,942	62,669	55,322	67,654	111,125	449,511	3,257,353	2,617,724	
1,191	34,125	32,150	5,096	10,867	45,483	564,111	466,617	
97	25,632	24,719	178	827	1,612	204,735	184,158	
1,094	8,493	7,431	5,032	10,040	43,871	359,376	282,459	
14	1,619	1,494	22	30	176	4,574	4,021	
9	1,589	1,469	5	12	33	3,367	3,134	
5	31	25	18	18	143	1,207	887	
-	-	-	9	29	60	7,000	6,528	
-	-	-	4	21	44	6,703	6,301	
-	-	-	6	8	16	297	228	
1	39	35	17	25	31	1,833	1,237	
-	-	-	1	3	6	523	379	
1	39	35	16	22	25	1,311	858	
862	82,741	74,626	655	1,802	8,935	293,144	243,029	
329	63,954	58,970	116	533	1,033	182,061	163,923	
533	18,787	15,655	608	1,269	7,902	111,083	79,105	
-	-	-	-	-	13	41	30	
-	-	-	-	-	-	-	-	
-	-	-	-	-	13	41	30	
2	178	143	790	1,300	4,789	88,145	73,931	
-	-	-	46	173	312	44,119	40,655	
2	178	143	755	1,127	4,477	44,026	33,276	

Note : Based on the Treatment Month (excluding herbal medicine, including pharmacy in Reimbursed Days, Medical Expense and Benefit)

제VI-2표
Table VI-2

298 질병분류별
Benefits by Classification of 298

구 분 Division			5 ~ 9 세				10 세 ~		
			진료실인원수 Patients	입내원일수 Visits	요양급여일수 Reimbursed Days	진료비 Medical Expense	급여비 Benefit	진료실인원수 Patients	입내원일수 Visits
021	계	S.T	5	10	21	315	264	10	18
	입원	I.P	1	5	5	56	53	-	-
	외래	O.P	4	5	16	260	211	10	18
022	계	S.T	10	11	58	820	459	27	45
	입원	I.P	-	-	-	-	-	1	9
	외래	O.P	10	11	58	820	459	27	36
023	계	S.T	3	3	16	64	50	26	33
	입원	I.P	-	-	-	-	-	-	-
	외래	O.P	3	3	16	64	50	26	33
024	계	S.T	92	159	678	9,611	6,796	421	607
	입원	I.P	2	3	8	1,283	1,186	4	7
	외래	O.P	92	156	670	8,328	5,609	420	600
025	계	S.T	7	45	569	9,383	6,724	-	-
	입원	I.P	1	22	29	7,116	5,675	-	-
	외래	O.P	7	23	540	2,267	1,049	-	-
026	계	S.T	-	-	-	-	-	-	-
	입원	I.P	-	-	-	-	-	-	-
	외래	O.P	-	-	-	-	-	-	-
027	계	S.T	11	33	80	8,283	6,600	21	47
	입원	I.P	3	18	32	7,409	6,173	5	24
	외래	O.P	9	15	48	874	426	17	23
028	계	S.T	1	1	1	14	7	-	-
	입원	I.P	-	-	-	-	-	-	-
	외래	O.P	1	1	1	14	7	-	-
029	계	S.T	1	1	1	69	45	2	2
	입원	I.P	-	-	-	-	-	-	-
	외래	O.P	1	1	1	69	45	2	2
030	계	S.T	44	128	643	42,309	36,488	26	236
	입원	I.P	15	75	135	36,794	33,427	5	20
	외래	O.P	33	53	508	5,514	3,061	23	216
031	계	S.T	-	-	-	-	-	-	-
	입원	I.P	-	-	-	-	-	-	-
	외래	O.P	-	-	-	-	-	-	-
032	계	S.T	18	23	195	1,432	764	19	22
	입원	I.P	-	-	-	-	-	1	2
	외래	O.P	18	23	195	1,432	764	18	20
033	계	S.T	52,309	77,436	316,217	2,681,015	2,010,727	18,609	25,528
	입원	I.P	291	1,334	2,455	242,559	210,803	76	453
	외래	O.P	52,106	76,102	313,762	2,438,456	1,799,924	18,559	25,075
034	계	S.T	10,348	19,393	78,685	811,283	609,164	12,406	25,230
	입원	I.P	139	692	1,302	169,787	154,986	268	1,526
	외래	O.P	10,276	18,701	77,383	641,497	454,178	12,289	23,704
035	계	S.T	8	8	63	928	738	5	8
	입원	I.P	1	1	6	361	334	1	4
	외래	O.P	7	7	57	568	404	4	4
036	계	S.T	2	2	7	53	39	1	1
	입원	I.P	-	-	-	-	-	-	-
	외래	O.P	2	2	7	53	39	1	1
037	계	S.T	16	28	641	5,135	2,821	29	54
	입원	I.P	-	-	-	-	-	-	-
	외래	O.P	16	28	641	5,135	2,821	29	54
038	계	S.T	635	1,920	16,711	365,421	280,337	1,064	2,813
	입원	I.P	132	643	1,300	218,431	199,927	107	605
	외래	O.P	581	1,277	15,411	146,990	80,410	1,029	2,208
039	계	S.T	1	1	6	210	150	3	7
	입원	I.P	-	-	-	-	-	-	-
	외래	O.P	1	1	6	210	150	3	7
040	계	S.T	2,728	4,158	16,412	224,351	169,466	1,392	2,116
	입원	I.P	90	278	584	74,149	68,172	48	176
	외래	O.P	2,665	3,880	15,828	150,203	101,294	1,354	1,940

주 : 진료일 기준 (한의원료 제외, 요양급여일수, 진료비와 급여비는 약국포함)

연령별 진료현황(총계) <계속>

Disease Categories by Age(Total) <Cont'd>

(단위 : 명, 일, 천원)

Unit : Person, Day, KRW 1,000

14 세			15 ~ 19 세				
요양급여일수 Reimbursed Days	진료비 Medical Expense	급여비 Benefit	진료실인원수 Patients	입내원일수 Visits	요양급여일수 Reimbursed Days	진료비 Medical Expense	급여비 Benefit
25	964	525	135	355	839	19,138	11,465
-	-	-	3	9	9	2,506	1,863
25	964	525	133	346	830	16,632	9,602
161	4,496	3,505	280	506	2,061	35,747	25,186
16	2,794	2,371	5	21	35	7,545	6,152
145	1,702	1,133	278	485	2,026	28,202	19,034
147	1,671	1,168	940	1,547	7,036	89,519	61,249
-	-	-	4	29	101	7,578	5,217
147	1,671	1,168	936	1,518	6,935	81,941	56,032
2,864	46,469	32,207	4,649	7,733	35,989	696,943	480,371
17	1,774	1,602	25	50	157	18,171	13,956
2,847	44,694	30,606	4,644	7,683	35,832	678,772	466,415
-	-	-	1	-	-	15	12
-	-	-	-	-	-	-	-
-	-	-	1	-	-	15	12
-	-	-	-	-	-	-	-
-	-	-	-	-	-	-	-
-	-	-	-	-	-	-	-
138	6,759	5,714	19	85	207	19,734	14,434
47	5,409	4,953	8	61	116	18,323	13,678
91	1,350	761	17	24	91	1,411	756
-	-	-	-	-	-	-	-
-	-	-	-	-	-	-	-
-	-	-	-	-	-	-	-
2	102	51	-	-	-	-	-
-	-	-	-	-	-	-	-
2	102	51	-	-	-	-	-
1,703	24,893	18,421	20	66	953	20,154	14,512
35	13,250	12,309	4	38	54	16,375	12,264
1,668	11,642	6,112	16	28	899	3,780	2,247
-	-	-	-	-	-	-	-
-	-	-	-	-	-	-	-
-	-	-	-	-	-	-	-
101	1,753	1,073	23	41	96	8,256	5,844
3	507	436	6	21	45	7,483	5,404
98	1,245	638	18	20	51	773	440
108,118	1,007,552	723,904	17,785	23,984	109,367	1,071,120	759,812
806	97,054	86,928	43	278	632	105,913	83,326
107,312	910,498	636,976	17,763	23,706	108,735	965,207	676,487
99,278	1,339,468	1,006,881	10,870	25,750	110,343	2,103,744	1,526,378
2,933	385,778	348,836	426	2,650	5,230	710,264	575,307
96,345	953,691	658,044	10,755	23,100	105,113	1,393,480	951,071
30	1,050	943	11	13	99	1,097	851
9	927	859	1	1	6	493	467
21	123	84	10	12	93	604	384
6	39	28	8	14	62	517	346
-	-	-	-	-	-	-	-
6	39	28	8	14	62	517	346
867	7,293	3,940	29	67	279	5,298	3,643
-	-	-	1	16	31	2,236	1,967
867	7,293	3,940	28	51	248	3,062	1,676
27,012	465,140	323,259	1,901	5,288	74,970	1,062,417	715,282
1,180	198,376	179,012	233	1,346	2,989	443,315	341,449
25,832	266,764	144,247	1,803	3,942	71,981	619,102	373,832
12	1,128	1,006	21	100	5,602	117,190	105,326
-	-	-	1	7	28	4,033	3,516
12	1,128	1,006	21	93	5,574	113,157	101,810
8,118	119,783	89,304	341	526	1,928	38,160	28,621
332	41,035	37,919	15	67	132	18,053	15,539
7,786	78,748	51,385	328	459	1,796	20,107	13,081

Note : Based on the Treatment Month (excluding herbal medicine, including pharmacy in Reimbursed Days, Medical Expense and Benefit)

제VI-2표
Table VI-2

298 질병분류별
Benefits by Classification of 298

구 분 Division			20 ~ 24 세				25 세 ~	
			진료실인원수 Patients	입내원일수 Visits	요양급여일수 Reimbursed Days	진료비 Medical Expense	급여비 Benefit	진료실인원수 Patients
								입내원일수 Visits
021	계	S.T	654	1,801	4,250	105,870	62,920	1,225
	입원	I.P	8	67	84	11,971	9,023	10
	외래	O.P	652	1,734	4,166	93,899	53,897	1,223
022	계	S.T	1,055	1,901	7,805	150,900	105,338	1,678
	입원	I.P	16	63	183	25,851	19,861	20
	외래	O.P	1,042	1,838	7,622	125,049	85,477	1,667
023	계	S.T	4,835	7,812	36,595	455,341	311,821	6,732
	입원	I.P	6	36	80	9,704	7,656	7
	외래	O.P	4,830	7,776	36,515	445,636	304,165	6,727
024	계	S.T	31,650	58,170	256,857	5,475,930	3,774,244	58,884
	입원	I.P	175	382	1,199	120,052	91,354	233
	외래	O.P	31,633	57,788	255,658	5,355,878	3,682,890	58,854
025	계	S.T	-	-	-	-	-	-
	입원	I.P	-	-	-	-	-	-
	외래	O.P	-	-	-	-	-	-
026	계	S.T	2	2	12	64	45	6
	입원	I.P	-	-	-	-	-	-
	외래	O.P	2	2	12	64	45	6
027	계	S.T	41	146	453	36,068	26,304	71
	입원	I.P	17	94	214	32,210	24,170	27
	외래	O.P	32	52	239	3,857	2,134	56
028	계	S.T	1	7	7	226	68	-
	입원	I.P	-	-	-	-	-	-
	외래	O.P	1	7	7	226	68	-
029	계	S.T	1	3	3	228	80	1
	입원	I.P	-	-	-	-	-	-
	외래	O.P	1	3	3	228	80	1
030	계	S.T	35	305	3,214	122,031	90,386	25
	입원	I.P	13	239	435	108,354	82,786	10
	외래	O.P	27	66	2,779	13,676	7,600	17
031	계	S.T	-	-	-	-	-	-
	입원	I.P	-	-	-	-	-	-
	외래	O.P	-	-	-	-	-	-
032	계	S.T	24	89	223	24,831	17,943	38
	입원	I.P	11	64	115	22,443	16,819	12
	외래	O.P	20	25	108	2,388	1,124	32
033	계	S.T	30,312	41,283	199,290	1,994,028	1,403,683	51,932
	입원	I.P	45	334	615	157,558	122,580	74
	외래	O.P	30,281	40,949	198,675	1,836,470	1,281,104	51,882
034	계	S.T	15,571	34,755	161,458	3,083,485	2,166,924	26,096
	입원	I.P	507	3,496	6,601	899,056	683,066	696
	외래	O.P	15,458	31,259	154,857	2,184,428	1,483,858	25,938
035	계	S.T	24	28	91	3,771	2,341	11
	입원	I.P	1	4	15	1,826	1,161	1
	외래	O.P	23	24	76	1,945	1,180	11
036	계	S.T	12	13	48	929	594	21
	입원	I.P	-	-	-	-	-	-
	외래	O.P	12	13	48	929	594	21
037	계	S.T	64	184	1,071	39,145	28,247	86
	입원	I.P	9	85	185	31,119	23,603	16
	외래	O.P	61	99	886	8,027	4,644	81
038	계	S.T	4,317	12,811	262,685	2,809,600	1,873,956	7,631
	입원	I.P	523	3,036	7,359	1,029,705	779,452	742
	외래	O.P	4,124	9,775	255,326	1,779,894	1,094,504	7,365
039	계	S.T	305	1,588	94,790	2,436,936	2,191,118	1,360
	입원	I.P	16	60	213	32,147	28,149	44
	외래	O.P	305	1,528	94,577	2,404,789	2,162,969	1,355
040	계	S.T	189	251	853	19,421	13,622	262
	입원	I.P	7	25	54	7,806	6,136	6
	외래	O.P	183	226	799	11,615	7,486	257

주 : 진료일 기준 (한의원류 제외, 요양급여일수, 진료비와 급여비는 약국포함)

연령별 진료현황(총계) <계속>

Disease Categories by Age(Total) <Cont'd>

(단위 : 명, 일, 천원)

Unit : Person, Day, KRW 1,000

29 세			30 ~ 34 세				
요양급여일수 Reimbursed Days	진료비 Medical Expense	급여비 Benefit	진료실인원수 Patients	입내원일수 Visits	요양급여일수 Reimbursed Days	진료비 Medical Expense	급여비 Benefit
8,056	205,764	123,312	1,400	3,745	9,301	242,886	148,719
97	25,215	19,282	20	108	208	38,381	29,019
7,959	180,549	104,030	1,393	3,637	9,093	204,505	119,700
11,812	252,470	174,947	1,405	2,584	10,121	194,265	134,150
247	34,084	25,152	6	25	96	8,730	6,118
11,565	218,387	149,796	1,401	2,559	10,025	185,535	128,032
49,042	648,873	447,031	4,831	7,538	33,827	457,444	316,336
91	13,190	10,434	6	36	67	11,856	9,670
48,951	635,682	436,598	4,825	7,502	33,760	445,587	306,666
500,955	10,189,533	7,056,735	61,462	109,852	525,600	10,308,258	7,156,673
1,834	165,352	126,088	192	430	1,349	141,731	107,905
499,121	10,024,181	6,930,647	61,444	109,422	524,251	10,166,527	7,048,768
-	-	-	2	3	15	277	112
-	-	-	-	-	-	-	-
-	-	-	2	3	15	277	112
25	658	461	6	7	36	314	190
-	-	-	-	-	-	-	-
25	658	461	6	7	36	314	190
803	50,216	36,467	76	250	1,035	54,154	38,615
329	43,936	32,979	27	147	340	45,569	33,989
474	6,280	3,488	63	103	695	8,585	4,627
-	-	-	-	-	-	-	-
-	-	-	-	-	-	-	-
-	-	-	-	-	-	-	-
7	240	124	-	-	-	-	-
-	-	-	-	-	-	-	-
7	240	124	-	-	-	-	-
2,773	60,855	41,397	26	228	2,520	113,837	82,255
151	54,374	37,346	12	179	379	102,797	75,589
2,622	6,481	4,051	20	49	2,141	11,040	6,666
-	-	-	-	-	-	-	-
-	-	-	-	-	-	-	-
-	-	-	-	-	-	-	-
420	28,831	21,676	58	161	527	38,853	28,462
165	26,125	20,429	16	92	186	34,001	26,361
255	2,706	1,247	53	69	341	4,851	2,102
374,805	3,589,198	2,509,659	58,344	84,742	449,152	4,178,899	2,923,309
1,032	161,534	117,528	78	606	1,281	220,998	158,582
373,773	3,427,664	2,392,131	58,288	84,136	447,871	3,957,901	2,764,727
278,772	4,954,336	3,461,353	34,702	77,169	390,873	6,625,493	4,620,197
8,781	1,192,223	898,864	892	5,783	11,561	1,448,402	1,088,079
269,991	3,762,113	2,562,489	34,540	71,386	379,312	5,177,091	3,532,118
104	2,690	1,810	7	21	77	8,143	6,647
11	1,297	948	2	14	22	7,643	6,323
93	1,393	862	5	7	55	500	324
134	2,347	1,522	47	70	131	3,680	2,364
-	-	-	-	-	-	-	-
134	2,347	1,522	47	70	131	3,680	2,364
2,614	63,839	44,316	80	235	2,986	54,662	37,413
306	40,029	30,344	14	93	207	33,628	25,533
2,308	23,810	13,972	75	142	2,779	21,034	11,880
795,562	6,158,310	4,068,907	11,841	42,816	1,581,420	10,720,428	6,983,773
10,472	1,517,864	1,141,933	721	4,466	10,483	1,558,045	1,176,837
785,090	4,640,446	2,926,975	11,584	38,350	1,570,937	9,162,382	5,806,936
441,029	11,169,629	10,033,601	2,509	12,671	845,283	21,430,860	19,259,561
984	245,542	209,817	76	795	1,659	505,263	434,136
440,045	10,924,088	9,823,784	2,502	11,876	843,624	20,925,597	18,825,425
1,626	27,680	18,741	249	322	1,320	27,638	19,265
50	8,947	6,962	9	42	95	12,197	9,489
1,576	18,733	11,779	241	280	1,225	15,441	9,776

Note : Based on the Treatment Month (excluding herbal medicine, including pharmacy in Reimbursed Days, Medical Expense and Benefit)

제VI-2표
Table VI-2

298 질병분류별
Benefits by Classification of 298

구 분 Division			35 ~ 39 세				40 세 ~	
			진료실인원수 Patients	입내원일수 Visits	요양급여일수 Reimbursed Days	진료비 Medical Expense	급여비 Benefit	진료실인원수 Patients
								입내원일수 Visits
021	계	S.T	960	2,426	7,606	160,703	98,784	912
	입원	I.P	15	64	120	17,045	12,590	23
	외래	O.P	954	2,362	7,486	143,658	86,194	899
022	계	S.T	960	1,729	6,886	120,095	83,342	813
	입원	I.P	4	20	39	6,318	4,790	2
	외래	O.P	957	1,709	6,847	113,778	78,552	812
023	계	S.T	2,738	4,328	19,692	256,270	175,586	2,476
	입원	I.P	1	5	5	1,469	1,208	3
	외래	O.P	2,737	4,323	19,687	254,801	174,378	2,473
024	계	S.T	44,907	78,964	400,537	7,318,232	5,068,914	44,217
	입원	I.P	121	261	842	81,872	63,530	121
	외래	O.P	44,895	78,703	399,695	7,236,360	5,005,385	44,202
025	계	S.T	-	-	7	10	7	-
	입원	I.P	-	-	-	-	-	-
	외래	O.P	-	-	7	10	7	-
026	계	S.T	2	4	46	121	85	2
	입원	I.P	-	-	-	-	-	-
	외래	O.P	2	4	46	121	85	2
027	계	S.T	81	289	1,286	53,871	38,568	127
	입원	I.P	32	177	364	46,212	34,189	56
	외래	O.P	64	112	922	7,659	4,379	97
028	계	S.T	-	-	-	-	-	-
	입원	I.P	-	-	-	-	-	-
	외래	O.P	-	-	-	-	-	-
029	계	S.T	-	-	-	-	-	-
	입원	I.P	-	-	-	-	-	-
	외래	O.P	-	-	-	-	-	-
030	계	S.T	26	91	2,585	40,890	26,962	27
	입원	I.P	9	39	97	28,153	19,244	11
	외래	O.P	20	52	2,488	12,737	7,718	23
031	계	S.T	-	-	-	-	-	4
	입원	I.P	-	-	-	-	-	-
	외래	O.P	-	-	-	-	-	4
032	계	S.T	55	192	537	70,819	51,877	28
	입원	I.P	14	112	191	64,964	49,166	9
	외래	O.P	51	80	346	5,855	2,711	22
033	계	S.T	55,088	79,100	430,460	3,750,590	2,623,999	68,511
	입원	I.P	53	303	830	98,964	73,253	54
	외래	O.P	55,049	78,797	429,630	3,651,625	2,550,746	68,472
034	계	S.T	42,128	94,860	494,184	8,013,185	5,597,022	59,012
	입원	I.P	970	6,338	13,220	1,533,717	1,160,762	1,385
	외래	O.P	41,948	88,522	480,964	6,479,468	4,436,260	58,709
035	계	S.T	2	10	89	3,128	2,395	9
	입원	I.P	1	8	15	2,344	1,973	3
	외래	O.P	1	2	74	784	422	8
036	계	S.T	13	15	15	1,082	774	4
	입원	I.P	-	-	-	-	-	-
	외래	O.P	13	15	15	1,082	774	4
037	계	S.T	92	234	4,927	62,856	46,845	124
	입원	I.P	14	80	289	23,233	17,949	11
	외래	O.P	86	154	4,638	39,624	28,896	119
038	계	S.T	23,790	88,861	3,871,765	22,764,152	14,572,109	56,573
	입원	I.P	652	4,114	10,262	1,393,144	1,062,546	868
	외래	O.P	23,574	84,747	3,861,503	21,371,008	13,509,563	56,289
039	계	S.T	1,943	10,134	661,093	17,002,236	15,250,472	1,592
	입원	I.P	53	923	1,428	588,486	491,399	62
	외래	O.P	1,938	9,211	659,665	16,413,751	14,759,073	1,587
040	계	S.T	193	274	1,325	23,944	16,561	230
	입원	I.P	7	27	63	9,423	7,495	11
	외래	O.P	191	247	1,262	14,520	9,066	223

주 : 진료일 기준 (한의분류 제외, 요양급여일수, 진료비와 급여비는 약국포함)

연령별 진료현황(총계) <계속>

Disease Categories by Age(Total) <Cont'd>

(단위 : 명, 일, 천원)

Unit : Person, Day, KRW 1,000

44 세			45 세 ~ 49 세				
요양급여일수 Reimbursed Days	진료비 Medical Expense	급여비 Benefit	진료실인원수 Patients	입내원일수 Visits	요양급여일수 Reimbursed Days	진료비 Medical Expense	급여비 Benefit
9,389	180,300	112,439	692	1,746	6,126	151,794	98,677
531	43,060	32,483	15	165	351	62,093	46,434
8,858	137,240	79,957	686	1,581	5,775	89,700	52,243
6,378	102,520	69,988	546	1,018	4,358	72,635	50,021
15	2,241	1,566	6	29	65	10,645	8,021
6,363	100,278	68,422	541	989	4,293	61,990	42,000
18,145	233,358	160,149	1,898	2,967	15,121	177,740	121,443
58	3,096	2,523	-	-	-	-	-
18,087	230,263	157,626	1,898	2,967	15,121	177,740	121,443
402,827	6,923,989	4,775,823	33,907	60,479	350,103	5,300,745	3,657,882
804	83,986	62,969	95	255	702	97,939	73,673
402,023	6,840,003	4,712,854	33,893	60,224	349,401	5,202,806	3,584,209
-	-	-	2	2	9	599	299
-	-	-	-	-	-	-	-
-	-	-	2	2	9	599	299
2	310	217	7	7	26	418	293
-	-	-	-	-	-	-	-
2	310	217	7	7	26	418	293
1,875	105,718	76,055	220	940	3,470	213,774	154,976
613	92,779	68,746	99	631	1,306	190,855	141,784
1,262	12,939	7,310	177	309	2,164	22,919	13,192
-	-	-	1	2	2	104	93
-	-	-	-	-	-	-	-
-	-	-	1	2	2	104	93
-	-	-	1	2	182	522	283
-	-	-	-	-	-	-	-
-	-	-	1	2	182	522	283
4,356	113,159	87,733	35	572	4,413	266,951	199,656
305	101,073	79,976	16	428	590	245,832	186,932
4,051	12,086	7,757	27	144	3,823	21,120	12,724
4	90	45	-	-	-	-	-
-	-	-	-	-	-	-	-
4	90	45	-	-	-	-	-
587	30,304	22,895	34	143	1,278	69,069	51,136
122	26,754	21,178	10	88	161	62,923	47,758
465	3,550	1,717	29	55	1,117	6,146	3,378
563,729	4,728,884	3,319,051	65,298	95,586	572,270	4,521,262	3,163,146
779	110,428	80,140	61	444	855	144,444	107,798
562,950	4,618,456	3,238,911	65,260	95,142	571,415	4,376,819	3,055,348
726,981	11,216,162	7,813,682	59,366	140,563	796,320	11,499,230	8,023,831
18,534	2,133,119	1,601,280	1,424	9,778	19,183	2,204,625	1,662,197
708,447	9,083,043	6,212,402	59,084	130,785	777,137	9,294,605	6,361,634
89	8,163	6,348	4	6	123	664	420
36	7,344	5,894	-	-	-	-	-
53	819	454	4	6	123	664	420
32	571	334	2	2	13	124	87
-	-	-	-	-	-	-	-
32	571	334	2	2	13	124	87
9,313	80,721	57,042	126	300	9,378	72,329	49,110
199	28,881	20,966	6	71	139	23,695	17,754
9,114	51,840	36,076	124	229	9,239	48,634	31,356
9,161,286	49,823,831	32,179,643	58,356	217,583	9,928,122	54,050,678	35,140,228
15,537	1,899,743	1,436,881	748	5,116	13,960	1,835,902	1,409,710
9,145,749	47,924,088	30,742,762	58,121	212,467	9,914,162	52,214,776	33,730,519
546,521	13,945,724	12,541,965	1,695	9,112	597,088	15,168,722	13,640,170
1,297	401,045	347,990	55	1,228	1,908	400,080	348,639
545,224	13,544,679	12,193,975	1,691	7,884	595,180	14,768,642	13,291,531
2,244	28,220	20,079	211	281	1,640	17,487	11,643
106	13,124	10,298	3	12	22	2,890	2,364
2,138	15,096	9,781	208	269	1,618	14,597	9,279

Note : Based on the Treatment Month (excluding herbal medicine, including pharmacy in Reimbursed Days, Medical Expense and Benefit)

제VI-2표
Table VI-2

298 질병분류별
Benefits by Classification of 298

구 분 Division			50 ~ 54 세				55 세 ~	
			진료실인원수 Patients	입내원일수 Visits	요양급여일수 Reimbursed Days	진료비 Medical Expense	급여비 Benefit	진료실인원수 Patients
021	계	S.T	839	2,260	7,895	135,046	80,251	803
	입원	I.P	22	147	305	28,691	22,406	19
	외래	O.P	828	2,113	7,590	106,354	57,844	794
022	계	S.T	453	844	4,093	56,888	39,326	322
	입원	I.P	2	11	18	3,631	2,839	-
	외래	O.P	451	833	4,075	53,257	36,487	322
023	계	S.T	1,925	2,937	17,211	179,591	123,052	1,274
	입원	I.P	-	-	-	-	-	2
	외래	O.P	1,925	2,937	17,211	179,591	123,052	1,272
024	계	S.T	35,607	65,108	436,470	5,395,738	3,718,832	29,106
	입원	I.P	99	254	699	91,734	69,237	71
	외래	O.P	35,593	64,854	435,771	5,304,005	3,649,595	29,091
025	계	S.T	2	2	2	163	103	1
	입원	I.P	-	-	-	-	-	-
	외래	O.P	2	2	2	163	103	1
026	계	S.T	2	2	68	85	60	4
	입원	I.P	-	-	-	-	-	-
	외래	O.P	2	2	68	85	60	4
027	계	S.T	389	1,778	7,245	424,239	312,008	717
	입원	I.P	197	1,319	2,718	387,466	290,719	352
	외래	O.P	297	459	4,527	36,773	21,290	549
028	계	S.T	3	7	7	112	27	9
	입원	I.P	-	-	-	-	-	1
	외래	O.P	3	7	7	112	27	9
029	계	S.T	-	-	-	-	-	-
	입원	I.P	-	-	-	-	-	-
	외래	O.P	-	-	-	-	-	-
030	계	S.T	27	192	4,878	86,232	68,199	40
	입원	I.P	7	125	191	67,243	55,770	16
	외래	O.P	22	67	4,687	18,989	12,429	34
031	계	S.T	1	1	29	38	22	1
	입원	I.P	-	-	-	-	-	-
	외래	O.P	1	1	29	38	22	1
032	계	S.T	55	253	1,831	134,509	100,493	52
	입원	I.P	22	183	338	126,586	96,236	29
	외래	O.P	49	70	1,493	7,922	4,256	38
033	계	S.T	76,860	114,472	694,995	5,365,727	3,754,109	76,083
	입원	I.P	82	443	1,109	146,937	109,901	92
	외래	O.P	76,806	114,029	693,886	5,218,790	3,644,208	76,022
034	계	S.T	77,915	194,253	1,099,859	15,985,976	11,157,551	85,223
	입원	I.P	2,145	15,691	31,905	3,459,037	2,604,185	2,681
	외래	O.P	77,447	178,562	1,067,954	12,526,939	8,553,366	84,624
035	계	S.T	5	5	454	1,409	837	4
	입원	I.P	-	-	-	-	-	-
	외래	O.P	5	5	454	1,409	837	4
036	계	S.T	1	1	8	75	52	-
	입원	I.P	-	-	-	-	-	-
	외래	O.P	1	1	8	75	52	-
037	계	S.T	152	433	13,265	104,300	71,798	155
	입원	I.P	15	124	262	38,129	28,489	20
	외래	O.P	148	309	13,003	66,171	43,309	142
038	계	S.T	69,415	267,648	12,343,583	68,442,758	44,475,118	67,504
	입원	I.P	875	6,032	15,724	2,689,153	2,141,852	888
	외래	O.P	69,114	261,616	12,327,859	65,753,605	42,333,266	67,165
039	계	S.T	1,460	8,064	517,730	13,084,605	11,757,064	1,369
	입원	I.P	43	1,242	1,786	493,223	422,323	45
	외래	O.P	1,454	6,822	515,944	12,591,382	11,334,741	1,361
040	계	S.T	229	315	1,637	29,889	20,288	167
	입원	I.P	12	38	88	14,076	10,600	7
	외래	O.P	221	277	1,549	15,813	9,688	161

주 : 진료일 기준 (한의원류 제외, 요양급여일수, 진료비와 급여비는 약국포함)

연령별 진료현황(총계) <계속>

Disease Categories by Age(Total) <Cont'd>

(단위 : 명, 일, 천원)

Unit : Person, Day, KRW 1,000

59 세			60 ~ 64 세				
요양급여일수 Reimbursed Days	진료비 Medical Expense	급여비 Benefit	진료실인원수 Patients	입내원일수 Visits	요양급여일수 Reimbursed Days	진료비 Medical Expense	급여비 Benefit
6,300	216,655	168,383	940	2,542	8,934	167,525	101,493
552	128,909	122,104	37	227	492	57,580	44,593
5,748	87,746	46,279	919	2,315	8,442	109,945	56,900
3,379	41,591	28,126	226	417	3,049	29,361	20,045
-	-	-	-	-	-	-	-
3,379	41,591	28,126	226	417	3,049	29,361	20,045
13,159	123,476	84,945	889	1,470	10,749	85,758	58,717
15	2,395	1,958	-	-	-	-	-
13,144	121,081	82,988	889	1,470	10,749	85,758	58,717
396,261	4,180,315	2,886,500	25,485	47,221	347,736	3,492,657	2,418,720
609	64,720	48,909	77	169	481	76,590	59,737
395,652	4,115,595	2,837,591	25,471	47,052	347,255	3,416,067	2,358,983
4	27	19	4	4	15	244	139
-	-	-	-	-	-	-	-
4	27	19	4	4	15	244	139
14	64	45	2	2	12	59	41
-	-	-	-	-	-	-	-
14	64	45	2	2	12	59	41
14,825	792,740	575,405	1,225	6,428	27,469	1,571,504	1,153,180
5,159	717,256	531,402	661	4,891	10,116	1,443,614	1,078,703
9,666	75,484	44,003	911	1,537	17,353	127,891	74,477
250	13,395	8,687	14	132	282	2,437	1,120
56	12,233	8,141	-	-	-	-	-
194	1,162	546	14	132	282	2,437	1,120
5	22	16	2	2	4	78	64
-	-	-	-	-	-	-	-
5	22	16	2	2	4	78	64
7,875	305,465	228,780	47	1,240	8,458	437,768	334,097
1,061	279,843	213,103	22	1,139	1,462	416,157	320,160
6,814	25,623	15,677	36	101	6,996	21,611	13,937
175	98	57	-	-	120	128	84
-	-	-	-	-	-	-	-
175	98	57	-	-	120	128	84
784	162,359	123,668	77	487	2,899	210,282	159,219
452	157,832	121,640	37	385	819	201,828	154,888
332	4,527	2,028	66	102	2,080	8,454	4,330
725,259	5,455,914	3,810,909	78,397	125,564	795,528	5,853,521	4,101,412
1,320	160,647	116,304	103	535	1,403	174,758	136,608
723,939	5,295,267	3,694,604	78,323	125,029	794,125	5,678,763	3,964,804
1,313,289	18,430,512	12,889,746	98,618	282,547	1,691,141	23,405,828	16,395,115
41,096	4,375,131	3,285,211	3,643	31,355	59,430	6,328,941	4,763,193
1,272,193	14,055,382	9,604,534	97,782	251,192	1,631,711	17,076,887	11,631,921
121	422	267	5	5	295	1,451	815
-	-	-	-	-	-	-	-
121	422	267	5	5	295	1,451	815
-	-	-	1	1	77	393	274
-	-	-	-	-	-	-	-
-	-	-	1	1	77	393	274
12,329	213,929	168,785	164	426	13,042	93,528	66,091
557	152,538	128,188	11	115	514	23,366	17,840
11,772	61,391	40,597	160	311	12,528	70,163	48,251
12,409,860	70,063,010	45,309,369	67,810	268,745	12,281,771	68,551,331	43,979,254
17,651	3,081,645	2,455,782	893	6,197	17,148	2,235,497	1,733,390
12,392,209	66,981,365	42,853,586	67,432	262,548	12,264,623	66,315,835	42,245,864
480,383	12,149,698	10,929,321	972	5,854	348,777	8,914,773	8,006,015
1,531	391,137	341,850	34	1,422	1,813	398,572	348,374
478,852	11,758,562	10,587,471	970	4,432	346,964	8,516,201	7,657,642
1,816	23,367	16,041	143	246	1,357	21,029	14,773
78	9,751	7,801	6	38	63	10,123	7,953
1,738	13,615	8,240	139	208	1,294	10,906	6,820

Note : Based on the Treatment Month (excluding herbal medicine, including pharmacy in Reimbursed Days, Medical Expense and Benefit)

제VI-2표
Table VI-2

298 질병분류별
Benefits by Classification of 298

구 분 Division			65 ~ 69 세				70 세 ~		
			진료실인원수 Patients	입내원일수 Visits	요양급여일수 Reimbursed Days	진료비 Medical Expense	급여비 Benefit	진료실인원수 Patients	입내원일수 Visits
021	계	S.T	1,107	2,866	11,792	162,467	92,146	962	2,508
	입원	I.P	28	171	362	36,436	27,316	22	88
	외래	O.P	1,094	2,695	11,430	126,031	64,831	951	2,420
022	계	S.T	124	203	1,360	15,067	10,523	44	68
	입원	I.P	-	-	-	-	-	-	-
	외래	O.P	124	203	1,360	15,067	10,523	44	68
023	계	S.T	466	844	6,140	49,508	35,037	221	367
	입원	I.P	-	-	-	-	-	-	-
	외래	O.P	466	844	6,140	49,508	35,037	221	367
024	계	S.T	18,986	35,988	249,881	2,528,996	1,824,134	10,367	20,261
	입원	I.P	52	141	393	54,268	42,178	26	52
	외래	O.P	18,983	35,847	249,488	2,474,728	1,781,956	10,360	20,209
025	계	S.T	3	4	28	836	545	2	2
	입원	I.P	1	1	6	375	298	1	1
	외래	O.P	3	3	22	461	247	1	1
026	계	S.T	1	1	98	295	196	2	2
	입원	I.P	-	-	-	-	-	-	-
	외래	O.P	1	1	98	295	196	2	2
027	계	S.T	1,299	7,543	29,259	1,877,499	1,394,957	1,163	6,944
	입원	I.P	765	5,920	11,748	1,742,924	1,313,029	704	5,577
	외래	O.P	940	1,623	17,511	134,575	81,929	815	1,367
028	계	S.T	9	16	46	1,267	455	4	4
	입원	I.P	-	-	-	-	-	-	-
	외래	O.P	9	16	46	1,267	455	4	4
029	계	S.T	2	2	2	158	62	1	4
	입원	I.P	-	-	-	-	-	-	-
	외래	O.P	2	2	2	158	62	1	4
030	계	S.T	57	1,155	8,694	516,318	388,656	47	1,112
	입원	I.P	29	917	1,457	481,099	366,411	27	984
	외래	O.P	34	238	7,237	35,219	22,245	29	128
031	계	S.T	2	7	96	659	507	-	-
	입원	I.P	-	-	-	-	-	-	-
	외래	O.P	2	7	96	659	507	-	-
032	계	S.T	78	506	2,724	327,051	250,419	75	547
	입원	I.P	40	410	701	314,597	243,198	44	452
	외래	O.P	59	96	2,023	12,454	7,221	56	95
033	계	S.T	68,381	115,567	716,494	5,390,088	4,082,235	44,242	78,708
	입원	I.P	76	1,049	1,739	352,167	279,012	61	1,044
	외래	O.P	68,328	114,518	714,755	5,037,921	3,803,223	44,199	77,664
034	계	S.T	86,929	270,055	1,673,477	21,994,329	15,885,677	58,115	195,326
	입원	I.P	3,261	28,914	55,839	6,075,896	4,599,230	2,268	21,128
	외래	O.P	86,240	241,141	1,617,638	15,918,433	11,286,447	57,649	174,198
035	계	S.T	4	7	257	444	328	2	2
	입원	I.P	-	-	-	-	-	-	-
	외래	O.P	4	7	257	444	328	2	2
036	계	S.T	-	-	74	220	151	-	-
	입원	I.P	-	-	-	-	-	-	-
	외래	O.P	-	-	74	220	151	-	-
037	계	S.T	133	298	9,335	63,702	45,923	83	207
	입원	I.P	5	48	59	15,450	13,278	4	47
	외래	O.P	129	250	9,276	48,253	32,644	79	160
038	계	S.T	50,607	197,965	8,749,348	50,215,600	32,343,705	26,519	101,530
	입원	I.P	717	5,285	13,904	2,230,747	1,773,339	415	3,629
	외래	O.P	50,290	192,680	8,735,444	47,984,853	30,570,366	26,303	97,901
039	계	S.T	753	5,601	271,872	6,801,814	6,110,515	406	2,971
	입원	I.P	37	2,010	2,423	277,898	235,101	19	1,094
	외래	O.P	751	3,591	269,449	6,523,917	5,875,414	406	1,877
040	계	S.T	98	136	832	8,941	5,823	68	93
	입원	I.P	2	5	17	1,273	925	4	16
	외래	O.P	97	131	815	7,668	4,899	65	77

주 : 진료일 기준 (한의원류 제외, 요양급여일수, 진료비와 급여비는 약국포함)

연령별 진료현황(총계) <계속>

Disease Categories by Age(Total) <Cont'd>

(단위 : 명, 일, 천원)

Unit : Person, Day, KRW 1,000

74 세			75 세이상				
요양급여일수 Reimbursed Days	진료비 Medical Expense	급여비 Benefit	진료실인원수 Patients	입내원일수 Visits	요양급여일수 Reimbursed Days	진료비 Medical Expense	급여비 Benefit
9,518	135,982	74,249	2,168	5,668	21,711	361,899	229,615
185	24,836	17,618	40	611	776	130,346	106,629
9,333	111,146	56,630	2,147	5,057	20,935	231,553	122,987
738	4,876	3,278	54	151	1,193	23,307	17,904
-	-	-	1	58	66	16,340	12,867
738	4,876	3,278	53	93	1,127	6,968	5,036
2,410	20,166	14,679	183	341	2,814	21,925	15,711
-	-	-	1	5	15	2,577	1,868
2,410	20,166	14,679	182	336	2,799	19,348	13,843
135,053	1,305,208	954,373	9,719	19,633	129,125	1,206,110	889,728
196	18,023	13,812	31	120	248	30,473	23,588
134,857	1,287,186	940,561	9,710	19,513	128,877	1,175,639	866,141
7	523	421	1	1	66	297	261
6	494	393	-	-	-	-	-
1	29	28	1	1	66	297	261
9	43	36	1	1	100	288	210
-	-	-	-	-	-	-	-
9	43	36	1	1	100	288	210
25,494	1,908,427	1,424,429	2,231	15,721	61,286	4,633,831	3,483,940
11,103	1,795,571	1,356,952	1,525	13,566	24,838	4,412,497	3,343,428
14,391	112,856	67,477	1,327	2,155	36,448	221,333	140,511
4	121	59	3	7	196	851	752
-	-	-	-	-	-	-	-
4	121	59	3	7	196	851	752
21	283	152	-	-	-	-	-
-	-	-	-	-	-	-	-
21	283	152	-	-	-	-	-
6,887	443,103	342,394	92	1,668	17,639	659,917	493,757
1,230	420,340	327,862	39	1,492	1,861	610,006	460,911
5,657	22,763	14,532	64	176	15,778	49,911	32,846
-	-	-	-	-	-	-	-
-	-	-	-	-	-	-	-
-	-	-	-	-	-	-	-
2,151	369,317	285,687	160	2,253	5,134	920,255	702,360
759	360,450	281,118	116	2,124	2,946	898,577	689,788
1,392	8,867	4,569	86	129	2,188	21,677	12,572
481,082	3,624,556	2,779,675	55,622	100,880	610,357	4,426,501	3,390,125
1,528	302,123	236,924	116	986	1,894	314,039	239,145
479,554	3,322,433	2,542,752	55,536	99,894	608,463	4,112,462	3,150,983
1,243,133	15,817,294	11,485,593	91,525	343,872	2,374,012	30,328,797	22,114,879
39,856	4,461,790	3,373,520	5,127	54,720	98,498	11,512,196	8,756,640
1,203,277	11,355,505	8,112,073	90,171	289,152	2,275,514	18,816,602	13,358,239
544	907	638	5	5	128	1,063	757
-	-	-	-	-	-	-	-
544	907	638	5	5	128	1,063	757
7	10	8	1	1	107	223	168
-	-	-	-	-	-	-	-
7	10	8	1	1	107	223	168
4,785	38,773	28,085	138	370	4,931	104,269	76,582
92	18,378	14,526	12	150	301	72,018	57,736
4,693	20,395	13,559	130	220	4,630	32,251	18,847
4,317,479	26,173,251	17,039,124	25,850	99,796	3,684,455	25,218,135	16,562,899
8,437	1,839,351	1,527,663	899	10,279	19,345	2,793,514	2,131,650
4,309,042	24,333,899	15,511,462	25,358	89,517	3,665,110	22,424,620	14,431,248
148,302	3,616,079	3,252,366	384	4,194	136,917	3,557,901	3,193,963
1,258	180,447	156,647	35	2,395	2,847	444,701	389,510
147,044	3,435,632	3,095,719	381	1,799	134,070	3,113,201	2,804,452
414	9,327	7,034	83	162	1,101	33,007	24,084
27	4,944	3,985	11	70	146	24,102	18,738
387	4,383	3,049	74	92	955	8,905	5,346

Note : Based on the Treatment Month (excluding herbal medicine, including pharmacy in Reimbursed Days, Medical Expense and Benefit)

제VI-2표
Table VI-2

298 질병분류별
Benefits by Classification of 298

구 분 Division			총 계 G.T				0 세	
			진료실인원수 Patients	입내원일수 Visits	요양급여일수 Reimbursed Days	진료비 Medical Expense	급여비 Benefit	진료실인원수 Patients
								입내원일수 Visits
041	계	S.T	1,444,470	3,429,682	10,202,875	225,287,865	170,552,259	14,069
	입원	I.P	75,404	272,251	539,997	65,862,071	57,214,264	4,120
	외래	O.P	1,402,391	3,157,431	9,662,878	159,425,794	113,337,994	11,331
042	계	S.T	2,781,832	6,106,170	48,561,790	348,000,552	250,689,587	7,102
	입원	I.P	3,598	53,548	97,573	35,847,893	29,549,912	9
	외래	O.P	2,779,783	6,052,622	48,464,217	312,152,659	221,139,676	7,095
043	계	S.T	1,003	4,631	22,345	1,269,052	939,885	-
	입원	I.P	528	3,042	7,813	1,139,157	871,189	-
	외래	O.P	909	1,589	14,532	129,895	68,696	-
044	계	S.T	5	48	485	9,844	6,780	-
	입원	I.P	3	19	41	7,976	5,769	-
	외래	O.P	3	29	444	1,869	1,011	-
045	계	S.T	58	89	4,645	9,779	6,813	-
	입원	I.P	-	-	-	-	-	-
	외래	O.P	58	89	4,645	9,779	6,813	-
046	계	S.T	42	60	520	3,699	2,259	-
	입원	I.P	-	-	-	-	-	-
	외래	O.P	42	60	520	3,699	2,259	-
047	계	S.T	3,179	4,745	56,321	389,536	249,374	1
	입원	I.P	30	373	600	108,646	82,892	-
	외래	O.P	3,164	4,372	55,721	280,890	166,482	1
048	계	S.T	17	103	572	27,569	19,316	-
	입원	I.P	6	61	109	23,408	17,661	-
	외래	O.P	16	42	463	4,162	1,655	-
049	계	S.T	7	8	41	618	426	-
	입원	I.P	-	-	-	-	-	-
	외래	O.P	7	8	41	618	426	-
050	계	S.T	32	56	1,398	12,085	7,839	-
	입원	I.P	-	-	-	-	-	-
	외래	O.P	32	56	1,398	12,085	7,839	-
051	계	S.T	1	1	16	42	29	-
	입원	I.P	-	-	-	-	-	-
	외래	O.P	1	1	16	42	29	-
052	계	S.T	872	951	2,240	11,075	8,083	-
	입원	I.P	-	-	-	-	-	-
	외래	O.P	872	951	2,240	11,075	8,083	-
053	계	S.T	6,425	9,396	94,424	809,868	525,502	4
	입원	I.P	100	814	1,508	247,595	181,574	-
	외래	O.P	6,361	8,582	92,916	562,274	343,928	4
054	계	S.T	5,553	11,055	328,803	1,934,570	1,258,412	-
	입원	I.P	65	1,436	2,076	430,722	331,062	-
	외래	O.P	5,507	9,619	326,727	1,503,848	927,351	-
055	계	S.T	270	892	11,128	57,146	36,900	-
	입원	I.P	3	124	152	10,086	7,743	-
	외래	O.P	269	768	10,976	47,060	29,157	-
056	계	S.T	26	37	310	1,500	1,091	-
	입원	I.P	-	-	-	-	-	-
	외래	O.P	26	37	310	1,500	1,091	-
057	계	S.T	112,425	192,367	1,676,641	13,596,373	9,824,167	440
	입원	I.P	1,442	9,508	17,168	3,144,628	2,546,311	12
	외래	O.P	111,224	182,859	1,659,473	10,451,746	7,277,856	431
058	계	S.T	24,812	531,301	2,709,570	175,130,359	159,116,216	2
	입원	I.P	7,294	223,396	385,822	89,726,886	79,655,460	-
	외래	O.P	24,359	307,905	2,323,748	85,403,473	79,460,756	2
059	계	S.T	12,345	329,707	2,191,355	120,500,891	109,940,917	-
	입원	I.P	5,075	172,611	311,038	77,803,761	70,191,311	-
	외래	O.P	11,964	157,096	1,880,317	42,697,131	39,749,607	-
060	계	S.T	159,993	1,949,240	16,120,830	631,480,800	563,532,215	-
	입원	I.P	39,567	989,218	1,838,261	412,041,656	363,713,465	-
	외래	O.P	157,089	960,022	14,282,569	219,439,144	199,818,750	-

주 : 진료일 기준 (한의원료 제외, 요양급여일수, 진료비와 급여비는 약국포함)

연령별 진료현황(총계) <계속>

Disease Categories by Age(Total) <Cont'd>

(단위 : 명, 일, 천원)

Unit : Person, Day, KRW 1,000

0Age			1 ~ 4 세				
요양급여일수 Reimbursed Days	진료비 Medical Expense	급여비 Benefit	진료실인원수 Patients	입내원일수 Visits	요양급여일수 Reimbursed Days	진료비 Medica Expense	급여비 Benefit
85,759	3,661,809	3,328,969	424,935	1,034,325	3,647,320	57,010,801	47,939,870
23,114	2,964,560	2,729,760	39,888	140,687	277,789	29,913,644	26,922,020
62,645	697,250	599,209	407,330	893,638	3,369,531	27,097,158	21,017,850
30,130	288,865	260,191	33,913	45,245	179,874	1,505,438	1,232,900
90	23,813	23,105	36	210	432	85,717	76,398
30,040	265,053	237,086	33,884	45,035	179,442	1,419,721	1,156,503
-	-	-	1	3	17	104	82
-	-	-	-	-	-	-	-
-	-	-	1	3	17	104	82
-	-	-	-	-	-	-	-
-	-	-	-	-	-	-	-
-	-	-	-	-	-	-	-
-	-	-	1	1	31	33	28
-	-	-	-	-	-	-	-
-	-	-	1	1	31	33	28
-	-	-	-	-	-	-	-
-	-	-	-	-	-	-	-
-	-	-	-	-	-	-	-
1	20	19	3	4	9	78	61
-	-	-	-	-	-	-	-
1	20	19	3	4	9	78	61
-	-	-	-	-	-	-	-
-	-	-	-	-	-	-	-
-	-	-	-	-	-	-	-
-	-	-	-	-	-	-	-
-	-	-	-	-	-	-	-
-	-	-	-	-	-	-	-
-	-	-	-	-	-	-	-
-	-	-	-	-	-	-	-
-	-	-	-	-	-	-	-
-	-	-	-	-	-	-	-
-	-	-	-	-	-	-	-
-	-	-	-	-	-	-	-
-	-	-	-	-	-	-	-
-	-	-	-	-	-	-	-
-	-	-	5	7	16	250	187
-	-	-	-	-	-	-	-
-	-	-	5	7	16	250	187
11	98	88	241	300	1,036	8,208	6,536
-	-	-	-	-	-	-	-
11	98	88	241	300	1,036	8,208	6,536
-	-	-	-	-	-	-	-
-	-	-	-	-	-	-	-
-	-	-	-	-	-	-	-
-	-	-	-	-	-	-	-
-	-	-	-	-	-	-	-
-	-	-	-	-	-	-	-
-	-	-	-	-	-	-	-
-	-	-	-	-	-	-	-
-	-	-	-	-	-	-	-
-	-	-	-	-	-	-	-
2,549	44,263	40,907	6,896	12,103	50,914	533,749	439,247
97	16,870	15,944	96	238	503	63,453	58,368
2,452	27,393	24,963	6,813	11,865	50,411	470,296	380,879
12	501	465	5	8	92	364	293
-	-	-	-	-	-	-	-
12	501	465	5	8	92	364	293
-	-	-	-	-	-	-	-
-	-	-	-	-	-	-	-
-	-	-	-	-	-	-	-
-	-	-	-	-	6	19	15
-	-	-	-	-	-	-	-
-	-	-	-	-	6	19	15

Note : Based on the Treatment Month (excluding herbal medicine, including pharmacy in Reimbursed Days, Medical Expense and Benefit)

제VI-2표
Table VI-2

298 질병분류별
Benefits by Classification of 298

구 분 Division			5 ~ 9 세				10 세 ~		
			진료실인원수 Patients	입내원일수 Visits	요양급여일수 Reimbursed Days	진료비 Medical Expense	급여비 Benefit	진료실인원수 Patients	입내원일수 Visits
041	계	S.T	290,549	617,783	1,970,412	35,244,120	27,505,694	100,993	283,289
	입원	I.P	17,453	63,274	125,524	13,597,595	12,149,613	2,299	6,519
	외래	O.P	280,249	554,509	1,844,888	21,646,525	15,356,080	99,184	276,770
042	계	S.T	20,595	28,428	121,370	1,019,515	742,338	27,615	41,887
	입원	I.P	14	141	248	56,903	49,827	9	178
	외래	O.P	20,584	28,287	121,122	962,612	692,511	27,611	41,709
043	계	S.T	12	41	139	10,506	8,843	16	47
	입원	I.P	5	28	84	9,744	8,424	6	29
	외래	O.P	10	13	55	762	419	15	18
044	계	S.T	-	-	-	-	-	-	-
	입원	I.P	-	-	-	-	-	-	-
	외래	O.P	-	-	-	-	-	-	-
045	계	S.T	-	-	-	-	-	2	2
	입원	I.P	-	-	-	-	-	-	-
	외래	O.P	-	-	-	-	-	2	2
046	계	S.T	1	2	7	53	37	1	1
	입원	I.P	-	-	-	-	-	-	-
	외래	O.P	1	2	7	53	37	1	1
047	계	S.T	5	6	9	123	90	14	24
	입원	I.P	-	-	-	-	-	-	-
	외래	O.P	5	6	9	123	90	14	24
048	계	S.T	-	-	-	-	-	-	-
	입원	I.P	-	-	-	-	-	-	-
	외래	O.P	-	-	-	-	-	-	-
049	계	S.T	-	-	-	-	-	-	-
	입원	I.P	-	-	-	-	-	-	-
	외래	O.P	-	-	-	-	-	-	-
050	계	S.T	-	-	-	-	-	-	-
	입원	I.P	-	-	-	-	-	-	-
	외래	O.P	-	-	-	-	-	-	-
051	계	S.T	-	-	-	-	-	-	-
	입원	I.P	-	-	-	-	-	-	-
	외래	O.P	-	-	-	-	-	-	-
052	계	S.T	1	1	1	13	10	1	3
	입원	I.P	-	-	-	-	-	-	-
	외래	O.P	1	1	1	13	10	1	3
053	계	S.T	243	301	947	10,019	6,612	93	107
	입원	I.P	1	1	1	391	366	-	-
	외래	O.P	242	300	946	9,628	6,246	93	107
054	계	S.T	-	-	-	-	-	-	-
	입원	I.P	-	-	-	-	-	-	-
	외래	O.P	-	-	-	-	-	-	-
055	계	S.T	-	-	-	-	-	-	-
	입원	I.P	-	-	-	-	-	-	-
	외래	O.P	-	-	-	-	-	-	-
056	계	S.T	-	-	-	-	-	-	-
	입원	I.P	-	-	-	-	-	-	-
	외래	O.P	-	-	-	-	-	-	-
057	계	S.T	5,940	9,145	41,703	428,029	317,737	2,892	4,358
	입원	I.P	77	153	310	40,713	37,286	23	70
	외래	O.P	5,869	8,992	41,393	387,316	280,451	2,872	4,288
058	계	S.T	26	49	165	11,280	10,277	44	213
	입원	I.P	1	2	7	2,713	2,510	3	47
	외래	O.P	25	47	158	8,567	7,767	43	166
059	계	S.T	-	-	-	-	-	-	-
	입원	I.P	-	-	-	-	-	-	-
	외래	O.P	-	-	-	-	-	-	-
060	계	S.T	-	-	6	23	17	2	5
	입원	I.P	-	-	-	-	-	-	-
	외래	O.P	-	-	6	23	17	2	5

주 : 진료일 기준 (한의원류 제외, 요양급여일수, 진료비와 급여비는 약국포함)

연령별 진료현황(총계) <계속>

Disease Categories by Age(Total) <Cont'd>

(단위 : 명, 일, 천원)

Unit : Person, Day, KRW 1,000

14 세			15 ~ 19 세				
요양급여일수 Reimbursed Days	진료비 Medical Expense	급여비 Benefit	진료실인원수 Patients	입내원일수 Visits	요양급여일수 Reimbursed Days	진료비 Medical Expense	급여비 Benefit
553,028	19,593,627	13,893,427	62,316	177,237	368,722	13,296,969	9,366,930
14,028	1,584,629	1,420,788	1,178	3,682	8,388	1,166,470	939,116
539,000	18,008,998	12,472,639	61,433	173,555	360,334	12,130,500	8,427,814
215,982	1,814,374	1,323,575	47,312	79,202	510,212	3,916,754	2,738,048
283	250,316	232,302	11	114	179	52,282	46,233
215,699	1,564,058	1,091,274	47,305	79,088	510,033	3,864,472	2,691,815
184	9,939	8,632	31	141	454	37,830	28,568
90	9,077	8,173	17	97	256	34,552	27,137
94	862	459	28	44	198	3,278	1,432
-	-	-	-	-	15	21	15
-	-	-	-	-	-	-	-
-	-	-	-	-	15	21	15
2	36	22	5	5	5	86	61
-	-	-	-	-	-	-	-
2	36	22	5	5	5	86	61
2	23	16	1	1	2	25	17
-	-	-	-	-	-	-	-
2	23	16	1	1	2	25	17
37	967	579	25	36	209	4,565	3,366
-	-	-	1	4	4	1,644	1,536
37	967	579	25	32	205	2,922	1,830
-	-	-	-	-	-	-	-
-	-	-	-	-	-	-	-
-	-	-	-	-	-	-	-
3	12	9	1	1	1	21	12
-	-	-	-	-	-	-	-
3	12	9	1	1	1	21	12
3	11	7	-	-	-	-	-
-	-	-	-	-	-	-	-
3	11	7	-	-	-	-	-
-	-	-	-	-	-	-	-
-	-	-	-	-	-	-	-
-	-	-	-	-	-	-	-
5	185	57	2	2	2	121	84
-	-	-	-	-	-	-	-
5	185	57	2	2	2	121	84
327	4,189	2,682	71	89	303	3,392	2,324
-	-	-	-	-	-	-	-
327	4,189	2,682	71	89	303	3,392	2,324
-	-	-	12	15	29	613	385
-	-	-	-	-	-	-	-
-	-	-	12	15	29	613	385
-	-	-	1	1	1	62	44
-	-	-	-	-	-	-	-
-	-	-	1	1	1	62	44
-	-	-	-	-	-	-	-
-	-	-	-	-	-	-	-
-	-	-	-	-	-	-	-
21,457	222,253	153,282	2,941	4,428	25,510	266,970	187,911
120	19,228	14,832	29	131	233	35,784	29,610
21,337	203,025	138,449	2,918	4,297	25,277	231,186	158,300
336	78,503	69,174	84	780	1,613	299,100	273,218
64	28,477	23,880	14	101	212	77,073	65,589
272	50,026	45,294	83	679	1,401	222,026	207,629
3	9	6	-	-	3	7	4
-	-	-	-	-	-	-	-
3	9	6	-	-	3	7	4
19	909	734	8	79	1,385	65,617	60,001
-	-	-	3	25	86	29,325	27,104
19	909	734	8	54	1,299	36,293	32,896

Note : Based on the Treatment Month (excluding herbal medicine, including pharmacy in Reimbursed Days, Medical Expense and Benefit)

제VI-2표
Table VI-2

298 질병분류별
Benefits by Classification of 298

구 분 Division			20 ~ 24 세				25 세 ~	
			진료실인원수 Patients	입내원일수 Visits	요양급여일수 Reimbursed Days	진료비 Medical Expense	급여비 Benefit	진료실인원수 Patients
								입내원일수 Visits
041	계	S.T	61,636	172,489	356,291	13,378,417	9,283,110	71,399
	입원	I.P	1,142	3,347	7,854	1,279,690	964,388	1,234
	외래	O.P	60,754	169,142	348,437	12,098,728	8,318,722	70,402
042	계	S.T	112,444	198,970	1,212,785	11,942,700	8,252,186	173,908
	입원	I.P	24	296	734	96,514	75,292	45
	외래	O.P	112,430	198,674	1,212,051	11,846,186	8,176,894	173,880
043	계	S.T	132	661	2,194	171,316	122,964	106
	입원	I.P	76	443	1,112	154,016	115,151	58
	외래	O.P	114	218	1,082	17,300	7,813	96
044	계	S.T	-	-	7	28	19	1
	입원	I.P	-	-	-	-	-	1
	외래	O.P	-	-	7	28	19	1
045	계	S.T	4	4	37	148	99	2
	입원	I.P	-	-	-	-	-	-
	외래	O.P	4	4	37	148	99	2
046	계	S.T	-	-	-	-	-	3
	입원	I.P	-	-	-	-	-	-
	외래	O.P	-	-	-	-	-	3
047	계	S.T	36	58	655	6,938	4,980	66
	입원	I.P	1	4	18	3,329	2,701	1
	외래	O.P	36	54	637	3,609	2,279	65
048	계	S.T	2	35	62	10,325	7,306	2
	입원	I.P	1	33	39	9,966	7,166	1
	외래	O.P	1	2	23	360	141	2
049	계	S.T	-	-	-	-	-	-
	입원	I.P	-	-	-	-	-	-
	외래	O.P	-	-	-	-	-	-
050	계	S.T	-	-	17	88	61	-
	입원	I.P	-	-	-	-	-	-
	외래	O.P	-	-	17	88	61	-
051	계	S.T	-	-	-	-	-	-
	입원	I.P	-	-	-	-	-	-
	외래	O.P	-	-	-	-	-	-
052	계	S.T	10	11	17	516	358	10
	입원	I.P	-	-	-	-	-	-
	외래	O.P	10	11	17	516	358	10
053	계	S.T	143	169	548	11,464	7,927	195
	입원	I.P	2	6	26	4,391	3,444	3
	외래	O.P	141	163	522	7,073	4,483	192
054	계	S.T	40	57	125	3,890	1,895	85
	입원	I.P	-	-	-	-	-	-
	외래	O.P	40	57	125	3,890	1,895	85
055	계	S.T	-	-	-	-	-	1
	입원	I.P	-	-	-	-	-	-
	외래	O.P	-	-	-	-	-	1
056	계	S.T	-	-	-	-	-	-
	입원	I.P	-	-	-	-	-	-
	외래	O.P	-	-	-	-	-	-
057	계	S.T	4,490	6,632	40,172	435,114	298,322	6,789
	입원	I.P	33	135	301	50,553	38,696	41
	외래	O.P	4,461	6,497	39,871	384,561	259,626	6,755
058	계	S.T	177	2,353	7,973	870,013	780,509	342
	입원	I.P	39	632	1,374	417,805	367,115	88
	외래	O.P	177	1,721	6,599	452,208	413,394	340
059	계	S.T	2	64	346	41,402	39,262	3
	입원	I.P	2	41	48	34,464	32,672	-
	외래	O.P	1	23	298	6,938	6,591	3
060	계	S.T	31	747	4,538	422,984	368,706	160
	입원	I.P	15	457	811	251,517	209,676	68
	외래	O.P	28	290	3,727	171,467	159,030	156

주 : 진료일 기준 (한의원류 제외, 요양급여일수, 진료비와 급여비는 약국포함)

연령별 진료현황(총계) <계속>

Disease Categories by Age(Total) <Cont'd>

(단위 : 명, 일, 천원)

Unit : Person, Day, KRW 1,000

29 세			30 ~ 34 세				
요양급여일수 Reimbursed Days	진료비 Medical Expense	급여비 Benefit	진료실인원수 Patients	입내원일수 Visits	요양급여일수 Reimbursed Days	진료비 Medical Expense	급여비 Benefit
406,193	15,195,193	10,571,778	66,354	172,074	377,868	12,683,514	8,855,096
8,402	1,382,963	1,048,910	1,220	3,584	8,154	1,327,488	1,007,931
397,791	13,812,230	9,522,869	65,326	168,490	369,714	11,356,026	7,847,165
1,957,386	19,833,696	13,784,863	193,066	374,546	2,307,030	21,355,280	14,793,652
1,412	475,020	429,552	58	668	1,333	272,704	226,677
1,955,974	19,358,675	13,355,310	193,035	373,878	2,305,697	21,082,576	14,566,975
1,664	128,263	94,615	99	470	1,740	118,933	88,454
781	112,948	86,857	59	302	928	106,457	82,137
883	15,315	7,758	92	168	812	12,476	6,317
36	2,809	1,901	1	1	1	24	3
8	2,336	1,817	-	-	-	-	-
28	473	84	1	1	1	24	3
127	320	223	1	1	49	157	107
-	-	-	-	-	-	-	-
127	320	223	1	1	49	157	107
7	83	42	-	-	-	-	-
-	-	-	-	-	-	-	-
7	83	42	-	-	-	-	-
1,414	12,515	8,571	96	266	1,544	17,361	12,566
28	5,922	4,224	3	137	137	10,588	8,500
1,386	6,594	4,348	93	129	1,407	6,773	4,066
84	1,280	784	1	5	7	2,125	1,550
18	655	501	1	4	6	2,108	1,542
66	625	283	1	1	1	17	9
-	-	-	1	2	6	141	99
-	-	-	-	-	-	-	-
-	-	-	1	2	6	141	99
30	101	70	-	-	12	44	30
-	-	-	-	-	-	-	-
30	101	70	-	-	12	44	30
-	-	-	-	-	-	-	-
-	-	-	-	-	-	-	-
-	-	-	-	-	-	-	-
24	241	115	17	27	120	1,596	742
-	-	-	-	-	-	-	-
24	241	115	17	27	120	1,596	742
933	19,072	11,609	216	290	2,367	23,591	14,896
42	5,901	4,075	4	11	32	4,408	3,416
891	13,171	7,534	213	279	2,335	19,183	11,479
836	7,070	4,000	104	153	849	13,358	6,680
-	-	-	-	-	-	-	-
836	7,070	4,000	104	153	849	13,358	6,680
13	59	42	2	3	3	77	51
-	-	-	-	-	-	-	-
13	59	42	2	3	3	77	51
-	-	-	-	-	-	-	-
-	-	-	-	-	-	-	-
-	-	-	-	-	-	-	-
61,130	638,251	437,060	6,784	10,055	72,221	697,742	477,363
348	50,715	38,590	33	100	226	34,352	26,408
60,782	587,536	398,470	6,755	9,955	71,995	663,390	450,956
18,049	1,863,900	1,670,124	448	6,220	24,359	2,242,934	2,032,859
3,251	900,538	779,509	99	2,006	4,152	1,049,724	929,853
14,798	963,361	890,615	444	4,214	20,207	1,193,210	1,103,006
231	20,625	19,102	6	74	366	22,511	20,268
-	-	-	1	32	52	15,100	13,726
231	20,625	19,102	6	42	314	7,411	6,542
20,088	1,570,120	1,408,409	405	7,234	41,114	3,067,776	2,694,241
3,720	953,020	836,884	154	3,714	8,182	1,962,277	1,674,954
16,368	617,100	571,525	402	3,520	32,932	1,105,499	1,019,287

Note : Based on the Treatment Month (excluding herbal medicine, including pharmacy in Reimbursed Days, Medical Expense and Benefit)

제VI-2표
Table VI-2

298 질병분류별
Benefits by Classification of 298

구 분 Division			35 ~ 39 세				40 세 ~		
			진료실인원수 Patients	입내원일수 Visits	요양급여일수 Reimbursed Days	진료비 Medical Expense	급여비 Benefit	진료실인원수 Patients	입내원일수 Visits
041	계	S.T	56,672	133,158	325,867	9,225,702	6,458,862	53,800	119,373
	입원	I.P	805	2,468	5,631	974,691	748,818	758	2,580
	외래	O.P	56,023	130,690	320,236	8,251,011	5,710,044	53,174	116,793
042	계	S.T	176,958	359,389	2,327,715	19,262,892	13,348,634	221,993	463,142
	입원	I.P	46	269	620	225,895	183,126	93	727
	외래	O.P	176,936	359,120	2,327,095	19,036,997	13,165,508	221,942	462,415
043	계	S.T	57	263	1,074	64,758	48,014	90	430
	입원	I.P	32	165	418	56,639	43,811	54	292
	외래	O.P	50	98	656	8,120	4,203	81	138
044	계	S.T	1	3	17	1,814	1,193	-	-
	입원	I.P	1	3	17	1,814	1,193	-	-
	외래	O.P	-	-	-	-	-	-	-
045	계	S.T	2	3	73	126	94	10	15
	입원	I.P	-	-	-	-	-	-	-
	외래	O.P	2	3	73	126	94	10	15
046	계	S.T	3	3	15	137	97	3	6
	입원	I.P	-	-	-	-	-	-	-
	외래	O.P	3	3	15	137	97	3	6
047	계	S.T	110	158	1,975	12,201	7,967	135	186
	입원	I.P	1	6	6	2,909	2,035	1	8
	외래	O.P	110	152	1,969	9,292	5,932	134	178
048	계	S.T	3	36	279	10,803	7,801	-	-
	입원	I.P	2	17	34	9,053	7,109	-	-
	외래	O.P	3	19	245	1,750	693	-	-
049	계	S.T	1	1	10	49	33	-	-
	입원	I.P	-	-	-	-	-	-	-
	외래	O.P	1	1	10	49	33	-	-
050	계	S.T	-	-	13	62	43	2	2
	입원	I.P	-	-	-	-	-	-	-
	외래	O.P	-	-	13	62	43	2	2
051	계	S.T	-	-	-	-	-	-	-
	입원	I.P	-	-	-	-	-	-	-
	외래	O.P	-	-	-	-	-	-	-
052	계	S.T	10	10	16	129	83	10	11
	입원	I.P	-	-	-	-	-	-	-
	외래	O.P	10	10	16	129	83	10	11
053	계	S.T	193	283	1,479	21,415	12,595	238	331
	입원	I.P	2	7	21	2,915	2,157	2	4
	외래	O.P	193	276	1,458	18,500	10,437	237	327
054	계	S.T	149	240	1,674	17,758	9,707	220	295
	입원	I.P	-	-	-	-	-	-	-
	외래	O.P	149	240	1,674	17,758	9,707	220	295
055	계	S.T	1	1	1	58	41	4	5
	입원	I.P	-	-	-	-	-	-	-
	외래	O.P	1	1	1	58	41	4	5
056	계	S.T	-	-	-	-	-	-	-
	입원	I.P	-	-	-	-	-	-	-
	외래	O.P	-	-	-	-	-	-	-
057	계	S.T	5,897	8,843	76,999	680,567	472,860	6,899	10,624
	입원	I.P	33	218	372	74,425	59,690	62	315
	외래	O.P	5,872	8,625	76,627	606,142	413,170	6,845	10,309
058	계	S.T	591	8,937	33,775	3,166,974	2,865,175	1,051	18,303
	입원	I.P	138	2,613	5,106	1,356,532	1,189,680	256	5,922
	외래	O.P	576	6,324	28,669	1,810,442	1,675,495	1,043	12,381
059	계	S.T	17	484	3,394	215,520	196,877	60	2,016
	입원	I.P	8	199	516	138,041	124,536	37	1,164
	외래	O.P	17	285	2,878	77,479	72,341	58	852
060	계	S.T	932	14,515	86,846	5,936,890	5,284,993	3,630	50,871
	입원	I.P	275	7,395	14,236	4,021,729	3,525,948	1,013	25,432
	외래	O.P	922	7,120	72,610	1,915,161	1,759,046	3,600	25,439

주 : 진료일 기준 (한의분류 제외, 요양급여일수, 진료비와 급여비는 약국포함)

연령별 진료현황(총계) <계속>

Disease Categories by Age(Total) <Cont'd>

(단위 : 명, 일, 천원)

Unit : Person, Day, KRW 1,000

44 세			45 세 ~ 49 세				
요양급여일수 Reimbursed Days	진료비 Medical Expense	급여비 Benefit	진료실인원수 Patients	입내원일수 Visits	요양급여일수 Reimbursed Days	진료비 Medical Expense	급여비 Benefit
317,888	8,083,005	5,665,068	41,398	89,626	256,222	5,964,582	4,188,755
5,686	924,095	708,355	504	1,697	3,908	616,083	479,524
312,202	7,158,910	4,956,713	40,968	87,929	252,314	5,348,499	3,709,231
3,266,100	24,628,290	17,093,959	218,742	477,543	3,706,435	25,546,033	17,775,052
1,738	516,546	428,277	141	1,346	3,944	704,732	571,990
3,264,362	24,111,743	16,665,681	218,667	476,197	3,702,491	24,841,300	17,203,062
2,047	130,039	95,635	80	411	2,266	115,308	85,652
775	117,172	88,749	45	272	693	102,856	79,072
1,272	12,867	6,887	73	139	1,573	12,452	6,580
120	667	467	1	8	44	3,872	2,791
-	-	-	1	8	16	3,826	2,759
120	667	467	-	-	28	46	31
476	900	619	4	5	288	425	298
-	-	-	-	-	-	-	-
476	900	619	4	5	288	425	298
19	185	130	3	5	90	781	355
-	-	-	-	-	-	-	-
19	185	130	3	5	90	781	355
764	15,746	9,601	163	259	4,720	19,463	11,656
38	3,330	2,844	1	1	4	572	387
726	12,416	6,757	162	258	4,716	18,891	11,269
-	-	-	1	1	1	30	4
-	-	-	-	-	-	-	-
-	-	-	1	1	1	30	4
-	-	-	1	1	4	121	81
-	-	-	-	-	-	-	-
-	-	-	1	1	4	121	81
21	407	245	6	12	253	2,598	1,567
-	-	-	-	-	-	-	-
21	407	245	6	12	253	2,598	1,567
-	-	-	-	-	-	-	-
-	-	-	-	-	-	-	-
-	-	-	-	-	-	-	-
31	223	132	15	18	67	202	157
-	-	-	-	-	-	-	-
31	223	132	15	18	67	202	157
2,474	24,962	13,891	323	454	5,450	54,739	36,246
17	2,439	1,732	9	29	88	20,342	15,931
2,457	22,523	12,160	316	425	5,362	34,397	20,315
2,617	23,895	13,399	284	413	6,822	49,964	30,451
-	-	-	2	16	45	5,534	4,361
2,617	23,895	13,399	282	397	6,777	44,430	26,090
10	167	117	-	-	-	-	-
-	-	-	-	-	-	-	-
10	167	117	-	-	-	-	-
-	-	-	-	-	-	-	-
-	-	-	-	-	-	-	-
-	-	-	-	-	-	-	-
104,239	811,224	569,241	6,654	10,565	108,513	873,493	625,756
642	105,805	85,514	47	356	719	215,466	175,050
103,597	705,420	483,727	6,617	10,209	107,794	658,027	450,706
75,493	6,123,767	5,546,132	1,331	27,767	119,945	8,873,912	8,062,966
11,455	2,353,043	2,046,988	371	10,590	19,490	4,227,151	3,733,499
64,038	3,770,725	3,499,144	1,318	17,177	100,455	4,646,760	4,329,468
9,826	910,787	824,018	170	5,522	29,350	2,077,807	1,873,492
2,357	634,131	564,313	88	2,897	5,048	1,283,584	1,134,760
7,469	276,656	259,705	164	2,625	24,302	794,222	738,732
350,182	17,538,483	15,511,665	6,056	78,602	552,195	25,234,221	22,405,368
49,384	11,165,376	9,663,800	1,434	40,500	78,239	15,986,316	13,983,511
300,798	6,373,107	5,847,865	6,006	38,102	473,956	9,247,906	8,421,857

Note : Based on the Treatment Month (excluding herbal medicine, including pharmacy in Reimbursed Days, Medical Expense and Benefit)

제VI-2표
Table VI-2

298 질병분류별
Benefits by Classification of 298

구 분 Division			50 ~ 54 세				55 세 ~		
			진료실인원수 Patients	입내원일수 Visits	요양급여일수 Reimbursed Days	진료비 Medical Expense	급여비 Benefit	진료실인원수 Patients	입내원일수 Visits
041	계	S.T	42,909	89,911	273,568	5,997,853	4,252,778	37,598	75,097
	입원	I.P	506	2,932	5,173	805,402	642,492	588	2,619
	외래	O.P	42,475	86,979	268,395	5,192,451	3,610,286	37,098	72,478
042	계	S.T	263,137	601,521	5,111,169	32,755,933	22,981,535	266,047	630,496
	입원	I.P	252	2,568	6,763	1,910,135	1,571,375	306	3,364
	외래	O.P	263,001	598,953	5,104,406	30,845,798	21,410,159	265,895	627,132
043	계	S.T	84	386	2,305	126,556	92,267	101	399
	입원	I.P	41	249	625	114,558	85,640	49	267
	외래	O.P	80	137	1,680	11,998	6,628	91	132
044	계	S.T	-	-	8	51	36	-	-
	입원	I.P	-	-	-	-	-	-	-
	외래	O.P	-	-	8	51	36	-	-
045	계	S.T	3	3	144	192	135	4	4
	입원	I.P	-	-	-	-	-	-	-
	외래	O.P	3	3	144	192	135	4	4
046	계	S.T	5	6	80	277	186	3	3
	입원	I.P	-	-	-	-	-	-	-
	외래	O.P	5	6	80	277	186	3	3
047	계	S.T	256	345	4,982	20,690	12,464	355	469
	입원	I.P	-	-	-	-	-	3	18
	외래	O.P	256	345	4,982	20,690	12,464	354	451
048	계	S.T	1	1	1	64	53	2	4
	입원	I.P	-	-	-	-	-	-	-
	외래	O.P	1	1	1	64	53	2	4
049	계	S.T	-	-	-	-	-	1	1
	입원	I.P	-	-	-	-	-	-	-
	외래	O.P	-	-	-	-	-	1	1
050	계	S.T	1	1	210	507	320	1	2
	입원	I.P	-	-	-	-	-	-	-
	외래	O.P	1	1	210	507	320	1	2
051	계	S.T	-	-	-	-	-	-	-
	입원	I.P	-	-	-	-	-	-	-
	외래	O.P	-	-	-	-	-	-	-
052	계	S.T	20	20	56	289	224	27	28
	입원	I.P	-	-	-	-	-	-	-
	외래	O.P	20	20	56	289	224	27	28
053	계	S.T	478	734	7,429	86,713	53,253	581	847
	입원	I.P	13	66	196	28,326	19,899	18	60
	외래	O.P	470	668	7,233	58,386	33,354	570	787
054	계	S.T	490	768	11,032	88,723	52,287	613	1,007
	입원	I.P	1	15	24	3,934	3,128	4	32
	외래	O.P	490	753	11,008	84,789	49,159	612	975
055	계	S.T	25	71	1,125	4,222	2,511	60	186
	입원	I.P	-	-	-	-	-	-	-
	외래	O.P	25	71	1,125	4,222	2,511	60	186
056	계	S.T	-	-	-	-	-	-	-
	입원	I.P	-	-	-	-	-	-	-
	외래	O.P	-	-	-	-	-	-	-
057	계	S.T	8,341	13,516	146,594	947,775	658,099	8,874	14,685
	입원	I.P	71	308	938	127,948	99,916	64	403
	외래	O.P	8,293	13,208	145,656	819,826	558,183	8,822	14,282
058	계	S.T	2,234	49,718	225,545	15,824,453	14,365,668	2,885	66,077
	입원	I.P	640	20,337	37,233	7,505,199	6,609,293	864	28,435
	외래	O.P	2,213	29,381	188,312	8,319,254	7,756,375	2,847	37,642
059	계	S.T	468	13,920	84,295	5,429,075	4,939,618	959	32,086
	입원	I.P	218	7,613	13,725	3,477,931	3,116,361	470	18,024
	외래	O.P	453	6,307	70,570	1,951,144	1,823,257	936	14,062
060	계	S.T	10,786	147,557	1,002,223	47,268,234	42,033,419	16,137	209,354
	입원	I.P	2,734	78,870	144,546	30,530,522	26,777,327	3,881	108,502
	외래	O.P	10,672	68,687	857,677	16,737,713	15,256,092	15,996	100,852

주 : 진료실 기준 (한의원분류 제외, 요양급여일수, 진료비와 급여비는 약국포함)

연령별 진료현황(총계) <계속>

Disease Categories by Age(Total) <Cont'd>

(단위 : 명, 일, 천원)

Unit : Person, Day, KRW 1,000

59 세			60 ~ 64 세				
요양급여일수 Reimbursed Days	진료비 Medical Expense	급여비 Benefit	진료실인원수 Patients	입내원일수 Visits	요양급여일수 Reimbursed Days	진료비 Medical Expense	급여비 Benefit
258,266	5,256,791	3,746,862	37,421	72,699	274,739	5,452,848	3,935,401
4,959	962,263	770,461	681	4,374	7,509	1,446,279	1,160,844
253,307	4,294,528	2,976,401	36,860	68,325	267,230	4,006,569	2,774,557
5,692,612	33,970,590	23,894,082	292,253	709,914	6,500,973	40,604,674	28,794,547
7,442	2,010,327	1,645,462	450	5,388	11,383	4,521,099	3,692,172
5,685,170	31,960,263	22,248,620	292,032	704,526	6,489,590	36,083,575	25,102,375
2,284	111,064	81,810	79	371	2,257	103,951	79,357
687	101,233	76,278	37	243	598	94,146	73,792
1,597	9,831	5,532	74	128	1,659	9,805	5,564
38	44	31	-	-	42	107	75
-	-	-	-	-	-	-	-
38	44	31	-	-	42	107	75
78	183	128	3	3	163	303	216
-	-	-	-	-	-	-	-
78	183	128	3	3	163	303	216
84	243	170	3	6	19	386	155
-	-	-	-	-	-	-	-
84	243	170	3	6	19	386	155
4,834	34,680	21,695	525	697	9,126	46,257	27,460
30	8,844	7,116	2	3	5	597	457
4,804	25,835	14,579	525	694	9,121	45,660	27,003
109	340	125	1	4	13	1,689	1,375
-	-	-	1	3	12	1,627	1,344
109	340	125	1	1	1	62	31
1	117	82	-	-	7	13	9
-	-	-	-	-	-	-	-
1	117	82	-	-	7	13	9
94	525	320	6	9	379	2,020	1,361
-	-	-	-	-	-	-	-
94	525	320	6	9	379	2,020	1,361
-	-	-	1	1	16	42	29
-	-	-	-	-	-	-	-
-	-	-	1	1	16	42	29
62	389	298	42	43	86	338	284
-	-	-	-	-	-	-	-
62	389	298	42	43	86	338	284
9,170	94,408	60,180	803	1,191	13,951	113,763	71,920
180	30,128	21,725	16	47	106	25,876	19,165
8,990	64,280	38,455	792	1,144	13,845	87,888	52,754
20,119	153,615	94,856	828	1,558	42,852	287,641	185,758
85	27,564	21,032	9	138	230	73,667	55,037
20,034	126,052	73,823	824	1,420	42,622	213,974	130,721
2,054	12,025	7,170	63	131	2,314	14,171	9,456
-	-	-	1	7	21	4,751	3,621
2,054	12,025	7,170	63	124	2,293	9,420	5,835
-	-	-	2	3	3	37	26
-	-	-	-	-	-	-	-
-	-	-	2	3	3	37	26
155,875	984,232	685,119	9,906	17,531	191,364	1,220,046	846,758
733	154,224	125,181	102	649	1,222	238,465	190,179
155,142	830,008	559,938	9,834	16,882	190,142	981,581	656,580
309,333	21,666,848	19,708,289	3,828	85,602	451,885	28,848,366	26,225,977
49,398	11,128,470	9,878,320	1,156	36,416	63,223	14,819,705	13,153,697
259,935	10,538,378	9,829,969	3,768	49,186	388,662	14,028,661	13,072,279
179,497	11,548,577	10,502,126	2,037	62,087	395,053	23,352,420	21,304,108
32,550	7,554,969	6,768,096	939	32,807	62,946	15,428,538	13,910,553
146,947	3,993,609	3,734,029	1,987	29,280	332,107	7,923,883	7,393,556
1,527,934	66,349,474	59,025,948	25,659	311,709	2,478,435	102,621,296	91,448,448
201,007	42,009,844	36,839,974	6,165	155,900	303,115	65,431,931	57,620,811
1,326,927	24,339,630	22,185,975	25,401	155,809	2,175,320	37,189,365	33,827,637

Note : Based on the Treatment Month (excluding herbal medicine, including pharmacy in Reimbursed Days, Medical Expense and Benefit)

제VI-2표
Table VI-2

298 질병분류별
Benefits by Classification of 298

구 분 Division			65 ~ 69 세				70 세 ~		
			진료실인원수 Patients	입내원일수 Visits	요양급여일수 Reimbursed Days	진료비 Medical Expense	급여비 Benefit	진료실인원수 Patients	입내원일수 Visits
041	계	S.T	31,638	60,524	249,273	4,705,138	3,532,575	20,185	39,242
	입원	I.P	672	3,951	7,337	1,399,664	1,150,647	557	3,534
	외래	O.P	31,074	56,573	241,936	3,305,474	2,381,928	19,714	35,708
042	계	S.T	264,960	656,803	5,905,406	38,016,203	28,666,881	186,977	459,133
	입원	I.P	493	7,801	14,741	5,367,634	4,435,278	483	7,713
	외래	O.P	264,702	649,002	5,890,665	32,648,569	24,231,602	186,729	451,420
043	계	S.T	56	245	1,744	77,292	58,200	27	77
	입원	I.P	22	167	380	70,558	54,260	9	40
	외래	O.P	54	78	1,364	6,734	3,940	24	37
044	계	S.T	-	-	4	37	27	-	-
	입원	I.P	-	-	-	-	-	-	-
	외래	O.P	-	-	4	37	27	-	-
045	계	S.T	6	13	843	1,734	1,210	4	10
	입원	I.P	-	-	-	-	-	-	-
	외래	O.P	6	13	843	1,734	1,210	4	10
046	계	S.T	6	11	29	360	234	6	8
	입원	I.P	-	-	-	-	-	-	-
	외래	O.P	6	11	29	360	234	6	8
047	계	S.T	537	776	9,216	65,607	42,309	405	592
	입원	I.P	6	31	86	17,662	13,322	4	57
	외래	O.P	535	745	9,130	47,945	28,988	401	535
048	계	S.T	2	3	8	364	149	1	3
	입원	I.P	-	-	-	-	-	-	-
	외래	O.P	2	3	8	364	149	1	3
049	계	S.T	-	-	1	13	9	1	1
	입원	I.P	-	-	-	-	-	-	-
	외래	O.P	-	-	1	13	9	1	1
050	계	S.T	5	14	206	2,048	1,514	3	4
	입원	I.P	-	-	-	-	-	-	-
	외래	O.P	5	14	206	2,048	1,514	3	4
051	계	S.T	-	-	-	-	-	-	-
	입원	I.P	-	-	-	-	-	-	-
	외래	O.P	-	-	-	-	-	-	-
052	계	S.T	131	139	318	1,092	874	143	165
	입원	I.P	-	-	-	-	-	-	-
	외래	O.P	131	139	318	1,092	874	143	165
053	계	S.T	857	1,554	13,949	121,371	81,288	653	960
	입원	I.P	11	394	462	51,409	37,938	6	82
	외래	O.P	850	1,160	13,487	69,963	43,350	650	878
054	계	S.T	812	1,970	53,041	352,098	237,602	682	1,477
	입원	I.P	13	464	561	94,976	75,799	8	182
	외래	O.P	800	1,506	52,480	257,122	161,803	677	1,295
055	계	S.T	65	202	2,898	10,496	6,921	32	260
	입원	I.P	-	-	-	-	-	2	117
	외래	O.P	65	202	2,898	10,496	6,921	31	143
056	계	S.T	5	5	18	192	135	5	6
	입원	I.P	-	-	-	-	-	-	-
	외래	O.P	5	5	18	192	135	5	6
057	계	S.T	8,760	16,735	180,094	1,187,024	871,360	5,590	11,527
	입원	I.P	119	715	1,410	300,937	247,341	124	880
	외래	O.P	8,665	16,020	178,684	886,087	624,019	5,486	10,647
058	계	S.T	3,961	87,700	491,506	29,004,163	26,354,615	3,004	64,733
	입원	I.P	1,143	35,730	63,934	15,221,358	13,551,652	911	26,312
	외래	O.P	3,901	51,970	427,572	13,782,806	12,802,963	2,945	38,421
059	계	S.T	2,615	70,270	501,265	25,923,719	23,676,851	2,337	60,736
	입원	I.P	1,032	34,581	64,121	16,414,702	14,819,514	880	31,957
	외래	O.P	2,560	35,689	437,144	9,509,018	8,857,338	2,289	28,779
060	계	S.T	28,504	320,907	2,831,050	104,275,736	93,014,563	24,234	257,838
	입원	I.P	6,431	150,532	299,885	65,062,791	57,367,608	5,628	116,569
	외래	O.P	28,202	170,375	2,531,165	39,212,945	35,646,955	23,935	141,269

주 : 진료실 기준 (한의원류 제외, 요양급여일수, 진료비와 급여비는 약국포함)

연령별 진료현황(총계) <계속>

Disease Categories by Age(Total) <Cont'd>

(단위 : 명, 일, 천원)

Unit : Person, Day, KRW 1,000

74 세			75 세이상				
요양급여일수 Reimbursed Days	진료비 Medical Expense	급여비 Benefit	진료실인원수 Patients	입내원일수 Visits	요양급여일수 Reimbursed Days	진료비 Medical Expense	급여비 Benefit
174,534	3,260,684	2,478,750	30,598	65,090	306,925	7,276,813	5,548,334
6,200	1,243,839	1,003,134	1,799	12,905	20,341	4,272,718	3,367,462
168,334	2,016,845	1,475,616	28,996	52,185	286,584	3,004,095	2,180,871
4,055,315	28,378,846	21,767,367	274,810	645,519	5,461,296	43,160,470	33,239,779
13,513	6,010,541	5,034,030	1,128	22,046	32,718	13,267,715	10,828,816
4,041,802	22,368,306	16,733,338	274,055	623,473	5,428,578	29,892,754	22,410,962
734	20,757	15,008	32	143	1,242	42,438	31,784
151	16,146	12,083	18	104	235	39,058	29,627
583	4,610	2,925	26	39	1,007	3,380	2,157
18	100	70	1	1	135	273	154
-	-	-	-	-	-	-	-
18	100	70	1	1	135	273	154
592	1,677	1,166	7	18	1,737	3,456	2,406
-	-	-	-	-	-	-	-
592	1,677	1,166	7	18	1,737	3,456	2,406
29	175	126	4	5	137	972	693
-	-	-	-	-	-	-	-
29	175	126	4	5	137	972	693
5,953	48,123	29,463	447	755	10,873	84,202	56,527
98	13,449	10,030	6	90	146	39,800	29,741
5,855	34,674	19,433	445	665	10,727	44,401	26,786
3	387	113	1	1	5	161	54
-	-	-	-	-	-	-	-
3	387	113	1	1	5	161	54
2	7	6	1	1	6	124	87
-	-	-	-	-	-	-	-
2	7	6	1	1	6	124	87
41	804	474	8	12	119	2,868	1,826
-	-	-	-	-	-	-	-
41	804	474	8	12	119	2,868	1,826
-	-	-	-	-	-	-	-
-	-	-	-	-	-	-	-
-	-	-	-	-	-	-	-
330	1,158	1,002	428	455	1,089	4,333	3,476
-	-	-	-	-	-	-	-
330	1,158	1,002	428	455	1,089	4,333	3,476
13,199	101,319	67,695	1,093	1,534	20,851	111,143	75,759
129	37,794	26,867	13	95	208	33,273	24,857
13,070	63,525	40,828	1,086	1,439	20,643	77,870	50,902
59,079	309,055	204,414	1,234	2,990	129,728	626,889	416,979
239	57,463	43,195	28	589	892	167,584	128,510
58,840	251,592	161,219	1,212	2,401	128,836	459,305	288,470
1,939	12,686	8,842	16	30	770	3,123	1,705
131	5,336	4,122	-	-	-	-	-
1,808	7,350	4,720	16	30	770	3,123	1,705
13	122	93	14	23	276	1,149	837
-	-	-	-	-	-	-	-
13	122	93	14	23	276	1,149	837
119,321	947,224	706,546	14,332	31,012	277,986	2,678,419	2,036,599
1,646	358,293	292,659	476	4,669	7,348	1,257,400	1,011,048
117,675	588,931	413,887	13,916	26,343	270,638	1,421,022	1,025,551
379,356	21,773,552	19,818,446	4,799	107,736	570,133	34,481,728	31,332,029
46,083	11,387,239	10,156,138	1,571	52,690	80,840	19,251,860	17,167,736
333,273	10,386,314	9,662,308	4,629	55,046	489,293	15,229,869	14,164,294
412,483	22,065,919	20,089,842	3,671	82,388	575,243	28,892,512	26,455,341
56,071	14,467,444	13,042,093	1,400	43,296	73,604	18,354,858	16,664,689
356,412	7,598,475	7,047,749	3,490	39,092	501,639	10,537,655	9,790,655
2,449,080	88,928,400	79,418,271	43,449	546,113	4,775,729	168,200,618	150,857,418
236,624	57,089,580	50,499,765	11,766	299,375	498,426	117,547,428	104,686,104
2,212,456	31,838,820	28,918,506	41,759	246,738	4,277,303	50,653,190	46,171,313

Note : Based on the Treatment Month (excluding herbal medicine, including pharmacy in Reimbursed Days, Medical Expense and Benefit)

제VI-2표
Table VI-2

298 질병분류별
Benefits by Classification of 298

구 분 Division			총 계 G.T				0 세	
			진료실인원수 Patients	입내원일수 Visits	요양급여일수 Reimbursed Days	진료비 Medical Expense	급여비 Benefit	진료실인원수 Patients
								입내원일수 Visits
061	계	S.T	89,563	1,489,629	7,616,085	497,038,178	446,103,504	-
	입원	I.P	26,095	837,045	1,461,698	349,604,248	311,313,198	-
	외래	O.P	86,512	652,584	6,154,387	147,433,930	134,790,307	-
062	계	S.T	74,705	1,216,371	6,095,042	409,795,736	369,350,737	-
	입원	I.P	20,677	608,137	1,080,122	249,330,963	221,757,785	-
	외래	O.P	72,741	608,234	5,014,920	160,464,774	147,592,952	-
063	계	S.T	77,350	1,521,874	19,724,734	744,351,019	672,659,993	1
	입원	I.P	34,985	822,376	1,924,696	465,619,721	417,317,193	1
	외래	O.P	74,033	699,498	17,800,038	278,731,298	255,342,800	-
064	계	S.T	26,412	993,768	4,797,767	375,936,736	340,955,654	-
	입원	I.P	16,546	655,114	1,455,764	283,595,432	255,290,974	-
	외래	O.P	24,571	338,654	3,342,003	92,341,304	85,664,680	-
065	계	S.T	32,848	839,832	4,740,558	338,401,367	306,093,941	-
	입원	I.P	15,492	542,486	978,623	258,413,262	232,273,364	-
	외래	O.P	30,438	297,346	3,761,935	79,988,105	73,820,577	-
066	계	S.T	7,957	128,187	849,982	40,705,825	37,229,308	-
	입원	I.P	1,986	49,185	84,425	17,885,705	16,022,248	-
	외래	O.P	7,790	79,002	765,557	22,820,120	21,207,060	-
067	계	S.T	124,147	2,693,639	17,423,465	1,408,225,262	1,294,667,258	-
	입원	I.P	50,888	1,418,881	2,397,255	646,273,910	577,847,530	-
	외래	O.P	118,752	1,274,758	15,026,210	761,951,352	716,819,728	-
068	계	S.T	9,738	152,925	721,449	52,298,229	47,090,352	1
	입원	I.P	2,717	65,116	123,903	29,076,070	25,591,201	-
	외래	O.P	9,448	87,809	597,546	23,222,160	21,499,151	1
069	계	S.T	4,936	88,763	359,077	31,703,384	28,218,949	1
	입원	I.P	1,227	50,835	95,226	23,110,403	20,467,619	1
	외래	O.P	4,738	37,928	263,851	8,592,981	7,751,329	-
070	계	S.T	5,406	84,723	401,174	43,331,923	39,915,152	-
	입원	I.P	1,366	36,346	61,631	13,535,403	12,011,292	-
	외래	O.P	5,310	48,377	339,543	29,796,520	27,903,860	-
071	계	S.T	24,579	234,101	881,422	45,826,949	41,201,532	1
	입원	I.P	6,023	100,251	142,630	25,582,698	22,664,543	-
	외래	O.P	23,933	133,850	738,792	20,244,251	18,536,990	1
072	계	S.T	13,440	288,685	1,259,997	103,533,665	93,289,336	6
	입원	I.P	4,755	153,346	296,112	62,246,050	55,051,185	6
	외래	O.P	12,850	135,339	963,885	41,287,615	38,238,150	5
073	계	S.T	251,135	4,336,855	60,969,128	1,556,123,464	1,383,909,852	-
	입원	I.P	51,098	1,583,425	2,633,916	526,410,251	436,153,908	-
	외래	O.P	250,201	2,753,430	58,335,212	1,029,713,213	947,755,943	-
074	계	S.T	24,719	390,317	2,639,823	112,331,668	100,890,462	-
	입원	I.P	5,442	172,622	321,166	60,211,759	53,368,569	-
	외래	O.P	24,391	217,695	2,318,657	52,119,909	47,521,892	-
075	계	S.T	25,591	382,389	2,593,099	103,923,842	91,831,284	-
	입원	I.P	6,291	176,616	355,123	58,736,026	50,731,919	-
	외래	O.P	25,297	205,773	2,237,976	45,187,816	41,099,365	-
076	계	S.T	27,214	704,311	3,884,310	243,965,554	219,110,888	-
	입원	I.P	9,727	427,172	811,182	138,548,926	121,422,092	-
	외래	O.P	26,484	277,139	3,073,128	105,416,628	97,688,795	-
077	계	S.T	134,933	1,459,387	30,095,277	532,450,409	476,888,439	-
	입원	I.P	25,361	440,515	762,258	131,387,659	115,626,413	-
	외래	O.P	133,412	1,018,872	29,333,019	401,062,750	361,262,026	-
078	계	S.T	3,154	26,123	152,388	7,174,098	6,327,589	3
	입원	I.P	610	9,205	18,196	3,693,240	3,228,460	1
	외래	O.P	3,098	16,918	134,192	3,480,858	3,099,130	3
079	계	S.T	44,652	598,071	7,677,003	202,592,378	182,643,208	-
	입원	I.P	14,984	258,380	469,233	108,220,464	96,249,163	-
	외래	O.P	43,304	339,691	7,207,770	94,371,913	86,394,046	-
080	계	S.T	52,434	581,042	5,492,766	243,130,041	219,508,096	2
	입원	I.P	13,076	260,830	444,076	104,572,069	92,252,251	2
	외래	O.P	51,369	320,212	5,048,690	138,557,972	127,255,845	1

주 : 진료일 기준 (한의원료 제외, 요양급여일수, 진료비와 급여비는 약국포함)

연령별 진료현황(총계) <계속>

Disease Categories by Age(Total) <Cont'd>

(단위 : 명, 일, 천원)

Unit : Person, Day, KRW 1,000

0Age			1 ~ 4 세				
요양급여일수 Reimbursed Days	진료비 Medical Expense	급여비 Benefit	진료실인원수 Patients	입내원일수 Visits	요양급여일수 Reimbursed Days	진료비 Medical Expense	급여비 Benefit
-	-	-	-	-	-	-	-
-	-	-	-	-	-	-	-
-	-	-	-	-	-	-	-
-	-	-	1	1	134	79	63
-	-	-	-	-	-	-	-
-	-	-	1	1	134	79	63
3	2,330	2,197	46	1,964	5,608	775,250	685,359
3	2,330	2,197	32	909	2,184	631,732	550,020
-	-	-	44	1,055	3,424	143,518	135,339
-	-	-	1	9	9	1,555	1,473
-	-	-	-	-	-	-	-
-	-	-	1	9	9	1,555	1,473
-	-	-	1	1	1	25	20
-	-	-	-	-	-	-	-
-	-	-	1	1	1	25	20
-	-	-	-	-	-	-	-
-	-	-	-	-	-	-	-
-	-	-	-	-	-	-	-
-	-	-	1	1	6	66	28
-	-	-	-	-	-	-	-
-	-	-	1	1	6	66	28
3	1,640	1,055	28	1,152	2,497	622,090	529,137
-	-	-	18	568	984	505,496	420,864
3	1,640	1,055	28	584	1,513	116,594	108,273
5	4,600	4,591	21	619	1,219	221,528	201,750
5	4,600	4,591	6	374	754	180,585	163,028
-	-	-	21	245	465	40,944	38,722
-	-	-	8	21	21	6,317	3,788
-	-	-	1	4	4	4,639	2,507
-	-	-	8	17	17	1,678	1,281
1	144	114	5	11	52	529	489
-	-	-	-	-	-	-	-
1	144	114	5	11	52	529	489
709	192,007	174,680	61	2,467	5,782	1,121,194	1,028,928
442	166,008	150,338	39	1,238	2,906	862,589	784,831
267	25,999	24,342	56	1,229	2,876	258,606	244,097
-	-	-	-	-	-	-	-
-	-	-	-	-	-	-	-
-	-	-	-	-	-	-	-
-	-	-	-	-	-	-	-
-	-	-	-	-	-	-	-
-	-	-	-	-	-	-	-
-	-	-	-	-	-	-	-
-	-	-	-	-	-	-	-
-	-	-	-	-	-	-	-
-	-	-	-	-	-	-	-
-	-	-	7	173	320	70,167	61,835
-	-	-	3	99	148	57,910	50,509
-	-	-	7	74	172	12,258	11,326
-	-	-	-	-	5	12	10
-	-	-	-	-	-	-	-
-	-	-	-	-	5	12	10
13	4,006	3,741	27	165	247	57,866	51,578
4	2,101	1,991	11	56	129	42,865	38,398
9	1,906	1,750	26	109	118	15,001	13,180
-	-	-	1	1	1	168	160
-	-	-	-	-	-	-	-
-	-	-	1	1	1	168	160
193	32,040	27,459	26	931	2,364	413,375	368,058
139	30,837	26,329	20	435	835	339,159	298,429
54	1,203	1,129	25	496	1,529	74,217	69,629

Note : Based on the Treatment Month (excluding herbal medicine, including pharmacy in Reimbursed Days, Medical Expense and Benefit)

제VI-2표
Table VI-2

298 질병분류별
Benefits by Classification of 298

구 분 Division			5 ~ 9 세					10 세 ~	
			진료실인원수 Patients	입내원일수 Visits	요양급여일수 Reimbursed Days	진료비 Medical Expense	급여비 Benefit	진료실인원수 Patients	입내원일수 Visits
061	계	S.T	-	-	-	-	-	7	150
	입원	I.P	-	-	-	-	-	2	120
	외래	O.P	-	-	-	-	-	7	30
062	계	S.T	2	2	9	81	57	-	-
	입원	I.P	-	-	-	-	-	-	-
	외래	O.P	2	2	9	81	57	-	-
063	계	S.T	64	910	5,084	376,919	335,326	58	609
	입원	I.P	10	469	974	289,138	258,395	8	332
	외래	O.P	64	441	4,110	87,781	76,931	58	277
064	계	S.T	9	224	879	80,215	70,365	16	214
	입원	I.P	6	91	234	53,658	46,637	5	134
	외래	O.P	9	133	645	26,557	23,729	16	80
065	계	S.T	-	-	-	-	-	2	7
	입원	I.P	-	-	-	-	-	-	-
	외래	O.P	-	-	-	-	-	2	7
066	계	S.T	-	-	-	-	-	-	-
	입원	I.P	-	-	-	-	-	-	-
	외래	O.P	-	-	-	-	-	-	-
067	계	S.T	3	43	87	27,641	25,190	5	65
	입원	I.P	2	19	58	23,597	21,350	1	3
	외래	O.P	3	24	29	4,044	3,840	5	62
068	계	S.T	55	798	2,744	446,565	400,340	65	1,094
	입원	I.P	18	321	718	309,113	278,992	12	624
	외래	O.P	53	477	2,026	137,453	121,348	62	470
069	계	S.T	56	1,864	5,059	749,381	666,032	163	9,370
	입원	I.P	29	957	2,198	584,894	514,274	87	6,030
	외래	O.P	54	907	2,861	164,487	151,758	161	3,340
070	계	S.T	16	63	406	14,643	13,004	36	75
	입원	I.P	2	20	136	8,721	7,749	-	-
	외래	O.P	16	43	270	5,922	5,254	36	75
071	계	S.T	21	24	25	551	414	20	47
	입원	I.P	-	-	-	-	-	2	9
	외래	O.P	21	24	25	551	414	19	38
072	계	S.T	125	2,982	8,851	1,300,330	1,150,848	145	3,908
	입원	I.P	43	1,181	2,583	759,408	661,046	48	1,818
	외래	O.P	123	1,801	6,268	540,922	489,803	140	2,090
073	계	S.T	-	-	-	-	-	2	5
	입원	I.P	-	-	-	-	-	-	-
	외래	O.P	-	-	-	-	-	2	5
074	계	S.T	-	-	-	-	-	1	8
	입원	I.P	-	-	-	-	-	-	-
	외래	O.P	-	-	-	-	-	1	8
075	계	S.T	-	-	-	-	-	-	-
	입원	I.P	-	-	-	-	-	-	-
	외래	O.P	-	-	-	-	-	-	-
076	계	S.T	21	216	836	63,663	56,115	82	1,563
	입원	I.P	7	52	142	33,757	29,990	38	724
	외래	O.P	20	164	694	29,906	26,125	82	839
077	계	S.T	1	15	18	3,750	3,549	-	-
	입원	I.P	1	6	6	3,224	3,051	-	-
	외래	O.P	1	9	12	526	497	-	-
078	계	S.T	28	147	466	34,942	31,893	20	59
	입원	I.P	2	49	114	19,011	17,553	-	-
	외래	O.P	28	98	352	15,931	14,339	20	59
079	계	S.T	3	22	407	7,402	6,513	3	10
	입원	I.P	1	5	9	5,174	4,457	3	7
	외래	O.P	3	17	398	2,228	2,056	2	3
080	계	S.T	99	1,122	4,849	441,341	389,689	99	755
	입원	I.P	19	383	1,008	271,765	241,555	11	367
	외래	O.P	99	739	3,841	169,576	148,134	98	388

주 : 진료일 기준 (한의원류 제외, 요양급여일수, 진료비와 급여비는 약국포함)

연령별 진료현황(총계) <계속>

Disease Categories by Age(Total) <Cont'd>

(단위 : 명, 일, 천원)

Unit : Person, Day, KRW 1,000

14 세			15 ~ 19 세				
요양급여일수 Reimbursed Days	진료비 Medical Expense	급여비 Benefit	진료실인원수 Patients	입내원일수 Visits	요양급여일수 Reimbursed Days	진료비 Medica Expense	급여비 Benefit
438	65,177	61,019	22	450	1,346	222,181	200,190
384	60,620	56,825	9	303	474	198,560	179,621
54	4,557	4,194	21	147	872	23,621	20,569
-	-	-	13	195	1,166	90,766	81,131
-	-	-	4	63	162	33,215	28,783
-	-	-	12	132	1,004	57,550	52,348
3,183	288,230	255,540	45	633	5,164	381,359	336,903
992	226,316	204,798	9	324	857	295,863	260,431
2,191	61,914	50,742	45	309	4,307	85,496	76,472
1,044	124,814	107,603	64	426	2,709	189,286	159,736
259	114,842	99,039	17	209	554	148,450	126,720
785	9,972	8,564	62	217	2,155	40,836	33,015
7	1,309	1,237	4	19	720	21,002	19,918
-	-	-	-	-	-	-	-
7	1,309	1,237	4	19	720	21,002	19,918
-	-	-	-	-	-	-	-
-	-	-	-	-	-	-	-
-	-	-	-	-	-	-	-
182	42,164	39,336	11	88	588	36,824	32,090
8	2,403	2,220	4	39	116	33,026	28,788
174	39,761	37,116	10	49	472	3,798	3,302
3,248	466,229	395,731	59	689	2,234	330,384	271,607
1,141	343,295	302,651	17	377	856	281,781	232,279
2,107	122,935	93,080	58	312	1,378	48,602	39,327
22,261	4,363,656	3,921,391	261	9,028	27,826	3,836,556	3,460,533
11,986	3,805,997	3,405,364	102	5,419	11,135	3,209,934	2,887,167
10,275	557,659	516,027	258	3,609	16,691	626,622	573,367
109	20,472	18,041	36	130	355	47,279	43,145
-	-	-	1	65	170	40,673	37,990
109	20,472	18,041	36	65	185	6,606	5,155
479	10,189	8,965	33	300	354	34,856	31,230
22	6,062	5,492	3	187	207	24,181	21,457
457	4,127	3,473	32	113	147	10,675	9,773
14,479	1,620,324	1,457,137	183	3,841	14,865	1,597,367	1,444,049
4,167	1,001,706	895,950	51	1,598	3,358	946,893	846,444
10,312	618,618	561,187	179	2,243	11,507	650,475	597,605
5	450	205	14	38	59	10,200	7,806
-	-	-	1	4	7	3,860	3,415
5	450	205	14	34	52	6,340	4,391
8	3,765	3,500	1	75	145	53,722	48,007
-	-	-	1	44	84	31,838	27,254
8	3,765	3,500	1	31	61	21,883	20,753
-	-	-	4	51	403	12,818	12,081
-	-	-	3	15	56	6,139	5,645
-	-	-	4	36	347	6,679	6,436
4,304	542,069	466,660	179	2,299	8,278	844,143	728,811
1,323	406,662	347,040	47	1,130	2,233	633,550	543,999
2,981	135,407	119,620	175	1,169	6,045	210,593	184,812
-	-	-	2	4	10	471	195
-	-	-	-	-	-	-	-
-	-	-	2	4	10	471	195
193	6,592	4,148	36	343	1,405	112,142	99,840
-	-	-	7	118	208	71,764	63,090
193	6,592	4,148	35	225	1,197	40,378	36,750
16	5,004	4,019	6	16	26	4,023	2,905
13	4,662	3,821	1	3	8	2,326	1,801
3	342	199	6	13	18	1,697	1,104
2,928	293,490	242,003	79	421	2,188	141,232	118,582
889	221,495	197,207	10	106	265	65,998	59,231
2,039	71,995	44,796	79	315	1,923	75,234	59,351

Note : Based on the Treatment Month (excluding herbal medicine, including pharmacy in Reimbursed Days, Medical Expense and Benefit)

제VI-2표
Table VI-2

298 질병분류별
Benefits by Classification of 298

구 분 Division			20 ~ 24 세				25 세 ~	
			진료실인원수 Patients	입내원일수 Visits	요양급여일수 Reimbursed Days	진료비 Medical Expense	급여비 Benefit	진료실인원수 Patients
								입내원일수 Visits
061	계	S.T	56	903	2,897	474,543	423,287	187
	입원	I.P	22	433	751	360,123	318,165	77
	외래	O.P	52	470	2,146	114,420	105,122	186
062	계	S.T	74	1,195	4,043	461,975	413,495	410
	입원	I.P	27	644	1,355	344,505	304,504	122
	외래	O.P	72	551	2,688	117,470	108,991	406
063	계	S.T	46	267	3,191	119,697	101,583	78
	입원	I.P	9	74	280	51,716	43,789	19
	외래	O.P	46	193	2,911	67,982	57,794	77
064	계	S.T	108	707	5,409	336,227	296,307	148
	입원	I.P	28	324	941	240,928	212,162	29
	외래	O.P	106	383	4,468	95,299	84,145	144
065	계	S.T	14	77	902	56,022	48,458	42
	입원	I.P	2	27	72	22,818	17,854	14
	외래	O.P	12	50	830	33,203	30,604	40
066	계	S.T	-	-	-	-	-	6
	입원	I.P	-	-	-	-	-	1
	외래	O.P	-	-	-	-	-	6
067	계	S.T	46	467	3,529	384,390	357,547	108
	입원	I.P	9	129	219	65,560	59,486	37
	외래	O.P	45	338	3,310	318,830	298,061	106
068	계	S.T	112	1,978	6,664	930,301	823,461	146
	입원	I.P	32	978	2,552	590,144	513,796	40
	외래	O.P	107	1,000	4,112	340,157	309,664	143
069	계	S.T	339	4,964	14,457	1,821,664	1,587,915	333
	입원	I.P	63	2,758	5,636	1,413,595	1,244,808	47
	외래	O.P	333	2,206	8,821	408,069	343,107	330
070	계	S.T	45	161	769	76,053	68,004	80
	입원	I.P	3	52	102	27,338	23,151	7
	외래	O.P	45	109	667	48,715	44,853	80
071	계	S.T	57	292	768	59,662	52,926	101
	입원	I.P	6	67	141	29,856	25,917	13
	외래	O.P	57	225	627	29,807	27,009	100
072	계	S.T	261	4,511	17,421	1,817,474	1,621,136	320
	입원	I.P	73	2,305	5,680	1,231,378	1,092,285	92
	외래	O.P	255	2,206	11,741	586,095	528,851	315
073	계	S.T	84	1,464	11,909	646,098	578,604	564
	입원	I.P	24	433	928	226,317	186,498	197
	외래	O.P	84	1,031	10,981	419,781	392,106	564
074	계	S.T	17	212	1,016	53,044	49,072	193
	입원	I.P	4	100	142	18,243	16,423	58
	외래	O.P	17	112	874	34,801	32,649	189
075	계	S.T	62	503	6,511	169,518	148,947	270
	입원	I.P	25	101	413	75,637	63,082	93
	외래	O.P	59	402	6,098	93,881	85,866	267
076	계	S.T	499	4,040	17,473	1,302,531	1,115,159	834
	입원	I.P	82	1,499	3,196	843,364	718,213	161
	외래	O.P	490	2,541	14,277	459,167	396,946	820
077	계	S.T	6	22	646	5,388	4,652	21
	입원	I.P	-	-	-	-	-	-
	외래	O.P	6	22	646	5,388	4,652	21
078	계	S.T	115	1,563	4,729	582,692	515,361	316
	입원	I.P	38	674	1,394	349,144	302,273	83
	외래	O.P	114	889	3,335	233,548	213,088	312
079	계	S.T	23	105	394	28,810	24,087	59
	입원	I.P	5	21	51	12,526	10,948	11
	외래	O.P	23	84	343	16,284	13,140	57
080	계	S.T	115	764	3,938	256,274	218,333	279
	입원	I.P	19	226	396	127,039	108,563	81
	외래	O.P	114	538	3,542	129,235	109,770	277

주 : 진료일 기준 (한의원류 제외, 요양급여일수, 진료비와 급여비는 약국포함)

연령별 진료현황(총계) <계속>

Disease Categories by Age(Total) <Cont'd>

(단위 : 명, 일, 천원)

Unit : Person, Day, KRW 1,000

29 세			30 ~ 34 세				
요양급여일수 Reimbursed Days	진료비 Medical Expense	급여비 Benefit	진료실인원수 Patients	입내원일수 Visits	요양급여일수 Reimbursed Days	진료비 Medical Expense	급여비 Benefit
14,487	1,746,939	1,546,473	384	6,970	26,725	2,835,787	2,539,455
3,878	1,193,667	1,041,281	121	3,411	7,364	1,860,505	1,642,570
10,609	553,272	505,192	380	3,559	19,361	975,281	896,885
14,321	1,405,113	1,243,964	1,240	7,779	27,861	2,744,440	2,413,287
3,394	825,468	713,211	301	2,207	4,806	1,426,577	1,209,779
10,927	579,646	530,754	1,225	5,572	23,055	1,317,863	1,203,508
7,520	411,625	364,180	147	2,300	22,283	1,534,495	1,356,519
905	226,889	198,857	56	1,171	3,355	1,073,321	937,839
6,615	184,736	165,323	141	1,129	18,928	461,174	418,679
6,200	489,025	426,865	225	2,291	13,606	1,010,904	900,638
1,278	361,305	316,297	57	1,097	2,550	700,393	619,645
4,922	127,720	110,568	221	1,194	11,056	310,511	280,993
3,994	352,482	320,475	103	1,389	8,649	716,558	638,151
501	180,140	158,765	31	642	1,474	416,610	361,279
3,493	172,343	161,710	100	747	7,175	299,948	276,873
586	7,652	6,507	7	107	234	46,335	43,449
18	3,444	3,238	3	22	49	12,902	11,806
568	4,208	3,269	7	85	185	33,433	31,643
11,879	1,372,720	1,272,006	302	5,425	42,645	4,550,416	4,204,074
824	376,897	332,808	117	1,963	4,908	1,405,458	1,241,414
11,055	995,823	939,198	291	3,462	37,737	3,144,958	2,962,661
5,839	557,962	493,863	257	3,027	10,178	1,285,627	1,160,201
1,415	353,581	311,490	71	926	2,357	726,938	647,215
4,424	204,381	182,372	248	2,101	7,821	558,690	512,986
13,825	1,573,058	1,400,563	278	3,445	14,032	1,207,081	1,057,130
3,696	1,054,295	943,312	51	1,553	3,654	742,269	651,266
10,129	518,762	457,251	274	1,892	10,378	464,812	405,864
2,001	399,200	373,230	109	774	3,286	520,592	481,474
167	72,335	65,320	18	236	515	114,659	100,183
1,834	326,864	307,910	108	538	2,771	405,933	381,291
1,006	131,751	116,668	150	862	1,676	218,327	194,815
169	48,873	40,414	18	198	302	81,487	69,962
837	82,878	76,254	147	664	1,374	136,839	124,852
18,965	2,066,349	1,842,966	355	5,872	23,112	2,281,845	2,051,044
6,912	1,327,249	1,166,273	98	2,715	6,717	1,208,902	1,062,830
12,053	739,100	676,693	345	3,157	16,395	1,072,943	988,213
105,315	6,091,493	5,225,865	2,204	49,977	494,143	21,834,492	19,045,688
6,626	2,524,921	1,903,353	700	12,546	27,179	8,513,852	6,600,088
98,689	3,566,572	3,322,513	2,199	37,431	466,964	13,320,640	12,445,601
11,451	1,062,834	953,973	777	11,444	53,766	3,905,961	3,490,237
2,195	558,919	480,471	232	4,084	10,520	2,135,693	1,847,984
9,256	503,915	473,502	770	7,360	43,246	1,770,269	1,642,253
31,532	995,313	875,320	562	6,178	65,155	2,006,294	1,791,895
2,059	452,016	380,021	171	1,626	4,600	846,370	724,261
29,473	543,296	495,299	559	4,552	60,555	1,159,924	1,067,635
33,071	2,092,621	1,759,717	1,083	10,055	56,230	3,272,436	2,838,596
4,770	1,329,157	1,112,794	200	4,581	10,231	2,105,850	1,815,442
28,301	763,464	646,923	1,068	5,474	45,999	1,166,586	1,023,154
35	2,475	1,236	42	91	439	10,110	5,286
-	-	-	1	1	8	686	521
35	2,475	1,236	42	90	431	9,425	4,765
7,980	816,894	720,868	517	3,556	12,590	897,881	797,720
1,920	450,651	393,260	80	950	2,084	420,218	370,510
6,060	366,243	327,609	517	2,606	10,506	477,662	427,210
1,738	107,510	95,167	100	518	2,034	170,930	145,648
445	47,952	42,270	20	121	304	87,239	73,428
1,293	59,558	52,898	98	397	1,730	83,691	72,220
11,026	909,559	798,557	653	4,497	16,498	1,671,379	1,432,496
1,933	497,288	436,048	164	1,658	3,046	780,851	652,093
9,093	412,271	362,509	646	2,839	13,452	890,528	780,403

Note : Based on the Treatment Month (excluding herbal medicine, including pharmacy in Reimbursed Days, Medical Expense and Benefit)

제VI-2표
Table VI-2

298 질병분류별
Benefits by Classification of 298

구 분 Division			35 ~ 39 세				40 세 ~		
			진료실인원수 Patients	입내원일수 Visits	요양급여일수 Reimbursed Days	진료비 Medical Expense	급여비 Benefit	진료실인원수 Patients	입내원일수 Visits
061	계	S.T	739	12,496	54,236	5,076,618	4,553,345	1,828	32,171
	입원	I.P	246	5,925	12,262	3,346,171	2,956,036	549	15,905
	외래	O.P	720	6,571	41,974	1,730,447	1,597,309	1,795	16,266
062	계	S.T	1,974	17,982	73,989	6,460,805	5,784,752	3,948	40,008
	입원	I.P	470	5,785	12,309	3,066,436	2,636,020	887	15,479
	외래	O.P	1,956	12,197	61,680	3,394,369	3,148,732	3,894	24,529
063	계	S.T	383	9,065	87,095	5,119,766	4,612,083	1,282	26,529
	입원	I.P	173	4,961	11,860	3,445,740	3,065,882	538	13,807
	외래	O.P	373	4,104	75,235	1,674,026	1,546,201	1,258	12,722
064	계	S.T	285	4,734	29,849	2,394,747	2,151,278	607	15,318
	입원	I.P	99	2,352	8,245	1,535,995	1,363,241	273	8,412
	외래	O.P	274	2,382	21,604	858,752	788,037	587	6,906
065	계	S.T	165	2,532	18,410	1,351,353	1,217,880	461	8,432
	입원	I.P	61	1,148	3,049	680,402	594,490	160	3,632
	외래	O.P	155	1,384	15,361	670,951	623,390	439	4,800
066	계	S.T	18	236	1,049	100,578	89,433	36	562
	입원	I.P	6	93	215	72,323	63,653	11	124
	외래	O.P	18	143	834	28,254	25,780	35	438
067	계	S.T	536	9,369	67,496	6,620,821	6,072,811	1,370	23,923
	입원	I.P	208	3,974	8,844	2,570,315	2,265,574	500	9,698
	외래	O.P	528	5,395	58,652	4,050,505	3,807,237	1,335	14,225
068	계	S.T	324	3,918	16,245	1,640,613	1,458,625	555	7,763
	입원	I.P	82	1,228	2,895	911,627	783,123	149	2,701
	외래	O.P	318	2,690	13,350	728,986	675,501	544	5,062
069	계	S.T	269	3,400	14,649	1,345,686	1,185,683	294	3,957
	입원	I.P	54	1,761	3,694	901,905	788,608	61	1,759
	외래	O.P	265	1,639	10,955	443,781	397,075	283	2,198
070	계	S.T	143	1,245	6,506	1,032,050	951,215	239	2,636
	입원	I.P	18	294	541	143,840	121,474	43	1,071
	외래	O.P	142	951	5,965	888,210	829,742	236	1,565
071	계	S.T	245	1,456	3,775	301,180	264,664	410	2,993
	입원	I.P	49	263	585	145,707	125,944	89	824
	외래	O.P	243	1,193	3,190	155,473	138,720	406	2,169
072	계	S.T	467	8,685	30,791	3,380,755	3,027,466	721	10,779
	입원	I.P	139	3,833	9,301	1,967,944	1,722,037	207	4,654
	외래	O.P	455	4,852	21,490	1,412,810	1,305,429	707	6,125
073	계	S.T	5,935	136,700	1,419,229	56,764,584	49,742,217	18,228	403,695
	입원	I.P	1,815	37,346	80,194	21,361,383	16,744,788	5,214	126,308
	외래	O.P	5,919	99,354	1,339,035	35,403,201	32,997,429	18,166	277,387
074	계	S.T	1,606	22,644	132,990	7,354,897	6,589,403	2,720	40,512
	입원	I.P	378	7,422	18,306	3,709,457	3,233,114	617	16,379
	외래	O.P	1,593	15,222	114,684	3,645,440	3,356,289	2,704	24,133
075	계	S.T	974	10,698	95,102	3,471,837	3,049,914	1,698	20,176
	입원	I.P	269	3,099	9,202	1,687,196	1,427,096	423	7,820
	외래	O.P	963	7,599	85,900	1,784,641	1,622,818	1,684	12,356
076	계	S.T	1,149	14,162	89,762	5,566,876	4,857,954	1,797	31,545
	입원	I.P	270	6,840	14,694	3,597,616	3,084,186	541	16,804
	외래	O.P	1,131	7,322	75,068	1,969,260	1,773,768	1,763	14,741
077	계	S.T	58	249	1,345	63,799	49,667	181	1,736
	입원	I.P	9	36	150	36,332	31,353	37	846
	외래	O.P	56	213	1,195	27,467	18,314	176	890
078	계	S.T	428	2,762	14,221	690,056	610,001	388	2,506
	입원	I.P	60	686	1,573	311,771	276,864	52	630
	외래	O.P	425	2,076	12,648	378,286	333,137	386	1,876
079	계	S.T	192	1,821	9,053	656,913	589,091	407	4,435
	입원	I.P	61	627	1,650	380,892	336,045	116	1,985
	외래	O.P	184	1,194	7,403	276,021	253,046	395	2,450
080	계	S.T	1,160	7,745	39,432	2,683,482	2,301,964	2,400	17,340
	입원	I.P	262	2,705	5,717	1,373,430	1,166,509	527	6,744
	외래	O.P	1,156	5,040	33,715	1,310,052	1,135,455	2,371	10,596

주 : 진료일 기준 (한의원료 제외, 요양급여일수, 진료비와 급여비는 약국포함)

연령별 진료현황(총계) <계속>

Disease Categories by Age(Total) <Cont'd>

(단위 : 명, 일, 천원)

Unit : Person, Day, KRW 1,000

44 세			45 세 ~ 49 세				
요양급여일수 Reimbursed Days	진료비 Medical Expense	급여비 Benefit	진료실인원수 Patients	입내원일수 Visits	요양급여일수 Reimbursed Days	진료비 Medical Expense	급여비 Benefit
126,085	11,536,774	10,353,864	2,853	51,599	219,131	19,092,296	17,138,170
30,263	7,331,798	6,489,166	856	26,035	49,826	12,186,821	10,789,503
95,822	4,204,977	3,864,698	2,801	25,564	169,305	6,905,475	6,348,668
160,700	13,875,073	12,436,988	4,063	60,710	250,010	21,015,055	18,928,138
31,892	7,665,146	6,689,266	1,064	26,553	51,724	11,540,174	10,148,724
128,808	6,209,927	5,747,722	4,002	34,157	198,286	9,474,882	8,779,414
328,652	14,683,569	13,262,667	2,228	42,930	564,685	24,642,472	22,261,559
37,277	9,506,288	8,510,502	925	22,472	58,988	15,452,447	13,827,605
291,375	5,177,282	4,752,165	2,163	20,458	505,697	9,190,025	8,433,954
76,323	6,222,905	5,570,241	817	26,039	123,548	10,549,931	9,518,584
20,659	4,084,427	3,593,701	423	14,540	36,777	7,337,035	6,551,357
55,664	2,138,478	1,976,540	780	11,499	86,771	3,212,896	2,967,227
47,677	3,482,125	3,140,271	787	14,869	91,490	6,553,433	5,926,641
7,544	1,907,349	1,678,730	276	8,258	15,514	3,798,411	3,361,758
40,133	1,574,776	1,461,541	761	6,611	75,976	2,755,022	2,564,883
2,896	209,799	190,663	91	1,651	7,909	516,995	477,431
252	78,572	68,162	26	407	903	150,796	133,303
2,644	131,227	122,502	88	1,244	7,006	366,199	344,128
171,818	17,147,264	15,763,018	2,439	55,301	341,902	33,352,554	30,693,180
20,590	6,118,858	5,374,655	954	28,499	47,685	13,178,422	11,679,486
151,228	11,028,406	10,388,363	2,366	26,802	294,217	20,174,131	19,013,694
33,752	2,847,088	2,564,992	702	10,935	49,913	3,750,367	3,369,318
5,976	1,397,365	1,217,879	192	4,455	8,924	2,186,034	1,918,123
27,776	1,449,723	1,347,113	686	6,480	40,989	1,564,334	1,451,195
15,374	1,268,998	1,113,734	296	5,037	19,633	1,872,467	1,659,475
4,317	873,896	765,105	63	2,774	5,442	1,292,715	1,134,963
11,057	395,102	348,628	287	2,263	14,191	579,751	524,512
12,530	1,703,000	1,561,224	271	3,336	16,031	1,890,383	1,741,132
2,267	423,187	363,364	54	1,384	2,754	512,851	456,040
10,263	1,279,813	1,197,860	271	1,952	13,277	1,377,532	1,285,092
10,551	754,728	664,852	576	3,759	13,657	788,181	710,770
1,531	395,237	340,981	113	1,005	1,717	351,678	313,042
9,020	359,491	323,870	567	2,754	11,940	436,503	397,728
45,943	4,001,010	3,550,509	816	15,207	65,225	5,666,109	5,101,272
10,025	2,112,540	1,821,438	262	7,151	14,838	3,034,552	2,660,782
35,918	1,888,470	1,729,071	788	8,056	50,387	2,631,556	2,440,490
4,775,400	155,072,251	136,709,696	31,832	654,807	8,681,944	237,657,544	209,736,656
231,168	57,338,061	45,689,857	8,020	218,106	383,639	84,924,449	68,109,169
4,544,232	97,734,190	91,019,839	31,752	436,701	8,298,305	152,733,095	141,627,487
265,340	12,722,169	11,406,546	2,784	42,986	311,892	12,656,548	11,352,025
33,810	6,912,278	6,076,483	585	18,706	35,731	6,695,668	5,917,117
231,530	5,809,891	5,330,063	2,768	24,280	276,161	5,960,880	5,434,908
143,659	6,349,761	5,575,274	2,259	27,533	190,442	7,936,548	6,958,768
18,390	3,566,964	3,052,932	510	11,632	24,880	4,515,898	3,861,882
125,269	2,782,797	2,522,342	2,226	15,901	165,562	3,420,649	3,096,886
205,545	11,277,363	9,961,231	2,495	61,138	361,338	22,287,311	19,933,381
36,902	6,736,193	5,812,815	864	35,359	69,013	12,116,665	10,494,461
168,643	4,541,170	4,148,417	2,434	25,779	292,325	10,170,645	9,438,921
13,843	493,886	433,700	442	4,562	48,426	1,527,676	1,320,214
1,642	243,916	216,772	101	1,638	3,123	604,009	519,030
12,201	249,970	216,927	431	2,924	45,303	923,667	801,184
13,664	664,196	579,186	235	1,760	9,017	365,865	314,824
1,390	298,109	257,071	28	718	1,050	145,655	121,777
12,274	366,087	322,115	234	1,042	7,967	220,210	193,048
25,741	1,394,044	1,246,737	789	8,856	68,127	2,991,327	2,687,469
3,424	828,535	735,444	243	3,260	6,751	1,533,823	1,352,201
22,317	565,509	511,293	777	5,596	61,376	1,457,504	1,335,268
89,170	6,462,202	5,639,734	3,135	26,048	170,740	10,628,525	9,485,632
12,830	3,215,584	2,765,182	679	10,409	21,344	4,755,192	4,166,567
76,340	3,246,618	2,874,552	3,100	15,639	149,396	5,873,333	5,319,066

Note : Based on the Treatment Month (excluding herbal medicine, including pharmacy in Reimbursed Days, Medical Expense and Benefit)

제VI-2표
Table VI-2

298 질병분류별
Benefits by Classification of 298

구 분 Division			50 ~ 54 세				55 세 ~	
			진료실인원수 Patients	입내원일수 Visits	요양급여일수 Reimbursed Days	진료비 Medical Expense	급여비 Benefit	진료실인원수 Patients
061	계	S.T	6,373	117,411	507,488	40,302,652	36,226,777	8,856
	입원	I.P	1,981	61,766	116,792	26,798,631	23,790,221	2,456
	외래	O.P	6,249	55,645	390,696	13,504,020	12,436,556	8,717
062	계	S.T	6,993	113,890	512,578	39,303,776	35,464,122	8,593
	입원	I.P	2,060	51,840	96,492	22,145,948	19,575,683	2,513
	외래	O.P	6,888	62,050	416,086	17,157,828	15,888,439	8,424
063	계	S.T	4,954	100,013	1,342,145	54,717,614	49,354,152	8,183
	입원	I.P	2,151	53,872	137,189	33,676,499	30,058,974	3,466
	외래	O.P	4,816	46,141	1,204,956	21,041,116	19,295,178	7,961
064	계	S.T	1,499	61,461	279,879	23,096,511	20,843,196	2,302
	입원	I.P	875	40,154	93,101	17,086,160	15,271,410	1,441
	외래	O.P	1,453	21,307	186,778	6,010,351	5,571,786	2,213
065	계	S.T	1,488	35,506	197,294	13,930,387	12,524,499	2,286
	입원	I.P	582	21,251	42,075	9,283,721	8,221,838	921
	외래	O.P	1,432	14,255	155,219	4,646,666	4,302,661	2,176
066	계	S.T	264	4,135	25,810	1,261,746	1,149,593	585
	입원	I.P	73	1,488	2,700	456,683	398,845	166
	외래	O.P	261	2,647	23,110	805,063	750,748	577
067	계	S.T	5,244	122,038	715,145	68,928,878	63,391,721	9,261
	입원	I.P	2,054	63,709	109,370	27,309,704	24,177,714	3,599
	외래	O.P	5,124	58,329	605,775	41,619,174	39,214,007	9,065
068	계	S.T	1,010	17,218	70,090	5,350,521	4,828,252	1,164
	입원	I.P	283	7,535	13,715	2,849,911	2,503,209	326
	외래	O.P	987	9,683	56,375	2,500,609	2,325,043	1,146
069	계	S.T	369	6,267	26,387	2,183,673	1,944,642	390
	입원	I.P	91	3,485	6,407	1,553,229	1,372,021	112
	외래	O.P	359	2,782	19,980	630,444	572,620	370
070	계	S.T	384	7,082	30,356	3,606,268	3,337,050	470
	입원	I.P	102	3,458	6,286	1,125,161	1,008,516	111
	외래	O.P	377	3,624	24,070	2,481,107	2,328,534	465
071	계	S.T	1,007	6,952	22,485	1,537,071	1,372,367	1,348
	입원	I.P	209	2,205	4,064	812,294	714,188	316
	외래	O.P	1,003	4,747	18,421	724,777	658,180	1,334
072	계	S.T	1,185	27,726	108,719	9,467,024	8,508,046	1,354
	입원	I.P	435	15,642	29,475	5,896,175	5,206,116	433
	외래	O.P	1,134	12,084	79,244	3,570,849	3,301,929	1,317
073	계	S.T	45,773	846,110	11,719,257	281,755,069	249,844,359	41,349
	입원	I.P	9,293	321,352	519,865	96,526,241	79,551,405	7,540
	외래	O.P	45,661	524,758	11,199,392	185,228,828	170,292,954	41,226
074	계	S.T	3,400	58,052	420,349	15,754,659	14,136,451	3,278
	입원	I.P	751	26,134	48,319	8,229,733	7,279,711	685
	외래	O.P	3,365	31,918	372,030	7,524,926	6,856,740	3,254
075	계	S.T	3,922	60,323	376,394	15,924,231	14,016,396	4,393
	입원	I.P	976	29,074	55,108	9,302,957	7,980,565	1,108
	외래	O.P	3,887	31,249	321,286	6,621,274	6,035,831	4,362
076	계	S.T	3,788	113,339	609,424	37,628,909	33,749,224	3,898
	입원	I.P	1,455	67,107	127,419	20,534,526	17,874,273	1,520
	외래	O.P	3,718	46,232	482,005	17,094,383	15,874,951	3,809
077	계	S.T	1,431	14,273	194,165	5,616,995	4,974,178	4,224
	입원	I.P	374	4,013	9,563	1,841,612	1,602,955	1,156
	외래	O.P	1,400	10,260	184,602	3,775,383	3,371,223	4,171
078	계	S.T	189	1,600	8,030	524,149	467,034	141
	입원	I.P	26	541	1,140	244,910	219,020	19
	외래	O.P	188	1,059	6,890	279,239	248,014	140
079	계	S.T	1,588	20,095	162,965	6,817,578	6,103,874	2,595
	입원	I.P	518	8,232	16,084	3,680,337	3,242,412	839
	외래	O.P	1,556	11,863	146,881	3,137,241	2,861,462	2,538
080	계	S.T	4,555	46,221	301,381	18,026,096	16,163,740	5,589
	입원	I.P	1,063	20,907	35,175	7,543,999	6,581,088	1,324
	외래	O.P	4,494	25,314	266,206	10,482,097	9,582,652	5,514

주 : 진료일 기준 (한의원료 제외, 요양급여일수, 진료비와 급여비는 약국포함)

연령별 진료현황(총계) <계속>

Disease Categories by Age(Total) <Cont'd>

(단위 : 명, 일, 천원)

Unit : Person, Day, KRW 1,000

59 세			60 ~ 64 세				
요양급여일수 Reimbursed Days	진료비 Medical Expense	급여비 Benefit	진료실인원수 Patients	입내원일수 Visits	요양급여일수 Reimbursed Days	진료비 Medical Expense	급여비 Benefit
699,977	50,577,302	45,419,896	12,769	207,567	1,022,898	70,205,727	62,987,049
150,068	33,675,816	29,927,757	3,508	108,942	207,745	47,101,855	41,861,894
549,909	16,901,486	15,492,139	12,541	98,625	815,153	23,103,872	21,125,155
705,449	52,783,793	47,698,197	11,026	187,417	946,819	65,873,616	59,424,988
143,086	31,954,998	28,476,448	3,020	89,660	175,115	39,571,289	35,253,146
562,363	20,828,795	19,221,749	10,848	97,757	771,704	26,302,326	24,171,842
2,237,525	85,339,046	77,239,357	12,444	235,215	3,438,759	124,588,103	112,607,335
206,763	51,514,610	46,228,712	5,128	119,216	303,023	73,613,295	66,030,114
2,030,762	33,824,436	31,010,645	12,129	115,999	3,135,736	50,974,808	46,577,221
465,468	39,006,510	35,342,880	3,833	168,984	807,976	62,960,222	57,097,027
156,854	28,804,061	25,868,686	2,417	109,644	265,376	46,181,707	41,493,168
308,614	10,202,449	9,474,194	3,681	59,340	542,600	16,778,515	15,603,859
333,666	23,049,724	20,751,943	4,096	105,483	607,937	43,187,548	39,007,198
66,471	15,823,475	14,077,125	1,735	62,706	123,601	30,454,668	27,239,180
267,195	7,226,249	6,674,819	3,922	42,777	484,336	12,732,879	11,768,018
54,144	3,240,600	2,963,106	1,247	20,398	130,347	6,949,199	6,364,506
6,635	1,484,101	1,327,321	355	7,281	14,121	3,094,122	2,771,780
47,509	1,756,498	1,635,785	1,224	13,117	116,226	3,855,077	3,592,725
1,276,923	114,573,570	105,242,119	17,067	392,960	2,349,700	205,470,550	188,729,884
198,099	47,843,959	42,395,277	6,607	208,379	359,771	90,912,323	80,887,742
1,078,824	66,729,611	62,846,843	16,636	184,581	1,989,929	114,558,227	107,842,143
83,397	6,459,892	5,832,104	1,424	23,873	106,858	8,049,660	7,299,154
15,471	3,624,550	3,204,823	405	10,389	21,186	4,290,619	3,801,154
67,926	2,835,342	2,627,281	1,390	13,484	85,672	3,759,040	3,498,000
29,848	2,410,246	2,157,252	470	7,458	41,448	2,328,837	2,067,182
8,195	1,624,588	1,433,287	104	4,360	7,903	1,557,719	1,367,928
21,653	785,658	723,964	453	3,098	33,545	771,118	699,254
30,088	3,433,164	3,173,989	668	11,453	61,626	6,457,103	5,976,010
3,178	862,989	769,545	177	4,081	7,618	1,634,780	1,452,891
26,910	2,570,175	2,404,444	659	7,372	54,008	4,822,323	4,523,119
38,652	2,496,140	2,238,165	2,145	15,188	64,707	3,463,358	3,102,937
6,288	1,313,660	1,164,441	485	4,044	8,060	1,740,340	1,529,405
32,364	1,182,480	1,073,724	2,122	11,144	56,647	1,723,018	1,573,532
129,038	10,228,069	9,230,071	1,721	42,462	180,747	14,023,632	12,615,129
32,719	5,979,183	5,291,502	626	23,728	43,163	8,305,207	7,307,222
96,319	4,248,887	3,938,569	1,667	18,734	137,584	5,718,425	5,307,907
9,590,696	239,468,364	212,353,867	40,206	653,888	9,137,493	225,595,243	201,334,166
459,135	80,852,153	67,747,088	7,385	265,853	433,069	74,866,390	63,463,205
9,131,561	158,616,211	144,606,780	40,067	388,035	8,704,424	150,728,853	137,870,960
380,874	15,623,765	14,053,317	3,373	52,390	373,203	14,173,766	12,688,401
47,518	8,513,284	7,593,196	669	23,866	43,243	7,461,998	6,622,104
333,356	7,110,481	6,460,122	3,336	28,524	329,960	6,711,769	6,066,297
445,644	19,064,623	16,856,434	4,483	73,454	471,221	18,504,638	16,339,684
69,198	10,863,523	9,374,893	1,045	36,086	70,379	10,513,461	9,073,553
376,446	8,201,100	7,481,541	4,443	37,368	400,842	7,991,177	7,266,131
622,054	41,377,813	37,230,730	3,904	126,435	664,435	41,066,235	37,032,488
142,572	22,712,571	19,895,431	1,457	81,034	145,790	22,697,449	19,940,768
479,482	18,665,242	17,335,298	3,825	45,401	518,645	18,368,786	17,091,720
672,566	16,867,243	14,957,168	12,241	136,649	2,120,860	48,025,804	42,800,633
29,765	5,327,239	4,625,684	3,013	41,909	82,183	13,973,807	12,121,640
642,801	11,540,004	10,331,483	12,115	94,740	2,038,677	34,051,997	30,678,993
8,292	252,747	222,954	138	1,633	12,404	435,812	382,340
410	99,430	89,054	36	845	1,560	260,177	226,427
7,882	153,317	133,901	134	788	10,844	175,635	155,913
312,609	11,334,045	10,193,152	4,919	64,406	725,920	22,167,217	19,944,077
25,018	5,831,549	5,159,719	1,611	26,008	50,732	11,842,388	10,495,406
287,591	5,502,496	5,033,433	4,806	38,398	675,188	10,324,829	9,448,671
440,283	25,142,658	22,687,896	7,759	86,177	776,659	38,521,270	34,882,299
46,223	10,075,862	8,829,906	1,869	37,299	65,588	15,177,591	13,364,311
394,060	15,066,796	13,857,990	7,661	48,878	711,071	23,343,678	21,517,988

Note : Based on the Treatment Month (excluding herbal medicine, including pharmacy in Reimbursed Days, Medical Expense and Benefit)

제VI-2표
Table VI-2

298 질병분류별
Benefits by Classification of 298

구 분 Division			65 ~ 69 세				70 세 ~		
			진료실인원수 Patients	입내원일수 Visits	요양급여일수 Reimbursed Days	진료비 Medical Expense	급여비 Benefit	진료실인원수 Patients	입내원일수 Visits
061	계	S.T	14,530	219,307	1,212,328	75,607,618	67,876,115	12,330	176,555
	입원	I.P	3,753	111,306	218,120	50,750,579	45,227,282	3,134	90,017
	외래	O.P	14,251	108,001	994,208	24,857,038	22,648,833	12,048	86,538
062	계	S.T	11,142	178,403	1,024,865	63,756,776	57,612,710	8,547	132,958
	입원	I.P	2,968	80,623	158,822	37,324,369	33,351,863	2,141	62,197
	외래	O.P	10,918	97,780	866,043	26,432,407	24,260,848	8,364	70,761
063	계	S.T	14,495	274,245	3,930,057	139,359,268	126,009,798	11,920	228,624
	입원	I.P	6,147	137,505	344,201	83,449,847	74,898,675	5,438	116,167
	외래	O.P	14,116	136,740	3,585,856	55,909,420	51,111,123	11,483	112,457
064	계	S.T	4,332	186,626	908,891	69,894,584	63,382,448	3,990	153,881
	입원	I.P	2,819	120,733	283,625	51,696,748	46,443,445	2,536	99,036
	외래	O.P	4,105	65,893	625,266	18,197,836	16,939,004	3,759	54,845
065	계	S.T	5,433	143,527	833,804	56,979,332	51,415,782	5,476	145,404
	입원	I.P	2,437	86,287	164,857	42,240,786	37,819,436	2,545	90,920
	외래	O.P	5,170	57,240	668,947	14,738,546	13,596,346	5,157	54,484
066	계	S.T	1,686	28,062	188,299	9,243,295	8,468,862	1,481	23,153
	입원	I.P	407	10,176	18,359	4,096,757	3,676,110	360	8,672
	외래	O.P	1,665	17,886	169,940	5,146,538	4,792,752	1,457	14,481
067	계	S.T	23,005	511,265	3,284,638	272,718,689	250,690,566	22,306	459,361
	입원	I.P	9,118	257,294	452,525	122,979,644	109,806,364	8,759	224,725
	외래	O.P	22,339	253,971	2,832,113	149,739,045	140,884,202	21,579	234,636
068	계	S.T	1,384	21,986	120,361	7,113,909	6,398,586	988	15,866
	입원	I.P	381	9,249	16,878	3,828,893	3,356,140	267	7,091
	외래	O.P	1,352	12,737	103,483	3,285,017	3,042,446	956	8,775
069	계	S.T	442	5,842	34,537	2,029,004	1,817,889	353	7,079
	입원	I.P	100	2,581	5,152	1,268,386	1,125,272	88	4,409
	외래	O.P	415	3,261	29,385	760,618	692,618	333	2,670
070	계	S.T	757	12,939	66,634	6,788,237	6,238,354	629	10,220
	입원	I.P	217	4,943	9,141	2,202,560	1,950,444	184	3,687
	외래	O.P	749	7,996	57,493	4,585,678	4,287,911	617	6,533
071	계	S.T	2,980	22,466	91,108	5,085,061	4,592,529	3,057	25,299
	입원	I.P	636	5,771	10,346	2,466,738	2,185,996	763	7,691
	외래	O.P	2,955	16,695	80,762	2,618,323	2,406,533	3,027	17,608
072	계	S.T	1,722	40,421	195,581	14,827,612	13,397,135	1,311	29,052
	입원	I.P	641	22,028	45,703	8,946,202	7,928,650	487	15,109
	외래	O.P	1,651	18,393	149,878	5,881,411	5,468,484	1,245	13,943
073	계	S.T	29,805	429,211	6,837,208	157,061,270	141,140,359	16,874	210,838
	입원	I.P	4,971	157,614	256,518	47,943,543	41,116,005	2,718	63,545
	외래	O.P	29,712	271,597	6,580,690	109,117,728	100,024,355	16,802	147,293
074	계	S.T	2,614	38,224	279,463	10,620,270	9,534,662	1,615	23,468
	입원	I.P	486	16,964	30,331	5,693,007	5,082,648	319	10,226
	외래	O.P	2,581	21,260	249,132	4,927,264	4,452,014	1,591	13,242
075	계	S.T	3,380	52,699	377,693	14,282,039	12,688,457	1,866	27,207
	입원	I.P	764	23,637	49,587	7,800,370	6,802,701	449	12,153
	외래	O.P	3,344	29,062	328,106	6,481,669	5,885,755	1,845	15,054
076	계	S.T	2,907	85,365	500,953	31,155,307	28,200,616	1,941	56,690
	입원	I.P	1,106	52,079	101,464	17,351,299	15,359,107	784	35,642
	외래	O.P	2,829	33,286	399,489	13,804,009	12,841,510	1,882	21,048
077	계	S.T	22,199	235,589	4,334,802	88,373,100	79,074,559	27,153	272,273
	입원	I.P	4,913	61,900	128,260	23,087,929	20,153,195	5,295	66,283
	외래	O.P	22,044	173,689	4,206,542	65,285,171	58,921,363	26,963	205,990
078	계	S.T	165	1,676	13,901	487,861	423,585	134	1,612
	입원	I.P	43	607	1,319	278,587	236,830	45	870
	외래	O.P	160	1,069	12,582	209,274	186,755	125	742
079	계	S.T	7,039	90,552	1,199,366	32,560,953	29,377,501	7,316	90,371
	입원	I.P	2,313	35,203	69,578	16,548,418	14,691,156	2,338	33,565
	외래	O.P	6,896	55,349	1,129,788	16,012,536	14,686,344	7,137	56,806
080	계	S.T	8,356	95,112	1,006,215	43,051,315	39,121,567	6,751	76,015
	입원	I.P	2,000	39,291	70,560	16,413,292	14,545,405	1,718	30,213
	외래	O.P	8,234	55,821	935,655	26,638,022	24,576,162	6,608	45,802

주 : 진료일 기준 (한의원료 제외, 요양급여일수, 진료비와 급여비는 약국포함)

연령별 진료현황(총계) <계속>

Disease Categories by Age(Total) <Cont'd>

(단위 : 명, 일, 천원)

Unit : Person, Day, KRW 1,000

74 세			75 세이상				
요양급여일수 Reimbursed Days	진료비 Medical Expense	급여비 Benefit	진료실인원수 Patients	입내원일수 Visits	요양급여일수 Reimbursed Days	진료비 Medica Expense	급여비 Benefit
1,086,631	62,173,825	55,844,321	28,629	509,557	2,641,418	157,120,741	140,933,544
172,931	42,831,190	38,224,908	9,381	332,294	490,840	121,907,912	108,807,969
913,700	19,342,635	17,619,413	26,744	177,263	2,150,578	35,212,830	32,125,575
789,319	47,471,377	42,845,404	16,679	318,425	1,583,779	94,553,013	85,003,441
120,156	29,190,480	26,107,820	5,100	196,382	280,809	64,242,358	57,262,538
669,163	18,280,897	16,737,583	15,729	122,043	1,302,970	30,310,654	27,740,902
3,136,404	112,534,927	101,864,133	20,976	435,313	4,607,376	179,476,348	162,011,302
289,742	69,601,748	62,559,511	10,875	265,461	526,103	122,561,942	109,680,891
2,846,662	42,933,180	39,304,622	19,259	169,852	4,081,273	56,914,404	52,330,409
801,433	59,855,029	54,387,655	8,176	268,198	1,274,544	99,724,274	90,699,359
231,266	45,165,023	40,745,840	5,521	191,360	354,045	80,084,702	72,539,627
570,167	14,690,006	13,641,814	7,160	76,838	920,499	19,639,572	18,159,732
835,936	61,020,722	55,247,114	12,490	325,146	1,760,071	127,699,346	115,834,353
170,794	46,898,578	42,221,447	6,728	232,642	382,671	106,706,305	96,521,462
665,142	14,122,144	13,025,668	11,067	92,504	1,377,400	20,993,041	19,312,890
163,329	7,298,017	6,684,626	2,536	40,018	275,379	11,831,608	10,791,131
14,715	3,095,684	2,779,662	578	17,249	26,458	5,340,319	4,788,367
148,614	4,202,333	3,904,964	2,452	22,769	248,921	6,491,289	6,002,763
3,174,659	252,016,286	231,739,805	42,443	890,187	5,982,268	430,982,432	396,413,881
403,139	117,690,653	105,464,370	18,919	502,610	791,099	215,763,090	194,110,282
2,771,520	134,325,633	126,275,435	39,319	387,577	5,191,169	215,219,342	202,303,598
79,495	4,939,469	4,476,258	1,464	22,258	127,931	7,505,912	6,787,668
11,656	2,662,160	2,364,081	424	10,575	17,179	4,214,565	3,735,381
67,839	2,277,309	2,112,177	1,369	11,683	110,752	3,291,347	3,052,288
32,332	1,881,953	1,673,409	601	9,229	46,185	2,604,994	2,299,777
6,542	1,256,357	1,105,380	168	6,125	8,510	1,785,437	1,561,244
25,790	625,596	568,030	542	3,104	37,675	819,558	738,532
54,886	4,977,930	4,557,381	1,515	27,969	115,570	12,359,233	11,378,111
7,477	1,893,181	1,684,266	428	15,096	21,275	4,468,490	3,967,852
47,409	3,084,749	2,873,114	1,465	12,873	94,295	7,890,743	7,410,259
104,566	5,655,808	5,103,696	12,423	142,938	527,560	25,289,412	22,745,931
13,749	3,002,452	2,674,066	3,321	74,617	95,449	15,164,133	13,453,236
90,817	2,653,355	2,429,631	11,894	68,321	432,111	10,125,280	9,292,695
143,493	10,880,864	9,868,875	2,687	55,748	256,276	19,061,699	17,220,047
27,981	6,410,190	5,709,065	1,075	31,759	50,142	12,089,925	10,744,375
115,512	4,470,674	4,159,810	2,468	23,989	206,134	6,971,774	6,475,670
3,886,352	84,890,315	76,817,896	18,265	236,748	4,310,118	89,276,090	81,372,467
105,647	23,889,895	20,821,045	3,220	90,700	129,941	27,439,187	24,217,993
3,780,705	61,000,420	55,996,851	18,033	146,048	4,180,177	61,836,904	57,154,474
168,614	8,860,240	6,173,695	2,340	41,767	240,712	11,486,029	10,411,171
18,592	3,718,740	3,319,521	657	21,936	32,375	6,532,904	5,872,543
150,022	3,141,500	2,854,174	2,221	19,831	208,337	4,953,125	4,538,629
208,557	7,756,876	6,879,647	1,718	25,783	180,786	7,449,348	6,638,467
26,832	4,522,852	3,949,971	455	13,438	24,419	4,582,642	4,035,317
181,725	3,234,023	2,929,676	1,654	12,345	156,367	2,866,706	2,603,149
330,360	21,342,991	19,335,054	2,630	68,897	379,927	24,075,117	21,783,313
71,841	12,339,080	10,939,011	1,192	44,951	79,444	15,053,277	13,404,055
258,519	9,003,910	8,396,044	2,431	23,946	300,483	9,021,840	8,379,258
5,724,384	104,766,060	94,056,154	66,932	745,824	16,983,733	266,693,640	239,207,237
136,309	26,400,295	23,202,934	10,461	249,208	371,249	59,868,612	53,149,275
5,588,075	78,365,765	70,853,220	65,984	496,616	16,612,484	206,825,029	186,057,963
13,418	415,384	363,319	274	3,021	31,818	825,015	739,197
1,485	248,635	216,750	79	1,363	2,416	450,216	397,593
11,933	166,750	146,570	251	1,658	29,402	374,800	341,604
1,343,960	33,394,295	30,154,861	19,612	285,152	3,824,646	90,952,158	82,067,949
68,082	17,084,531	15,206,976	6,904	137,148	227,084	50,330,112	44,893,081
1,275,878	16,309,764	14,947,885	18,825	148,004	3,597,562	40,622,046	37,174,868
931,265	34,886,653	31,730,203	11,377	156,159	1,693,637	59,569,150	53,899,882
54,442	13,904,478	12,343,980	3,308	82,308	123,686	29,778,209	26,469,847
876,823	20,982,175	19,386,223	10,892	73,851	1,569,951	29,790,940	27,430,034

Note : Based on the Treatment Month (excluding herbal medicine, including pharmacy in Reimbursed Days, Medical Expense and Benefit)

제VI-2표
Table VI-2

298 질병분류별
Benefits by Classification of 298

구 분 Division			총 계 G.T				0 세		
			진료실인원수 Patients	입내원일수 Visits	요양급여일수 Reimbursed Days	진료비 Medical Expense	급여비 Benefit	진료실인원수 Patients	입내원일수 Visits
081	계	S.T	1,355	13,908	52,674	5,539,730	5,002,462	1	35
	입원	I.P	289	3,767	7,511	2,842,793	2,580,908	1	24
	외래	O.P	1,333	10,141	45,163	2,696,937	2,421,553	1	11
082	계	S.T	12,075	410,642	2,272,769	147,049,359	132,688,958	2	2
	입원	I.P	4,674	272,141	422,688	106,121,131	95,055,623	-	-
	외래	O.P	11,178	138,501	1,850,081	40,928,227	37,633,335	2	2
083	계	S.T	2,086	38,968	260,419	10,950,751	9,876,776	-	-
	입원	I.P	441	25,067	34,029	7,703,990	6,906,987	-	-
	외래	O.P	1,937	13,901	226,390	3,246,760	2,969,789	-	-
084	계	S.T	459,681	2,479,710	119,697,354	710,296,238	602,158,708	13	267
	입원	I.P	63,735	811,427	1,705,743	418,735,721	360,329,670	9	171
	외래	O.P	449,091	1,668,283	117,991,611	291,560,517	241,829,038	11	96
085	계	S.T	2,414	34,885	224,452	18,951,587	17,510,534	-	-
	입원	I.P	600	14,433	33,582	9,842,724	9,016,438	-	-
	외래	O.P	2,383	20,452	190,870	9,108,864	8,494,096	-	-
086	계	S.T	32,397	710,657	4,146,583	377,682,460	346,585,260	1	1
	입원	I.P	10,860	392,084	723,638	271,450,445	248,241,886	-	-
	외래	O.P	31,281	318,573	3,422,945	106,232,015	98,343,374	1	1
087	계	S.T	27,111	681,026	6,284,908	591,671,015	545,966,607	6	617
	입원	I.P	8,215	415,476	639,668	379,029,309	345,994,498	6	517
	외래	O.P	25,935	265,550	5,645,240	212,641,706	199,972,110	6	100
088	계	S.T	22,253	482,334	4,099,260	303,730,639	283,027,976	5	52
	입원	I.P	6,197	218,726	378,410	125,494,275	114,954,496	3	16
	외래	O.P	21,682	263,608	3,720,850	178,236,365	168,073,480	5	36
089	계	S.T	46,086	192,790	1,222,259	34,561,202	29,828,394	-	-
	입원	I.P	8,101	34,026	80,025	15,663,861	13,131,357	-	-
	외래	O.P	45,797	158,764	1,142,234	18,897,341	16,697,036	-	-
090	계	S.T	521,278	1,105,262	2,832,575	81,398,947	53,379,021	1,418	1,984
	입원	I.P	5,946	16,458	47,097	6,319,823	5,075,015	15	68
	외래	O.P	520,032	1,088,804	2,785,478	75,079,123	48,304,005	1,411	1,916
091	계	S.T	387,054	704,919	2,228,231	95,989,866	57,018,907	-	-
	입원	I.P	37,549	64,814	170,439	21,317,390	15,913,394	-	-
	외래	O.P	381,390	640,105	2,057,792	74,672,476	41,105,513	-	-
092	계	S.T	618,942	1,331,886	10,831,998	359,563,227	234,030,450	-	-
	입원	I.P	59,348	269,738	550,627	214,198,718	154,410,473	-	-
	외래	O.P	612,760	1,062,148	10,281,371	145,364,509	79,619,977	-	-
093	계	S.T	152,728	372,104	2,972,357	113,333,034	74,716,896	21	32
	입원	I.P	20,668	96,698	184,268	76,523,601	55,198,056	-	-
	외래	O.P	149,138	275,406	2,788,089	36,809,433	19,518,840	21	32
094	계	S.T	30,590	74,529	555,590	16,923,943	10,166,419	4	4
	입원	I.P	2,133	12,093	26,878	6,281,366	4,746,802	-	-
	외래	O.P	30,051	62,436	528,712	10,642,577	5,419,617	4	4
095	계	S.T	26,081	167,614	2,206,619	49,736,192	44,080,415	9	27
	입원	I.P	3,128	74,770	125,782	31,283,692	28,068,183	1	13
	외래	O.P	25,399	92,844	2,080,837	18,452,500	16,012,231	8	14
096	계	S.T	1,795,986	5,719,868	63,473,515	1,405,528,869	1,083,477,122	4,129	14,520
	입원	I.P	162,541	1,192,159	2,655,613	641,461,254	527,703,630	313	1,713
	외래	O.P	1,765,733	4,527,709	60,817,902	764,067,614	555,773,492	4,114	12,807
097	계	S.T	365,532	726,795	19,256,399	55,733,864	39,008,201	937	1,193
	입원	I.P	5,035	29,080	80,484	7,739,084	6,022,525	10	46
	외래	O.P	362,356	697,715	19,175,915	47,994,781	32,985,675	928	1,147
098	계	S.T	206,788	546,585	11,072,454	147,275,267	116,989,749	508	1,322
	입원	I.P	12,275	93,759	203,143	53,690,464	45,043,327	28	312
	외래	O.P	200,674	452,826	10,869,311	93,584,804	71,946,422	498	1,010
099	계	S.T	128,062	446,834	5,205,546	343,229,407	294,610,813	360	1,658
	입원	I.P	10,728	95,264	183,106	66,719,460	57,259,887	129	836
	외래	O.P	122,500	351,570	5,022,440	276,509,947	237,350,926	331	822
100	계	S.T	9,974	61,010	1,290,033	14,189,881	11,880,012	27	279
	입원	I.P	908	11,122	37,729	6,125,353	5,239,082	7	144
	외래	O.P	9,769	49,888	1,252,304	8,064,528	6,640,930	26	135

주 : 진료일 기준 (한의원료 제외, 요양급여일수, 진료비와 급여비는 약국포함)

연령별 진료현황(총계) <계속>

Disease Categories by Age(Total) <Cont'd>

(단위 : 명, 일, 천원)

Unit : Person, Day, KRW 1,000

0Age			1 ~ 4 세				
요양급여일수 Reimbursed Days	진료비 Medical Expense	급여비 Benefit	진료실인원수 Patients	입내원일수 Visits	요양급여일수 Reimbursed Days	진료비 Medical Expense	급여비 Benefit
81	18,749	17,145	75	3,212	7,798	1,400,734	1,284,270
60	17,516	16,078	69	1,327	3,478	995,456	905,188
21	1,233	1,067	74	1,885	4,320	405,278	379,083
2	165	136	76	5,233	16,297	2,687,462	2,405,540
-	-	-	51	2,748	5,410	2,128,633	1,878,347
2	165	136	72	2,485	10,887	558,830	527,193
-	-	-	16	335	607	68,271	61,562
-	-	-	5	55	98	35,625	32,013
-	-	-	15	280	509	32,645	29,550
445	173,692	162,104	123	5,203	12,168	2,876,921	2,616,955
281	163,112	152,268	67	2,903	4,848	2,293,067	2,066,695
164	10,580	9,836	115	2,300	7,320	583,854	550,260
-	-	-	-	-	-	-	-
-	-	-	-	-	-	-	-
-	-	-	-	-	-	-	-
1	24	23	16	877	2,463	437,137	398,228
-	-	-	12	628	1,487	395,869	359,171
1	24	23	16	249	976	41,269	39,057
978	420,880	378,962	216	15,018	52,605	8,118,424	7,452,425
716	400,210	359,496	183	9,626	22,903	7,240,172	6,622,742
262	20,670	19,466	202	5,392	29,702	878,252	829,683
246	21,252	19,858	68	1,437	9,812	379,989	346,721
46	17,006	15,940	36	379	1,238	217,064	195,627
200	4,246	3,919	67	1,058	8,574	162,926	151,094
-	-	-	-	-	-	-	-
-	-	-	-	-	-	-	-
-	-	-	-	-	-	-	-
2,450	84,540	74,871	8,124	15,129	25,674	1,498,202	1,224,990
87	16,638	15,829	836	1,387	4,233	950,365	854,811
2,363	67,902	59,041	8,078	13,742	21,441	547,837	370,179
-	-	-	8	8	8	249	194
-	-	-	-	-	-	-	-
-	-	-	8	8	8	249	194
-	-	-	-	-	-	-	-
-	-	-	-	-	-	-	-
-	-	-	-	-	-	-	-
32	3,609	2,704	39	104	144	32,970	27,449
-	-	-	5	32	53	25,307	23,068
32	3,609	2,704	39	72	91	7,663	4,380
4	307	259	13	21	21	3,018	2,165
-	-	-	1	3	3	1,687	1,586
4	307	259	12	18	18	1,331	579
31	6,135	5,711	28	152	1,661	41,186	36,094
17	5,064	4,785	4	34	48	21,000	18,937
14	1,071	926	25	118	1,613	20,186	17,158
32,113	1,874,292	1,735,308	9,314	32,822	94,908	3,846,306	3,228,407
2,611	1,276,816	1,214,394	636	3,107	6,677	2,296,445	2,073,636
29,502	597,476	520,913	9,263	29,715	88,231	1,549,861	1,154,772
4,290	54,421	49,740	13,281	19,700	126,729	1,153,355	951,998
99	8,421	7,688	311	1,489	3,022	313,037	279,771
4,191	46,000	42,052	12,993	18,211	123,707	840,318	672,226
4,310	283,365	263,176	3,196	7,111	37,244	1,316,022	1,137,061
649	229,953	216,982	96	1,447	3,228	861,907	782,366
3,661	53,413	46,194	3,172	5,664	34,016	454,115	354,696
3,599	604,714	568,897	2,588	14,130	45,858	5,307,478	4,690,004
1,169	522,232	497,801	577	4,520	9,679	2,592,442	2,356,050
2,430	82,482	71,096	2,434	9,610	36,179	2,715,036	2,333,954
779	354,207	345,689	155	1,744	9,675	450,157	379,715
244	334,768	328,784	19	335	744	294,852	245,038
535	19,439	16,905	151	1,409	8,931	155,305	134,677

Note : Based on the Treatment Month (excluding herbal medicine, including pharmacy in Reimbursed Days, Medical Expense and Benefit)

제VI-2표
Table VI-2

298 질병분류별
Benefits by Classification of 298

구 분 Division			5 ~ 9 세				10 세 ~		
			진료실인원수 Patients	입내원일수 Visits	요양급여일수 Reimbursed Days	진료비 Medical Expense	급여비 Benefit	진료실인원수 Patients	입내원일수 Visits
081	계	S.T	110	1,310	3,266	345,664	301,472	104	391
	입원	I.P	38	219	413	125,198	114,933	7	17
	외래	O.P	109	1,091	2,853	220,466	186,539	101	374
082	계	S.T	266	11,077	38,095	4,930,725	4,449,217	364	12,154
	입원	I.P	119	5,084	12,599	3,555,632	3,207,333	124	5,738
	외래	O.P	258	5,993	25,496	1,375,093	1,241,884	359	6,416
083	계	S.T	52	1,004	2,504	272,989	252,239	46	560
	입원	I.P	13	331	652	166,371	153,227	10	135
	외래	O.P	52	673	1,852	106,618	99,011	45	425
084	계	S.T	243	6,273	23,390	4,232,358	3,811,895	322	3,510
	입원	I.P	77	3,344	6,358	3,344,536	3,014,250	75	1,370
	외래	O.P	236	2,929	17,032	887,822	797,645	312	2,140
085	계	S.T	5	142	201	20,577	19,309	12	178
	입원	I.P	3	4	4	3,641	3,248	4	65
	외래	O.P	5	138	197	16,936	16,061	12	113
086	계	S.T	126	4,252	13,976	2,142,736	1,930,789	259	5,434
	입원	I.P	55	2,705	5,831	1,840,449	1,651,244	77	2,694
	외래	O.P	120	1,547	8,145	302,288	279,545	248	2,740
087	계	S.T	739	30,084	136,364	14,990,427	13,625,650	1,050	26,218
	입원	I.P	418	16,859	43,906	12,845,243	11,658,573	314	14,347
	외래	O.P	724	13,225	92,458	2,145,184	1,967,077	1,029	11,871
088	계	S.T	163	1,710	11,268	431,166	385,072	242	1,740
	입원	I.P	39	402	1,192	193,926	178,086	30	515
	외래	O.P	159	1,308	10,076	237,240	206,986	239	1,225
089	계	S.T	-	-	-	-	-	-	-
	입원	I.P	-	-	-	-	-	-	-
	외래	O.P	-	-	-	-	-	-	-
090	계	S.T	14,209	25,242	43,043	1,974,458	1,389,977	17,029	33,746
	입원	I.P	722	1,561	5,163	849,783	755,483	437	981
	외래	O.P	14,124	23,681	37,880	1,124,676	634,493	16,969	32,765
091	계	S.T	14	22	46	1,431	968	135	327
	입원	I.P	-	-	-	-	-	27	69
	외래	O.P	14	22	46	1,431	968	133	258
092	계	S.T	1	1	1	211	167	25	36
	입원	I.P	-	-	-	-	-	-	-
	외래	O.P	1	1	1	211	167	25	36
093	계	S.T	110	374	490	167,314	135,440	689	1,940
	입원	I.P	33	166	273	145,857	126,894	149	667
	외래	O.P	105	208	217	21,458	8,546	663	1,273
094	계	S.T	32	44	66	2,700	1,352	42	90
	입원	I.P	-	-	-	-	-	2	16
	외래	O.P	32	44	66	2,700	1,352	42	74
095	계	S.T	109	1,008	8,397	315,870	279,240	187	942
	입원	I.P	16	243	519	208,968	189,437	24	246
	외래	O.P	107	765	7,878	106,902	89,804	177	696
096	계	S.T	8,561	22,526	65,385	4,078,257	3,282,319	12,892	37,512
	입원	I.P	855	4,117	9,693	2,445,201	2,184,513	1,267	6,765
	외래	O.P	8,450	18,409	55,692	1,633,055	1,097,806	12,661	30,747
097	계	S.T	7,778	11,141	110,859	676,098	494,725	10,893	17,274
	입원	I.P	102	438	967	102,796	89,792	46	144
	외래	O.P	7,686	10,703	109,892	573,302	404,933	10,872	17,130
098	계	S.T	2,304	7,305	54,921	2,362,008	2,054,435	3,926	9,714
	입원	I.P	118	2,136	4,223	1,737,665	1,592,483	127	1,750
	외래	O.P	2,288	5,169	50,698	624,343	461,952	3,905	7,964
099	계	S.T	2,999	16,652	74,272	13,406,080	11,797,234	3,079	14,146
	입원	I.P	505	3,780	8,198	2,496,940	2,253,218	319	2,397
	외래	O.P	2,892	12,872	66,074	10,909,139	9,544,016	3,004	11,749
100	계	S.T	162	1,564	12,360	319,566	280,128	163	1,646
	입원	I.P	16	242	900	163,572	149,332	19	321
	외래	O.P	158	1,322	11,460	155,994	130,796	162	1,325

주 : 진료일 기준 (한의원류 제외, 요양급여일수, 진료비와 급여비는 약국포함)

연령별 진료현황(총계) <계속>

Disease Categories by Age(Total) <Cont'd>

(단위 : 명, 일, 천원)

Unit : Person, Day, KRW 1,000

14 세			15 ~ 19 세				
요양급여일수 Reimbursed Days	진료비 Medical Expense	급여비 Benefit	진료실인원수 Patients	입내원일수 Visits	요양급여일수 Reimbursed Days	진료비 Medica Expense	급여비 Benefit
781	84,283	58,932	65	200	1,387	43,187	27,112
68	12,910	11,990	2	19	52	9,007	7,238
713	71,373	46,942	65	181	1,335	34,180	19,874
54,174	5,960,503	5,296,367	477	11,130	73,035	4,051,307	3,579,892
12,769	4,074,300	3,619,296	109	4,569	9,287	2,568,124	2,273,724
41,405	1,886,203	1,677,071	467	6,561	63,748	1,483,183	1,306,168
2,840	173,112	159,487	35	293	2,288	78,294	71,030
382	89,391	82,339	5	104	411	44,766	41,172
2,458	83,721	77,149	32	189	1,877	33,528	29,858
40,565	1,576,901	1,332,873	664	5,490	134,401	2,095,595	1,790,274
2,778	1,062,047	923,844	170	1,734	5,042	1,330,972	1,128,894
37,787	514,855	409,029	649	3,756	129,359	764,623	661,380
478	70,385	62,240	87	2,284	6,910	1,118,787	1,031,553
184	36,654	32,314	33	1,127	2,406	656,750	597,268
294	33,731	29,926	85	1,157	4,504	462,038	434,285
20,366	2,603,585	2,344,407	355	6,467	25,322	3,159,093	2,848,697
5,548	2,140,618	1,932,729	90	3,248	6,885	2,507,955	2,266,052
14,818	462,967	411,679	345	3,219	18,437	651,138	582,645
150,942	15,614,300	14,150,875	1,169	27,667	164,363	21,218,528	19,380,696
35,022	13,088,931	11,930,724	292	16,951	34,930	17,966,400	16,454,198
115,920	2,525,368	2,220,151	1,148	10,716	129,433	3,252,128	2,926,498
14,022	591,755	515,022	190	805	7,000	211,930	175,441
1,116	303,008	276,255	17	140	424	91,212	79,552
12,906	288,747	238,768	190	665	6,576	120,718	95,889
-	-	-	10	44	103	6,666	6,244
-	-	-	2	5	17	2,266	2,037
-	-	-	10	39	86	4,400	4,208
65,203	2,316,640	1,462,032	15,072	32,868	78,533	2,264,527	1,429,222
3,159	454,129	396,115	248	645	1,947	249,982	198,175
62,044	1,862,511	1,065,917	15,026	32,223	76,586	2,014,545	1,231,047
531	57,671	42,323	1,286	3,530	6,230	602,655	404,543
150	34,800	29,940	396	766	1,926	343,491	263,225
381	22,871	12,383	1,247	2,764	4,304	259,164	141,318
389	5,004	2,792	182	335	1,644	70,172	45,837
-	-	-	17	47	144	33,004	25,486
389	5,004	2,792	180	288	1,500	37,168	20,351
3,849	702,067	547,454	2,582	7,657	29,233	2,855,745	2,002,768
1,242	560,378	482,196	582	2,719	5,389	2,252,476	1,701,332
2,607	141,689	65,257	2,488	4,938	23,844	603,269	301,436
368	14,745	10,025	59	146	334	35,597	23,163
19	7,881	6,062	7	31	75	19,898	14,373
349	6,864	3,963	59	115	259	15,699	8,789
7,244	328,024	289,646	239	1,770	11,483	520,615	446,392
687	139,747	128,429	32	767	1,826	358,614	315,505
6,557	188,276	161,217	229	1,003	9,657	162,001	130,887
118,294	7,084,300	5,584,927	15,215	47,650	182,821	8,194,838	6,123,862
17,101	3,910,333	3,418,815	1,516	8,073	20,720	4,392,266	3,592,679
101,193	3,173,967	2,166,112	14,963	39,577	162,101	3,802,572	2,531,183
263,647	957,920	658,917	19,289	35,068	702,146	1,897,792	1,297,005
488	47,318	41,904	63	208	867	59,560	47,166
263,159	910,603	617,013	19,263	34,860	701,279	1,838,232	1,249,838
97,171	2,457,526	2,050,392	7,970	15,866	189,118	2,859,524	2,263,186
3,744	1,496,397	1,348,440	183	1,770	4,402	1,486,098	1,291,531
93,427	961,129	701,951	7,917	14,096	184,716	1,373,425	971,655
77,076	20,303,429	18,110,984	3,321	13,424	99,881	23,589,727	21,033,027
5,596	1,309,683	1,188,911	244	1,583	3,629	1,334,472	1,153,463
71,480	18,993,745	16,922,073	3,239	11,841	96,252	22,255,255	19,879,563
16,204	540,570	482,681	130	1,524	15,700	667,255	586,911
1,324	269,309	246,768	17	383	608	382,594	337,887
14,880	271,261	235,913	127	1,141	15,092	284,661	249,024

Note : Based on the Treatment Month (excluding herbal medicine, including pharmacy in Reimbursed Days, Medical Expense and Benefit)

제VI-2표
Table VI-2

298 질병분류별
Benefits by Classification of 298

구 분 Division			20 ~ 24 세				25 세 ~		
			진료실인원수 Patients	입내원일수 Visits	요양급여일수 Reimbursed Days	진료비 Medical Expense	급여비 Benefit	진료실인원수 Patients	입내원일수 Visits
081	계	S.T	55	201	735	31,650	24,162	27	177
	입원	I.P	-	-	-	-	-	4	20
	외래	O.P	55	201	735	31,650	24,162	27	157
082	계	S.T	536	9,452	74,795	3,726,591	3,289,948	610	10,181
	입원	I.P	107	4,392	7,119	2,337,844	2,085,586	113	4,057
	외래	O.P	524	5,060	67,676	1,388,747	1,204,361	598	6,124
083	계	S.T	50	746	3,695	198,164	176,920	70	782
	입원	I.P	9	127	148	108,116	96,600	12	304
	외래	O.P	48	619	3,547	90,048	80,320	69	478
084	계	S.T	2,658	19,089	657,164	5,937,949	5,096,767	8,815	56,745
	입원	I.P	740	5,834	17,027	3,756,951	3,145,463	2,287	16,781
	외래	O.P	2,630	13,255	640,137	2,180,998	1,951,304	8,765	39,964
085	계	S.T	203	2,663	13,167	1,503,329	1,386,775	298	3,117
	입원	I.P	48	785	2,150	506,091	461,043	53	885
	외래	O.P	203	1,878	11,017	997,238	925,732	296	2,232
086	계	S.T	519	7,816	35,359	4,921,495	4,461,532	650	9,758
	입원	I.P	105	3,576	6,561	3,764,251	3,417,288	140	4,096
	외래	O.P	512	4,240	28,798	1,157,244	1,044,244	636	5,662
087	계	S.T	1,191	24,701	184,224	21,582,501	19,762,353	1,186	23,185
	입원	I.P	236	14,266	20,575	15,885,241	14,498,252	249	13,289
	외래	O.P	1,176	10,435	163,649	5,697,260	5,264,101	1,168	9,896
088	계	S.T	167	1,153	9,366	316,828	279,432	187	1,419
	입원	I.P	20	229	415	119,041	106,265	21	276
	외래	O.P	166	924	8,951	197,787	173,168	186	1,143
089	계	S.T	644	2,990	9,279	462,144	416,580	3,240	13,943
	입원	I.P	184	348	1,307	165,554	146,095	766	1,335
	외래	O.P	636	2,642	7,972	296,590	270,485	3,226	12,608
090	계	S.T	21,961	47,183	118,487	3,347,152	2,118,153	32,360	69,444
	입원	I.P	247	678	1,964	229,195	171,152	250	621
	외래	O.P	21,906	46,505	116,523	3,117,957	1,947,000	32,298	68,823
091	계	S.T	5,712	13,444	24,560	1,983,921	1,282,618	13,629	27,980
	입원	I.P	1,446	2,421	6,315	899,961	669,147	2,562	3,997
	외래	O.P	5,533	11,023	18,245	1,083,960	613,471	13,270	23,983
092	계	S.T	1,724	3,831	17,513	1,066,770	714,971	10,924	27,045
	입원	I.P	225	796	1,834	663,290	489,758	1,406	6,014
	외래	O.P	1,692	3,035	15,679	403,479	225,213	10,789	21,031
093	계	S.T	8,814	25,839	162,531	9,159,842	6,214,306	17,222	44,838
	입원	I.P	1,846	8,338	16,287	6,862,206	5,001,299	2,742	12,108
	외래	O.P	8,537	17,501	146,244	2,297,636	1,213,007	16,791	32,730
094	계	S.T	195	433	1,374	103,129	66,034	476	1,036
	입원	I.P	19	60	169	47,178	35,410	46	139
	외래	O.P	191	373	1,205	55,951	30,624	471	897
095	계	S.T	369	2,880	27,800	867,840	763,685	524	2,916
	입원	I.P	69	1,135	2,189	581,049	518,687	82	1,094
	외래	O.P	361	1,745	25,611	286,790	244,998	512	1,822
096	계	S.T	25,233	76,014	392,536	15,001,602	11,304,811	45,300	127,575
	입원	I.P	2,151	11,863	29,526	7,263,910	5,847,140	3,282	16,542
	외래	O.P	24,836	64,151	363,010	7,737,692	5,457,670	44,745	111,033
097	계	S.T	13,060	22,290	478,453	1,417,173	976,428	14,458	24,409
	입원	I.P	66	223	1,231	78,506	59,305	89	468
	외래	O.P	13,029	22,067	477,222	1,338,667	917,123	14,405	23,941
098	계	S.T	6,852	13,372	181,786	4,098,536	3,385,429	7,673	15,055
	입원	I.P	159	1,408	2,980	1,430,184	1,232,369	185	1,085
	외래	O.P	6,792	11,964	178,806	2,668,353	2,153,060	7,596	13,970
099	계	S.T	4,407	14,605	131,287	27,139,615	24,126,541	5,608	17,112
	입원	I.P	209	1,781	3,667	1,337,126	1,093,835	201	1,839
	외래	O.P	4,346	12,824	127,620	25,802,490	23,032,706	5,542	15,273
100	계	S.T	161	1,250	15,750	445,004	386,815	266	1,906
	입원	I.P	17	311	1,186	118,755	102,529	42	597
	외래	O.P	158	939	14,564	326,249	284,285	256	1,309

주 : 진료일 기준 (한의원료 제외, 요양급여일수, 진료비와 급여비는 약국포함)

연령별 진료현황(총계) <계속>

Disease Categories by Age(Total) <Cont'd>

(단위 : 명, 일, 천원)

Unit : Person, Day, KRW 1,000

29 세			30 ~ 34 세				
요양급여일수 Reimbursed Days	진료비 Medical Expense	급여비 Benefit	진료실인원수 Patients	입내원일수 Visits	요양급여일수 Reimbursed Days	진료비 Medica Expense	급여비 Benefit
1,889	65,741	58,581	20	213	720	62,695	54,120
45	15,571	13,634	2	53	113	33,373	29,149
1,844	50,170	44,947	20	160	607	29,322	24,971
97,551	4,210,240	3,744,313	585	11,717	104,337	4,357,658	3,914,115
8,129	2,513,328	2,241,097	138	5,465	8,910	2,506,418	2,226,581
89,422	1,696,911	1,503,216	573	6,252	95,427	1,851,239	1,687,534
7,732	284,802	252,676	59	745	8,095	386,261	355,589
776	160,342	139,312	14	273	706	172,378	156,483
6,956	124,460	113,364	58	472	7,389	213,884	199,105
2,195,017	16,246,440	13,823,098	18,332	104,858	4,660,969	28,968,805	24,552,324
51,762	10,100,468	8,331,665	3,855	28,526	85,324	17,182,634	14,091,179
2,143,255	6,145,972	5,491,434	18,243	76,332	4,575,645	11,786,171	10,461,145
16,634	1,652,852	1,506,749	281	3,241	18,076	1,880,349	1,745,520
2,368	765,946	683,279	55	779	2,938	632,160	577,898
14,266	886,907	823,471	281	2,462	15,138	1,248,189	1,167,622
43,861	5,039,837	4,527,733	754	12,787	64,418	6,787,553	6,136,695
8,503	3,337,037	2,972,321	190	5,470	11,263	4,747,584	4,284,900
35,358	1,702,800	1,555,412	738	7,317	53,155	2,039,969	1,851,795
223,658	21,734,595	20,011,043	1,136	26,528	286,534	26,861,354	24,797,105
18,605	13,789,874	12,582,059	254	15,730	21,153	15,475,012	14,080,205
205,053	7,944,721	7,428,984	1,111	10,798	265,381	11,386,342	10,716,900
11,670	630,957	564,435	250	2,165	12,258	842,359	773,452
591	222,333	189,233	26	347	835	280,021	254,870
11,079	408,624	375,202	247	1,818	11,423	562,337	518,582
51,104	2,124,738	1,921,275	6,461	25,140	92,236	3,895,175	3,490,350
5,357	680,482	598,039	1,283	2,353	9,083	1,240,132	1,079,757
45,747	1,444,257	1,323,236	6,434	22,787	83,153	2,655,042	2,410,592
166,551	5,147,290	3,309,884	36,604	76,542	182,581	5,730,934	3,677,556
1,998	254,627	190,221	268	571	1,959	201,522	150,901
164,553	4,892,663	3,119,663	36,538	75,971	180,622	5,529,412	3,526,656
49,421	3,779,967	2,396,518	24,999	48,147	92,732	6,459,396	4,042,250
10,280	1,270,772	944,071	3,626	5,604	14,395	1,666,134	1,238,054
39,141	2,509,195	1,452,447	24,558	42,543	78,337	4,793,261	2,804,196
155,259	7,610,228	4,960,716	37,097	90,353	487,071	24,720,218	16,064,418
12,682	4,600,857	3,300,977	4,442	19,710	40,107	14,683,823	10,500,326
142,577	3,009,372	1,659,739	36,759	70,643	446,964	10,036,395	5,564,092
420,548	14,397,347	9,652,179	21,102	50,563	471,705	14,944,272	9,924,609
23,564	9,874,808	7,210,776	2,697	11,899	22,892	9,580,174	6,963,579
396,984	4,522,539	2,441,403	20,681	38,664	448,813	5,364,098	2,961,031
2,593	246,843	154,950	871	2,018	6,180	418,796	246,812
379	100,256	75,303	66	251	585	141,985	104,601
2,214	146,587	79,647	862	1,767	5,595	276,810	142,211
29,829	1,105,896	978,130	788	4,520	38,979	1,661,598	1,464,092
2,753	773,824	704,197	108	1,784	3,740	1,169,967	1,042,483
27,076	332,072	273,934	768	2,736	35,239	491,632	421,608
721,846	24,150,939	17,817,501	66,510	181,405	1,142,324	37,751,479	27,896,046
44,408	10,321,790	8,186,830	4,808	22,196	59,013	16,007,359	12,628,569
677,438	13,829,148	9,630,670	65,762	159,209	1,083,311	21,744,120	15,267,477
533,254	1,676,368	1,160,504	18,273	31,480	738,720	2,286,396	1,591,022
1,380	100,103	75,873	104	301	1,772	118,554	91,280
531,874	1,576,266	1,084,631	18,207	31,179	736,948	2,167,843	1,499,742
226,721	4,727,804	3,913,217	8,482	16,700	275,515	5,081,982	4,178,999
2,834	848,741	707,376	247	1,443	3,221	1,896,041	1,647,313
223,887	3,879,063	3,205,841	8,355	15,257	272,294	3,185,941	2,531,686
178,904	31,071,328	27,578,511	6,357	20,016	230,198	34,343,431	30,361,703
3,167	1,805,864	1,553,231	291	1,812	4,055	1,462,553	1,214,940
175,737	29,265,464	26,025,281	6,247	18,204	226,143	32,880,878	29,146,763
24,448	742,916	645,300	410	2,154	33,984	572,029	494,114
2,373	386,009	337,189	40	362	2,094	172,209	149,768
22,075	356,907	308,112	400	1,792	31,890	399,820	344,346

Note : Based on the Treatment Month (excluding herbal medicine, including pharmacy in Reimbursed Days, Medical Expense and Benefit)

제VI-2표
Table VI-2

298 질병분류별
Benefits by Classification of 298

구 분 Division			35 ~ 39 세				40 세 ~		
			진료실인원수 Patients	입내원일수 Visits	요양급여일수 Reimbursed Days	진료비 Medical Expense	급여비 Benefit	진료실인원수 Patients	입내원일수 Visits
081	계	S.T	25	270	876	138,472	126,028	40	317
	입원	I.P	4	24	50	52,326	46,210	8	114
	외래	O.P	25	246	826	86,145	79,818	38	203
082	계	S.T	630	14,500	120,302	6,297,078	5,679,578	822	21,447
	입원	I.P	176	7,276	14,410	4,155,869	3,715,185	244	11,706
	외래	O.P	612	7,224	105,892	2,141,209	1,964,393	795	9,741
083	계	S.T	89	1,154	5,619	316,152	287,210	151	1,961
	입원	I.P	11	437	556	148,304	131,666	28	867
	외래	O.P	87	717	5,063	167,847	155,544	142	1,094
084	계	S.T	26,202	133,876	6,719,233	35,755,223	30,104,184	44,300	215,656
	입원	I.P	4,417	34,594	98,644	20,460,289	16,801,907	6,421	57,691
	외래	O.P	26,030	99,282	6,620,589	15,294,934	13,302,277	43,940	157,965
085	계	S.T	193	2,249	14,750	1,167,708	1,079,632	164	2,019
	입원	I.P	39	833	1,994	528,212	486,034	36	683
	외래	O.P	191	1,416	12,756	639,496	593,599	164	1,336
086	계	S.T	936	16,110	81,143	9,202,556	8,429,538	1,703	28,824
	입원	I.P	247	6,264	13,337	6,158,941	5,623,580	460	12,744
	외래	O.P	919	9,846	67,806	3,043,615	2,805,959	1,682	16,080
087	계	S.T	1,087	26,695	277,725	27,478,181	25,324,530	1,528	37,175
	입원	I.P	267	16,458	22,768	16,663,776	15,125,564	376	21,752
	외래	O.P	1,063	10,237	254,957	10,814,405	10,198,966	1,483	15,423
088	계	S.T	396	3,770	24,277	1,737,436	1,601,366	858	9,807
	입원	I.P	57	938	1,829	691,872	632,482	138	3,144
	외래	O.P	393	2,832	22,448	1,045,564	968,884	849	6,663
089	계	S.T	6,498	24,629	89,353	3,907,977	3,447,827	6,972	26,340
	입원	I.P	1,022	2,959	8,679	1,274,895	1,090,512	1,167	3,464
	외래	O.P	6,466	21,670	80,674	2,633,081	2,357,316	6,928	22,876
090	계	S.T	33,193	70,232	166,423	5,356,277	3,463,273	39,915	82,740
	입원	I.P	260	666	1,970	285,080	221,693	335	928
	외래	O.P	33,129	69,566	164,453	5,071,197	3,241,580	39,837	81,812
091	계	S.T	33,387	63,594	126,622	8,706,888	5,368,107	64,779	122,433
	입원	I.P	4,244	6,832	17,754	2,133,920	1,587,811	7,924	13,337
	외래	O.P	32,796	56,762	108,868	6,572,968	3,780,296	63,613	109,096
092	계	S.T	52,885	132,023	736,720	37,711,614	24,508,358	96,971	247,096
	입원	I.P	6,987	31,245	64,801	23,323,159	16,681,919	13,988	63,395
	외래	O.P	52,312	100,778	671,919	14,388,456	7,826,438	95,675	183,701
093	계	S.T	17,415	39,286	358,008	11,424,095	7,551,774	20,543	45,310
	입원	I.P	2,068	8,966	17,434	7,250,702	5,276,655	2,173	9,769
	외래	O.P	17,036	30,320	340,574	4,173,393	2,275,119	20,117	35,541
094	계	S.T	1,126	2,466	6,429	531,890	310,639	1,873	4,074
	입원	I.P	65	296	697	193,503	145,981	89	376
	외래	O.P	1,117	2,170	5,732	338,388	164,658	1,861	3,698
095	계	S.T	934	4,503	41,818	1,815,140	1,611,250	1,504	7,461
	입원	I.P	125	1,478	4,179	1,225,696	1,107,933	195	2,193
	외래	O.P	914	3,025	37,639	589,444	503,316	1,482	5,268
096	계	S.T	79,623	223,031	1,690,804	49,388,430	36,546,552	135,524	383,408
	입원	I.P	6,072	29,919	76,960	20,744,363	16,153,087	11,075	57,330
	외래	O.P	78,722	193,112	1,613,844	28,644,066	20,393,465	133,668	326,078
097	계	S.T	24,299	46,303	1,247,994	3,217,506	2,204,695	44,359	91,668
	입원	I.P	200	574	2,194	188,366	142,883	334	962
	외래	O.P	24,191	45,729	1,245,800	3,029,140	2,061,812	44,201	90,706
098	계	S.T	10,089	20,083	401,246	7,320,752	6,067,373	16,903	35,007
	입원	I.P	325	1,393	3,525	1,625,758	1,385,078	502	2,008
	외래	O.P	9,941	18,690	397,721	5,694,995	4,682,296	16,664	32,999
099	계	S.T	6,544	20,383	279,947	24,658,065	21,541,608	8,128	25,108
	입원	I.P	321	2,147	4,667	1,512,763	1,267,889	484	3,335
	외래	O.P	6,414	18,236	275,280	23,145,302	20,273,719	7,899	21,773
100	계	S.T	506	2,456	44,534	461,402	380,593	688	3,434
	입원	I.P	42	305	1,280	102,698	82,881	57	432
	외래	O.P	492	2,151	43,254	358,704	297,712	671	3,002

주 : 진료일 기준 (한의원료 제외, 요양급여일수, 진료비와 급여비는 약국포함)

연령별 진료현황(총계) <계속>

Disease Categories by Age(Total) <Cont'd>

(단위 : 명, 일, 천원)

Unit : Person, Day, KRW 1,000

44 세			45 ~ 49 세				
요양급여일수 Reimbursed Days	진료비 Medical Expense	급여비 Benefit	진료실인원수 Patients	입내원일수 Visits	요양급여일수 Reimbursed Days	진료비 Medica Expense	급여비 Benefit
854	151,372	136,283	53	431	1,917	197,110	179,042
184	95,642	87,436	8	35	98	76,475	69,329
670	55,730	48,847	53	396	1,819	120,635	109,713
166,136	7,932,055	7,129,718	820	23,552	155,777	9,021,827	8,190,887
21,210	4,933,593	4,348,846	268	14,202	22,818	6,229,897	5,603,091
144,926	2,998,462	2,780,872	795	9,350	132,959	2,791,930	2,587,797
12,365	549,883	503,024	117	1,540	12,725	457,245	415,746
1,318	316,227	285,254	16	900	1,574	322,338	292,298
11,047	233,656	217,770	111	640	11,151	134,908	123,448
11,413,028	56,893,711	47,674,941	49,058	233,289	12,956,726	60,118,905	50,050,913
147,851	31,837,313	26,302,263	6,144	62,712	148,503	33,037,746	27,570,869
11,265,177	25,056,398	21,372,679	48,561	170,577	12,808,223	27,081,159	22,480,044
16,437	1,085,604	1,000,823	139	2,617	15,940	1,594,071	1,480,762
2,521	560,805	513,601	36	1,213	2,749	1,043,277	968,552
13,916	524,798	487,221	137	1,404	13,191	550,793	512,210
160,872	15,656,048	14,385,707	1,832	36,790	195,908	19,346,348	17,754,894
26,162	9,655,919	8,826,535	532	17,407	32,624	13,101,052	11,975,513
134,710	6,000,128	5,559,173	1,800	19,383	163,284	6,245,296	5,779,381
422,187	37,965,334	35,078,151	1,671	39,808	444,542	40,220,588	37,236,217
30,151	22,613,671	20,593,087	393	23,936	33,118	23,687,063	21,653,246
392,036	15,351,664	14,485,064	1,637	15,872	411,424	16,533,524	15,582,971
70,314	4,726,572	4,336,718	1,095	14,393	114,143	8,019,072	7,433,984
6,420	2,141,909	1,931,007	167	4,886	9,672	3,698,702	3,398,959
63,894	2,584,663	2,405,711	1,086	9,507	104,471	4,320,369	4,035,024
109,708	4,628,151	4,027,611	5,507	21,090	120,134	3,908,765	3,336,617
9,623	1,836,429	1,554,371	803	3,305	8,176	1,701,654	1,404,104
100,085	2,791,722	2,473,240	5,480	17,785	111,958	2,207,111	1,932,513
202,295	6,235,396	4,038,757	38,754	80,578	205,026	6,102,849	3,963,597
2,654	301,799	224,298	342	954	3,053	321,882	240,099
199,641	5,933,597	3,814,459	38,672	79,624	201,973	5,780,967	3,723,498
276,669	17,029,103	10,356,657	66,725	125,967	336,920	17,470,141	10,341,460
35,087	4,352,685	3,241,664	7,140	12,859	34,070	4,216,376	3,149,059
241,582	12,676,418	7,114,993	65,616	113,108	302,850	13,253,765	7,192,400
1,395,527	75,715,656	49,713,646	119,620	304,010	1,879,792	93,801,201	61,883,152
131,279	49,571,297	35,641,046	16,627	77,527	157,344	62,697,803	45,241,297
1,264,248	26,144,359	14,072,600	118,005	226,483	1,722,448	31,103,398	16,641,855
389,682	12,642,982	8,223,195	19,083	41,516	312,242	11,347,840	7,304,059
18,743	7,721,878	5,569,784	1,922	8,764	16,767	6,955,886	4,977,893
370,939	4,921,104	2,653,411	18,700	32,752	295,475	4,391,954	2,326,167
19,021	834,247	472,576	2,059	4,781	20,687	981,560	561,489
921	246,175	179,093	124	520	1,237	303,190	225,888
18,100	588,072	293,482	2,043	4,261	19,450	678,370	335,602
78,314	2,779,161	2,472,500	1,850	10,497	107,683	3,840,839	3,419,399
5,510	1,789,395	1,613,222	235	3,942	8,259	2,570,532	2,323,418
72,804	989,766	859,278	1,809	6,555	99,424	1,270,307	1,095,981
3,542,259	94,136,276	70,772,557	140,626	433,610	4,757,454	110,674,424	84,914,117
146,495	40,819,594	31,861,424	12,370	69,560	173,050	48,811,169	38,657,220
3,395,764	53,316,682	38,911,132	138,689	364,050	4,584,404	61,863,256	46,256,896
2,764,416	6,044,919	4,104,316	49,472	106,664	3,419,209	7,214,735	4,889,327
3,880	309,460	237,717	408	1,411	5,345	436,477	333,026
2,760,536	5,735,458	3,866,599	49,280	105,253	3,413,864	6,778,258	4,556,301
819,983	8,468,576	6,731,110	18,310	39,948	1,002,339	9,985,626	7,937,088
5,545	1,507,536	1,249,735	620	2,808	7,167	2,173,282	1,834,585
814,438	6,961,040	5,481,375	17,981	37,140	995,172	7,812,344	6,102,503
381,821	27,019,831	23,456,920	8,131	26,590	401,994	21,576,144	18,591,357
6,797	2,431,445	2,029,629	556	3,915	8,184	2,859,027	2,442,410
375,024	24,588,386	21,427,291	7,850	22,675	393,810	18,717,117	16,148,946
61,134	671,351	569,561	727	4,336	82,538	1,100,376	926,900
3,468	166,358	139,592	59	621	2,157	433,419	368,155
57,666	504,993	429,969	713	3,715	80,381	666,957	558,746

Note : Based on the Treatment Month (excluding herbal medicine, including pharmacy in Reimbursed Days, Medical Expense and Benefit)

제VI-2표
Table VI-2

298 질병분류별
Benefits by Classification of 298

구 분 Division	50 ~ 54 세					55 세 ~	
	진료실인원수 Patients	입내원일수 Visits	요양급여일수 Reimbursed Days	진료비 Medical Expense	급여비 Benefit	진료실인원수 Patients	입내원일수 Visits
081 계 S.T 입원 I.P 외래 O.P	89 17 88	728 133 595	2,892 288 2,604	352,535 170,575 181,960	320,121 156,839 163,282	111 18 110	1,113 416 697
	984 350 938	33,190 21,312 11,878	205,629 34,380 171,249	12,008,973 8,312,357 3,696,616	10,891,284 7,466,155 3,425,129	1,084 435 1,030	40,803 27,729 13,074
	177 33 165	2,904 1,699 1,205	18,402 2,389 16,013	700,511 427,751 272,760	642,000 391,557 250,443	206 41 193	3,581 2,351 1,230
082 계 S.T 입원 I.P 외래 O.P	60,217 7,040 59,421	303,723 91,619 212,104	16,041,935 191,813 15,850,122	78,203,171 43,175,172 35,027,999	65,299,792 36,545,768 28,754,024	60,727 6,985 59,638	314,166 99,923 214,243
	160 33 157	2,540 1,393 1,147	13,223 2,334 10,889	1,033,097 449,667 583,429	953,365 407,720 545,644	147 43 146	2,567 1,298 1,269
	2,709 843 2,666	56,616 28,125 28,491	305,278 53,014 252,264	29,157,689 19,684,117 9,473,572	26,721,133 17,969,712 8,751,421	3,278 1,091 3,207	75,212 40,927 34,285
083 계 S.T 입원 I.P 외래 O.P	2,104 544 2,037	49,584 30,395 19,189	559,287 41,408 517,879	51,189,618 30,680,830 20,508,788	47,371,644 28,010,337 19,361,307	2,287 598 2,219	54,898 34,143 20,755
	1,684 333 1,655	26,948 10,204 16,744	205,298 20,643 184,655	16,401,512 7,194,779 9,206,733	15,273,373 6,605,154 8,668,219	2,343 547 2,307	45,285 18,589 26,696
	4,936 698 4,914	19,851 3,611 16,240	199,329 7,556 191,773	3,833,089 1,824,718 2,008,371	3,229,796 1,512,880 1,716,916	3,280 532 3,256	14,397 3,609 10,788
084 계 S.T 입원 I.P 외래 O.P	46,736 372 46,629	97,876 1,150 96,726	257,173 3,253 253,920	7,282,678 379,135 6,903,543	4,735,238 285,290 4,449,949	46,007 379 45,894	95,878 1,203 94,675
	66,102 5,013 65,260	115,578 9,034 106,544	420,384 24,095 396,289	15,631,130 2,951,508 12,679,622	9,027,023 2,207,372 6,819,651	43,332 2,404 42,936	72,338 4,365 67,973
	130,337 10,330 129,096	263,889 47,587 216,302	2,513,611 96,421 2,417,190	68,110,038 39,169,740 28,940,298	44,305,317 28,372,495 15,932,822	73,554 2,727 73,161	118,121 11,846 106,275
085 계 S.T 입원 I.P 외래 O.P	15,460 1,762 15,123	35,022 8,092 26,930	307,778 15,444 292,334	9,978,563 6,465,582 3,512,981	6,404,565 4,577,665 1,826,901	8,706 1,425 8,470	22,676 6,970 15,706
	3,076 195 3,034	7,287 1,043 6,244	38,232 2,355 35,877	1,621,795 593,950 1,027,845	941,146 432,471 508,675	3,531 226 3,478	8,297 1,205 7,092
	2,542 329 2,496	14,939 5,443 9,496	156,182 11,383 144,799	5,043,703 3,271,203 1,772,500	4,495,149 2,946,374 1,548,776	2,912 336 2,853	13,542 4,359 9,183
086 계 S.T 입원 I.P 외래 O.P	203,751 16,962 200,645	585,266 96,680 488,586	6,674,240 237,475 6,436,765	144,669,474 60,816,010 83,853,465	109,631,824 48,715,923 60,915,901	208,840 18,191 205,512	617,402 114,655 502,747
	35,520 323 35,359	74,710 1,211 73,499	2,377,865 3,909 2,373,956	5,465,233 339,488 5,125,745	3,711,713 257,977 3,453,736	14,949 186 14,833	26,735 832 25,903
	16,638 638 16,318	37,494 3,207 34,287	916,442 8,353 908,089	10,417,189 2,826,267 7,590,922	8,300,653 2,402,964 5,897,690	11,688 549 11,426	29,605 4,283 25,322
087 계 S.T 입원 I.P 외래 O.P	10,520 737 10,103	33,703 5,297 28,406	470,628 11,522 459,106	27,347,757 7,383,286 19,964,471	23,541,314 6,445,169 17,096,145	11,221 819 10,769	35,531 6,572 28,959
	980 75 964	5,569 1,079 4,490	116,063 3,353 112,710	1,033,212 381,330 651,882	855,886 318,964 536,922	1,100 77 1,082	5,902 799 5,103

주 : 진료일 기준 (한의원료 제외, 요양급여일수, 진료비와 급여비는 약국포함)

연령별 진료현황(총계) <계속>

Disease Categories by Age(Total) <Cont'd>

(단위 : 명, 일, 천원)

Unit : Person, Day, KRW 1,000

59 세			60 ~ 64 세				
요양급여일수 Reimbursed Days	진료비 Medical Expense	급여비 Benefit	진료실인원수 Patients	입내원일수 Visits	요양급여일수 Reimbursed Days	진료비 Medical Expense	급여비 Benefit
4,853	491,269	442,605	134	1,318	5,480	554,921	508,541
572	234,573	210,246	24	324	448	260,043	239,037
4,281	256,696	232,359	133	994	5,032	294,878	269,504
237,463	13,289,152	12,036,276	1,206	53,255	271,940	17,853,594	16,187,179
42,810	9,335,227	8,361,770	521	37,629	57,871	13,134,106	11,791,223
194,653	3,953,925	3,674,505	1,114	15,626	214,069	4,719,488	4,395,956
25,830	1,140,635	1,032,530	270	5,271	33,035	1,776,885	1,600,317
2,938	861,968	779,404	59	3,847	5,216	1,375,629	1,236,699
22,892	278,667	253,125	247	1,424	27,819	401,256	363,617
16,310,052	83,754,851	70,229,384	66,057	341,632	17,835,894	96,081,685	80,808,347
199,969	47,290,826	40,588,374	7,408	109,059	213,411	54,319,581	47,165,382
16,110,083	36,464,025	29,641,010	64,616	232,573	17,622,483	41,762,104	33,642,965
17,259	1,293,854	1,184,095	190	3,027	22,626	1,613,820	1,495,800
2,843	776,968	704,053	52	1,362	2,969	872,836	803,026
14,416	516,886	480,042	189	1,665	19,657	740,983	692,775
431,858	41,043,469	37,573,137	4,296	100,155	603,267	57,889,806	53,291,356
77,469	29,208,820	26,644,438	1,416	56,423	108,574	42,848,305	39,336,341
354,389	11,834,649	10,928,699	4,195	43,732	494,693	15,041,501	13,955,015
600,075	53,943,578	49,928,174	2,860	69,262	748,873	66,179,734	61,245,837
47,568	32,764,790	29,956,239	782	42,327	59,193	40,344,581	36,882,220
552,507	21,178,788	19,971,936	2,748	26,935	689,680	25,835,153	24,363,617
363,378	29,644,811	27,622,940	3,188	76,246	611,930	49,986,450	46,487,702
34,608	12,693,497	11,659,075	893	36,396	66,166	23,013,126	21,068,624
328,770	16,951,314	15,963,866	3,141	39,850	545,764	26,973,324	25,419,078
179,108	2,775,974	2,313,827	3,234	15,086	143,051	2,965,525	2,490,617
6,845	1,515,079	1,250,228	602	4,011	8,018	1,696,721	1,395,953
172,263	1,260,895	1,063,598	3,207	11,075	135,033	1,268,804	1,094,665
258,348	7,225,167	4,690,017	48,647	103,456	283,234	7,683,946	4,964,989
3,441	390,140	292,428	372	1,196	3,436	399,094	297,466
254,907	6,835,027	4,397,590	48,552	102,260	279,798	7,284,852	4,667,523
356,549	9,557,624	5,421,346	33,650	55,522	266,192	7,263,928	4,105,339
11,998	1,422,567	1,060,455	1,551	2,872	7,591	972,511	731,215
344,551	8,135,056	4,360,891	33,374	52,650	258,601	6,291,417	3,374,123
1,746,173	23,933,882	15,100,369	52,464	78,143	1,032,204	14,377,326	8,978,008
23,471	9,834,919	7,127,435	1,382	6,180	11,930	5,031,255	3,664,608
1,722,702	14,098,963	7,972,934	52,201	71,963	1,020,274	9,346,071	5,313,400
202,566	7,615,242	4,954,580	8,033	21,469	135,530	7,123,686	4,662,144
12,869	5,581,309	3,923,138	1,354	7,082	12,982	5,316,530	3,743,122
189,697	2,033,933	1,031,442	7,791	14,387	122,548	1,807,156	919,021
53,740	1,851,758	1,093,848	4,609	10,709	79,818	2,476,314	1,468,654
2,600	678,329	508,630	314	1,460	3,551	883,333	660,531
51,140	1,173,429	585,218	4,537	9,249	76,267	1,592,981	808,123
202,582	4,823,909	4,288,747	3,838	21,054	316,067	6,635,935	5,894,746
9,825	2,967,996	2,687,237	421	8,035	14,687	3,961,092	3,568,922
192,757	1,855,913	1,601,510	3,749	13,019	301,380	2,674,842	2,325,824
7,098,305	151,748,585	114,802,090	261,840	776,516	9,488,047	197,821,980	150,282,704
274,341	66,407,082	54,015,698	23,409	149,842	363,054	88,338,493	72,737,923
6,823,964	85,341,503	60,786,392	257,453	626,674	9,124,993	109,483,487	77,544,781
731,805	2,461,565	1,708,573	16,421	30,276	822,269	2,866,005	1,999,489
3,015	273,909	214,354	261	1,078	4,438	385,550	298,141
728,790	2,187,656	1,494,219	16,252	29,198	817,831	2,480,455	1,701,348
614,033	11,503,021	9,490,685	14,281	37,712	820,652	13,892,736	11,428,151
9,259	4,239,255	3,634,266	775	5,241	13,118	4,621,192	3,978,985
604,774	7,263,766	5,856,419	13,921	32,471	807,534	9,271,544	7,449,166
453,594	16,604,152	13,646,952	13,178	43,113	558,095	17,563,648	14,147,353
13,316	4,347,682	3,705,288	1,076	9,028	18,166	6,261,850	5,360,432
440,278	12,256,470	9,941,664	12,537	34,085	539,929	11,301,798	8,786,921
136,542	1,030,669	827,824	1,342	7,684	186,959	1,602,511	1,307,648
2,190	338,990	275,386	116	1,326	5,852	698,629	590,159
134,352	691,679	552,438	1,314	6,358	181,107	903,882	717,488

Note : Based on the Treatment Month (excluding herbal medicine, including pharmacy in Reimbursed Days, Medical Expense and Benefit)

제VI-2표
Table VI-2

298 질병분류별
Benefits by Classification of 298

구 분 Division			65 ~ 69 세				70 세 ~	
			진료실인원수 Patients	입내원일수 Visits	요양급여일수 Reimbursed Days	진료비 Medical Expense	급여비 Benefit	진료실인원수 Patients
081	계	S.T	124	1,123	4,199	443,417	405,235	92
	입원	I.P	22	168	311	154,846	139,420	19
	외래	O.P	124	955	3,888	288,571	265,815	89
082	계	S.T	1,152	49,395	239,397	17,196,456	15,560,237	912
	입원	I.P	556	37,059	53,955	13,152,790	11,793,965	473
	외래	O.P	1,033	12,336	185,442	4,043,666	3,766,272	795
083	계	S.T	269	6,448	43,519	1,743,238	1,551,897	185
	입원	I.P	66	4,551	6,145	1,375,564	1,218,271	42
	외래	O.P	252	1,897	37,374	367,674	333,627	165
084	계	S.T	53,006	278,395	14,062,111	86,696,058	73,729,640	31,598
	입원	I.P	6,422	88,780	181,870	50,356,846	44,216,343	4,335
	외래	O.P	51,404	189,615	13,880,241	36,339,213	29,513,297	30,279
085	계	S.T	183	2,763	23,668	1,781,548	1,655,789	144
	입원	I.P	45	1,202	2,865	1,050,695	969,219	46
	외래	O.P	178	1,561	20,803	730,853	686,571	139
086	계	S.T	4,506	107,206	662,140	60,113,324	55,300,174	3,649
	입원	I.P	1,531	61,321	112,167	44,003,753	40,366,886	1,295
	외래	O.P	4,379	45,885	549,973	16,109,570	14,933,288	3,518
087	계	S.T	2,843	74,091	698,872	66,200,578	61,012,131	2,258
	입원	I.P	883	47,887	66,020	42,366,526	38,566,708	787
	외래	O.P	2,697	26,204	632,852	23,834,052	22,445,423	2,114
088	계	S.T	3,544	85,279	782,769	62,313,332	58,278,870	2,938
	입원	I.P	1,082	37,202	71,795	27,148,501	25,083,877	941
	외래	O.P	3,476	48,077	710,974	35,164,831	33,194,993	2,858
089	계	S.T	2,447	12,446	107,366	2,596,880	2,195,163	1,523
	입원	I.P	458	3,395	6,130	1,554,220	1,282,206	302
	외래	O.P	2,429	9,051	101,236	1,042,660	912,957	1,503
090	계	S.T	43,379	94,937	265,207	6,810,369	4,564,083	29,916
	입원	I.P	349	1,349	3,304	396,573	298,626	191
	외래	O.P	43,265	93,588	261,903	6,413,796	4,265,457	29,859
091	계	S.T	19,556	32,471	157,271	4,280,046	2,418,754	8,677
	입원	I.P	779	1,531	4,181	576,861	433,666	286
	외래	O.P	19,393	30,940	153,090	3,703,185	1,985,087	8,616
092	계	S.T	26,526	40,544	511,599	7,542,932	4,706,151	11,137
	입원	I.P	751	3,250	6,337	2,746,462	2,008,064	306
	외래	O.P	26,355	37,294	505,262	4,796,470	2,698,087	11,071
093	계	S.T	5,738	15,198	83,612	4,847,291	3,155,450	3,395
	입원	I.P	881	4,537	8,495	3,515,803	2,490,237	493
	외래	O.P	5,588	10,661	75,117	1,331,489	665,212	3,324
094	계	S.T	4,417	10,671	98,114	2,522,660	1,541,249	3,317
	입원	I.P	303	1,813	4,215	958,339	733,827	233
	외래	O.P	4,338	8,858	93,899	1,564,321	807,421	3,253
095	계	S.T	3,658	20,742	344,876	6,263,369	5,539,870	2,596
	입원	I.P	385	6,823	12,374	3,577,412	3,215,933	260
	외래	O.P	3,585	13,919	332,502	2,685,957	2,323,937	2,542
096	계	S.T	229,239	721,161	9,260,524	188,812,194	145,912,988	160,688
	입원	I.P	21,197	142,518	345,983	84,786,356	70,912,430	15,818
	외래	O.P	225,414	578,643	8,914,541	104,025,838	75,000,558	157,743
097	계	S.T	17,312	33,968	934,780	2,983,094	2,101,912	15,659
	입원	I.P	244	1,379	4,918	327,381	249,063	286
	외래	O.P	17,141	32,589	929,862	2,655,713	1,852,849	15,472
098	계	S.T	15,914	45,571	1,004,886	12,253,963	9,640,253	14,864
	입원	I.P	926	6,413	13,764	4,029,847	3,373,861	986
	외래	O.P	15,478	39,158	991,122	8,224,116	6,266,392	14,397
099	계	S.T	12,417	40,544	511,276	15,097,475	12,102,340	9,942
	입원	I.P	1,076	9,524	18,329	6,749,163	5,865,102	992
	외래	O.P	11,756	31,020	492,947	8,348,312	6,237,238	9,276
100	계	S.T	1,285	7,440	206,455	1,533,826	1,253,327	871
	입원	I.P	119	1,073	4,317	626,593	520,129	83
	외래	O.P	1,262	6,367	202,138	907,233	733,199	852

주 : 진료일 기준 (한의원료 제외, 요양급여일수, 진료비와 급여비는 약국포함)

연령별 진료현황(총계) <계속>

Disease Categories by Age(Total) <Cont'd>

(단위 : 명, 일, 천원)

Unit : Person, Day, KRW 1,000

74 세			75 세이상				
요양급여일수 Reimbursed Days	진료비 Medical Expense	급여비 Benefit	진료실인원수 Patients	입내원일수 Visits	요양급여일수 Reimbursed Days	진료비 Medical Expense	급여비 Benefit
4,423	335,281	306,278	230	2,262	10,523	822,649	752,536
213	213,566	195,558	46	723	1,118	375,715	338,624
4,210	121,715	110,720	221	1,539	9,405	446,934	413,912
183,128	14,213,355	12,894,140	1,549	63,418	234,711	19,312,218	17,440,131
43,797	11,213,442	10,102,709	890	52,218	67,214	15,969,569	14,340,715
139,331	2,999,912	2,791,431	1,213	11,200	167,497	3,342,650	3,099,418
32,915	1,151,558	1,025,041	294	6,887	48,248	1,652,750	1,489,507
4,541	872,918	772,429	77	5,436	6,179	1,226,303	1,098,262
28,374	278,640	252,611	256	1,451	42,069	426,447	391,245
8,107,544	60,273,718	51,880,303	37,346	275,081	8,526,712	90,410,255	79,194,913
126,728	37,190,818	32,962,604	7,283	138,797	223,534	61,833,345	55,321,904
7,980,816	23,082,900	18,917,699	34,241	136,284	8,303,178	28,576,910	23,873,009
17,904	1,216,663	1,130,223	208	3,422	27,179	1,918,946	1,777,900
1,872	601,510	554,313	74	1,805	3,385	1,357,511	1,254,870
16,032	615,153	575,910	200	1,617	23,794	561,434	523,030
537,794	46,015,786	42,293,613	6,808	156,090	962,557	74,165,973	68,187,603
90,380	33,629,278	30,774,413	2,776	96,799	163,833	54,426,498	49,840,763
447,414	12,386,508	11,519,200	6,299	59,291	798,724	19,739,475	18,346,841
533,720	48,891,890	45,000,728	3,780	96,113	799,959	69,060,507	64,210,087
51,959	30,564,967	27,726,265	1,633	60,571	89,673	42,652,023	39,294,585
481,761	18,326,924	17,274,463	3,373	35,542	710,286	26,408,484	24,915,502
727,154	51,525,943	48,056,275	4,935	132,721	1,124,355	75,949,275	70,877,313
57,359	18,133,132	16,474,624	1,847	70,111	104,061	29,335,145	26,804,866
669,795	33,392,811	31,581,651	4,658	62,610	1,020,294	46,614,129	44,072,447
61,337	1,672,484	1,417,727	1,334	9,279	60,151	1,783,634	1,534,759
3,626	1,014,439	835,689	282	3,906	5,608	1,157,273	979,486
57,711	658,045	582,038	1,308	5,373	54,543	626,362	555,271
188,726	4,613,373	3,094,196	47,954	111,355	323,621	7,725,149	5,178,186
1,750	198,998	151,170	323	1,908	3,726	440,881	331,259
186,976	4,414,375	2,943,026	47,845	109,447	319,895	7,284,268	4,846,927
72,676	1,954,866	1,115,170	5,063	8,918	41,420	1,210,849	695,638
1,739	295,717	221,759	151	361	858	180,086	135,957
70,937	1,659,149	893,411	5,023	8,557	40,562	1,030,762	559,682
229,858	3,223,956	2,008,640	5,495	9,085	124,637	1,674,018	1,037,910
2,724	1,202,023	882,165	160	802	1,553	641,086	474,898
227,134	2,021,934	1,126,475	5,438	8,283	123,084	1,032,933	563,012
46,555	2,822,424	1,831,998	3,776	11,243	47,852	3,267,743	2,122,223
4,946	2,047,484	1,449,687	536	3,928	6,888	2,367,219	1,680,732
41,609	774,940	382,311	3,664	7,315	40,964	900,524	441,490
81,661	1,994,014	1,215,566	4,890	14,424	146,948	3,284,572	2,056,492
2,949	736,811	562,571	443	3,685	7,123	1,368,853	1,060,474
78,712	1,257,203	652,995	4,717	10,739	139,825	1,915,719	996,017
278,349	4,605,102	4,078,833	3,994	44,974	555,324	9,081,869	8,016,932
10,951	2,711,312	2,426,553	506	30,446	36,835	5,950,823	5,256,131
267,398	1,893,791	1,652,280	3,782	14,528	518,489	3,131,047	2,760,799
7,066,677	145,181,468	113,286,391	188,701	899,264	11,144,978	221,114,025	180,354,722
276,293	66,229,964	55,526,420	22,619	339,186	572,213	116,594,103	99,976,928
6,790,384	78,951,504	57,759,971	183,093	560,078	10,572,765	104,519,921	80,377,794
914,505	2,900,029	2,069,694	49,572	121,682	3,085,458	12,461,256	9,038,143
4,708	463,513	355,868	2,002	16,950	38,251	4,186,646	3,240,718
909,797	2,436,516	1,713,826	48,244	104,732	3,047,207	8,274,609	5,797,426
1,019,067	12,408,958	9,794,878	47,190	169,549	3,407,020	37,837,679	28,353,662
17,536	4,339,336	3,641,600	5,811	49,906	99,595	18,341,005	14,723,393
1,001,531	8,069,622	6,153,278	44,025	119,643	3,307,425	19,496,674	13,630,268
429,730	10,901,867	8,539,459	19,262	75,740	877,386	26,694,666	20,776,609
17,684	6,253,387	5,397,105	2,192	27,383	45,281	16,059,546	13,435,412
412,046	4,648,480	3,142,353	17,861	48,357	832,105	10,635,122	7,341,197
143,776	1,140,400	937,713	1,001	6,820	183,132	1,524,430	1,219,207
2,270	465,533	393,619	103	1,811	3,369	789,735	652,902
141,506	674,868	544,094	981	5,009	179,763	734,695	566,304

Note : Based on the Treatment Month (excluding herbal medicine, including pharmacy in Reimbursed Days, Medical Expense and Benefit)

제VI-2표
Table VI-2

298 질병분류별
Benefits by Classification of 298

구 분 Division			총 계 G.T				0 세	
			진료실인원수 Patients	입내원일수 Visits	요양급여일수 Reimbursed Days	진료비 Medical Expense	급여비 Benefit	진료실인원수 Patients
101	계	S.T	9,350	30,670	1,544,059	2,642,579	1,610,195	4
	입원	I.P	16	243	364	23,032	18,748	-
	외래	O.P	9,341	30,427	1,543,695	2,619,547	1,591,448	4
102	계	S.T	257,633	1,245,867	46,117,854	113,645,956	68,713,194	12
	입원	I.P	2,504	16,235	46,675	6,395,516	4,736,007	-
	외래	O.P	257,240	1,229,632	46,071,179	107,250,440	63,977,187	12
103	계	S.T	1,386,830	4,105,969	179,679,928	375,060,667	237,334,551	1,718
	입원	I.P	8,831	38,345	132,731	14,116,779	9,990,288	23
	외래	O.P	1,384,320	4,067,624	179,547,197	360,943,888	227,344,263	1,714
104	계	S.T	3,828,241	26,251,140	996,024,548	3,623,445,149	2,527,767,482	12
	입원	I.P	88,450	1,349,198	2,683,211	292,251,983	225,131,935	3
	외래	O.P	3,809,940	24,901,942	993,341,337	3,331,193,166	2,302,635,547	11
105	계	S.T	16,625	37,078	335,117	3,734,755	2,857,206	5
	입원	I.P	460	7,879	11,242	1,520,074	1,216,049	-
	외래	O.P	16,225	29,199	323,875	2,214,681	1,641,157	5
106	계	S.T	51,242	77,798	1,748,746	4,278,998	2,999,393	44
	입원	I.P	93	793	1,250	44,582	30,609	-
	외래	O.P	51,150	77,005	1,747,496	4,234,416	2,968,784	44
107	계	S.T	268,865	503,843	19,409,073	41,998,596	27,989,422	118
	입원	I.P	1,307	33,150	46,409	5,106,315	3,840,583	1
	외래	O.P	267,792	470,693	19,362,664	36,892,282	24,148,839	117
108	계	S.T	1,511	2,933	20,709	122,799	91,828	1
	입원	I.P	10	76	83	9,119	7,067	-
	외래	O.P	1,502	2,857	20,626	113,680	84,761	1
109	계	S.T	21,410	59,437	1,662,935	25,200,003	17,905,916	1
	입원	I.P	2,070	12,506	58,542	19,513,328	14,663,565	-
	외래	O.P	21,029	46,931	1,604,393	5,686,675	3,242,351	1
110	계	S.T	172,491	281,805	1,127,601	18,579,028	13,773,086	569
	입원	I.P	6,714	18,978	36,241	5,230,731	4,178,613	136
	외래	O.P	166,581	262,827	1,091,360	13,348,296	9,594,473	456
111	계	S.T	3,819,109	13,331,204	597,607,102	1,705,749,174	1,179,092,383	2,300
	입원	I.P	49,560	317,131	822,905	126,434,481	102,148,307	129
	외래	O.P	3,792,887	13,014,073	596,784,197	1,579,314,693	1,076,944,077	2,246
112	계	S.T	671,447	25,078,275	150,690,192	2,480,096,022	1,844,926,410	1
	입원	I.P	132,406	21,755,064	22,105,811	1,887,044,082	1,420,822,252	-
	외래	O.P	577,128	3,323,211	128,584,381	593,051,940	424,104,158	1
113	계	S.T	66,157	1,744,924	7,281,531	179,479,774	134,227,767	1
	입원	I.P	17,418	1,487,716	1,704,305	156,374,144	118,176,013	1
	외래	O.P	55,703	257,208	5,577,226	23,105,629	16,051,755	-
114	계	S.T	8,476	37,064	527,147	7,100,842	5,161,830	11
	입원	I.P	3,273	19,765	28,533	5,028,441	3,792,042	4
	외래	O.P	5,545	17,299	498,614	2,072,401	1,369,788	7
115	계	S.T	148,093	4,651,550	39,586,526	506,264,905	413,489,327	-
	입원	I.P	23,728	3,351,734	3,749,348	349,668,950	284,639,521	-
	외래	O.P	137,291	1,299,816	35,837,178	156,595,955	128,849,807	-
116	계	S.T	1,259,485	10,948,641	207,995,932	961,111,194	715,038,599	2
	입원	I.P	27,809	1,091,281	1,455,617	158,936,714	121,350,558	-
	외래	O.P	1,251,956	9,857,360	206,540,315	802,174,479	593,688,040	2
117	계	S.T	1,291,050	7,283,458	146,624,521	526,670,310	389,002,568	18
	입원	I.P	11,542	166,264	266,265	25,352,957	19,286,350	-
	외래	O.P	1,285,914	7,117,194	146,358,256	501,317,353	369,716,218	18
118	계	S.T	26,939	419,235	3,761,290	39,486,532	29,768,994	-
	입원	I.P	1,599	275,897	295,967	26,053,372	20,296,499	-
	외래	O.P	25,883	143,338	3,465,323	13,433,160	9,472,495	-
119	계	S.T	1,085,052	5,896,069	147,358,122	556,843,529	400,294,318	483
	입원	I.P	10,207	419,589	525,203	51,812,377	39,999,266	7
	외래	O.P	1,079,497	5,476,480	146,832,919	505,031,153	360,295,052	482
120	계	S.T	24,990	230,640	1,631,955	79,045,311	61,881,593	231
	입원	I.P	6,067	175,083	271,122	71,209,910	56,710,208	167
	외래	O.P	21,961	55,557	1,360,833	7,835,401	5,171,385	148

주 : 진료일 기준 (한의원료 제외, 요양급여일수, 진료비와 급여비는 약국포함)

연령별 진료현황(총계) <계속>

Disease Categories by Age(Total) <Cont'd>

(단위 : 명, 일, 천원)

Unit : Person, Day, KRW 1,000

0Age			1 ~ 4세				
요양급여일수 Reimbursed Days	진료비 Medical Expense	급여비 Benefit	진료실인원수 Patients	입내원일수 Visits	요양급여일수 Reimbursed Days	진료비 Medical Expense	급여비 Benefit
7	234	215	19	53	391	4,563	2,928
-	-	-	-	-	-	-	-
7	234	215	19	53	391	4,563	2,928
42	1,283	1,093	45	163	2,917	16,012	11,310
-	-	-	2	15	25	4,378	3,546
42	1,283	1,093	45	148	2,892	11,634	7,764
114,324	438,225	383,908	3,718	15,008	707,857	1,118,695	827,419
389	77,162	75,506	19	63	152	22,513	21,296
113,935	361,063	308,403	3,717	14,945	707,705	1,096,182	806,123
454	11,341	9,827	137	981	5,061	205,601	164,891
19	9,329	8,587	51	402	596	140,047	120,286
435	2,011	1,240	131	579	4,465	65,554	44,606
8	1,245	1,121	161	239	795	18,607	15,298
-	-	-	2	26	58	8,906	7,628
8	1,245	1,121	159	213	737	9,701	7,670
631	1,589	1,395	159	177	1,953	7,485	5,794
-	-	-	-	-	-	-	-
631	1,589	1,395	159	177	1,953	7,485	5,794
639	22,552	20,365	637	1,054	7,908	114,906	97,319
6	698	549	2	15	25	6,391	5,996
633	21,854	19,816	637	1,039	7,883	108,515	91,324
1	14	13	10	13	59	560	455
-	-	-	-	-	-	-	-
1	14	13	10	13	59	560	455
1	24	23	24	39	140	1,937	1,511
-	-	-	-	-	-	-	-
1	24	23	24	39	140	1,937	1,511
3,365	147,187	133,864	16,163	24,329	105,109	2,204,562	1,815,854
801	105,737	97,629	1,345	3,609	7,777	843,350	764,468
2,564	41,450	36,234	15,081	20,720	97,332	1,361,212	1,051,386
21,221	1,876,255	1,731,030	12,009	34,540	201,593	8,195,579	6,899,629
2,412	1,233,354	1,192,748	1,318	5,870	12,508	2,859,475	2,555,397
18,809	642,901	538,282	11,567	28,670	189,085	5,336,103	4,344,232
286	957	759	5	20	984	5,051	4,355
-	-	-	1	7	11	1,254	1,144
286	957	759	4	13	973	3,797	3,211
9	85	79	4	4	9	902	611
2	75	72	1	1	1	166	158
7	9	7	3	3	8	736	453
15	2,032	1,779	193	233	325	41,712	32,157
4	1,074	1,009	59	80	99	20,862	19,666
11	958	770	137	153	226	20,850	12,491
-	-	-	1	1	101	222	153
-	-	-	-	-	-	-	-
-	-	-	1	1	101	222	153
86	324	248	56	147	3,355	15,161	11,826
-	-	-	-	-	-	-	-
86	324	248	56	147	3,355	15,161	11,826
38	617	558	667	1,024	5,065	85,067	68,284
-	-	-	3	3	4	2,038	1,934
38	617	558	665	1,021	5,061	83,029	66,350
-	-	-	486	1,357	5,587	111,432	77,598
-	-	-	5	13	139	7,656	6,692
-	-	-	482	1,344	5,448	103,776	70,906
1,955	68,813	60,871	9,991	27,220	108,348	2,023,154	1,531,093
81	39,572	35,645	57	1,461	1,910	271,068	249,580
1,874	29,241	25,226	9,967	25,759	106,438	1,752,085	1,281,513
5,561	1,409,078	1,298,575	887	5,164	18,959	1,631,049	1,445,614
3,593	1,377,634	1,272,448	223	3,082	4,826	1,438,409	1,303,854
1,968	31,444	26,127	770	2,082	14,133	192,640	141,759

Note : Based on the Treatment Month (excluding herbal medicine, including pharmacy in Reimbursed Days, Medical Expense and Benefit)

제VI-2표
Table VI-2

298 질병분류별
Benefits by Classification of 298

구 분 Division			5 ~ 9 세				10 세 ~		
			진료실인원수 Patients	입내원일수 Visits	요양급여일수 Reimbursed Days	진료비 Medical Expense	급여비 Benefit	진료실인원수 Patients	입내원일수 Visits
101	계	S.T	26	60	672	4,871	2,421	30	69
	입원	I.P	-	-	-	-	-	-	-
	외래	O.P	26	60	672	4,871	2,421	30	69
102	계	S.T	423	2,713	66,267	238,874	122,555	1,747	11,647
	입원	I.P	11	48	155	16,586	14,033	56	327
	외래	O.P	423	2,665	66,112	222,288	108,522	1,746	11,320
103	계	S.T	5,577	16,920	568,679	1,530,468	832,878	7,631	22,699
	입원	I.P	18	159	220	48,485	41,960	41	116
	외래	O.P	5,571	16,761	568,459	1,481,983	790,918	7,620	22,583
104	계	S.T	846	5,826	34,498	1,090,487	783,744	3,291	19,302
	입원	I.P	186	1,528	2,332	519,455	456,317	544	3,822
	외래	O.P	838	4,298	32,166	571,032	327,427	3,255	15,480
105	계	S.T	232	369	2,271	64,734	55,921	235	688
	입원	I.P	3	73	155	44,066	41,297	14	368
	외래	O.P	232	296	2,116	20,668	14,624	228	320
106	계	S.T	959	1,375	10,665	77,822	54,675	1,774	2,650
	입원	I.P	-	-	-	-	-	-	-
	외래	O.P	959	1,375	10,665	77,822	54,675	1,774	2,650
107	계	S.T	1,833	2,746	57,117	215,439	158,311	4,100	6,843
	입원	I.P	7	11	19	1,641	1,437	4	10
	외래	O.P	1,828	2,735	57,098	213,798	156,873	4,097	6,833
108	계	S.T	28	40	149	1,689	1,275	21	25
	입원	I.P	-	-	-	-	-	-	-
	외래	O.P	28	40	149	1,689	1,275	21	25
109	계	S.T	806	1,158	6,305	99,252	60,766	1,371	2,285
	입원	I.P	3	8	8	2,615	2,456	2	8
	외래	O.P	804	1,150	6,297	96,637	58,310	1,370	2,277
110	계	S.T	16,440	22,730	109,903	1,769,587	1,344,550	6,689	8,442
	입원	I.P	811	2,059	4,590	497,994	450,819	224	531
	외래	O.P	15,785	20,671	105,313	1,271,593	893,731	6,505	7,911
111	계	S.T	153,173	728,394	1,592,736	122,080,401	74,383,485	164,979	1,104,173
	입원	I.P	4,590	12,564	22,373	5,702,650	5,120,217	2,061	6,400
	외래	O.P	152,758	715,830	1,570,363	116,377,750	69,263,268	164,845	1,097,773
112	계	S.T	2	5	481	1,067	811	-	-
	입원	I.P	-	-	-	-	-	-	-
	외래	O.P	2	5	481	1,067	811	-	-
113	계	S.T	3	3	25	153	116	23	31
	입원	I.P	-	-	-	-	-	6	6
	외래	O.P	3	3	25	153	116	17	25
114	계	S.T	26	39	177	8,094	6,006	75	144
	입원	I.P	10	18	27	5,054	4,447	46	94
	외래	O.P	17	21	150	3,041	1,559	33	50
115	계	S.T	39	177	3,910	21,647	17,409	407	5,456
	입원	I.P	3	24	42	8,774	7,572	80	2,815
	외래	O.P	38	153	3,868	12,873	9,837	374	2,641
116	계	S.T	2,565	13,432	370,668	1,664,267	1,230,604	14,863	121,712
	입원	I.P	12	131	383	27,674	25,116	786	25,475
	외래	O.P	2,558	13,301	370,285	1,636,593	1,205,488	14,746	96,237
117	계	S.T	7,235	26,229	469,572	2,963,162	2,174,598	17,429	82,245
	입원	I.P	17	53	123	14,886	13,761	261	3,625
	외래	O.P	7,225	26,176	469,449	2,948,276	2,160,837	17,319	78,620
118	계	S.T	4,515	20,397	385,028	1,798,262	1,235,381	4,333	24,984
	입원	I.P	14	62	318	28,348	23,521	45	1,894
	외래	O.P	4,509	20,335	384,710	1,769,914	1,211,860	4,316	23,090
119	계	S.T	69,961	512,994	10,803,265	50,760,490	36,566,402	69,580	585,194
	입원	I.P	196	7,133	13,487	809,130	736,520	673	23,770
	외래	O.P	69,930	505,861	10,789,778	49,951,360	35,829,882	69,464	561,424
120	계	S.T	2,354	8,543	43,588	2,380,653	2,041,953	2,258	7,216
	입원	I.P	444	4,104	7,771	2,026,284	1,814,840	346	3,232
	외래	O.P	2,087	4,439	35,817	354,369	227,113	2,046	3,984

주 : 진료일 기준 (한의원료 제외, 요양급여일수, 진료비와 급여비는 약국포함)

연령별 진료현황(총계) <계속>

Disease Categories by Age(Total) <Cont'd>

(단위 : 명, 일, 천원)

Unit : Person, Day, KRW 1,000

14 세			15 ~ 19 세				
요양급여일수 Reimbursed Days	진료비 Medical Expense	급여비 Benefit	진료실인원수 Patients	입내원일수 Visits	요양급여일수 Reimbursed Days	진료비 Medical Expense	급여비 Benefit
1,280	4,939	2,188	41	91	3,415	6,057	3,286
-	-	-	-	-	-	-	-
1,280	4,939	2,188	41	91	3,415	6,057	3,286
316,534	1,029,293	557,345	4,235	24,959	728,574	1,962,370	1,099,977
1,031	116,995	103,814	80	422	1,451	152,595	121,757
315,503	912,298	453,530	4,230	24,537	727,123	1,809,774	978,220
775,290	1,964,763	1,073,043	10,794	26,048	823,651	2,007,230	1,184,729
499	43,470	37,285	59	181	575	78,681	57,173
774,791	1,921,293	1,035,758	10,774	25,867	823,076	1,928,549	1,127,556
326,680	3,340,073	2,320,042	7,989	46,642	1,236,376	7,000,631	4,597,037
9,238	1,234,014	1,090,312	792	5,449	16,653	1,744,681	1,406,277
317,442	2,106,059	1,229,730	7,942	41,193	1,219,723	5,255,949	3,190,760
4,265	110,798	91,289	375	611	4,081	60,168	46,307
791	87,047	76,147	7	93	218	30,831	26,581
3,474	23,751	15,143	371	518	3,863	29,337	19,726
25,325	153,667	107,861	1,250	1,736	32,643	89,039	62,470
-	-	-	-	-	-	-	-
25,325	153,667	107,861	1,250	1,736	32,643	89,039	62,470
150,004	338,473	218,245	5,014	7,515	117,563	349,041	245,804
116	4,884	4,565	19	46	174	22,959	17,929
149,888	333,588	213,679	5,000	7,469	117,389	326,082	227,874
114	1,036	719	44	57	398	2,358	1,653
-	-	-	-	-	-	-	-
114	1,036	719	44	57	398	2,358	1,653
42,308	208,302	120,292	724	1,752	51,079	508,867	356,087
98	11,174	9,945	40	253	1,019	343,969	263,992
42,210	197,128	110,347	719	1,499	50,060	164,899	92,095
39,472	552,233	401,261	5,777	7,449	26,904	394,243	276,799
1,132	135,492	122,332	137	301	587	80,704	65,770
38,340	416,742	278,929	5,652	7,148	26,317	313,539	211,029
2,913,259	171,290,475	100,395,030	25,068	72,105	786,403	27,701,402	22,408,065
18,994	4,031,136	3,694,998	430	2,872	10,128	4,201,218	3,791,652
2,894,265	167,259,340	96,700,033	24,908	69,233	776,275	23,500,184	18,616,413
156	374	269	8	13	314	2,085	1,335
-	-	-	-	-	-	-	-
156	374	269	8	13	314	2,085	1,335
242	8,331	5,869	714	2,009	7,697	305,451	206,269
6	2,803	2,600	120	1,136	1,497	175,036	133,529
236	5,529	3,268	603	873	6,200	130,415	72,740
680	44,054	37,650	469	1,108	3,889	342,091	260,030
166	37,151	34,082	306	782	1,175	300,155	237,971
514	6,904	3,568	199	326	2,714	41,935	22,059
53,946	827,803	675,364	2,407	48,035	442,489	7,121,617	5,567,193
3,791	528,271	462,817	564	27,973	35,821	4,495,178	3,601,448
50,155	299,532	212,547	2,258	20,062	406,668	2,626,439	1,965,745
1,795,763	15,940,559	12,314,029	60,376	583,614	7,696,655	67,110,359	50,050,168
35,441	5,129,647	4,445,511	3,266	95,312	140,245	19,555,464	15,420,949
1,760,322	10,810,912	7,868,518	60,010	488,302	7,556,410	47,554,895	34,629,219
1,301,288	9,024,522	6,674,324	44,173	259,464	3,607,821	24,511,285	18,069,045
5,913	625,029	557,747	895	15,799	24,188	2,583,012	2,053,152
1,295,375	8,399,493	6,116,577	43,829	243,665	3,583,633	21,928,273	16,015,894
515,045	2,585,797	1,866,262	5,095	36,332	466,624	3,821,531	2,819,799
2,501	250,602	223,064	172	13,401	15,655	1,451,539	1,151,362
512,544	2,335,195	1,643,198	5,026	22,931	450,969	2,369,992	1,668,437
13,947,626	68,762,894	50,265,474	43,997	364,675	7,166,458	44,034,809	32,282,048
33,947	4,112,622	3,620,819	1,036	44,333	58,993	6,442,105	5,221,394
13,913,679	64,650,272	46,644,655	43,716	320,342	7,107,465	37,592,704	27,060,654
44,799	1,886,579	1,600,472	1,522	5,812	41,509	1,921,167	1,539,568
6,411	1,533,820	1,370,882	260	3,154	6,046	1,662,238	1,365,463
38,388	352,759	229,591	1,369	2,658	35,463	258,929	174,105

Note : Based on the Treatment Month (excluding herbal medicine, including pharmacy in Reimbursed Days, Medical Expense and Benefit)

제VI-2표
Table VI-2

298 질병분류별
Benefits by Classification of 298

구 분 Division			20 ~ 24 세				25 세 ~	
			진료실인원수 Patients	입내원일수 Visits	요양급여일수 Reimbursed Days	진료비 Medical Expense	급여비 Benefit	진료실인원수 Patients
								입내원일수 Visits
101	계	S.T	114	253	8,971	16,630	9,020	299
	입원	I.P	-	-	-	-	-	-
	외래	O.P	114	253	8,971	16,630	9,020	299
102	계	S.T	8,016	38,739	1,200,782	3,117,006	1,790,358	13,509
	입원	I.P	120	563	2,083	256,173	184,921	175
	외래	O.P	8,002	38,176	1,198,699	2,860,833	1,605,437	13,489
103	계	S.T	22,158	46,279	1,172,229	3,538,765	2,198,023	46,531
	입원	I.P	114	316	1,266	114,008	79,819	235
	외래	O.P	22,117	45,963	1,170,963	3,424,757	2,118,204	46,468
104	계	S.T	14,146	72,078	2,293,682	11,248,696	7,456,361	25,324
	입원	I.P	625	5,387	13,341	1,891,447	1,440,610	1,038
	외래	O.P	14,079	66,691	2,280,341	9,357,249	6,015,752	25,187
105	계	S.T	341	449	2,609	30,445	21,167	602
	입원	I.P	5	22	46	3,950	2,837	1
	외래	O.P	339	427	2,563	26,495	18,330	601
106	계	S.T	3,218	4,478	105,214	258,407	181,694	6,556
	입원	I.P	1	-	-	4	3	4
	외래	O.P	3,217	4,478	105,214	258,402	181,691	6,552
107	계	S.T	6,439	8,885	149,033	388,052	265,594	10,290
	입원	I.P	27	12	130	1,580	1,174	43
	외래	O.P	6,412	8,873	148,903	386,471	264,420	10,251
108	계	S.T	27	43	220	1,669	1,170	50
	입원	I.P	-	-	-	-	-	-
	외래	O.P	27	43	220	1,669	1,170	50
109	계	S.T	906	3,154	61,953	1,652,277	1,170,265	1,757
	입원	I.P	147	896	4,635	1,383,115	1,029,061	297
	외래	O.P	885	2,258	57,318	269,163	141,203	1,720
110	계	S.T	4,798	5,596	18,342	297,166	202,055	7,956
	입원	I.P	90	169	373	48,590	36,588	128
	외래	O.P	4,716	5,427	17,969	248,575	165,467	7,835
111	계	S.T	43,501	95,563	1,387,240	25,488,881	21,019,019	75,138
	입원	I.P	597	2,518	9,440	3,283,297	2,841,235	872
	외래	O.P	43,127	93,045	1,377,800	22,205,584	18,177,784	74,608
112	계	S.T	23	133	1,343	16,841	10,834	33
	입원	I.P	2	67	67	7,062	5,326	7
	외래	O.P	21	66	1,276	9,779	5,508	26
113	계	S.T	2,000	13,649	67,357	1,663,653	1,182,687	3,720
	입원	I.P	359	8,936	11,509	1,161,300	863,412	618
	외래	O.P	1,748	4,713	55,848	502,353	319,275	3,349
114	계	S.T	633	3,928	17,990	672,716	492,378	821
	입원	I.P	349	2,855	3,841	559,047	419,880	375
	외래	O.P	322	1,073	14,149	113,670	72,498	515
115	계	S.T	6,540	155,358	1,497,735	21,114,213	16,663,985	10,911
	입원	I.P	1,356	95,057	123,384	12,795,513	10,274,595	2,106
	외래	O.P	6,209	60,301	1,374,351	8,318,700	6,389,390	10,377
116	계	S.T	99,140	940,554	13,038,932	94,808,847	69,988,263	122,925
	입원	I.P	3,874	116,826	169,159	20,451,048	15,354,538	2,863
	외래	O.P	98,478	823,728	12,869,773	74,357,799	54,633,726	122,360
117	계	S.T	69,600	451,256	6,463,062	39,781,750	29,126,879	90,737
	입원	I.P	1,718	39,627	57,699	5,799,513	4,347,679	971
	외래	O.P	68,985	411,629	6,405,363	33,982,236	24,779,201	90,280
118	계	S.T	3,057	57,040	536,044	5,462,205	4,104,011	2,909
	입원	I.P	246	37,497	40,755	3,585,139	2,779,360	304
	외래	O.P	2,927	19,543	495,289	1,877,065	1,324,651	2,699
119	계	S.T	42,416	309,005	5,368,224	31,587,937	23,151,243	51,964
	입원	I.P	549	28,438	34,762	3,455,383	2,615,432	492
	외래	O.P	42,183	280,567	5,333,462	28,132,554	20,535,810	51,733
120	계	S.T	1,172	6,318	47,044	2,568,385	2,023,456	1,587
	입원	I.P	274	4,145	8,225	2,313,501	1,848,781	333
	외래	O.P	1,048	2,173	38,819	254,884	174,675	1,425

주 : 진료일 기준 (한의원료 제외, 요양급여일수, 진료비와 급여비는 약국포함)

연령별 진료현황(총계) <계속>

Disease Categories by Age(Total) <Cont'd>

(단위 : 명, 일, 천원)

Unit : Person, Day, KRW 1,000

29 세			30 ~ 34 세				
요양급여일수 Reimbursed Days	진료비 Medical Expense	급여비 Benefit	진료실인원수 Patients	입내원일수 Visits	요양급여일수 Reimbursed Days	진료비 Medical Expense	급여비 Benefit
28,673	62,266	39,079	1,026	3,981	104,843	247,282	173,416
-	-	-	-	-	-	-	-
28,673	62,266	39,079	1,026	3,981	104,843	247,282	173,416
1,992,512	5,216,287	3,089,454	19,850	94,848	2,791,439	7,589,702	4,548,560
3,157	425,934	314,898	185	771	3,049	411,003	291,136
1,989,355	4,790,353	2,774,555	19,832	94,077	2,788,390	7,178,699	4,257,424
2,461,720	8,177,044	5,195,397	80,498	209,849	5,670,491	16,684,676	10,905,404
1,983	257,604	173,095	405	1,094	3,454	437,407	304,460
2,459,737	7,919,441	5,022,301	80,409	208,755	5,667,037	16,247,269	10,600,945
4,179,563	19,905,627	13,484,329	44,002	233,408	7,984,959	34,170,615	23,227,140
22,817	3,342,956	2,572,562	1,385	10,299	29,911	3,826,703	2,950,797
4,156,746	16,562,670	10,911,768	43,778	223,109	7,955,048	30,343,912	20,276,343
3,506	27,818	19,574	855	1,081	5,609	54,087	38,083
14	39	31	3	18	52	7,042	5,279
3,492	27,779	19,543	852	1,063	5,557	47,046	32,805
227,232	546,211	382,720	6,020	8,552	223,404	493,513	343,172
97	197	157	2	-	27	176	140
227,135	546,015	382,563	6,018	8,552	223,377	493,338	343,032
234,541	710,449	483,478	12,873	18,386	340,336	913,637	614,196
671	65,644	48,263	42	290	651	67,040	49,926
233,870	644,806	435,214	12,843	18,096	339,685	846,597	564,270
346	2,665	1,869	55	121	598	3,927	2,777
-	-	-	-	-	-	-	-
346	2,665	1,869	55	121	598	3,927	2,777
112,950	3,264,131	2,346,135	2,450	8,074	166,006	4,428,135	3,201,388
7,712	2,724,724	2,057,986	418	2,369	11,791	3,704,017	2,812,727
105,238	539,407	288,150	2,360	5,705	154,215	724,119	388,662
30,498	468,412	320,750	9,734	11,998	42,332	592,952	408,567
432	63,120	47,729	122	219	436	69,333	51,987
30,066	405,292	273,022	9,622	11,779	41,896	523,619	356,580
3,156,489	28,428,177	22,228,633	102,435	225,711	6,551,222	28,686,805	20,852,526
12,331	2,823,776	2,345,000	916	4,126	14,439	2,608,416	2,139,403
3,144,158	25,604,401	19,883,632	101,879	221,585	6,536,783	26,078,388	18,713,123
4,262	37,967	28,538	51	1,486	6,737	156,413	126,992
380	24,956	19,144	9	1,328	1,378	133,598	111,072
3,882	13,010	9,393	42	158	5,359	22,814	15,919
204,723	4,263,786	3,128,243	4,567	59,064	316,897	6,554,271	4,841,334
30,783	3,103,243	2,328,920	808	42,017	50,632	4,966,287	3,715,917
173,940	1,160,542	799,323	4,181	17,047	266,265	1,587,984	1,125,418
34,433	880,456	641,319	763	4,761	32,884	695,962	509,341
4,806	685,090	512,949	289	2,573	3,297	513,650	386,835
29,627	195,367	128,371	513	2,188	29,587	182,312	122,506
2,765,186	37,591,956	30,195,805	13,159	355,404	3,533,593	43,862,514	35,593,350
233,901	22,846,948	18,488,964	2,277	229,877	276,724	26,062,409	21,165,261
2,531,285	14,745,008	11,706,841	12,500	125,527	3,256,869	17,800,105	14,428,089
17,538,328	109,360,211	81,573,548	110,410	987,752	16,261,197	94,300,950	70,767,296
118,989	14,105,757	10,605,409	2,110	69,860	95,948	10,429,799	7,893,306
17,419,339	95,254,454	70,968,138	109,954	917,892	16,165,249	83,871,150	62,873,990
8,786,639	44,240,144	32,910,279	91,554	539,332	9,307,244	43,572,203	32,518,855
16,876	1,752,510	1,315,965	734	5,938	9,493	1,122,423	841,972
8,769,763	42,487,634	31,594,314	91,229	533,394	9,297,751	42,449,780	31,676,883
613,803	7,626,553	5,816,446	2,135	68,610	456,138	6,381,928	4,884,730
64,283	5,803,744	4,517,569	274	54,983	58,927	5,149,444	3,996,662
549,520	1,822,809	1,298,877	1,940	13,627	397,211	1,232,485	888,069
6,689,800	37,104,297	27,476,671	43,669	300,955	5,558,366	28,747,698	21,391,209
36,135	3,536,854	2,669,102	370	22,128	26,305	2,369,195	1,824,541
6,653,665	33,567,443	24,807,569	43,469	278,827	5,532,061	26,378,502	19,566,668
52,155	2,766,894	2,160,364	1,618	7,262	54,489	3,011,541	2,338,567
9,704	2,423,992	1,920,531	318	4,739	8,457	2,715,334	2,142,111
42,451	342,902	239,833	1,493	2,523	46,032	296,206	196,456

Note : Based on the Treatment Month (excluding herbal medicine, including pharmacy in Reimbursed Days, Medical Expense and Benefit)

제VI-2표
Table VI-2

298 질병분류별
Benefits by Classification of 298

구 분 Division			35 ~ 39 세				40 세 ~	
			진료실인원수 Patients	입내원일수 Visits	요양급여일수 Reimbursed Days	진료비 Medical Expense	급여비 Benefit	진료실인원수 Patients
								입내원일수 Visits
101	계	S.T	1,245	5,093	137,218	281,605	192,810	1,114
	입원	I.P	-	-	-	-	-	2
	외래	O.P	1,245	5,093	137,218	281,605	192,810	1,113
102	계	S.T	21,608	104,984	3,298,274	8,664,752	5,211,943	27,014
	입원	I.P	195	1,019	3,406	547,500	398,245	226
	외래	O.P	21,582	103,965	3,294,868	8,117,252	4,813,698	26,993
103	계	S.T	92,216	255,254	8,582,140	20,216,835	13,010,051	125,658
	입원	I.P	510	1,350	5,693	605,437	418,240	717
	외래	O.P	92,120	253,904	8,576,447	19,611,397	12,591,810	125,509
104	계	S.T	74,560	423,635	15,645,258	62,079,962	42,428,985	150,237
	입원	I.P	1,814	17,364	43,602	6,050,667	4,659,656	3,013
	외래	O.P	74,305	406,271	15,601,656	56,029,295	37,769,330	149,786
105	계	S.T	856	1,270	7,829	77,623	56,552	968
	입원	I.P	5	95	203	20,783	16,952	5
	외래	O.P	853	1,175	7,626	56,840	39,600	964
106	계	S.T	4,047	5,672	141,091	302,468	209,147	4,427
	입원	I.P	4	-	12	270	216	2
	외래	O.P	4,043	5,672	141,079	302,198	208,931	4,425
107	계	S.T	13,956	21,004	464,850	1,160,742	786,900	20,005
	입원	I.P	43	553	803	90,998	67,710	92
	외래	O.P	13,920	20,451	464,047	1,069,743	719,190	19,933
108	계	S.T	74	84	633	3,600	2,550	71
	입원	I.P	-	-	-	-	-	-
	외래	O.P	74	84	633	3,600	2,550	71
109	계	S.T	2,611	8,218	184,728	4,263,284	3,063,002	3,115
	입원	I.P	376	2,200	10,396	3,533,100	2,663,799	316
	외래	O.P	2,540	6,018	174,332	730,184	399,204	3,061
110	계	S.T	10,053	12,765	50,843	641,537	445,584	10,597
	입원	I.P	139	285	496	74,542	55,969	140
	외래	O.P	9,920	12,480	50,347	566,995	389,615	10,464
111	계	S.T	124,456	302,103	12,466,654	41,231,312	29,934,051	218,210
	입원	I.P	955	4,199	15,837	3,065,107	2,534,783	1,362
	외래	O.P	123,952	297,904	12,450,817	38,166,205	27,399,268	217,448
112	계	S.T	76	853	11,586	98,132	72,526	177
	입원	I.P	8	630	671	55,386	40,632	22
	외래	O.P	72	223	10,915	42,746	31,895	160
113	계	S.T	4,931	72,075	415,771	7,856,381	5,866,076	6,969
	입원	I.P	892	51,560	63,485	6,009,614	4,553,932	1,511
	외래	O.P	4,504	20,515	352,286	1,846,767	1,312,144	6,245
114	계	S.T	541	2,878	32,356	458,749	333,284	689
	입원	I.P	184	1,454	1,956	306,467	229,009	218
	외래	O.P	384	1,424	30,400	152,283	104,276	499
115	계	S.T	12,533	326,511	3,434,337	38,682,712	31,577,444	14,559
	입원	I.P	1,921	207,479	245,905	22,528,960	18,279,162	2,000
	외래	O.P	11,888	119,032	3,188,432	16,153,752	13,298,281	13,800
116	계	S.T	92,392	806,966	14,214,514	74,166,882	55,762,771	99,760
	입원	I.P	1,611	53,240	71,789	7,647,518	5,796,408	1,646
	외래	O.P	91,956	753,726	14,142,725	66,519,364	49,966,364	99,282
117	계	S.T	86,693	529,587	9,698,921	41,029,286	30,674,993	109,473
	입원	I.P	629	6,748	10,957	1,134,958	865,595	661
	외래	O.P	86,418	522,839	9,687,964	39,894,328	29,809,399	109,195
118	계	S.T	1,285	38,893	260,984	3,546,924	2,729,715	1,028
	입원	I.P	152	31,034	32,342	2,869,828	2,242,726	127
	외래	O.P	1,176	7,859	228,642	677,097	486,989	929
119	계	S.T	32,751	213,571	4,058,881	18,451,254	13,756,536	36,485
	입원	I.P	268	17,039	19,406	1,894,909	1,448,845	267
	외래	O.P	32,605	196,532	4,039,475	16,556,345	12,307,691	36,328
120	계	S.T	1,603	7,881	54,236	2,759,338	2,088,513	1,669
	입원	I.P	276	5,289	9,145	2,456,717	1,890,758	301
	외래	O.P	1,478	2,592	45,091	302,621	197,755	1,539

주 : 진료일 기준 (한의원료 제외, 요양급여일수, 진료비와 급여비는 약국포함)

연령별 진료현황(총계) <계속>

Disease Categories by Age(Total) <Cont'd>

(단위 : 명, 일, 천원)

Unit : Person, Day, KRW 1,000

44 세			45 ~ 49 세				
요양급여일수 Reimbursed Days	진료비 Medical Expense	급여비 Benefit	진료실인원수 Patients	입내원일수 Visits	요양급여일수 Reimbursed Days	진료비 Medical Expense	급여비 Benefit
155,949	253,806	160,377	680	1,984	113,968	163,687	93,228
31	802	640	-	-	-	-	-
155,918	253,005	159,737	680	1,984	113,968	163,687	93,228
4,608,192	11,327,684	6,852,691	25,828	127,144	4,759,803	11,111,315	6,695,364
3,996	876,155	655,427	229	1,124	3,919	588,320	426,597
4,604,196	10,451,529	6,197,264	25,800	126,020	4,755,884	10,522,995	6,268,767
13,629,983	27,822,636	17,507,121	125,839	358,105	15,401,242	29,752,234	18,612,401
7,716	1,032,799	712,241	824	2,433	8,923	1,130,780	783,920
13,622,267	26,789,837	16,794,880	125,668	355,672	15,392,319	28,621,455	17,828,482
34,860,889	129,340,469	88,682,167	217,882	1,342,298	54,486,874	193,144,799	132,786,291
75,766	9,497,775	7,283,993	3,497	35,163	91,387	10,922,558	8,462,753
34,785,123	119,842,694	81,398,173	217,301	1,307,135	54,395,487	182,222,241	124,323,538
9,895	67,493	47,867	766	1,178	10,450	73,011	53,402
31	5,543	4,119	8	34	44	6,468	5,059
9,864	61,950	43,748	760	1,144	10,406	66,543	48,344
175,956	340,676	234,700	4,320	6,606	171,112	338,925	233,386
35	59	47	4	35	38	200	160
175,921	340,616	234,653	4,316	6,571	171,074	338,725	233,226
849,810	2,157,556	1,480,724	22,813	38,806	1,217,546	2,722,439	1,838,134
2,135	341,422	266,262	96	1,819	2,649	334,093	248,232
847,675	1,816,134	1,214,462	22,733	36,987	1,214,897	2,388,345	1,589,902
1,276	6,181	4,354	81	153	1,020	5,968	4,222
-	-	-	-	-	-	-	-
1,276	6,181	4,354	81	153	1,020	5,968	4,222
237,550	3,868,065	2,782,876	2,388	6,674	197,947	2,694,549	1,900,831
8,776	3,071,601	2,322,387	192	1,290	5,960	2,081,236	1,541,738
228,774	796,464	460,489	2,348	5,384	191,987	613,313	359,093
66,580	772,237	536,362	8,190	11,259	53,736	650,996	451,186
476	84,024	62,281	157	323	671	105,734	78,053
66,104	688,213	474,081	8,039	10,936	53,065	545,262	373,133
28,741,215	70,425,198	49,538,311	273,309	793,291	42,670,601	93,378,290	65,081,727
26,572	3,789,865	3,092,195	1,562	7,067	29,769	3,976,231	3,212,375
28,714,643	66,635,334	46,446,116	272,422	786,224	42,640,832	89,402,058	61,869,352
27,944	302,718	231,833	392	9,198	63,304	1,040,065	792,995
2,746	184,984	141,867	87	8,117	9,369	805,285	619,201
25,198	117,734	89,965	318	1,081	53,935	234,781	173,794
671,103	13,071,548	9,802,432	6,811	136,878	707,248	14,335,909	10,814,387
111,715	10,481,866	7,963,056	1,639	107,751	129,030	11,833,317	9,032,994
559,388	2,589,681	1,839,376	5,960	29,127	578,218	2,502,593	1,781,393
39,688	471,318	346,475	701	2,394	41,031	440,359	317,802
1,902	307,235	236,336	230	818	1,458	277,759	208,888
37,786	164,083	110,139	490	1,576	39,573	162,600	108,914
4,065,998	43,344,160	35,557,710	14,258	431,533	4,061,841	46,870,684	38,731,863
278,962	25,785,341	20,964,785	2,107	298,402	335,556	30,761,781	25,203,417
3,787,036	17,558,819	14,592,925	13,357	133,131	3,726,285	16,108,902	13,528,446
16,117,983	74,740,270	56,143,520	83,217	719,973	14,033,768	61,213,232	45,910,670
75,743	7,961,274	6,017,256	1,592	59,554	80,307	8,082,488	6,161,174
16,042,240	66,778,996	50,126,264	82,711	660,419	13,953,461	53,130,743	39,749,496
13,088,113	49,435,603	36,881,952	101,837	611,721	12,578,355	43,585,738	32,340,889
11,052	1,019,211	778,188	710	5,629	10,435	1,023,658	776,892
13,077,061	48,416,392	36,103,764	101,526	606,092	12,567,920	42,562,080	31,563,997
187,589	2,536,434	1,917,035	659	19,570	116,814	1,688,459	1,296,380
24,530	2,080,259	1,594,162	72	16,140	16,676	1,412,583	1,101,111
163,059	456,175	322,873	602	3,430	100,138	275,876	195,269
4,417,214	16,040,025	11,915,860	33,931	192,597	3,878,527	13,041,761	9,661,091
15,009	1,354,959	1,029,947	260	16,501	19,250	1,676,674	1,274,755
4,402,205	14,685,066	10,885,912	33,744	176,096	3,859,277	11,365,087	8,386,336
77,921	3,656,198	2,785,795	1,261	8,917	85,842	3,196,373	2,426,756
11,521	3,208,029	2,491,937	267	5,663	10,517	2,747,989	2,131,554
66,400	448,169	293,858	1,168	3,254	75,325	448,384	295,202

Note : Based on the Treatment Month (excluding herbal medicine, including pharmacy in Reimbursed Days, Medical Expense and Benefit)

제VI-2표
Table VI-2

298 질병분류별
Benefits by Classification of 298

구 분 Division			50 ~ 54 세				55 세 ~	
			진료실인원수 Patients	입내원일수 Visits	요양급여일수 Reimbursed Days	진료비 Medical Expense	급여비 Benefit	진료실인원수 Patients
101	계	S.T	763	2,114	140,896	203,806	116,000	829
	입원	I.P	2	2	3	1,067	735	5
	외래	O.P	762	2,112	140,893	202,740	115,265	827
102	계	S.T	30,899	153,575	5,857,622	13,815,021	8,347,392	28,581
	입원	I.P	239	1,361	4,225	586,944	423,634	240
	외래	O.P	30,872	152,214	5,853,397	13,228,077	7,923,758	28,545
103	계	S.T	160,750	475,643	21,131,702	41,355,798	25,889,084	161,488
	입원	I.P	1,050	3,833	13,285	1,561,071	1,093,847	1,095
	외래	O.P	160,510	471,810	21,118,417	39,794,728	24,795,236	161,195
104	계	S.T	354,762	2,250,386	91,208,024	317,936,154	219,065,218	466,791
	입원	I.P	5,681	61,705	159,340	17,811,688	13,797,531	7,644
	외래	O.P	353,787	2,188,681	91,048,684	300,124,466	205,267,686	465,384
105	계	S.T	881	1,527	12,500	114,862	87,523	980
	입원	I.P	14	169	241	40,477	33,460	22
	외래	O.P	870	1,358	12,259	74,384	54,062	961
106	계	S.T	4,320	6,575	164,915	356,498	244,637	3,489
	입원	I.P	7	-	124	495	405	9
	외래	O.P	4,314	6,575	164,791	356,003	244,232	3,480
107	계	S.T	31,897	57,294	2,175,421	4,493,863	2,998,416	33,398
	입원	I.P	144	3,151	4,523	536,182	404,509	169
	외래	O.P	31,782	54,143	2,170,898	3,957,681	2,593,907	33,257
108	계	S.T	100	226	948	10,470	7,703	109
	입원	I.P	1	36	36	4,777	3,704	1
	외래	O.P	100	190	912	5,693	3,999	108
109	계	S.T	2,113	5,395	200,333	1,855,191	1,286,119	1,397
	입원	I.P	135	833	3,957	1,301,187	956,753	69
	외래	O.P	2,088	4,562	196,376	554,004	329,366	1,384
110	계	S.T	9,089	12,692	62,447	754,781	522,391	8,653
	입원	I.P	232	410	861	138,009	104,086	272
	외래	O.P	8,878	12,282	61,586	616,773	418,305	8,410
111	계	S.T	433,512	1,350,494	72,818,568	152,027,868	105,783,316	503,958
	입원	I.P	2,373	11,016	51,334	6,169,401	4,965,358	2,822
	외래	O.P	432,127	1,339,478	72,767,234	145,858,467	100,817,958	502,370
112	계	S.T	1,166	30,980	193,501	3,361,748	2,562,750	3,264
	입원	I.P	211	27,050	28,878	2,516,836	1,963,561	553
	외래	O.P	990	3,930	164,623	844,912	599,188	2,862
113	계	S.T	8,286	178,562	886,946	18,652,829	13,966,357	7,626
	입원	I.P	2,207	145,210	173,585	15,793,102	11,957,864	2,293
	외래	O.P	7,037	33,352	713,361	2,859,727	2,008,493	6,295
114	계	S.T	687	2,250	50,367	462,747	332,410	609
	입원	I.P	217	800	1,279	276,126	208,082	167
	외래	O.P	489	1,450	49,088	186,621	124,328	453
115	계	S.T	17,096	545,990	4,910,599	57,159,277	47,356,855	14,475
	입원	I.P	2,474	386,556	428,238	39,137,245	32,167,823	2,279
	외래	O.P	15,919	159,434	4,482,361	18,022,032	15,189,032	13,182
116	계	S.T	84,747	735,260	14,822,879	60,444,385	45,181,882	77,710
	입원	I.P	1,674	67,877	89,868	9,135,808	6,939,168	1,552
	외래	O.P	84,183	667,383	14,733,011	51,308,577	38,242,714	77,196
117	계	S.T	110,340	636,332	13,525,579	43,487,138	32,105,264	102,242
	입원	I.P	773	7,400	12,547	1,172,041	884,848	732
	외래	O.P	109,973	628,932	13,513,032	42,315,097	31,220,416	101,917
118	계	S.T	581	18,079	89,073	1,606,020	1,233,400	366
	입원	I.P	72	15,381	16,330	1,391,724	1,081,501	34
	외래	O.P	519	2,698	72,743	214,297	151,899	340
119	계	S.T	43,113	216,718	4,637,828	14,031,253	10,278,602	52,281
	입원	I.P	318	16,287	19,433	1,754,830	1,317,458	451
	외래	O.P	42,905	200,431	4,618,395	12,276,422	8,961,145	51,984
120	계	S.T	1,334	12,128	118,836	4,714,695	3,659,693	1,336
	입원	I.P	339	8,951	14,904	4,158,824	3,304,537	348
	외래	O.P	1,191	3,177	103,932	555,870	355,156	1,184

주 : 진료일 기준 (한의원료 제외, 요양급여일수, 진료비와 급여비는 약국포함)

연령별 진료현황(총계) <계속>

Disease Categories by Age(Total) <Cont'd>

(단위 : 명, 일, 천원)

Unit : Person, Day, KRW 1,000

59 세			60 ~ 64 세				
요양급여일수 Reimbursed Days	진료비 Medical Expense	급여비 Benefit	진료실인원수 Patients	입내원일수 Visits	요양급여일수 Reimbursed Days	진료비 Medical Expense	급여비 Benefit
164,739	255,282	146,245	959	2,707	198,633	301,643	172,941
100	1,992	1,535	1	2	2	559	438
164,639	253,290	144,710	958	2,705	198,631	301,084	172,502
5,573,297	13,137,183	7,950,423	27,562	130,032	5,450,412	12,951,344	7,857,765
4,832	549,360	405,816	228	1,338	4,464	512,108	384,213
5,568,465	12,587,823	7,544,607	27,509	128,694	5,445,948	12,439,236	7,473,553
22,879,083	45,320,174	28,318,683	181,804	557,073	26,869,859	54,451,283	34,117,460
15,987	1,679,013	1,162,050	1,135	5,152	17,473	1,970,189	1,387,863
22,863,096	43,641,161	27,156,633	181,472	551,921	26,852,386	52,481,094	32,729,597
123,889,430	423,568,682	291,801,725	599,374	3,994,627	161,376,886	557,450,531	384,498,528
216,988	21,078,425	16,223,688	10,555	117,569	304,043	29,689,955	22,945,914
123,672,442	402,490,258	275,578,037	597,416	3,877,058	161,072,843	527,760,576	361,552,615
14,532	169,941	130,273	1,185	2,524	22,327	264,538	206,860
486	87,585	69,386	21	398	555	114,712	90,454
14,046	82,357	60,887	1,170	2,126	21,772	149,826	116,406
133,037	305,124	210,802	2,599	4,208	90,229	238,088	164,015
38	406	325	8	31	35	435	348
132,999	304,717	210,477	2,591	4,177	90,194	237,654	163,668
3,039,382	5,782,944	3,790,768	34,702	73,326	3,326,234	6,971,791	4,561,350
6,207	624,140	462,101	205	8,136	10,186	1,016,845	775,386
3,033,175	5,158,803	3,328,668	34,541	65,190	3,316,048	5,954,946	3,785,964
1,403	6,776	4,779	157	334	2,623	11,341	8,049
2	242	194	-	-	-	-	-
1,401	6,534	4,584	157	334	2,623	11,341	8,049
155,844	1,096,100	757,021	906	2,197	119,668	648,775	440,205
2,138	693,632	512,961	40	248	1,117	357,473	259,626
153,706	402,467	244,059	893	1,949	118,551	291,303	180,579
66,501	781,568	544,442	10,084	14,853	82,570	1,054,078	755,971
1,119	162,596	122,215	336	669	1,264	327,171	260,266
65,382	618,971	422,227	9,773	14,184	81,306	726,907	495,705
94,799,331	189,916,289	131,779,520	587,394	2,084,241	116,718,802	231,962,047	160,531,527
58,251	7,015,491	5,650,647	3,717	17,928	70,600	8,024,404	6,349,421
94,741,080	182,900,798	126,128,873	585,231	2,066,313	116,648,202	223,937,643	154,182,105
602,505	9,857,777	7,480,279	9,667	283,252	1,816,046	30,334,028	22,806,410
81,502	7,119,246	5,508,591	1,656	244,199	252,927	22,212,000	17,002,726
521,003	2,738,531	1,971,689	8,425	39,053	1,563,119	8,122,028	5,803,683
882,206	20,949,605	15,773,502	7,574	274,020	1,010,843	27,648,142	20,725,164
202,367	18,381,556	13,987,277	2,454	244,309	275,947	25,058,316	18,936,947
679,839	2,568,049	1,786,225	6,044	29,711	734,896	2,589,827	1,788,217
45,199	352,689	251,419	630	2,381	59,978	418,091	298,509
1,115	208,558	156,004	165	901	1,459	238,219	180,012
44,084	144,131	95,415	474	1,480	58,519	179,871	118,498
4,176,051	54,860,649	45,258,489	13,040	528,921	3,675,551	52,803,862	43,440,290
449,579	40,981,802	33,544,827	2,199	418,048	448,771	41,369,879	33,789,109
3,726,472	13,878,847	11,713,662	11,709	110,873	3,226,780	11,433,983	9,651,181
13,942,901	52,564,740	39,141,289	89,018	777,022	16,557,197	58,901,496	43,635,855
93,730	9,149,852	6,979,612	1,683	93,679	117,017	11,462,207	8,694,326
13,849,171	43,414,888	32,161,676	88,418	683,343	16,440,180	47,439,289	34,941,529
12,287,884	36,757,622	26,961,162	111,124	597,480	13,464,277	38,058,410	27,787,011
13,197	1,225,267	930,246	877	11,565	19,289	1,670,893	1,257,974
12,274,687	35,532,355	26,030,917	110,732	585,915	13,444,988	36,387,517	26,529,038
49,764	784,768	603,491	250	8,593	34,366	784,475	605,218
7,264	657,372	514,258	35	7,672	8,581	709,093	552,163
42,500	127,396	89,234	219	921	25,785	75,382	53,056
5,664,393	16,778,327	12,121,951	81,329	358,818	9,514,819	27,166,158	19,299,612
29,013	2,721,084	2,065,775	678	34,835	42,254	3,905,250	2,957,490
5,635,380	14,057,244	10,056,176	80,883	323,983	9,472,565	23,260,909	16,342,122
143,956	5,639,297	4,286,430	1,597	25,512	202,287	9,347,977	7,225,424
19,387	4,979,919	3,858,752	483	21,341	32,609	8,532,235	6,682,666
124,569	659,378	427,678	1,384	4,171	169,678	815,742	542,759

Note : Based on the Treatment Month (excluding herbal medicine, including pharmacy in Reimbursed Days, Medical Expense and Benefit)

제VI-2표
Table VI-2

298 질병분류별
Benefits by Classification of 298

구 분 Division			65 ~ 69 세				70 세 ~		
			진료실인원수 Patients	입내원일수 Visits	요양급여일수 Reimbursed Days	진료비 Medical Expense	급여비 Benefit	진료실인원수 Patients	입내원일수 Visits
101	계	S.T	806	2,406	175,101	270,443	154,500	585	1,835
	입원	I.P	1	-	21	102	81	1	8
	외래	O.P	805	2,406	175,080	270,342	154,418	584	1,827
102	계	S.T	20,883	97,013	4,133,225	9,984,801	6,111,504	12,478	57,591
	입원	I.P	185	952	3,037	355,958	262,995	108	891
	외래	O.P	20,844	96,061	4,130,188	9,628,843	5,848,510	12,452	56,700
103	계	S.T	150,413	476,190	23,344,872	48,093,623	30,578,587	95,216	307,965
	입원	I.P	965	4,199	16,053	1,736,003	1,217,039	563	2,434
	외래	O.P	150,114	471,991	23,328,819	46,357,620	29,361,549	95,048	305,531
104	계	S.T	589,681	4,091,980	161,105,806	569,881,787	399,471,903	465,051	3,392,959
	입원	I.P	10,993	137,156	322,173	33,476,621	25,920,373	10,295	146,831
	외래	O.P	587,628	3,954,824	160,783,633	536,405,166	373,551,530	463,032	3,246,128
105	계	S.T	1,345	2,922	26,989	252,660	191,365	1,316	3,308
	입원	I.P	32	437	627	89,643	70,140	36	890
	외래	O.P	1,315	2,485	26,362	163,017	121,225	1,285	2,418
106	계	S.T	2,254	3,595	74,194	204,330	146,609	1,697	2,820
	입원	I.P	6	64	71	239	188	3	-
	외래	O.P	2,248	3,531	74,123	204,092	146,421	1,694	2,820
107	계	S.T	30,899	65,294	3,201,615	6,498,428	4,298,232	18,244	40,047
	입원	I.P	150	4,702	6,870	738,446	551,876	85	2,749
	외래	O.P	30,773	60,592	3,194,745	5,759,982	3,746,356	18,178	37,298
108	계	S.T	165	335	2,219	14,059	11,209	136	274
	입원	I.P	1	3	3	633	503	2	5
	외래	O.P	164	332	2,216	13,425	10,706	134	269
109	계	S.T	529	1,277	76,216	421,633	293,593	191	464
	입원	I.P	23	177	637	236,615	178,234	5	59
	외래	O.P	525	1,100	75,579	185,018	115,358	190	405
110	계	S.T	9,482	14,968	79,705	946,177	688,608	7,453	14,168
	입원	I.P	388	747	1,450	260,031	195,128	330	922
	외래	O.P	9,121	14,221	78,255	686,145	493,480	7,147	13,246
111	계	S.T	477,175	1,754,850	97,659,478	200,813,042	141,779,984	280,505	1,028,896
	입원	I.P	4,072	23,824	75,014	9,451,736	7,517,040	4,110	24,908
	외래	O.P	474,874	1,731,026	97,584,464	191,361,307	134,262,944	278,065	1,003,988
112	계	S.T	23,844	609,132	4,627,010	66,407,081	49,526,480	48,789	1,179,793
	입원	I.P	3,505	507,522	524,283	45,724,231	34,941,728	6,631	951,921
	외래	O.P	21,329	101,610	4,102,727	20,682,851	14,584,753	44,151	227,872
113	계	S.T	5,780	267,903	885,529	26,637,754	19,972,103	3,382	187,804
	입원	I.P	2,003	244,812	270,606	24,577,620	18,559,523	1,258	174,780
	외래	O.P	4,423	23,091	614,923	2,060,135	1,412,579	2,477	13,024
114	계	S.T	489	1,492	46,839	327,168	236,302	315	1,603
	입원	I.P	119	562	822	175,982	131,043	89	928
	외래	O.P	374	930	46,017	151,186	105,259	232	675
115	계	S.T	10,307	459,412	2,881,224	45,672,206	37,384,920	6,402	282,538
	입원	I.P	1,847	376,736	399,691	37,217,683	30,284,774	1,146	235,465
	외래	O.P	9,114	82,676	2,481,533	8,454,523	7,100,146	5,628	47,073
116	계	S.T	89,885	780,684	17,209,654	57,800,803	42,731,625	72,837	618,171
	입원	I.P	1,562	87,865	111,374	10,902,941	8,288,835	1,197	66,755
	외래	O.P	89,353	692,819	17,098,280	46,897,862	34,442,790	72,395	551,416
117	계	S.T	106,238	565,564	12,967,906	35,050,281	25,742,565	82,484	434,327
	입원	I.P	721	11,315	19,392	1,609,206	1,205,283	559	9,757
	외래	O.P	105,898	554,249	12,948,514	33,441,075	24,537,282	82,235	424,570
118	계	S.T	122	5,252	22,649	442,128	346,802	60	2,024
	입원	I.P	25	4,799	4,859	399,386	316,561	8	1,816
	외래	O.P	101	453	17,790	42,741	30,240	53	208
119	계	S.T	106,291	446,602	13,648,364	37,491,686	26,581,041	104,564	437,697
	입원	I.P	836	34,088	42,063	4,053,540	3,032,464	757	23,483
	외래	O.P	105,805	412,514	13,606,301	33,438,146	23,548,577	104,129	414,214
120	계	S.T	1,479	21,969	201,441	8,035,087	6,207,634	1,112	22,732
	입원	I.P	443	17,039	26,040	7,139,772	5,623,496	400	19,384
	외래	O.P	1,281	4,930	175,401	895,315	584,138	914	3,348

주 : 진료일 기준 (한의원료 제외, 요양급여일수, 진료비와 급여비는 약국포함)

연령별 진료현황(총계) <계속>

Disease Categories by Age(Total) <Cont'd>

(단위 : 명, 일, 천원)

Unit : Person, Day, KRW 1,000

74 세			75 세이상				
요양급여일수 Reimbursed Days	진료비 Medical Expense	급여비 Benefit	진료실인원수 Patients	입내원일수 Visits	요양급여일수 Reimbursed Days	진료비 Medica Expense	급여비 Benefit
128,998	218,834	125,514	810	2,542	180,305	346,631	216,027
8	2,323	1,654	4	199	199	16,188	13,663
128,990	216,511	123,860	808	2,343	180,106	330,441	202,363
2,462,115	6,044,526	3,749,612	14,943	67,609	2,875,847	7,438,503	4,715,847
1,986	262,825	191,240	225	3,567	5,859	732,681	553,735
2,460,129	5,781,700	3,558,372	14,864	64,042	2,869,988	6,705,821	4,162,114
15,291,510	31,461,775	20,044,684	114,821	395,239	20,255,296	41,126,442	26,655,678
9,726	935,018	653,468	1,058	10,500	29,337	2,387,142	1,771,026
15,281,784	30,526,758	19,391,216	114,294	384,739	20,225,959	38,739,303	24,884,652
127,088,055	464,112,007	327,097,388	814,156	6,310,637	210,302,053	828,957,687	589,891,907
308,234	34,116,950	26,426,839	30,334	686,805	1,066,771	116,898,710	89,365,441
126,779,821	429,995,057	300,670,549	806,080	5,623,832	209,235,282	712,058,976	500,526,465
29,842	264,212	199,016	5,522	16,926	177,609	2,082,512	1,595,587
1,135	105,739	82,267	282	4,942	6,586	867,243	684,414
28,707	158,473	116,750	5,260	11,984	171,023	1,215,270	911,173
54,622	152,609	110,372	4,109	7,921	116,523	412,546	305,942
61	197	158	43	634	712	41,905	28,460
54,561	152,412	110,214	4,066	7,287	115,811	370,641	277,482
1,906,715	3,991,304	2,648,595	21,647	49,834	2,170,359	5,166,982	3,482,992
3,554	429,455	312,957	178	5,297	7,690	823,896	621,710
1,903,161	3,561,849	2,335,638	21,490	44,537	2,162,669	4,343,086	2,861,282
2,516	11,242	8,650	382	795	6,186	39,246	30,381
7	846	629	5	30	35	2,620	2,037
2,509	10,396	8,021	377	765	6,151	36,625	28,344
29,167	89,749	58,308	121	443	20,740	99,732	67,495
97	21,993	16,383	7	139	201	46,878	35,519
29,070	67,756	41,925	117	304	20,539	52,854	31,976
65,712	859,874	623,364	30,764	83,447	223,582	5,691,437	4,301,478
1,581	277,895	206,507	1,727	7,279	12,195	1,956,410	1,456,785
64,131	581,980	416,857	29,177	76,168	211,387	3,735,028	2,844,692
55,871,570	125,471,709	89,475,164	341,987	1,298,336	59,250,720	186,775,443	135,271,368
69,551	9,227,430	7,234,536	17,674	167,970	323,352	48,971,492	37,911,302
55,802,019	116,244,279	82,240,628	330,460	1,130,366	58,927,368	137,803,951	97,360,066
10,200,098	131,189,083	97,230,071	583,949	22,869,008	133,133,635	2,237,284,636	1,664,049,175
979,718	86,116,246	65,610,466	119,714	19,932,764	20,223,881	1,722,142,997	1,294,856,794
9,220,380	45,072,837	31,619,606	498,717	2,936,244	112,909,754	515,141,639	369,192,380
567,494	18,568,896	13,874,955	3,766	189,897	657,432	18,962,076	14,067,584
191,529	17,358,224	13,051,572	1,248	176,300	191,611	17,471,620	13,088,239
375,965	1,210,672	823,383	2,814	13,597	465,821	1,490,457	979,347
43,790	421,164	303,228	824	3,299	77,506	1,061,439	761,742
1,335	296,302	222,094	446	2,165	3,792	819,712	603,737
42,455	124,863	81,133	407	1,134	73,714	241,727	158,005
1,710,596	27,700,217	22,589,923	11,959	292,599	2,373,369	28,631,165	22,878,573
249,611	23,003,905	18,682,251	1,369	225,730	239,372	22,145,258	17,722,714
1,460,985	4,696,312	3,907,672	10,937	66,869	2,133,997	6,485,906	5,155,858
14,279,296	45,704,187	33,536,989	159,582	1,211,700	30,112,756	92,374,520	67,058,015
84,186	8,497,342	6,416,081	2,381	141,504	171,438	16,397,894	12,312,870
14,195,110	37,206,845	27,120,909	158,298	1,070,196	29,941,318	75,976,627	54,745,145
10,118,959	26,615,972	19,535,151	159,206	783,617	18,953,798	48,471,511	35,430,758
16,939	1,432,518	1,077,037	1,281	24,448	38,161	3,165,795	2,378,079
10,102,020	25,183,454	18,458,114	158,470	759,169	18,915,637	45,305,716	33,052,678
11,078	190,514	149,119	58	1,012	10,704	119,102	83,607
1,896	164,098	130,184	14	869	911	92,557	65,606
9,182	26,416	18,935	45	143	9,793	26,544	18,001
14,642,515	40,055,246	27,907,958	262,246	1,090,144	37,251,539	110,697,726	76,046,653
30,523	3,078,138	2,311,050	2,992	82,364	102,632	10,337,064	7,588,447
14,611,992	36,977,109	25,596,908	260,170	1,007,780	37,148,907	100,360,663	68,458,207
159,254	7,676,240	6,007,081	1,970	54,357	280,078	16,444,760	12,745,698
28,113	7,057,995	5,605,569	845	48,820	63,853	15,437,218	12,082,029
131,141	618,246	401,512	1,436	5,537	216,225	1,007,543	663,668

Note : Based on the Treatment Month (excluding herbal medicine, including pharmacy in Reimbursed Days, Medical Expense and Benefit)

제VI-2표
Table VI-2

298 질병분류별
Benefits by Classification of 298

구 분 Division			총 계 G.T				0 세		
			진료실인원수 Patients	입내원일수 Visits	요양급여일수 Reimbursed Days	진료비 Medical Expense	급여비 Benefit	진료실인원수 Patients	입내원일수 Visits
121	계	S.T	124,618	3,784,957	37,340,489	521,932,090	439,541,831	-	-
	입원	I.P	26,387	3,082,571	3,288,997	361,138,539	299,926,230	-	-
	외래	O.P	113,818	702,386	34,051,492	160,793,551	139,615,601	-	-
122	계	S.T	68,700	969,887	13,913,912	130,155,880	95,456,193	-	-
	입원	I.P	6,230	716,059	746,837	65,984,527	50,039,629	-	-
	외래	O.P	63,895	253,828	13,167,075	64,171,352	45,416,564	-	-
123	계	S.T	2,774	32,222	689,606	24,898,191	22,227,175	-	-
	입원	I.P	505	13,246	22,492	3,377,398	2,883,538	-	-
	외래	O.P	2,697	18,976	667,114	21,520,792	19,343,637	-	-
124	계	S.T	154,475	963,629	42,407,238	262,651,665	197,865,362	255	2,800
	입원	I.P	16,096	309,217	566,140	107,004,293	89,715,533	122	1,785
	외래	O.P	149,663	654,412	41,841,098	155,647,372	108,149,829	210	1,015
125	계	S.T	1,077,595	2,370,079	37,288,741	236,306,466	148,872,420	23	24
	입원	I.P	44,336	123,143	488,925	41,971,623	27,804,197	-	-
	외래	O.P	1,053,839	2,246,936	36,799,816	194,334,843	121,068,223	23	24
126	계	S.T	124,643	428,024	19,727,003	122,945,664	78,128,351	-	-
	입원	I.P	20,592	92,962	278,654	44,716,046	30,171,618	-	-
	외래	O.P	114,609	335,062	19,448,349	78,229,618	47,956,733	-	-
127	계	S.T	754,886	2,644,814	29,137,957	272,060,055	182,260,379	405	537
	입원	I.P	42,265	248,729	648,031	85,808,444	62,389,523	5	24
	외래	O.P	747,717	2,396,085	28,489,926	186,251,611	119,870,856	404	513
128	계	S.T	94,713	8,086,086	13,457,814	1,033,935,505	797,369,198	49	536
	입원	I.P	49,519	7,330,142	7,810,896	980,896,379	762,860,831	9	190
	외래	O.P	52,579	755,944	5,646,918	53,039,126	34,508,367	47	346
129	계	S.T	1,573,402	6,910,682	161,532,563	936,189,667	709,653,183	825	3,337
	입원	I.P	116,919	1,616,724	2,371,721	477,581,992	389,052,755	80	1,575
	외래	O.P	1,543,378	5,293,958	159,160,842	458,607,676	320,600,427	789	1,762
130	계	S.T	2,139,996	3,646,715	15,559,894	186,884,501	131,718,876	3,752	6,092
	입원	I.P	1,065	1,909	7,089	731,992	611,118	3	12
	외래	O.P	2,139,665	3,644,806	15,552,805	186,152,509	131,107,758	3,750	6,080
131	계	S.T	4,970,474	8,314,960	33,093,775	420,595,406	303,056,474	33,325	46,595
	입원	I.P	3,536	6,025	17,629	2,435,518	1,938,450	7	13
	외래	O.P	4,969,114	8,308,935	33,076,146	418,159,889	301,118,025	33,321	46,582
132	계	S.T	1,862,515	3,575,061	15,842,449	232,781,456	162,392,183	1,748	2,438
	입원	I.P	3,743	14,423	37,994	6,149,959	4,774,198	4	9
	외래	O.P	1,861,477	3,560,638	15,804,455	226,631,497	157,617,985	1,747	2,429
133	계	S.T	1,548,485	4,472,758	18,903,741	1,079,677,561	818,130,939	27	110
	입원	I.P	385,428	604,951	1,010,213	666,940,510	534,399,606	14	45
	외래	O.P	1,475,739	3,867,807	17,893,528	412,737,050	283,731,333	26	65
134	계	S.T	129,682	338,252	1,926,840	92,436,406	64,506,284	5	19
	입원	I.P	10,003	33,010	90,705	42,089,415	33,401,197	3	13
	외래	O.P	128,559	305,242	1,836,135	50,346,991	31,105,087	4	6
135	계	S.T	1,190,153	3,345,438	25,404,869	495,679,090	325,546,002	39	54
	입원	I.P	8,995	21,266	52,733	16,041,260	11,741,117	1	3
	외래	O.P	1,189,261	3,324,172	25,352,136	479,637,829	313,804,885	38	51
136	계	S.T	180,363	395,654	1,563,008	57,009,483	37,175,293	1,113	1,514
	입원	I.P	12,713	26,299	104,174	20,939,584	18,036,660	8	10
	외래	O.P	179,749	369,355	1,458,834	36,069,898	19,138,633	1,113	1,504
137	계	S.T	2,564,451	3,828,407	11,154,690	282,242,570	198,372,416	1,242	1,369
	입원	I.P	1,176	2,043	3,313	1,628,741	1,301,316	1	4
	외래	O.P	2,564,004	3,826,364	11,151,377	280,613,829	197,071,100	1,241	1,365
138	계	S.T	9,460	19,023	91,728	2,096,378	1,320,140	170	225
	입원	I.P	108	1,867	2,334	263,076	200,320	-	-
	외래	O.P	9,371	17,156	89,394	1,833,302	1,119,819	170	225
139	계	S.T	5,166,637	11,919,485	113,266,301	1,539,055,800	1,086,835,501	8,304	13,503
	입원	I.P	55,131	144,016	397,665	148,453,694	117,171,019	119	643
	외래	O.P	5,160,356	11,775,469	112,868,636	1,390,602,106	969,664,483	8,291	12,860
140	계	S.T	2,223,026	7,486,294	35,076,537	329,954,778	243,550,917	27,698	111,297
	입원	I.P	24,086	102,801	285,559	47,892,449	37,613,340	369	1,738
	외래	O.P	2,219,886	7,383,493	34,790,978	282,062,329	205,937,578	27,620	109,559

주 : 진료일 기준 (한의원료 제외, 요양급여일수, 진료비와 급여비는 약국포함)

연령별 진료현황(총계) <계속>

Disease Categories by Age(Total) <Cont'd>

(단위 : 명, 일, 천원)

Unit : Person, Day, KRW 1,000

0Age			1 ~ 4세					
요양급여일수 Reimbursed Days	진료비 Medical Expense	급여비 Benefit	진료실인원수 Patients	입내원일수 Visits	요양급여일수 Reimbursed Days	진료비 Medica Expense	급여비 Benefit	
-	-	-	1	1	2	118	71	
-	-	-	-	-	-	-	-	
-	-	-	1	1	2	118	71	
-	-	-	-	-	-	-	-	
-	-	-	-	-	-	-	-	
-	-	-	-	-	-	-	-	
-	-	-	1	6	6	27	22	
-	-	-	-	-	-	-	-	
-	-	-	1	6	6	27	22	
19,827	1,643,332	1,533,547	2,685	34,888	536,139	9,336,072	8,157,662	
4,530	1,513,186	1,424,245	1,178	14,205	40,126	6,490,690	5,872,741	
15,297	130,146	109,302	2,243	20,683	496,013	2,845,382	2,284,921	
141	1,276	1,128	414	490	4,949	31,425	24,370	
-	-	-	10	13	24	3,599	3,318	
141	1,276	1,128	407	477	4,925	27,826	21,051	
-	-	-	11	15	251	5,725	4,972	
-	-	-	3	5	7	4,031	3,813	
-	-	-	9	10	244	1,694	1,159	
590	30,315	27,808	428	2,572	5,485	257,926	218,551	
31	15,287	14,391	81	553	1,172	169,663	157,243	
559	15,027	13,416	421	2,019	4,313	88,263	61,308	
600	96,186	88,968	1,207	57,361	83,296	8,787,888	8,029,362	
240	74,143	69,249	380	28,093	33,502	6,527,186	6,066,610	
360	22,043	19,719	1,162	29,268	49,794	2,260,702	1,962,752	
6,337	7,885,722	7,487,088	2,798	33,690	124,419	20,875,165	19,517,935	
2,311	7,764,213	7,381,115	435	13,327	21,714	19,155,417	18,056,074	
4,026	121,508	105,973	2,696	20,363	102,705	1,719,748	1,461,861	
16,422	185,971	167,855	65,491	117,470	419,944	4,411,225	3,551,503	
14	1,414	1,403	226	459	1,696	200,671	180,169	
16,408	184,557	166,451	65,468	117,011	418,248	4,210,554	3,371,334	
110,487	1,313,455	1,179,858	330,088	550,824	1,800,612	19,340,159	15,614,210	
14	1,851	1,810	123	331	702	65,408	57,560	
110,473	1,311,604	1,178,048	330,034	550,493	1,799,910	19,274,751	15,556,650	
5,020	90,749	81,567	32,622	48,471	123,527	1,878,318	1,512,482	
14	4,750	4,446	22	94	141	19,788	17,109	
5,006	85,999	77,121	32,614	48,377	123,386	1,858,529	1,495,373	
238	173,698	161,240	146	466	1,103	256,061	219,088	
168	164,474	155,392	35	126	403	208,633	195,535	
70	9,224	5,847	142	340	700	47,428	23,553	
51	37,767	35,357	36	119	210	68,591	59,262	
41	36,967	34,974	8	34	102	55,271	51,798	
10	800	383	35	85	108	13,319	7,464	
101	5,314	4,731	459	755	4,294	88,012	69,952	
3	2,499	2,344	9	22	76	26,965	23,659	
98	2,815	2,387	458	733	4,218	61,047	46,293	
1,932	96,612	86,126	21,570	47,050	66,696	5,686,991	4,371,204	
130	18,399	17,098	1,151	2,032	9,841	2,334,391	2,148,768	
1,802	78,214	69,027	21,552	45,018	56,855	3,352,601	2,222,436	
1,899	63,294	58,626	51,025	65,807	100,978	3,275,521	2,625,739	
4	1,276	1,102	-	-	-	-	-	
1,895	62,019	57,524	51,025	65,807	100,978	3,275,521	2,625,739	
229	10,143	8,996	186	262	414	15,569	12,000	
-	-	-	-	-	-	-	-	
229	10,143	8,996	186	262	414	15,569	12,000	
21,894	1,315,006	1,211,634	33,254	53,577	117,995	4,051,055	3,212,871	
890	760,865	722,977	497	1,320	3,463	1,093,976	1,003,645	
21,004	554,140	488,657	33,171	52,257	114,532	2,957,079	2,209,226	
486,612	3,433,179	3,046,060	486,442	2,755,769	12,952,364	92,230,482	74,859,290	
3,107	327,994	295,508	7,283	31,667	64,525	6,632,783	5,892,761	
483,505	3,105,185	2,750,551	485,475	2,724,102	12,887,839	85,597,699	68,966,529	

Note : Based on the Treatment Month (excluding herbal medicine, including pharmacy in Reimbursed Days, Medical Expense and Benefit)

제VI-2표
Table VI-2

298 질병분류별
Benefits by Classification of 298

구 분 Division			5 ~ 9 세				10 세 ~		
			진료실인원수 Patients	입내원일수 Visits	요양급여일수 Reimbursed Days	진료비 Medical Expense	급여비 Benefit	진료실인원수 Patients	입내원일수 Visits
121	계	S.T	5	16	160	1,959	1,494	8	20
	입원	I.P	-	-	-	-	-	-	-
	외래	O.P	5	16	160	1,959	1,494	8	20
122	계	S.T	1	1	40	179	101	-	-
	입원	I.P	-	-	-	-	-	-	-
	외래	O.P	1	1	40	179	101	-	-
123	계	S.T	2	3	6	789	705	13	37
	입원	I.P	-	-	-	-	-	2	5
	외래	O.P	2	3	6	789	705	12	32
124	계	S.T	7,130	72,161	1,920,558	15,717,883	12,429,275	9,159	63,219
	입원	I.P	1,437	17,047	53,273	6,412,689	5,796,887	1,017	10,425
	외래	O.P	6,859	55,114	1,867,285	9,305,194	6,632,387	9,008	52,794
125	계	S.T	4,435	6,713	49,579	667,820	439,177	22,837	37,253
	입원	I.P	215	421	1,352	154,621	136,472	751	1,603
	외래	O.P	4,299	6,292	48,227	513,200	302,705	22,392	35,650
126	계	S.T	35	68	568	15,669	9,360	165	307
	입원	I.P	4	4	5	2,907	2,759	29	68
	외래	O.P	32	64	563	12,763	6,601	147	239
127	계	S.T	452	2,740	6,904	236,239	178,381	1,643	5,372
	입원	I.P	63	444	856	120,491	111,509	149	567
	외래	O.P	448	2,296	6,048	115,747	66,872	1,615	4,805
128	계	S.T	2,509	121,917	184,512	13,347,309	11,059,009	2,537	117,856
	입원	I.P	557	38,690	48,678	8,519,705	7,887,043	504	33,907
	외래	O.P	2,449	83,227	135,834	4,827,605	3,171,966	2,473	83,949
129	계	S.T	3,893	44,979	270,418	15,662,477	14,337,079	5,086	42,612
	입원	I.P	891	12,514	23,024	13,211,975	12,394,608	914	12,082
	외래	O.P	3,603	32,465	247,394	2,450,502	1,942,471	4,833	30,530
130	계	S.T	135,647	229,430	877,679	9,568,436	6,899,083	136,436	223,547
	입원	I.P	269	362	1,709	156,203	139,780	63	107
	외래	O.P	135,628	229,068	875,970	9,412,233	6,759,302	136,428	223,440
131	계	S.T	460,800	775,828	2,568,582	32,368,029	23,646,912	259,359	402,482
	입원	I.P	126	191	594	54,874	49,880	41	68
	외래	O.P	460,752	775,637	2,567,988	32,313,154	23,597,032	259,336	402,414
132	계	S.T	61,269	104,056	277,730	5,042,349	3,590,186	58,686	112,323
	입원	I.P	33	89	142	25,642	23,471	43	103
	외래	O.P	61,249	103,967	277,588	5,016,707	3,566,714	58,668	112,220
133	계	S.T	445	1,106	3,550	296,838	223,124	434	882
	입원	I.P	57	175	689	185,697	173,541	32	82
	외래	O.P	440	931	2,861	111,141	49,583	427	800
134	계	S.T	93	336	1,176	133,561	104,679	416	1,655
	입원	I.P	19	77	255	94,107	87,200	85	366
	외래	O.P	92	259	921	39,454	17,479	409	1,289
135	계	S.T	3,363	5,310	15,097	403,873	271,332	5,451	9,165
	입원	I.P	16	45	414	31,190	27,679	23	63
	외래	O.P	3,362	5,265	14,683	372,683	243,653	5,449	9,102
136	계	S.T	55,884	140,020	230,631	21,464,615	14,972,065	42,562	84,639
	입원	I.P	6,581	11,465	48,586	10,158,316	9,262,060	2,279	3,897
	외래	O.P	55,765	128,555	182,045	11,306,299	5,710,005	42,515	80,742
137	계	S.T	417,885	746,276	1,170,235	40,457,994	28,594,441	484,788	863,712
	입원	I.P	7	16	44	7,524	7,077	9	19
	외래	O.P	417,884	746,260	1,170,191	40,450,470	28,587,363	484,785	863,693
138	계	S.T	621	951	2,110	77,632	44,396	436	718
	입원	I.P	2	5	5	1,711	1,594	2	7
	외래	O.P	619	946	2,105	75,920	42,802	436	711
139	계	S.T	92,793	175,289	466,961	13,552,320	8,966,157	100,251	192,137
	입원	I.P	1,253	2,304	8,696	1,937,664	1,772,726	787	1,500
	외래	O.P	92,652	172,985	458,265	11,614,656	7,193,432	100,146	190,637
140	계	S.T	385,976	1,324,378	6,492,540	48,337,326	36,058,652	162,277	361,793
	입원	I.P	2,154	7,728	18,374	2,037,932	1,819,870	549	1,914
	외래	O.P	385,446	1,316,650	6,474,166	46,299,394	34,238,782	162,112	359,879

주 : 진료일 기준 (한의원료 제외, 요양급여일수, 진료비와 급여비는 약국포함)

연령별 진료현황(총계) <계속>

Disease Categories by Age(Total) <Cont'd>

(단위 : 명, 일, 천원)

Unit : Person, Day, KRW 1,000

14 세			15 ~ 19 세				
요양급여일수 Reimbursed Days	진료비 Medical Expense	급여비 Benefit	진료실인원수 Patients	입내원일수 Visits	요양급여일수 Reimbursed Days	진료비 Medica Expense	급여비 Benefit
270	1,888	1,434	13	21	391	4,698	2,651
-	-	-	-	-	-	-	-
270	1,888	1,434	13	21	391	4,698	2,651
-	-	-	-	-	60	28	20
-	-	-	-	-	-	-	-
-	-	-	-	-	60	28	20
906	31,624	27,703	40	296	5,165	359,892	322,689
19	2,568	2,384	11	55	191	31,111	25,307
887	29,056	25,319	39	241	4,974	328,781	297,383
2,398,942	15,996,041	11,993,184	9,320	55,725	2,611,946	16,809,629	12,431,347
37,989	4,269,065	3,877,766	982	9,395	27,927	4,198,533	3,539,036
2,360,953	11,726,976	8,115,418	9,185	46,330	2,584,019	12,611,096	8,892,311
308,144	2,859,976	1,874,374	66,897	125,902	862,678	7,050,830	4,610,086
5,118	538,070	469,722	1,272	3,355	11,483	1,081,144	792,058
303,026	2,321,906	1,404,653	66,258	122,547	851,195	5,969,686	3,818,028
1,400	103,850	72,137	320	606	3,600	184,139	115,465
130	44,895	41,664	52	163	376	89,646	63,528
1,270	58,955	30,473	283	443	3,224	94,493	51,937
18,272	482,096	352,408	5,969	15,175	73,986	1,319,856	868,573
1,660	224,211	200,800	332	1,064	3,396	428,699	324,234
16,612	257,885	151,608	5,891	14,111	70,590	891,157	544,339
190,495	11,649,696	9,446,655	2,072	66,590	132,729	5,903,851	4,482,837
44,018	7,246,639	6,661,689	294	17,772	22,017	3,429,937	2,853,224
146,477	4,403,057	2,784,966	1,990	48,818	110,712	2,473,914	1,629,613
378,623	13,104,681	11,799,428	12,612	56,109	794,581	14,293,686	11,988,361
27,404	10,387,593	9,709,805	2,110	12,031	24,931	10,015,684	8,820,029
351,219	2,717,088	2,089,623	12,107	44,078	769,650	4,278,002	3,168,332
889,227	9,716,210	6,819,562	135,718	214,845	874,201	9,744,158	6,851,185
423	45,537	40,379	13	20	83	7,948	6,406
888,804	9,670,673	6,779,184	135,716	214,825	874,118	9,736,210	6,844,779
1,354,380	18,439,645	12,952,253	181,572	257,943	910,130	11,654,554	8,205,793
179	22,235	20,300	39	46	198	18,410	15,421
1,354,201	18,417,410	12,931,952	181,553	257,897	909,932	11,636,143	8,190,372
316,022	5,891,484	4,064,826	63,800	101,736	320,602	5,241,051	3,620,763
254	29,642	27,407	59	248	494	52,585	43,443
315,768	5,861,842	4,037,419	63,787	101,488	320,108	5,188,466	3,577,321
2,967	165,316	118,781	536	1,178	4,158	252,261	178,415
262	80,036	74,537	66	129	371	134,459	113,936
2,705	85,280	44,245	520	1,049	3,787	117,802	64,478
5,416	546,605	430,597	2,337	5,700	16,943	1,491,872	1,039,607
982	355,503	328,756	170	691	1,742	630,053	513,660
4,434	191,102	101,841	2,326	5,009	15,201	861,819	525,947
32,256	875,908	568,079	9,248	15,955	56,462	1,779,379	1,155,075
198	50,192	44,042	33	95	258	72,878	55,230
32,058	825,716	524,037	9,246	15,860	56,204	1,706,501	1,099,845
147,322	10,130,729	6,320,932	15,765	24,504	47,979	2,473,984	1,330,485
15,690	3,052,689	2,778,668	148	401	1,095	219,422	177,077
131,632	7,078,040	3,542,264	15,754	24,103	46,884	2,254,562	1,153,408
1,507,590	48,243,961	33,595,121	200,868	267,757	486,222	15,194,104	10,606,019
49	12,580	11,585	3	3	3	1,862	1,554
1,507,541	48,231,382	33,583,536	200,866	267,754	486,219	15,192,242	10,604,465
2,171	68,057	38,074	189	242	364	20,964	11,693
7	4,070	3,855	1	1	5	526	381
2,164	63,987	34,218	188	241	359	20,438	11,311
732,447	14,590,684	9,532,368	91,915	146,470	624,222	12,201,637	7,998,535
5,492	1,189,531	1,088,677	527	1,140	3,798	816,418	655,015
726,955	13,401,153	8,443,692	91,792	145,330	620,424	11,385,219	7,343,520
1,720,987	14,075,699	9,925,120	94,156	183,553	825,678	8,192,754	5,726,859
5,264	653,643	584,781	326	1,190	3,931	604,455	483,840
1,715,723	13,422,056	9,340,339	94,090	182,363	821,747	7,588,299	5,243,019

Note : Based on the Treatment Month (excluding herbal medicine, including pharmacy in Reimbursed Days, Medical Expense and Benefit)

제VI-2표
Table VI-2

298 질병분류별
Benefits by Classification of 298

구 분 Division			20 ~ 24 세				25 세 ~	
			진료실인원수 Patients	입내원일수 Visits	요양급여일수 Reimbursed Days	진료비 Medical Expense	급여비 Benefit	진료실인원수 Patients
121	계	S.T	19	271	2,258	54,414	44,792	57
	입원	I.P	3	182	246	44,911	37,500	3
	외래	O.P	19	89	2,012	9,503	7,292	55
122	계	S.T	-	-	10	21	15	1
	입원	I.P	-	-	-	-	-	-
	외래	O.P	-	-	10	21	15	1
123	계	S.T	111	766	20,644	1,099,524	983,241	266
	입원	I.P	18	119	398	90,219	77,507	56
	외래	O.P	108	647	20,246	1,009,305	905,734	262
124	계	S.T	11,295	57,050	3,376,141	18,081,844	13,155,074	12,851
	입원	I.P	1,075	8,522	21,694	4,633,980	3,777,859	1,045
	외래	O.P	11,124	48,528	3,354,447	13,447,865	9,377,215	12,676
125	계	S.T	47,188	82,443	803,241	7,007,624	4,423,923	62,104
	입원	I.P	1,508	3,317	12,828	1,121,056	755,929	2,233
	외래	O.P	46,331	79,126	790,413	5,886,568	3,667,994	60,860
126	계	S.T	547	1,213	12,944	399,160	237,750	824
	입원	I.P	99	281	810	196,821	133,656	170
	외래	O.P	486	932	12,134	202,338	104,094	732
127	계	S.T	12,810	34,222	207,089	3,249,436	2,111,238	22,328
	입원	I.P	674	3,237	8,702	1,100,916	791,840	1,058
	외래	O.P	12,648	30,985	198,387	2,148,520	1,319,398	22,092
128	계	S.T	1,661	52,184	144,418	4,684,457	3,445,547	1,498
	입원	I.P	212	17,386	21,471	2,891,756	2,251,675	277
	외래	O.P	1,550	34,798	122,947	1,792,701	1,193,871	1,315
129	계	S.T	25,165	92,963	1,528,699	18,618,012	14,809,948	42,214
	입원	I.P	3,350	17,197	30,896	12,064,366	10,088,232	6,044
	외래	O.P	24,468	75,766	1,497,803	6,553,646	4,721,716	40,993
130	계	S.T	139,765	216,333	906,912	10,505,763	7,326,688	170,871
	입원	I.P	27	104	218	37,126	26,247	31
	외래	O.P	139,751	216,229	906,694	10,468,637	7,300,441	170,855
131	계	S.T	182,402	254,743	966,794	12,703,292	8,865,625	230,885
	입원	I.P	44	62	174	21,364	16,480	74
	외래	O.P	182,379	254,681	966,620	12,681,928	8,849,145	230,836
132	계	S.T	86,036	134,915	481,021	8,165,542	5,588,553	112,273
	입원	I.P	143	344	784	87,930	68,799	213
	외래	O.P	85,988	134,571	480,237	8,077,613	5,519,754	112,223
133	계	S.T	899	2,075	8,034	489,410	343,877	1,394
	입원	I.P	165	265	776	268,033	213,354	279
	외래	O.P	865	1,810	7,258	221,377	130,523	1,322
134	계	S.T	7,428	14,774	47,023	3,649,401	2,486,504	7,841
	입원	I.P	324	1,281	3,535	1,248,321	975,963	399
	외래	O.P	7,412	13,493	43,488	2,401,081	1,510,541	7,813
135	계	S.T	19,389	33,328	129,372	4,252,019	2,721,106	27,359
	입원	I.P	66	198	507	139,502	104,030	103
	외래	O.P	19,385	33,130	128,865	4,112,517	2,617,076	27,340
136	계	S.T	6,397	10,664	25,599	1,354,669	757,190	4,007
	입원	I.P	168	293	1,164	252,436	193,400	137
	외래	O.P	6,385	10,371	24,435	1,102,233	563,790	4,000
137	계	S.T	115,591	142,296	341,808	10,450,931	7,236,520	100,484
	입원	I.P	4	4	10	1,715	1,326	10
	외래	O.P	115,588	142,292	341,798	10,449,217	7,235,194	100,478
138	계	S.T	176	247	884	27,142	16,154	232
	입원	I.P	1	1	1	760	494	5
	외래	O.P	175	246	883	26,383	15,660	229
139	계	S.T	162,363	257,391	1,301,494	22,807,408	15,165,636	216,542
	입원	I.P	609	1,550	4,994	992,795	730,513	694
	외래	O.P	162,199	255,841	1,296,500	21,814,613	14,435,123	216,388
140	계	S.T	73,715	125,869	563,674	6,836,889	4,675,672	85,439
	입원	I.P	382	1,492	5,017	868,177	659,285	482
	외래	O.P	73,668	124,377	558,657	5,968,712	4,016,387	85,376

주 : 진료일 기준 (한의원료 제외, 요양급여일수, 진료비와 급여비는 약국포함)

연령별 진료현황(총계) <계속>

Disease Categories by Age(Total) <Cont'd>

(단위 : 명, 일, 천원)

Unit : Person, Day, KRW 1,000

29 세			30 ~ 34 세				
요양급여일수 Reimbursed Days	진료비 Medical Expense	급여비 Benefit	진료실인원수 Patients	입내원일수 Visits	요양급여일수 Reimbursed Days	진료비 Medical Expense	급여비 Benefit
6,428	62,912	50,500	87	1,134	16,096	156,052	126,329
266	26,163	21,951	8	796	859	85,192	69,684
6,162	36,749	28,549	84	338	15,237	70,859	56,645
11	272	140	6	68	97	8,482	6,090
-	-	-	2	62	65	7,457	5,671
11	272	140	4	6	32	1,025	419
53,790	2,914,294	2,603,503	347	3,032	76,651	3,834,700	3,428,474
1,424	226,397	193,400	73	565	1,796	348,351	298,494
52,366	2,687,896	2,410,103	345	2,467	74,855	3,486,349	3,129,979
3,900,120	19,292,624	14,019,967	10,832	51,391	3,293,737	16,490,459	12,048,715
24,303	4,760,798	3,914,534	761	10,647	20,101	4,601,002	3,803,541
3,875,817	14,531,826	10,105,433	10,699	40,744	3,273,636	11,889,457	8,245,173
1,261,611	10,651,587	6,731,383	65,726	131,484	1,572,168	12,652,653	7,999,103
18,742	1,586,122	1,057,659	2,548	5,709	23,899	1,959,831	1,311,849
1,242,869	9,065,465	5,673,724	64,355	125,775	1,548,269	10,692,822	6,687,254
24,635	655,392	390,156	1,093	2,621	48,873	931,716	556,280
1,621	329,974	215,302	229	629	2,180	441,168	287,488
23,014	325,417	174,854	974	1,992	46,693	490,548	268,792
375,329	5,546,607	3,574,796	27,564	77,739	503,865	7,222,657	4,690,348
11,764	1,558,320	1,104,724	1,371	5,141	15,873	2,068,221	1,480,759
363,565	3,988,287	2,470,072	27,303	72,598	487,992	5,154,435	3,209,589
159,825	5,528,906	4,102,402	1,461	47,458	159,873	6,021,346	4,582,371
29,861	4,143,755	3,211,230	331	31,110	37,839	5,021,012	3,955,955
129,964	1,385,151	891,172	1,239	16,348	122,034	1,000,333	626,416
2,560,114	24,622,307	19,223,727	54,331	206,435	3,095,740	28,565,319	21,773,485
45,365	14,910,281	12,250,891	9,986	39,072	58,775	17,014,572	13,600,194
2,514,749	9,712,026	6,972,836	52,379	167,363	3,036,965	11,550,748	8,173,291
1,140,123	13,618,010	9,486,273	168,860	272,301	1,157,214	13,961,658	9,724,547
256	7,323	5,535	23	42	148	12,209	8,989
1,139,867	13,610,687	9,480,738	168,848	272,259	1,157,066	13,949,449	9,715,558
1,317,675	17,261,773	12,052,126	249,738	359,814	1,441,681	19,001,893	13,275,542
280	27,306	22,269	70	71	459	24,507	18,893
1,317,395	17,234,468	12,029,858	249,688	359,743	1,441,222	18,977,386	13,256,649
697,221	11,677,201	8,009,553	109,390	175,357	690,763	11,626,143	7,988,939
1,172	145,311	113,106	207	466	1,140	139,074	109,510
696,049	11,531,890	7,896,447	109,341	174,891	689,623	11,487,069	7,879,429
11,686	818,568	585,481	2,062	4,887	21,349	1,300,056	943,498
1,365	453,312	362,410	464	696	1,721	732,370	586,761
10,321	365,256	223,071	1,965	4,191	19,628	567,686	356,737
51,207	4,163,978	2,847,586	7,030	14,832	54,179	3,869,406	2,656,503
4,345	1,552,603	1,217,725	376	1,365	3,995	1,511,544	1,183,505
46,862	2,611,375	1,629,861	6,997	13,467	50,184	2,357,862	1,472,998
215,053	6,740,478	4,301,115	32,510	60,812	304,772	9,274,296	5,903,985
575	149,605	109,443	115	273	635	195,404	141,124
214,478	6,590,873	4,191,673	32,500	60,539	304,137	9,078,892	5,762,861
21,634	997,733	573,143	3,027	5,768	19,645	895,003	522,806
889	214,638	164,076	158	322	1,086	249,658	188,224
20,745	783,095	409,066	3,023	5,446	18,559	645,345	334,582
363,137	10,235,063	7,098,849	84,671	105,018	319,579	9,141,981	6,353,265
21	5,877	4,698	11	15	45	18,820	14,618
363,116	10,229,186	7,094,152	84,669	105,003	319,534	9,123,160	6,338,647
649	38,023	22,588	241	380	1,448	48,711	29,544
16	3,326	2,071	3	5	12	4,458	3,491
633	34,697	20,517	239	375	1,436	44,253	26,053
2,489,468	32,275,858	21,521,515	219,185	373,872	2,811,142	35,241,247	23,390,102
5,384	1,256,413	937,771	806	2,138	6,930	1,712,742	1,283,825
2,484,084	31,019,445	20,583,744	219,033	371,734	2,804,212	33,528,504	22,106,278
647,649	8,326,915	5,703,200	93,181	168,281	764,579	9,299,914	6,411,534
5,867	1,106,653	827,647	463	1,639	5,850	1,166,612	886,847
641,782	7,220,262	4,875,553	93,129	166,642	758,729	8,133,302	5,524,687

Note : Based on the Treatment Month (excluding herbal medicine, including pharmacy in Reimbursed Days, Medical Expense and Benefit)

제VI-2표
Table VI-2

298 질병분류별
Benefits by Classification of 298

구 분 Division			35 ~ 39 세				40 세 ~	
			진료실인원수 Patients	입내원일수 Visits	요양급여일수 Reimbursed Days	진료비 Medical Expense	급여비 Benefit	진료실인원수 Patients
121	계	S.T	149	1,885	38,619	397,047	336,821	418
	입원	I.P	21	969	1,545	208,324	181,102	44
	외래	O.P	145	916	37,074	188,723	155,719	411
122	계	S.T	9	190	1,220	22,299	18,634	10
	입원	I.P	2	166	311	19,878	16,875	1
	외래	O.P	8	24	909	2,421	1,759	9
123	계	S.T	294	2,912	68,551	3,531,018	3,164,159	309
	입원	I.P	55	931	2,240	426,080	369,382	69
	외래	O.P	289	1,981	66,311	3,104,937	2,794,777	302
124	계	S.T	8,549	39,154	2,586,281	11,759,127	8,505,862	10,075
	입원	I.P	592	6,823	14,093	2,772,498	2,247,917	669
	외래	O.P	8,422	32,331	2,572,188	8,986,628	6,257,945	9,919
125	계	S.T	68,257	149,341	1,964,939	14,671,173	9,315,244	88,967
	입원	I.P	2,737	6,678	27,237	2,259,462	1,508,253	3,952
	외래	O.P	66,895	142,663	1,937,702	12,411,711	7,806,991	87,023
126	계	S.T	1,575	4,043	101,078	1,459,771	885,042	2,666
	입원	I.P	370	1,145	4,166	725,904	473,823	621
	외래	O.P	1,350	2,898	96,912	733,867	411,219	2,372
127	계	S.T	31,172	91,272	657,043	8,856,899	5,752,975	45,405
	입원	I.P	1,592	6,727	19,641	2,566,654	1,832,204	2,571
	외래	O.P	30,900	84,545	637,402	6,290,245	3,920,771	44,981
128	계	S.T	1,542	54,591	176,673	7,824,789	5,962,268	2,394
	입원	I.P	428	39,066	46,703	6,816,768	5,334,521	751
	외래	O.P	1,253	15,525	129,970	1,008,021	627,746	1,845
129	계	S.T	61,582	245,255	3,640,483	30,808,477	23,231,441	84,096
	입원	I.P	10,662	47,683	69,364	18,162,739	14,419,051	11,261
	외래	O.P	59,461	197,572	3,571,119	12,645,739	8,812,391	81,720
130	계	S.T	149,646	241,701	1,030,217	12,368,741	8,615,907	168,628
	입원	I.P	26	59	252	8,630	6,382	39
	외래	O.P	149,634	241,642	1,029,965	12,360,110	8,609,525	168,603
131	계	S.T	258,682	378,458	1,511,015	19,641,521	13,718,009	312,262
	입원	I.P	65	74	288	33,674	25,834	113
	외래	O.P	258,646	378,384	1,510,727	19,607,847	13,692,174	312,211
132	계	S.T	100,639	162,502	637,692	10,623,595	7,301,124	125,498
	입원	I.P	159	419	1,047	141,179	111,909	191
	외래	O.P	100,596	162,083	636,645	10,482,415	7,189,215	125,439
133	계	S.T	3,601	8,795	33,067	2,312,426	1,687,801	10,484
	입원	I.P	910	1,240	2,525	1,311,846	1,049,521	2,544
	외래	O.P	3,442	7,555	30,542	1,000,580	638,280	10,017
134	계	S.T	5,964	13,519	58,062	3,530,771	2,433,157	8,161
	입원	I.P	371	1,270	3,626	1,464,192	1,154,919	638
	외래	O.P	5,931	12,249	54,436	2,066,579	1,278,238	8,113
135	계	S.T	37,729	74,344	400,497	11,943,391	7,596,005	63,942
	입원	I.P	147	310	943	246,608	179,922	247
	외래	O.P	37,719	74,034	399,554	11,696,784	7,416,083	63,921
136	계	S.T	2,326	4,686	22,155	791,947	468,836	2,551
	입원	I.P	137	314	1,182	234,419	176,762	146
	외래	O.P	2,318	4,372	20,973	557,527	292,074	2,526
137	계	S.T	76,981	94,562	296,204	8,445,638	5,869,381	130,628
	입원	I.P	11	16	30	14,826	10,839	14
	외래	O.P	76,973	94,546	296,174	8,430,812	5,858,541	130,620
138	계	S.T	212	305	1,278	40,942	24,561	392
	입원	I.P	3	5	28	4,361	2,624	6
	외래	O.P	209	300	1,250	36,581	21,937	387
139	계	S.T	207,718	362,447	2,726,289	36,113,406	23,795,947	297,351
	입원	I.P	927	2,583	7,728	2,122,857	1,601,464	1,463
	외래	O.P	207,552	359,864	2,718,561	33,990,549	22,194,482	297,117
140	계	S.T	97,938	191,011	900,095	10,162,184	7,028,505	104,376
	입원	I.P	471	1,838	6,280	1,253,451	953,310	699
	외래	O.P	97,881	189,173	893,815	8,908,733	6,075,194	104,311

주 : 진료일 기준 (한의원료 제외, 요양급여일수, 진료비와 급여비는 약국포함)

연령별 진료현황(총계) <계속>

Disease Categories by Age(Total) <Cont'd>

(단위 : 명, 일, 천원)

Unit : Person, Day, KRW 1,000

44 세			45 ~ 49 세				
요양급여일수 Reimbursed Days	진료비 Medical Expense	급여비 Benefit	진료실인원수 Patients	입내원일수 Visits	요양급여일수 Reimbursed Days	진료비 Medical Expense	급여비 Benefit
126,661	1,045,657	897,481	896	8,243	279,293	2,132,183	1,831,975
3,274	441,228	381,691	107	2,948	4,843	789,170	674,903
123,387	604,429	515,790	882	5,295	274,450	1,343,013	1,157,073
498	19,511	13,915	41	352	4,028	59,802	43,399
202	16,806	12,402	8	266	561	34,253	25,945
296	2,705	1,513	34	86	3,467	25,549	17,454
78,805	3,461,369	3,100,475	286	3,517	76,873	2,720,393	2,437,535
2,251	442,011	383,742	61	1,242	2,267	344,772	291,094
76,554	3,019,358	2,716,733	277	2,275	74,606	2,375,621	2,146,441
2,958,608	13,547,869	9,838,193	9,188	45,165	2,666,912	12,664,185	9,302,335
17,651	3,551,482	2,904,987	660	10,255	19,089	3,997,183	3,263,983
2,940,957	9,996,387	6,933,206	9,013	34,910	2,647,823	8,667,002	6,038,352
2,912,938	20,328,801	12,884,598	88,409	210,510	3,215,845	21,116,632	13,336,194
44,372	3,464,419	2,288,169	4,211	11,126	47,844	3,867,817	2,563,227
2,868,566	16,864,382	10,596,430	86,257	199,384	3,168,001	17,248,815	10,772,967
224,104	2,715,441	1,676,143	3,932	11,828	411,102	4,045,712	2,507,869
8,186	1,335,642	890,528	954	3,105	12,038	1,971,468	1,303,963
215,918	1,379,799	785,615	3,464	8,723	399,064	2,074,244	1,203,906
1,119,298	14,294,170	9,346,954	52,197	170,926	1,485,261	17,928,198	11,855,109
35,290	4,694,205	3,358,947	3,161	16,431	45,738	6,227,939	4,499,783
1,084,008	9,599,965	5,988,007	51,740	154,495	1,439,523	11,700,259	7,355,326
313,088	14,663,558	11,302,789	2,964	166,054	406,944	23,344,536	18,086,587
93,159	13,047,084	10,266,966	1,140	138,317	155,790	21,473,126	16,889,703
219,929	1,616,474	1,035,823	2,067	27,737	251,154	1,871,410	1,196,884
5,633,907	41,036,371	30,912,874	89,496	365,246	6,546,912	42,388,483	31,697,148
94,882	22,997,487	18,348,993	9,868	70,810	106,703	22,320,806	17,763,888
5,539,025	18,038,885	12,563,881	87,352	294,436	6,440,209	20,067,677	13,933,260
1,178,488	14,375,898	10,006,372	146,105	246,296	1,076,788	13,304,345	9,247,879
160	13,244	10,092	36	91	200	16,450	12,368
1,178,328	14,362,654	9,996,279	146,080	246,205	1,076,588	13,287,895	9,235,511
1,902,408	25,050,212	17,489,499	290,573	439,444	1,903,242	24,913,203	17,390,416
478	42,749	33,106	155	425	913	76,974	59,912
1,901,930	25,007,463	17,456,393	290,509	439,019	1,902,329	24,836,230	17,330,503
842,386	14,014,683	9,628,028	124,033	212,753	925,028	15,046,347	10,323,694
1,324	181,334	139,947	170	453	1,343	198,908	153,602
841,062	13,833,349	9,488,081	123,982	212,300	923,685	14,847,440	10,170,091
94,533	6,501,105	4,789,937	27,208	63,139	258,145	16,616,405	12,307,327
7,180	3,709,218	2,969,247	6,025	8,714	16,030	9,214,517	7,375,809
87,353	2,791,887	1,820,690	26,092	54,425	242,115	7,401,888	4,931,519
92,134	5,985,855	4,157,402	9,341	25,706	129,722	7,299,622	5,104,038
6,186	2,779,900	2,191,010	813	2,685	7,162	3,492,786	2,765,567
85,948	3,205,955	1,966,392	9,256	23,021	122,560	3,806,836	2,338,470
790,172	21,930,170	14,110,441	80,302	176,236	1,182,382	29,623,906	19,155,463
1,706	440,881	321,225	339	818	2,109	607,548	440,024
788,466	21,489,289	13,789,215	80,261	175,418	1,180,273	29,016,357	18,715,438
29,586	888,112	515,027	2,303	4,855	35,633	853,832	500,845
1,264	253,285	182,352	141	335	1,532	248,150	180,021
28,322	634,827	332,675	2,277	4,520	34,101	605,682	320,824
482,968	13,910,489	9,683,145	158,939	189,779	631,060	16,993,428	11,828,682
53	10,641	8,557	28	27	37	32,594	25,676
482,915	13,899,848	9,674,588	158,926	189,752	631,023	16,960,834	11,803,006
2,321	73,625	45,489	533	846	2,666	110,973	70,330
134	7,129	4,860	5	31	89	14,164	9,851
2,187	66,497	40,629	530	815	2,577	96,809	60,480
4,093,544	56,100,880	37,015,300	332,008	622,825	5,087,283	70,422,855	46,511,032
12,423	3,450,474	2,620,433	1,979	5,291	16,280	5,088,729	3,911,557
4,081,121	52,650,406	34,394,867	331,691	617,534	5,071,003	65,334,125	42,599,475
1,030,110	11,908,403	8,203,108	81,841	183,208	890,682	10,837,298	7,440,278
9,475	1,873,599	1,418,241	806	3,289	11,250	2,206,626	1,667,880
1,020,635	10,034,803	6,784,866	81,769	179,919	879,432	8,630,671	5,772,398

Note : Based on the Treatment Month (excluding herbal medicine, including pharmacy in Reimbursed Days, Medical Expense and Benefit)

제VI-2표
Table VI-2

298 질병분류별
Benefits by Classification of 298

구 분 Division			50 ~ 54 세				55 세 ~		
			진료실인원수 Patients	입내원일수 Visits	요양급여일수 Reimbursed Days	진료비 Medical Expense	급여비 Benefit	진료실인원수 Patients	입내원일수 Visits
121	계	S.T	2,046	23,451	646,419	5,342,430	4,610,138	4,319	57,026
	입원	I.P	247	11,089	14,965	2,280,340	1,955,214	571	29,133
	외래	O.P	2,003	12,362	631,454	3,062,091	2,654,924	4,242	27,893
122	계	S.T	194	2,357	33,173	349,707	253,070	621	6,864
	입원	I.P	26	1,715	2,909	172,518	135,699	69	4,672
	외래	O.P	174	642	30,264	177,189	117,372	575	2,192
123	계	S.T	265	2,869	75,793	2,294,808	2,064,243	201	2,528
	입원	I.P	40	945	1,961	224,989	198,987	27	1,131
	외래	O.P	263	1,924	73,832	2,069,819	1,865,256	197	1,397
124	계	S.T	10,654	57,165	3,035,091	14,818,357	10,898,642	10,035	56,650
	입원	I.P	797	15,957	26,282	5,345,544	4,360,260	813	17,456
	외래	O.P	10,399	41,208	3,008,809	9,472,813	6,538,382	9,783	39,194
125	계	S.T	104,369	248,570	4,087,578	26,551,902	16,471,727	96,552	222,036
	입원	I.P	5,589	15,194	66,564	5,496,599	3,534,126	5,339	14,883
	외래	O.P	101,502	233,376	4,021,014	21,055,304	12,937,601	93,695	207,153
126	계	S.T	7,191	22,378	877,584	7,178,361	4,454,290	11,049	35,550
	입원	I.P	1,610	5,186	19,264	3,206,869	2,119,739	2,286	7,843
	외래	O.P	6,471	17,192	858,320	3,971,493	2,334,551	10,050	27,707
127	계	S.T	78,468	269,832	2,450,450	28,819,564	19,170,300	87,687	301,661
	입원	I.P	5,146	27,798	75,974	10,358,201	7,527,969	5,872	32,036
	외래	O.P	77,759	242,034	2,374,476	18,461,363	11,642,331	86,852	269,625
128	계	S.T	4,632	293,178	645,721	43,506,149	33,734,606	6,166	431,596
	입원	I.P	1,946	254,339	283,740	40,730,046	31,970,910	2,760	383,874
	외래	O.P	3,105	38,839	361,981	2,776,103	1,763,696	3,957	47,722
129	계	S.T	116,897	479,290	9,362,021	57,213,714	42,602,925	133,114	540,682
	입원	I.P	10,243	98,805	153,825	29,102,273	23,190,161	9,670	120,240
	외래	O.P	114,488	380,485	9,208,196	28,111,441	19,412,764	130,700	420,442
130	계	S.T	164,144	286,339	1,268,994	15,792,583	10,968,772	146,515	261,071
	입원	I.P	43	53	258	21,392	16,770	56	50
	외래	O.P	164,124	286,286	1,268,736	15,771,191	10,952,002	146,481	261,021
131	계	S.T	356,799	562,414	2,425,464	32,201,098	22,456,421	363,126	595,082
	입원	I.P	259	369	1,363	151,662	119,090	300	411
	외래	O.P	356,694	562,045	2,424,101	32,049,436	22,337,331	363,035	594,671
132	계	S.T	154,665	280,350	1,286,136	20,047,897	13,749,412	161,749	307,232
	입원	I.P	259	747	2,256	358,338	277,960	301	1,045
	외래	O.P	154,575	279,603	1,283,880	19,689,559	13,471,453	161,640	306,187
133	계	S.T	70,785	166,648	687,724	45,114,179	33,536,127	127,919	314,743
	입원	I.P	15,091	22,838	39,356	24,468,272	19,589,905	26,884	41,415
	외래	O.P	67,814	143,810	648,368	20,645,907	13,946,222	122,944	273,328
134	계	S.T	14,613	42,199	215,270	12,391,398	8,688,949	16,991	48,066
	입원	I.P	1,425	4,510	12,562	6,147,432	4,864,629	1,492	4,544
	외래	O.P	14,439	37,689	202,708	6,243,966	3,824,320	16,840	43,522
135	계	S.T	107,939	260,393	1,960,993	43,332,254	28,084,984	114,565	295,282
	입원	I.P	644	1,505	3,999	1,180,071	863,741	923	2,037
	외래	O.P	107,877	258,888	1,956,994	42,152,183	27,221,243	114,479	293,245
136	계	S.T	2,765	6,380	57,103	1,197,585	703,099	3,055	7,541
	입원	I.P	195	589	2,188	386,967	273,921	249	833
	외래	O.P	2,723	5,791	54,915	810,618	429,178	3,013	6,708
137	계	S.T	152,357	191,376	766,992	18,348,091	12,783,045	133,421	176,393
	입원	I.P	70	102	314	92,093	73,583	98	150
	외래	O.P	152,328	191,274	766,678	18,255,998	12,709,462	133,379	176,243
138	계	S.T	664	1,153	5,683	137,525	84,954	707	1,191
	입원	I.P	5	74	80	3,542	2,239	11	24
	외래	O.P	660	1,079	5,603	133,983	82,715	699	1,167
139	계	S.T	437,911	887,959	7,875,072	108,559,702	72,276,213	497,936	1,082,368
	입원	I.P	3,651	8,827	26,375	9,766,953	7,621,764	5,814	13,293
	외래	O.P	437,461	879,132	7,848,697	98,792,749	64,654,449	497,312	1,069,075
140	계	S.T	88,910	224,173	1,060,306	14,266,110	9,789,036	89,899	257,269
	입원	I.P	1,345	5,548	18,227	3,675,529	2,802,406	1,950	8,285
	외래	O.P	88,817	218,625	1,042,079	10,590,581	6,986,630	89,730	248,984

주 : 진료일 기준 (한의원료 제외, 요양급여일수, 진료비와 급여비는 약국포함)

연령별 진료현황(총계) <계속>

Disease Categories by Age(Total) <Cont'd>

(단위 : 명, 일, 천원)

Unit : Person, Day, KRW 1,000

59 세			60 ~ 64 세				
요양급여일수 Reimbursed Days	진료비 Medical Expense	급여비 Benefit	진료실인원수 Patients	입내원일수 Visits	요양급여일수 Reimbursed Days	진료비 Medical Expense	급여비 Benefit
1,406,293	11,930,712	10,276,818	9,073	133,402	2,986,934	26,483,908	22,828,990
37,055	5,469,213	4,666,816	1,235	74,751	91,811	12,753,725	10,820,862
1,369,238	6,461,500	5,610,001	8,829	58,651	2,895,123	13,730,182	12,008,128
125,252	1,159,419	855,992	1,620	19,196	313,359	3,031,731	2,277,346
5,275	497,508	389,392	154	13,382	15,006	1,408,844	1,107,630
119,977	661,911	466,600	1,522	5,814	298,353	1,622,887	1,169,716
53,359	1,339,298	1,191,779	223	3,115	64,433	1,277,187	1,125,131
1,598	211,656	180,597	32	1,647	2,136	276,284	229,073
51,761	1,127,642	1,011,181	212	1,468	62,297	1,000,902	896,058
2,791,033	13,573,717	9,920,499	10,975	66,010	2,969,254	16,493,992	12,213,777
27,898	5,019,523	4,064,190	977	23,340	36,250	7,154,432	5,856,061
2,763,135	8,554,194	5,856,309	10,643	42,670	2,933,004	9,339,560	6,357,716
3,918,683	24,801,083	15,198,651	103,100	234,807	4,432,006	26,942,999	16,422,330
65,544	5,457,210	3,483,741	5,406	15,818	67,400	5,708,309	3,661,695
3,853,139	19,343,873	11,714,910	100,188	218,989	4,364,606	21,234,690	12,760,635
1,523,673	10,997,436	6,862,744	17,754	57,552	2,742,227	17,202,731	10,724,905
28,707	4,575,364	3,033,857	3,178	10,681	38,753	6,295,776	4,163,437
1,494,966	6,422,072	3,828,887	16,398	46,871	2,703,474	10,906,955	6,561,468
3,034,039	32,748,681	21,754,169	101,067	349,624	3,937,457	38,383,863	25,502,077
88,962	11,892,313	8,622,639	6,237	37,097	98,078	13,284,480	9,613,611
2,945,077	20,856,367	13,131,530	100,041	312,527	3,839,379	25,099,383	15,888,465
885,201	60,417,059	46,469,844	8,936	679,115	1,331,692	93,442,278	71,946,925
419,367	56,790,802	44,180,491	4,109	614,559	669,659	88,505,205	68,811,093
465,834	3,626,257	2,289,354	5,524	64,556	662,033	4,937,073	3,135,833
11,751,910	67,386,587	50,049,659	181,201	738,003	18,570,901	95,375,284	70,402,363
186,235	33,252,716	26,560,861	10,824	164,248	257,788	43,966,711	35,147,239
11,565,675	34,133,871	23,488,798	178,345	573,755	18,313,113	51,408,573	35,255,124
1,159,605	14,850,727	10,289,683	138,234	251,226	1,116,634	14,605,012	10,073,320
280	23,316	18,075	46	84	249	31,469	23,908
1,159,325	14,827,411	10,271,608	138,207	251,142	1,116,385	14,573,543	10,049,413
2,541,429	34,103,399	23,755,979	398,681	683,867	2,933,894	39,113,131	27,243,429
1,568	190,681	150,040	482	706	2,707	355,627	281,276
2,539,861	33,912,718	23,605,939	398,538	683,161	2,931,187	38,757,504	26,962,153
1,471,474	22,094,124	15,120,628	180,659	360,931	1,803,431	25,947,510	17,682,086
3,404	540,129	417,796	410	1,493	4,952	799,649	619,964
1,468,070	21,553,995	14,702,832	180,544	359,438	1,798,479	25,147,861	17,062,122
1,296,473	80,438,541	59,937,112	241,560	627,574	2,665,510	152,961,169	114,540,369
67,640	44,429,107	35,572,884	52,527	82,381	136,442	89,439,805	71,621,878
1,228,833	36,009,434	24,364,228	231,887	545,193	2,529,068	63,521,364	42,918,491
269,996	13,382,962	9,350,302	18,637	50,593	332,870	13,685,478	9,524,269
12,863	6,295,143	4,989,134	1,443	4,345	12,377	6,195,676	4,915,329
257,133	7,087,819	4,361,168	18,476	46,248	320,493	7,489,802	4,608,940
2,306,644	47,909,569	31,119,003	146,479	408,476	3,233,457	64,421,326	41,819,404
5,280	1,643,377	1,220,097	1,331	3,147	7,819	2,352,614	1,728,268
2,301,364	46,266,192	29,898,905	146,344	405,329	3,225,638	62,068,712	40,091,136
92,130	1,477,179	869,031	4,035	10,665	144,752	2,028,647	1,200,611
2,967	512,952	355,287	313	1,320	4,032	695,584	481,907
89,163	964,227	513,744	3,974	9,345	140,720	1,333,062	718,704
836,972	17,689,036	12,342,436	140,733	197,022	1,027,105	19,898,776	13,899,907
314	147,191	117,082	158	182	440	216,340	172,129
836,658	17,541,845	12,225,354	140,672	196,840	1,026,665	19,682,436	13,727,778
5,317	151,968	92,590	976	1,840	12,409	214,532	131,091
88	13,534	8,929	9	32	106	9,171	7,101
5,229	138,434	83,661	968	1,808	12,303	205,361	123,990
10,414,245	142,596,269	96,294,742	612,594	1,432,354	14,817,978	203,013,257	139,574,410
40,631	16,203,972	12,686,719	9,074	20,899	60,967	25,988,059	20,446,122
10,373,614	126,392,297	83,608,022	611,763	1,411,455	14,757,011	177,025,198	119,128,288
1,178,329	17,602,482	12,040,095	100,210	313,318	1,429,324	22,013,693	15,031,210
28,065	5,532,069	4,206,162	2,502	10,875	36,712	7,344,379	5,587,450
1,150,264	12,070,413	7,833,932	100,012	302,443	1,392,612	14,669,314	9,443,760

Note : Based on the Treatment Month (excluding herbal medicine, including pharmacy in Reimbursed Days, Medical Expense and Benefit)

제VI-2표
Table VI-2

298 질병분류별
Benefits by Classification of 298

구 분 Division			65 ~ 69 세				70 세 ~	
			진료실인원수 Patients	입내원일수 Visits	요양급여일수 Reimbursed Days	진료비 Medical Expense	급여비 Benefit	진료실인원수 Patients
121	계	S.T	15,005	246,921	4,873,437	44,898,238	38,579,857	19,544
	입원	I.P	2,174	152,585	179,599	22,835,598	19,294,738	3,258
	외래	O.P	14,526	94,336	4,693,838	22,062,641	19,285,119	18,687
122	계	S.T	3,303	39,038	652,820	6,128,933	4,493,648	6,059
	입원	I.P	268	27,368	29,179	2,788,023	2,176,058	415
	외래	O.P	3,113	11,670	623,641	3,340,910	2,317,590	5,755
123	계	S.T	181	2,758	51,841	946,570	829,789	106
	입원	I.P	30	1,632	2,012	271,829	225,815	17
	외래	O.P	171	1,126	49,829	674,742	603,974	100
124	계	S.T	10,065	67,667	2,664,895	16,377,946	12,270,300	7,283
	입원	I.P	929	28,972	41,799	7,973,095	6,558,816	797
	외래	O.P	9,727	38,695	2,623,096	8,404,851	5,711,484	6,938
125	계	S.T	90,117	206,153	4,063,744	22,427,523	14,068,196	62,526
	입원	I.P	3,836	12,119	45,690	4,130,035	2,683,099	1,936
	외래	O.P	88,063	194,034	4,018,054	18,297,489	11,385,097	61,394
126	계	S.T	20,657	69,992	3,474,043	20,278,165	12,804,666	18,578
	입원	I.P	3,215	12,774	43,738	6,920,448	4,647,471	2,433
	외래	O.P	19,244	57,218	3,430,305	13,357,717	8,157,195	17,430
127	계	S.T	92,911	340,180	4,138,057	35,760,841	24,144,841	69,402
	입원	I.P	5,134	31,938	84,723	11,337,248	8,253,182	3,279
	외래	O.P	92,071	308,242	4,053,334	24,423,594	15,891,659	68,825
128	계	S.T	10,101	833,840	1,530,460	110,744,452	85,320,392	9,814
	입원	I.P	5,131	769,321	829,664	105,642,193	82,069,196	5,482
	외래	O.P	5,779	64,519	700,796	5,102,259	3,251,196	5,018
129	계	S.T	205,480	857,081	23,747,626	112,415,561	83,658,599	177,035
	입원	I.P	9,795	187,156	282,810	48,971,970	39,238,887	7,090
	외래	O.P	202,881	669,925	23,464,816	63,443,590	44,419,712	174,892
130	계	S.T	107,654	204,837	915,084	11,821,681	8,505,198	66,874
	입원	I.P	52	86	305	44,249	34,017	33
	외래	O.P	107,629	204,751	914,779	11,777,432	8,471,181	66,856
131	계	S.T	360,190	672,585	2,866,743	36,999,825	27,228,762	257,029
	입원	I.P	512	715	2,133	420,140	332,247	394
	외래	O.P	360,031	671,870	2,864,610	36,579,685	26,896,516	256,900
132	계	S.T	163,738	356,279	1,829,910	24,395,015	17,257,964	119,784
	입원	I.P	445	1,950	4,965	877,231	675,132	325
	외래	O.P	163,641	354,329	1,824,945	23,517,784	16,582,833	119,707
133	계	S.T	321,443	905,380	3,830,868	214,400,518	162,523,031	292,403
	입원	I.P	75,951	119,567	194,839	131,948,440	105,695,734	78,138
	외래	O.P	307,394	785,813	3,636,029	82,452,078	56,827,297	277,758
134	계	S.T	14,742	38,848	274,530	10,184,789	7,102,414	8,111
	입원	I.P	1,072	3,251	8,946	4,470,317	3,549,690	641
	외래	O.P	14,605	35,597	265,584	5,714,472	3,552,724	8,017
135	계	S.T	157,585	480,133	3,841,227	72,255,878	47,514,973	131,113
	입원	I.P	1,423	3,075	7,675	2,544,067	1,853,376	1,324
	외래	O.P	157,471	477,058	3,833,552	69,711,810	45,661,597	131,016
136	계	S.T	4,162	11,139	183,736	2,179,953	1,294,614	3,321
	입원	I.P	331	1,259	4,339	739,223	512,444	235
	외래	O.P	4,096	9,880	179,397	1,440,730	782,170	3,266
137	계	S.T	121,890	184,038	1,019,618	18,477,569	13,100,857	82,188
	입원	I.P	222	254	407	305,889	244,451	219
	외래	O.P	121,813	183,784	1,019,211	18,171,680	12,856,405	82,116
138	계	S.T	983	2,260	14,575	261,047	160,927	845
	입원	I.P	13	170	213	26,104	18,632	10
	외래	O.P	973	2,090	14,362	234,943	142,295	836
139	계	S.T	600,980	1,549,648	17,120,735	226,185,732	160,465,248	460,812
	입원	I.P	9,800	21,684	64,360	27,984,317	22,071,176	7,363
	외래	O.P	600,143	1,527,964	17,056,375	198,201,415	138,394,071	460,148
140	계	S.T	86,549	289,849	1,310,631	18,824,182	13,278,815	60,973
	입원	I.P	1,929	8,368	27,900	5,630,437	4,236,500	1,168
	외래	O.P	86,374	281,481	1,282,731	13,193,745	9,042,315	60,843

주 : 진료일 기준 (한의원료 제외, 요양급여일수, 진료비와 급여비는 약국포함)

연령별 진료현황(총계) <계속>

Disease Categories by Age(Total) <Cont'd>

(단위 : 명, 일, 천원)

Unit : Person, Day, KRW 1,000

74 세			75 세이상				
요양급여일수 Reimbursed Days	진료비 Medical Expense	급여비 Benefit	진료실인원수 Patients	입내원일수 Visits	요양급여일수 Reimbursed Days	진료비 Medical Expense	급여비 Benefit
6,156,013	65,748,492	56,042,955	72,978	2,899,058	20,801,215	363,671,382	303,909,525
323,748	38,296,228	32,148,795	18,716	2,517,982	2,630,786	277,908,448	229,672,972
5,832,265	27,452,264	23,894,160	63,908	381,076	18,170,429	85,762,936	74,236,553
1,196,683	9,604,514	6,935,321	56,835	842,892	11,586,661	109,770,982	80,558,505
39,432	3,727,107	2,875,249	5,285	631,347	653,897	57,312,133	43,294,707
1,157,251	5,877,407	4,060,072	52,699	211,545	10,932,764	52,458,848	37,263,794
32,911	680,331	599,722	129	2,622	29,872	406,368	348,006
2,198	283,111	243,864	14	1,829	2,001	198,021	163,894
30,713	397,220	355,859	117	793	27,871	208,346	184,112
1,815,601	13,126,251	9,884,131	14,124	136,277	2,862,153	36,922,336	29,262,854
34,925	7,139,238	5,838,899	2,245	90,001	118,210	27,171,353	22,613,811
1,780,676	5,987,012	4,045,232	12,815	46,276	2,743,943	9,750,983	6,649,044
2,914,275	14,843,847	9,435,011	105,674	250,692	4,916,222	23,699,315	15,636,924
21,115	2,065,040	1,375,249	2,793	11,978	29,713	3,078,290	2,179,631
2,893,160	12,778,807	8,059,762	103,897	238,714	4,886,509	20,621,025	13,457,293
3,332,511	17,937,689	11,404,493	38,246	147,706	6,948,410	38,834,706	25,422,080
33,375	5,479,984	3,699,519	5,339	37,364	85,298	13,095,150	9,091,072
3,299,136	12,457,706	7,704,974	35,167	110,342	6,863,112	25,739,557	16,331,008
3,545,435	27,096,149	18,433,222	124,978	517,219	7,579,397	49,826,559	34,278,628
54,272	7,340,508	5,383,115	5,540	48,577	101,899	12,421,087	9,112,572
3,491,163	19,755,641	13,050,107	123,726	468,642	7,477,498	37,405,473	25,166,056
1,487,686	117,900,653	90,830,375	35,170	4,125,132	5,624,601	506,072,393	388,478,260
892,287	113,503,111	88,029,752	25,208	4,026,465	4,182,901	496,533,910	382,351,524
595,399	4,397,542	2,800,623	11,806	98,667	1,441,700	9,538,482	6,126,737
22,673,025	104,564,772	77,532,617	377,577	1,908,362	50,846,847	241,373,048	178,628,503
276,155	45,727,632	36,410,730	13,696	540,309	709,539	108,555,556	85,671,996
22,396,870	58,837,140	41,121,888	371,671	1,368,053	50,137,308	132,817,492	92,956,506
616,402	7,479,320	5,423,048	95,656	197,562	915,960	10,574,762	7,762,000
243	31,108	24,645	79	205	595	73,703	55,954
616,159	7,448,212	5,398,404	95,607	197,357	915,365	10,501,060	7,706,048
2,267,088	27,803,382	20,821,468	444,963	1,011,472	4,272,151	48,686,834	37,160,173
1,677	334,292	265,519	732	1,630	3,902	593,763	468,811
2,265,411	27,469,090	20,555,948	444,651	1,009,842	4,268,249	48,093,072	36,691,362
1,478,414	18,560,683	13,297,252	205,926	540,291	2,656,072	32,438,765	23,575,126
4,497	755,514	587,507	759	4,412	10,065	1,792,956	1,383,091
1,473,917	17,805,170	12,709,745	205,736	535,879	2,646,007	30,645,809	22,192,035
3,796,533	214,564,294	163,733,093	447,139	1,445,206	6,187,803	343,016,716	262,302,640
202,510	137,806,432	110,412,275	126,246	199,381	337,936	222,385,861	178,236,888
3,594,023	76,757,862	53,320,818	422,684	1,245,825	5,849,867	120,630,853	84,065,750
179,326	5,923,222	4,155,148	7,936	22,313	198,725	6,091,129	4,330,510
5,670	2,794,985	2,218,587	724	2,622	6,316	2,964,615	2,358,752
173,656	3,128,237	1,936,561	7,794	19,691	192,409	3,126,515	1,971,759
3,600,241	63,089,607	41,838,968	252,681	903,731	7,331,849	117,753,710	79,311,387
6,958	2,470,031	1,791,429	2,251	5,865	13,578	3,887,827	2,835,482
3,593,283	60,619,576	40,047,539	252,395	897,866	7,318,271	113,865,882	76,475,905
162,965	1,757,024	1,048,354	5,520	14,660	273,510	2,734,869	1,640,924
3,416	541,191	375,969	336	1,569	4,773	827,865	568,625
159,549	1,215,833	672,385	5,449	13,091	268,737	1,907,005	1,072,299
751,767	13,200,422	9,454,707	110,760	187,607	1,050,556	18,216,271	13,241,678
468	321,165	257,318	311	858	1,074	438,348	349,719
751,299	12,879,258	9,197,389	110,641	186,749	1,049,482	17,777,922	12,891,957
10,397	237,771	143,965	1,897	5,587	28,813	561,754	382,789
88	20,591	14,073	32	1,426	1,462	149,630	120,124
10,309	217,180	129,892	1,867	4,161	27,351	412,124	262,665
15,200,545	194,275,745	141,461,493	794,720	2,543,977	27,364,987	365,752,741	278,442,298
49,216	21,180,002	16,721,819	9,768	37,809	80,038	26,907,926	21,294,815
15,151,329	173,095,742	124,739,675	793,497	2,506,168	27,284,949	338,844,815	257,147,481
998,310	13,378,849	9,583,207	103,446	409,166	1,824,667	20,228,421	14,750,275
17,536	3,617,111	2,731,891	1,208	7,124	18,179	3,360,999	2,558,958
980,774	9,761,737	6,851,316	103,233	402,042	1,806,488	16,867,421	12,191,317

Note : Based on the Treatment Month (excluding herbal medicine, including pharmacy in Reimbursed Days, Medical Expense and Benefit)

제VI-2표
Table VI-2

298 질병분류별
Benefits by Classification of 298

구 분 Division			총 계 G.T				0 세	
			진료실인원수 Patients	입내원일수 Visits	요양급여일수 Reimbursed Days	진료비 Medical Expense	급여비 Benefit	진료실인원수 Patients
141	계	S.T	791,975	1,661,581	11,655,137	190,205,509	118,584,304	2,024
	입원	I.P	11,219	57,659	159,113	44,321,767	28,837,284	63
	외래	O.P	790,868	1,603,922	11,496,024	145,883,742	89,747,020	2,018
142	계	S.T	3,734,781	8,470,150	62,707,996	577,357,480	394,529,753	8,971
	입원	I.P	67,738	228,453	665,565	79,147,277	55,546,599	57
	외래	O.P	3,708,797	8,241,697	62,042,431	498,210,204	338,983,154	8,949
143	계	S.T	1,575	5,110	137,448	745,309	535,715	-
	입원	I.P	62	1,726	2,123	273,788	211,021	-
	외래	O.P	1,528	3,384	135,325	471,521	324,695	-
144	계	S.T	23,505	117,789	7,110,559	64,794,517	52,493,079	39
	입원	I.P	1,943	34,193	66,620	47,399,219	41,902,302	5
	외래	O.P	22,919	83,596	7,043,939	17,395,298	10,590,777	37
145	계	S.T	7,205,291	48,068,098	1,923,369,268	4,413,899,995	3,156,682,200	3
	입원	I.P	36,266	729,381	1,385,269	74,677,163	55,170,552	-
	외래	O.P	7,189,970	47,338,717	1,921,983,999	4,339,222,832	3,101,511,648	3
146	계	S.T	360,674	1,485,870	84,408,376	233,649,050	156,149,427	2
	입원	I.P	5,013	74,454	131,160	16,180,908	12,504,546	1
	외래	O.P	358,095	1,411,416	84,277,216	217,468,142	143,644,881	2
147	계	S.T	137,425	706,299	37,876,116	583,564,317	494,802,408	-
	입원	I.P	30,821	270,663	680,948	427,357,661	393,108,279	-
	외래	O.P	128,712	435,636	37,195,168	156,206,656	101,694,129	-
148	계	S.T	937,974	3,662,272	238,883,597	1,458,090,724	1,104,887,739	6
	입원	I.P	117,085	544,907	2,393,441	652,732,739	583,312,258	2
	외래	O.P	913,517	3,117,365	236,490,156	805,357,985	521,575,481	6
149	계	S.T	21,303	175,337	3,984,953	56,870,661	43,202,294	-
	입원	I.P	5,883	110,918	186,078	42,612,858	34,196,051	-
	외래	O.P	18,733	64,419	3,798,875	14,257,803	9,006,243	-
150	계	S.T	536,932	2,178,193	106,446,466	872,498,733	678,401,523	384
	입원	I.P	68,262	410,950	995,295	499,768,956	443,328,724	151
	외래	O.P	510,669	1,767,243	105,451,171	372,729,777	235,072,799	300
151	계	S.T	177,461	1,141,780	31,490,913	352,776,442	266,452,398	19
	입원	I.P	34,903	586,532	1,019,503	226,974,522	184,020,783	4
	외래	O.P	160,933	555,248	30,471,410	125,801,919	82,431,615	15
152	계	S.T	191,043	956,174	37,843,652	566,017,567	475,556,515	311
	입원	I.P	21,382	360,578	686,658	394,181,898	346,312,604	50
	외래	O.P	185,426	595,596	37,156,994	171,835,669	129,243,911	281
153	계	S.T	103,375	3,736,786	23,136,590	1,012,399,210	830,992,389	64
	입원	I.P	36,480	3,285,634	3,968,888	934,749,717	782,163,854	19
	외래	O.P	82,241	451,152	19,167,702	77,649,493	48,828,536	57
154	계	S.T	528,440	8,832,865	137,067,863	2,077,334,674	1,581,124,720	27
	입원	I.P	106,387	6,671,071	8,555,275	1,557,337,024	1,240,566,935	11
	외래	O.P	486,121	2,161,794	128,512,588	519,997,650	340,557,784	24
155	계	S.T	23,486	119,233	2,217,940	24,950,782	16,629,986	1
	입원	I.P	4,815	65,531	84,788	13,400,691	9,788,869	-
	외래	O.P	19,222	53,702	2,133,152	11,550,091	6,841,118	1
156	계	S.T	620,570	2,775,125	101,603,342	817,226,730	601,825,498	9
	입원	I.P	69,172	896,883	2,044,258	434,737,300	365,657,565	2
	외래	O.P	602,238	1,878,242	99,559,084	382,489,430	236,167,933	9
157	계	S.T	121,602	414,411	19,866,578	112,689,786	80,328,855	1
	입원	I.P	6,106	79,939	169,465	56,628,250	44,281,604	1
	외래	O.P	119,998	334,472	19,697,113	56,061,536	36,047,251	1
158	계	S.T	248,189	607,551	20,734,720	65,877,513	47,242,607	26
	입원	I.P	1,613	24,059	46,883	10,619,296	8,468,659	4
	외래	O.P	247,544	583,492	20,687,837	55,258,217	38,773,947	24
159	계	S.T	7,016	34,254	1,010,875	14,418,942	10,839,992	1
	입원	I.P	1,122	16,625	30,605	11,311,907	8,808,898	-
	외래	O.P	6,394	17,629	980,270	3,107,034	2,031,094	1
160	계	S.T	82,383	393,873	11,576,969	261,290,551	215,717,173	64
	입원	I.P	12,080	177,734	342,123	218,970,500	190,395,413	4
	외래	O.P	78,929	216,139	11,234,846	42,320,051	25,321,760	61

주 : 진료일 기준 (한의원료 제외, 요양급여일수, 진료비와 급여비는 약국포함)

연령별 진료현황(총계) <계속>

Disease Categories by Age(Total) <Cont'd>

(단위 : 명, 일, 천원)

Unit : Person, Day, KRW 1,000

0Age			1 ~ 4세				
요양급여일수 Reimbursed Days	진료비 Medical Expense	급여비 Benefit	진료실인원수 Patients	입내원일수 Visits	요양급여일수 Reimbursed Days	진료비 Medical Expense	급여비 Benefit
4,879	1,266,644	1,135,160	4,274	13,345	23,645	4,762,494	3,919,073
532	796,984	736,222	265	922	2,696	3,421,000	2,935,507
4,347	469,660	398,938	4,242	12,423	20,949	1,341,495	983,566
28,973	920,375	820,852	71,557	125,070	424,070	5,691,287	4,597,664
275	242,715	221,821	388	952	2,678	608,594	534,680
28,698	677,660	599,031	71,422	124,118	421,392	5,082,692	4,062,984
15	43	34	3	3	1,242	4,123	3,263
-	-	-	-	-	-	-	-
15	43	34	3	3	1,242	4,123	3,263
270	161,768	153,424	111	136	1,137	60,529	50,053
183	146,695	140,169	1	7	27	25,034	23,519
87	15,073	13,255	111	129	1,110	35,495	26,535
202	227	196	31	58	817	5,434	4,564
-	-	-	2	5	20	2,247	2,007
202	227	196	30	53	797	3,187	2,557
25	18,115	17,459	15	46	1,643	9,494	8,161
15	17,584	16,968	1	9	24	2,598	2,463
10	531	490	15	37	1,619	6,896	5,698
19	70	56	-	-	162	626	494
-	-	-	-	-	-	-	-
19	70	56	-	-	162	626	494
327	7,803	7,080	73	192	9,215	54,302	38,946
32	5,011	4,708	3	14	61	7,703	7,136
295	2,792	2,372	72	178	9,154	46,599	31,810
-	-	-	1	1	1	137	131
-	-	-	-	-	-	-	-
-	-	-	1	1	1	137	131
11,638	1,831,364	1,763,007	874	3,048	34,603	1,485,168	1,340,789
2,190	1,722,174	1,670,628	144	1,051	2,027	1,268,686	1,189,554
9,448	109,191	92,380	782	1,997	32,576	216,482	151,235
788	46,203	43,135	37	143	3,434	60,145	53,115
75	36,961	35,027	6	86	180	43,760	39,568
713	9,241	8,108	35	57	3,254	16,385	13,547
3,969	1,722,029	1,641,723	1,002	5,521	42,368	6,040,384	5,593,911
1,263	1,605,165	1,542,161	73	3,601	4,552	5,562,091	5,207,210
2,706	116,864	99,562	972	1,920	37,816	478,293	386,700
2,131	367,941	353,532	210	3,363	9,721	811,529	731,377
608	341,901	331,200	47	1,399	1,982	652,952	600,066
1,523	26,041	22,332	196	1,964	7,739	158,576	131,311
2,438	296,517	290,731	124	3,402	8,381	443,418	385,699
483	272,999	271,309	20	1,114	1,452	297,469	275,613
1,955	23,518	19,421	120	2,288	6,929	145,949	110,086
24	756	642	8	29	341	7,178	6,117
-	-	-	1	5	12	3,371	3,173
24	756	642	7	24	329	3,807	2,944
131	20,492	19,416	43	833	3,431	358,909	320,319
17	15,308	15,255	18	318	681	298,743	269,137
114	5,183	4,161	42	515	2,750	60,166	51,182
7	5,262	5,147	1	2	32	84	66
6	4,808	4,784	-	-	-	-	-
1	453	363	1	2	32	84	66
45	12,863	12,401	75	92	285	6,111	4,464
14	10,263	10,216	3	4	4	583	551
31	2,600	2,185	72	88	281	5,528	3,913
4	827	663	4	16	266	45,269	42,120
-	-	-	1	11	21	44,457	41,613
4	827	663	3	5	245	812	507
193	31,028	30,102	249	336	1,256	18,351	13,197
32	28,275	27,641	4	12	24	5,181	4,795
161	2,753	2,460	247	324	1,232	13,171	8,401

Note : Based on the Treatment Month (excluding herbal medicine, including pharmacy in Reimbursed Days, Medical Expense and Benefit)

제VI-2표
Table VI-2

298 질병분류별
Benefits by Classification of 298

구 분 Division			5 ~ 9 세				10 세 ~		
			진료실인원수 Patients	입내원일수 Visits	요양급여일수 Reimbursed Days	진료비 Medical Expense	급여비 Benefit	진료실인원수 Patients	입내원일수 Visits
141	계	S.T	6,539	15,190	36,337	2,528,848	1,782,850	13,072	23,260
	입원	I.P	170	555	1,991	1,110,276	957,149	186	772
	외래	O.P	6,521	14,635	34,346	1,418,572	825,701	13,052	22,488
142	계	S.T	92,994	149,350	528,048	5,963,926	4,263,225	111,570	178,347
	입원	I.P	274	527	1,937	209,835	188,720	265	781
	외래	O.P	92,853	148,823	526,111	5,754,091	4,074,504	111,451	177,566
143	계	S.T	9	13	1,364	5,832	4,057	16	47
	입원	I.P	-	-	-	-	-	1	1
	외래	O.P	9	13	1,364	5,832	4,057	15	46
144	계	S.T	112	200	1,494	93,437	77,868	76	115
	입원	I.P	2	48	69	67,301	62,321	3	21
	외래	O.P	111	152	1,425	26,136	15,547	74	94
145	계	S.T	143	191	3,750	14,570	9,704	573	1,066
	입원	I.P	2	5	5	1,322	1,135	18	49
	외래	O.P	142	186	3,745	13,248	8,568	569	1,017
146	계	S.T	67	233	6,702	39,640	28,819	236	892
	입원	I.P	4	26	99	15,945	14,742	13	86
	외래	O.P	67	207	6,603	23,695	14,078	233	806
147	계	S.T	1	1	243	678	515	3	3
	입원	I.P	-	-	-	-	-	1	1
	외래	O.P	1	1	243	678	515	2	2
148	계	S.T	81	258	11,201	76,493	57,052	136	306
	입원	I.P	15	77	448	40,987	38,214	12	42
	외래	O.P	79	181	10,753	35,506	18,838	132	264
149	계	S.T	2	11	225	2,849	2,220	2	3
	입원	I.P	1	5	19	2,027	1,859	-	-
	외래	O.P	2	6	206	822	361	2	3
150	계	S.T	1,550	4,826	75,740	1,697,880	1,435,154	2,386	6,674
	입원	I.P	215	1,291	2,862	1,386,722	1,277,993	444	1,223
	외래	O.P	1,470	3,535	72,878	311,158	157,161	2,279	5,451
151	계	S.T	26	138	4,738	244,871	224,029	36	59
	입원	I.P	5	109	141	238,224	219,502	6	14
	외래	O.P	23	29	4,597	6,647	4,527	31	45
152	계	S.T	1,059	3,234	55,586	1,998,652	1,755,640	929	3,456
	입원	I.P	75	1,210	2,389	1,527,905	1,410,203	82	1,371
	외래	O.P	1,037	2,024	53,197	470,746	345,436	909	2,085
153	계	S.T	139	3,362	9,634	628,786	538,207	165	4,857
	입원	I.P	39	1,298	2,054	493,905	456,337	61	2,891
	외래	O.P	129	2,064	7,580	134,881	81,871	134	1,966
154	계	S.T	100	1,838	7,737	211,170	169,306	78	1,640
	입원	I.P	12	392	502	118,532	109,884	14	419
	외래	O.P	98	1,446	7,235	92,638	59,421	75	1,221
155	계	S.T	10	88	360	28,087	23,834	19	107
	입원	I.P	3	41	73	24,991	22,454	4	10
	외래	O.P	7	47	287	3,097	1,380	15	97
156	계	S.T	369	5,920	26,070	2,138,187	1,911,049	745	6,924
	입원	I.P	145	2,620	5,156	1,783,594	1,611,082	167	1,994
	외래	O.P	356	3,300	20,914	354,594	299,966	731	4,930
157	계	S.T	9	27	405	2,345	1,145	15	29
	입원	I.P	-	-	-	-	-	-	-
	외래	O.P	9	27	405	2,345	1,145	15	29
158	계	S.T	91	131	653	10,298	5,676	524	754
	입원	I.P	-	-	-	-	-	-	-
	외래	O.P	91	131	653	10,298	5,676	524	754
159	계	S.T	5	7	12	357	158	2	2
	입원	I.P	-	-	-	-	-	-	-
	외래	O.P	5	7	12	357	158	2	2
160	계	S.T	393	843	4,741	163,863	131,259	389	884
	입원	I.P	7	222	354	127,089	112,433	9	152
	외래	O.P	390	621	4,387	36,774	18,825	387	732

주 : 진료일 기준 (한의원류 제외, 요양급여일수, 진료비와 급여비는 약국포함)

연령별 진료현황(총계) <계속>

Disease Categories by Age(Total) <Cont'd>

(단위 : 명, 일, 천원)

Unit : Person, Day, KRW 1,000

14 세			15 ~ 19 세				
요양급여일수 Reimbursed Days	진료비 Medical Expense	급여비 Benefit	진료실인원수 Patients	입내원일수 Visits	요양급여일수 Reimbursed Days	진료비 Medical Expense	급여비 Benefit
86,352	3,598,317	2,153,494	21,131	36,063	161,513	4,695,395	3,039,443
2,272	758,021	569,011	261	1,228	3,454	1,101,006	831,839
84,080	2,840,296	1,584,483	21,102	34,835	158,059	3,594,389	2,207,604
632,633	8,051,109	5,577,714	144,271	247,671	907,165	12,072,451	8,311,377
2,156	281,653	255,385	539	1,831	4,545	548,102	417,320
630,477	7,769,456	5,322,329	144,042	245,840	902,620	11,524,349	7,894,057
1,798	8,064	4,722	20	90	1,026	12,109	7,672
1	66	62	1	14	21	4,638	3,633
1,797	7,998	4,659	19	76	1,005	7,470	4,039
888	45,733	36,939	79	185	3,705	42,838	31,410
51	30,300	27,908	2	9	196	19,060	17,407
837	15,433	9,030	79	176	3,509	23,778	14,002
18,539	93,446	59,777	2,613	7,229	188,004	588,500	371,740
153	21,456	20,051	41	123	466	46,523	36,009
18,386	71,989	39,726	2,597	7,106	187,538	541,977	335,731
27,976	141,046	92,649	638	2,205	76,972	305,484	179,342
288	48,513	42,524	29	137	451	63,756	52,959
27,688	92,533	50,125	632	2,068	76,521	241,728	126,384
140	864	622	16	58	1,052	51,751	44,281
1	220	209	6	36	77	46,751	41,426
139	644	413	14	22	975	5,000	2,854
15,394	105,852	80,773	484	785	16,880	240,200	182,622
225	60,262	55,605	42	129	465	144,847	127,272
15,169	45,590	25,169	452	656	16,415	95,353	55,350
3	787	721	25	151	4,434	46,164	32,542
-	-	-	7	47	162	30,122	24,200
3	787	721	25	104	4,272	16,042	8,343
126,566	2,156,488	1,795,906	4,898	12,112	163,872	5,047,458	4,265,978
2,439	1,667,893	1,557,259	728	2,439	5,245	4,188,850	3,827,298
124,127	488,595	238,648	4,669	9,673	158,627	858,609	438,680
4,646	15,614	11,856	125	375	13,875	226,591	190,231
42	5,980	5,462	14	118	359	167,220	148,682
4,604	9,634	6,394	118	257	13,516	59,371	41,549
62,674	2,978,178	2,702,507	1,472	5,592	114,905	4,674,362	4,070,129
2,493	2,296,996	2,163,698	169	2,366	5,067	3,396,181	3,059,936
60,181	681,183	538,809	1,437	3,226	109,838	1,278,181	1,010,192
12,566	1,880,893	1,660,059	210	3,321	17,749	1,277,473	1,079,840
4,023	1,743,999	1,583,755	64	2,290	3,506	1,157,486	1,011,149
8,543	136,894	76,304	182	1,031	14,243	119,987	68,691
12,353	230,044	179,383	141	1,783	19,376	473,300	366,887
677	142,624	126,978	30	637	1,181	358,268	304,520
11,676	87,420	52,405	133	1,146	18,195	115,031	62,368
137	15,194	10,412	39	341	1,022	41,788	23,352
20	7,661	7,201	12	17	38	14,823	10,140
117	7,532	3,211	28	324	984	26,965	13,212
46,709	2,232,817	1,973,720	1,031	5,838	80,557	1,843,857	1,569,453
4,327	1,642,328	1,487,847	171	1,542	4,410	1,228,467	1,087,199
42,382	590,489	485,874	1,000	4,296	76,147	615,390	482,254
1,181	2,910	1,507	51	115	1,788	12,832	8,396
-	-	-	1	14	21	4,401	3,695
1,181	2,910	1,507	51	101	1,767	8,431	4,701
5,669	44,255	26,752	1,787	2,642	27,267	148,663	91,795
-	-	-	4	6	12	3,926	2,754
5,669	44,255	26,752	1,786	2,636	27,255	144,737	89,041
10	92	47	14	129	362	50,184	39,408
-	-	-	3	101	116	47,127	38,070
10	92	47	13	28	246	3,058	1,338
4,930	220,869	189,395	447	1,046	9,519	318,320	258,244
336	179,396	167,694	19	143	469	249,448	225,167
4,594	41,472	21,702	440	903	9,050	68,873	33,077

Note : Based on the Treatment Month (excluding herbal medicine, including pharmacy in Reimbursed Days, Medical Expense and Benefit)

제VI-2표
Table VI-2

298 질병분류별
Benefits by Classification of 298

구 분 Division			20 ~ 24 세				25 세 ~	
			진료실인원수 Patients	입내원일수 Visits	요양급여일수 Reimbursed Days	진료비 Medical Expense	급여비 Benefit	진료실인원수 Patients
								입내원일수 Visits
141	계	S.T	27,787	47,687	236,105	5,631,105	3,487,248	35,762
	입원	I.P	327	1,444	4,211	917,766	591,275	437
	외래	O.P	27,745	46,243	231,894	4,713,338	2,895,973	35,707
142	계	S.T	165,885	282,393	1,077,466	14,650,616	9,917,707	213,373
	입원	I.P	762	2,068	5,953	736,097	507,051	1,280
	외래	O.P	165,581	280,325	1,071,513	13,914,518	9,410,655	212,814
143	계	S.T	21	59	1,622	6,216	3,657	36
	입원	I.P	-	-	-	-	-	-
	외래	O.P	21	59	1,622	6,216	3,657	36
144	계	S.T	76	310	4,888	113,790	92,399	153
	입원	I.P	3	154	234	79,309	69,389	5
	외래	O.P	75	156	4,654	34,481	23,010	150
145	계	S.T	9,665	33,402	1,175,991	2,663,727	1,801,970	25,688
	입원	I.P	81	344	1,764	103,500	77,647	197
	외래	O.P	9,633	33,058	1,174,227	2,560,227	1,724,323	25,613
146	계	S.T	1,086	3,261	170,938	486,156	289,590	2,010
	입원	I.P	29	126	446	56,217	42,837	77
	외래	O.P	1,077	3,135	170,492	429,940	246,753	1,989
147	계	S.T	49	133	4,166	97,572	82,216	153
	입원	I.P	14	49	146	78,530	70,756	50
	외래	O.P	41	84	4,020	19,043	11,460	136
148	계	S.T	1,265	2,131	43,268	469,845	305,969	2,225
	입원	I.P	188	351	1,288	194,653	149,128	286
	외래	O.P	1,127	1,780	41,980	275,191	156,841	2,042
149	계	S.T	113	727	16,605	316,627	241,676	243
	입원	I.P	39	377	993	254,969	204,576	93
	외래	O.P	100	350	15,612	61,658	37,100	223
150	계	S.T	6,508	15,122	237,522	6,442,929	5,390,796	8,793
	입원	I.P	792	3,001	6,731	5,348,694	4,802,828	1,073
	외래	O.P	6,225	12,121	230,791	1,094,235	587,968	8,347
151	계	S.T	304	772	31,913	304,963	231,108	700
	입원	I.P	27	143	414	147,661	121,213	78
	외래	O.P	288	629	31,499	157,303	109,895	668
152	계	S.T	1,710	6,790	171,403	4,257,229	3,638,806	2,352
	입원	I.P	196	2,495	4,946	2,243,565	1,973,877	265
	외래	O.P	1,674	4,295	166,457	2,013,664	1,664,929	2,289
153	계	S.T	344	8,127	38,395	3,319,980	2,765,727	576
	입원	I.P	130	5,995	8,445	3,103,527	2,642,049	224
	외래	O.P	285	2,132	29,950	216,453	123,678	474
154	계	S.T	328	5,022	56,861	1,458,901	1,098,568	731
	입원	I.P	88	2,870	4,380	1,195,174	950,821	166
	외래	O.P	303	2,152	52,481	263,727	147,747	700
155	계	S.T	78	172	1,116	54,951	28,790	158
	입원	I.P	27	34	89	28,110	17,053	50
	외래	O.P	55	138	1,027	26,840	11,738	110
156	계	S.T	1,606	8,407	132,997	2,840,480	2,306,240	2,645
	입원	I.P	270	3,429	7,839	1,974,599	1,698,667	427
	외래	O.P	1,548	4,978	125,158	865,881	607,573	2,567
157	계	S.T	97	224	7,591	62,873	43,501	210
	입원	I.P	5	41	125	40,963	30,574	5
	외래	O.P	96	183	7,466	21,909	12,927	209
158	계	S.T	1,997	3,018	45,102	220,745	140,078	3,018
	입원	I.P	6	50	193	17,017	11,638	17
	외래	O.P	1,993	2,968	44,909	203,727	128,441	3,010
159	계	S.T	32	152	2,210	60,904	50,564	55
	입원	I.P	4	90	154	53,580	46,762	6
	외래	O.P	31	62	2,056	7,324	3,802	51
160	계	S.T	611	1,387	25,054	629,235	524,374	964
	입원	I.P	31	286	595	509,498	456,851	88
	외래	O.P	599	1,101	24,459	119,737	67,523	933

주 : 진료일 기준 (한의원료 제외, 요양급여일수, 진료비와 급여비는 약국포함)

연령별 진료현황(총계) <계속>

Disease Categories by Age(Total) <Cont'd>

(단위 : 명, 일, 천원)

Unit : Person, Day, KRW 1,000

29 세			30 ~ 34 세				
요양급여일수 Reimbursed Days	진료비 Medical Expense	급여비 Benefit	진료실인원수 Patients	입내원일수 Visits	요양급여일수 Reimbursed Days	진료비 Medical Expense	급여비 Benefit
337,576	7,588,083	4,710,983	35,955	69,700	390,687	8,277,895	5,103,864
4,996	1,252,928	769,695	495	2,072	5,910	1,569,453	897,489
332,580	6,335,155	3,941,288	35,904	67,628	384,777	6,708,442	4,206,374
1,434,918	20,973,731	14,220,422	208,249	373,936	1,583,052	23,665,555	16,039,167
9,255	1,131,554	792,178	1,602	3,447	11,398	1,359,555	932,587
1,425,663	19,842,177	13,428,244	207,621	370,489	1,571,654	22,305,999	15,106,580
2,845	10,641	7,152	45	79	2,715	12,546	8,231
-	-	-	1	5	14	2,619	1,935
2,845	10,641	7,152	44	74	2,701	9,928	6,296
15,051	94,956	65,898	219	632	30,934	298,792	233,550
161	43,841	35,150	12	131	238	202,871	177,287
14,890	51,115	30,748	216	501	30,696	95,921	56,263
3,756,413	8,369,412	5,758,884	59,032	269,976	10,464,736	22,873,495	15,839,367
3,469	228,337	169,348	383	1,084	7,410	354,741	265,267
3,752,944	8,141,075	5,589,536	58,881	268,892	10,457,326	22,518,755	15,574,100
336,265	1,056,919	658,828	3,674	11,756	665,996	1,934,366	1,223,152
1,259	196,702	151,643	112	532	2,004	269,457	208,166
335,006	860,217	507,185	3,641	11,224	663,992	1,664,909	1,014,986
24,228	650,779	548,281	417	2,146	94,088	2,150,430	1,848,109
931	524,036	468,978	139	844	2,671	1,693,027	1,556,471
23,297	126,743	79,303	398	1,302	91,417	457,403	291,638
96,937	921,660	633,402	3,414	7,326	244,870	2,376,079	1,740,820
2,166	391,460	316,295	587	1,202	5,372	1,225,147	1,039,009
94,771	530,201	317,107	3,077	6,124	239,498	1,150,932	701,811
36,921	765,036	574,276	397	2,415	60,597	1,291,632	1,042,596
2,044	611,748	489,519	130	1,035	2,522	1,053,256	906,374
34,877	153,288	84,757	381	1,380	58,075	238,376	136,222
361,643	7,604,051	6,271,835	9,765	25,753	565,264	10,484,907	8,661,271
7,897	6,041,557	5,396,039	1,239	4,423	10,951	8,267,007	7,429,502
353,746	1,562,494	875,796	9,310	21,330	554,313	2,217,900	1,231,769
78,348	971,765	714,973	1,418	5,107	173,603	1,837,834	1,344,227
1,520	560,329	441,055	194	1,361	3,326	952,765	776,163
76,828	411,437	273,917	1,364	3,746	170,277	885,069	568,064
278,885	6,899,498	5,936,930	3,159	12,542	397,512	9,011,078	7,757,387
7,912	4,119,985	3,645,093	313	3,879	8,402	5,195,175	4,623,769
270,973	2,779,512	2,291,836	3,084	8,663	389,110	3,815,903	3,133,618
81,067	6,143,636	5,158,099	995	31,407	168,041	11,187,225	9,394,004
16,538	5,754,483	4,930,086	407	24,816	33,405	10,381,027	8,927,903
64,529	389,153	228,013	832	6,591	134,636	806,198	466,102
147,905	2,525,925	1,913,483	1,371	18,120	296,096	5,464,459	4,145,835
7,756	1,904,624	1,538,772	350	11,055	19,859	4,252,094	3,413,236
140,149	621,301	374,711	1,290	7,065	276,237	1,212,365	732,599
3,679	98,948	54,555	193	392	4,312	177,696	116,015
139	48,239	30,128	65	152	321	114,610	83,937
3,540	50,709	24,426	136	240	3,991	63,085	32,078
241,733	3,880,336	3,046,969	4,753	19,955	394,827	7,228,042	5,626,620
9,743	2,500,009	2,131,135	803	6,498	20,204	4,780,931	4,078,350
231,990	1,380,327	915,834	4,576	13,457	374,623	2,447,111	1,548,270
14,688	79,800	51,233	391	808	29,906	145,053	94,823
82	38,475	27,852	7	54	184	55,802	41,889
14,606	41,325	23,381	389	754	29,722	89,251	52,935
76,650	392,724	265,623	3,453	6,308	111,985	634,033	457,235
219	55,039	44,398	22	606	904	204,227	166,620
76,431	337,685	221,225	3,448	5,702	111,081	429,805	290,616
2,949	44,666	32,530	64	197	5,339	50,499	34,860
98	32,479	24,611	8	67	139	32,157	23,924
2,851	12,187	7,919	62	130	5,200	18,341	10,936
44,087	1,400,765	1,162,436	1,227	3,735	72,531	2,612,808	2,232,101
1,527	1,205,463	1,051,569	124	1,319	3,027	2,292,631	2,043,860
42,560	195,302	110,868	1,189	2,416	69,504	320,177	188,241

Note : Based on the Treatment Month (excluding herbal medicine, including pharmacy in Reimbursed Days, Medical Expense and Benefit)

제VI-2표
Table VI-2

298 질병분류별
Benefits by Classification of 298

구 분 Division			35 ~ 39 세				40 세 ~		
			진료실인원수 Patients	입내원일수 Visits	요양급여일수 Reimbursed Days	진료비 Medical Expense	급여비 Benefit	진료실인원수 Patients	입내원일수 Visits
141	계	S.T	32,354	66,851	400,320	8,096,658	5,045,328	39,410	86,994
	입원	I.P	466	2,114	6,104	1,696,329	1,019,928	624	2,977
	외래	O.P	32,313	64,737	394,216	6,400,329	4,025,399	39,351	84,017
142	계	S.T	190,062	362,377	1,766,602	25,157,632	16,992,362	227,408	455,123
	입원	I.P	2,078	5,323	16,319	1,904,978	1,327,568	3,274	9,203
	외래	O.P	189,265	357,054	1,750,283	23,252,655	15,664,794	226,144	445,920
143	계	S.T	61	109	3,892	15,787	10,115	111	191
	입원	I.P	-	-	-	-	-	-	-
	외래	O.P	61	109	3,892	15,787	10,115	111	191
144	계	S.T	279	790	55,428	463,206	381,488	495	1,833
	입원	I.P	12	185	305	326,682	299,510	34	424
	외래	O.P	273	605	55,123	136,524	81,977	488	1,409
145	계	S.T	122,454	623,320	25,636,351	54,831,681	38,089,923	288,772	1,569,956
	입원	I.P	534	1,706	9,346	496,207	365,132	1,040	4,247
	외래	O.P	122,272	621,614	25,627,005	54,335,475	37,724,791	288,403	1,565,709
146	계	S.T	6,497	21,010	1,295,875	3,547,314	2,275,575	12,429	40,713
	입원	I.P	130	623	2,177	348,281	275,086	184	864
	외래	O.P	6,447	20,387	1,293,698	3,199,033	2,000,490	12,352	39,849
147	계	S.T	1,024	5,245	253,777	4,929,091	4,214,745	3,193	15,861
	입원	I.P	319	1,816	5,967	3,732,738	3,449,003	891	4,961
	외래	O.P	972	3,429	247,810	1,196,353	765,743	3,043	10,900
148	계	S.T	5,666	15,404	685,062	5,938,123	4,464,927	13,723	44,506
	입원	I.P	1,045	2,509	13,113	3,124,306	2,710,993	2,588	7,965
	외래	O.P	5,212	12,895	671,949	2,813,817	1,753,934	12,864	36,541
149	계	S.T	486	3,618	80,557	1,577,467	1,223,189	637	4,129
	입원	I.P	122	2,057	3,683	1,269,631	1,045,177	165	2,041
	외래	O.P	456	1,561	76,874	307,836	178,012	599	2,088
150	계	S.T	10,553	31,866	856,006	13,453,289	11,047,525	17,167	55,172
	입원	I.P	1,519	6,032	15,144	10,435,362	9,337,673	2,458	9,166
	외래	O.P	10,037	25,834	840,862	3,017,927	1,709,852	16,326	46,006
151	계	S.T	1,960	7,394	283,994	2,914,368	2,155,419	3,095	12,662
	입원	I.P	252	1,945	4,688	1,546,499	1,277,797	388	3,553
	외래	O.P	1,873	5,449	279,306	1,367,869	877,623	2,961	9,109
152	계	S.T	4,140	16,482	632,128	10,085,141	8,562,695	6,388	27,719
	입원	I.P	411	4,456	10,720	4,969,383	4,384,096	575	8,215
	외래	O.P	4,048	12,026	621,408	5,115,758	4,178,599	6,275	19,504
153	계	S.T	1,542	49,658	293,670	18,044,761	15,073,562	3,317	104,914
	입원	I.P	621	40,892	57,162	16,851,302	14,358,257	1,235	85,813
	외래	O.P	1,295	8,766	236,508	1,193,459	715,305	2,814	19,101
154	계	S.T	2,602	33,497	612,815	10,311,250	7,835,299	6,027	71,124
	입원	I.P	694	21,075	36,064	7,939,783	6,373,551	1,415	43,608
	외래	O.P	2,450	12,422	576,751	2,371,467	1,461,748	5,706	27,516
155	계	S.T	260	880	9,572	248,653	157,349	481	1,009
	입원	I.P	69	492	1,033	154,741	107,851	129	303
	외래	O.P	196	388	8,539	93,912	49,498	367	706
156	계	S.T	7,541	30,980	757,775	11,745,471	9,051,302	15,559	61,213
	입원	I.P	1,238	10,289	31,687	7,826,468	6,674,466	2,418	20,035
	외래	O.P	7,299	20,691	726,088	3,919,003	2,376,835	15,112	41,178
157	계	S.T	830	1,921	87,679	374,769	254,047	2,235	5,460
	입원	I.P	21	190	451	133,748	104,932	44	504
	외래	O.P	823	1,731	87,228	241,021	149,115	2,221	4,956
158	계	S.T	4,323	7,606	171,018	703,654	485,263	7,416	15,114
	입원	I.P	16	208	477	103,697	80,834	39	561
	외래	O.P	4,316	7,398	170,541	599,957	404,429	7,402	14,553
159	계	S.T	84	371	10,266	124,684	89,458	155	485
	입원	I.P	10	177	329	94,340	70,784	20	165
	외래	O.P	81	194	9,937	30,345	18,674	147	320
160	계	S.T	1,516	5,598	135,873	3,914,210	3,311,054	2,526	10,999
	입원	I.P	198	1,935	4,653	3,329,359	2,954,264	378	4,546
	외래	O.P	1,463	3,663	131,220	584,851	356,790	2,434	6,453

주 : 진료일 기준 (한의원료 제외, 요양급여일수, 진료비와 급여비는 약국포함)

연령별 진료현황(총계) <계속>

Disease Categories by Age(Total) <Cont'd>

(단위 : 명, 일, 천원)

Unit : Person, Day, KRW 1,000

44 세			45 ~ 49 세				
요양급여일수 Reimbursed Days	진료비 Medical Expense	급여비 Benefit	진료실인원수 Patients	입내원일수 Visits	요양급여일수 Reimbursed Days	진료비 Medica Expense	급여비 Benefit
573,222	9,620,983	6,013,847	38,570	91,307	658,083	10,825,193	6,589,340
8,442	1,477,642	931,170	763	3,871	10,850	2,431,402	1,485,283
564,780	8,143,341	5,082,677	38,502	87,436	647,233	8,393,791	5,104,058
2,503,417	33,142,322	22,312,997	221,255	476,133	3,012,212	35,420,648	23,651,490
27,788	3,325,911	2,341,853	4,094	11,922	36,636	4,465,482	3,062,195
2,475,629	29,816,411	19,971,144	219,713	464,211	2,975,576	30,955,166	20,589,295
5,652	19,441	13,043	127	280	7,968	45,052	31,026
-	-	-	4	44	72	13,936	10,404
5,652	19,441	13,043	124	236	7,896	31,116	20,622
132,963	1,036,492	841,641	928	3,556	278,537	1,865,322	1,486,693
887	742,431	665,520	54	585	1,321	1,277,250	1,141,155
132,076	294,061	176,121	913	2,971	277,216	588,072	345,538
66,858,050	139,646,596	97,327,748	447,135	2,590,234	111,584,761	231,879,713	162,099,656
22,718	777,876	574,550	1,424	5,303	36,674	1,076,768	805,290
66,835,332	138,868,720	96,753,199	446,679	2,584,931	111,548,087	230,802,945	161,294,366
2,724,397	6,886,797	4,448,757	17,409	59,525	4,015,427	9,834,624	6,416,270
3,107	479,295	376,596	199	1,026	3,324	602,425	476,738
2,721,290	6,407,501	4,072,161	17,328	58,499	4,012,103	9,232,199	5,939,531
849,474	14,663,757	12,446,957	6,057	29,471	1,653,450	27,950,128	23,785,551
17,811	10,717,389	9,911,336	1,589	9,511	31,968	20,564,716	19,017,636
831,663	3,946,368	2,535,621	5,788	19,960	1,621,482	7,385,412	4,767,915
2,373,739	18,871,861	14,452,303	24,498	86,195	5,082,457	37,191,822	28,490,269
41,207	10,196,328	8,954,246	4,418	14,719	79,316	19,350,249	17,075,322
2,332,532	8,675,533	5,498,058	23,245	71,476	5,003,141	17,841,573	11,414,947
113,279	1,761,002	1,355,124	711	3,895	140,230	1,613,273	1,206,958
4,304	1,340,661	1,107,976	155	1,530	3,708	1,124,949	913,274
108,975	420,341	247,147	679	2,365	136,522	488,323	293,684
1,929,505	23,373,309	19,067,267	20,230	70,815	2,916,356	31,685,113	25,850,916
26,258	17,238,754	15,515,017	2,826	11,957	35,831	22,919,568	20,654,390
1,903,247	6,134,555	3,552,250	19,334	58,858	2,880,525	8,765,545	5,196,526
523,642	4,640,493	3,402,095	4,007	15,940	680,931	7,198,152	5,567,774
8,364	2,276,836	1,872,793	499	4,419	11,517	4,312,687	3,696,686
515,278	2,363,658	1,529,302	3,819	11,521	669,414	2,885,465	1,871,088
1,125,235	17,308,591	14,800,546	7,936	34,044	1,529,892	20,417,349	17,271,596
16,977	9,104,973	8,097,341	742	9,316	20,471	11,825,208	10,465,100
1,108,258	8,203,619	6,703,205	7,778	24,728	1,509,421	8,592,141	6,806,496
708,782	36,913,837	30,763,187	5,222	171,752	1,213,022	55,672,496	46,195,392
115,732	34,167,147	29,106,492	1,818	142,130	183,849	51,230,899	43,469,892
593,050	2,746,690	1,656,694	4,447	29,622	1,029,173	4,441,597	2,725,499
1,505,310	22,188,698	16,759,473	10,726	128,634	2,849,417	38,449,274	28,900,102
74,405	16,382,980	13,119,307	2,326	78,967	126,789	27,613,025	21,993,546
1,430,905	5,805,717	3,640,166	10,246	49,667	2,722,628	10,836,249	6,906,556
21,952	387,738	231,388	742	2,292	43,176	651,894	397,780
726	204,801	135,631	182	766	1,394	312,753	213,791
21,226	182,937	95,757	584	1,526	41,782	339,141	183,989
1,786,725	22,842,779	17,418,504	22,696	89,852	2,899,177	33,309,376	25,414,441
61,056	14,737,156	12,553,597	3,309	27,402	87,283	21,407,909	18,274,646
1,725,669	8,105,623	4,864,907	22,019	62,450	2,811,894	11,901,467	7,139,794
275,739	1,024,998	696,930	3,776	10,012	540,106	1,964,324	1,333,072
1,214	318,133	244,155	75	706	1,825	578,998	448,904
274,525	706,865	452,774	3,753	9,306	538,281	1,385,327	884,167
386,841	1,407,574	988,431	10,567	23,564	698,967	2,304,303	1,635,217
1,013	181,114	149,681	63	695	2,022	331,209	275,504
385,828	1,226,460	838,750	10,548	22,869	696,945	1,973,094	1,359,713
16,688	180,042	133,779	212	771	28,692	274,590	197,006
344	132,504	104,086	23	220	530	184,964	140,648
16,344	47,538	29,692	202	551	28,162	89,627	56,358
306,233	8,136,684	6,891,884	3,446	14,068	473,728	9,382,691	7,708,786
10,103	6,974,791	6,203,220	510	5,249	12,561	7,628,474	6,662,789
296,130	1,161,894	688,664	3,339	8,819	461,167	1,754,217	1,045,996

Note : Based on the Treatment Month (excluding herbal medicine, including pharmacy in Reimbursed Days, Medical Expense and Benefit)

제VI-2표
Table VI-2

298 질병분류별
Benefits by Classification of 298

구 분 Division			50 ~ 54 세				55 세 ~	
			진료실인원수 Patients	입내원일수 Visits	요양급여일수 Reimbursed Days	진료비 Medical Expense	급여비 Benefit	진료실인원수 Patients
141	계	S.T	48,944	115,783	888,461	13,697,142	8,245,744	57,287
	입원	I.P	998	5,523	14,547	3,238,938	1,924,242	1,271
	외래	O.P	48,861	110,260	873,914	10,458,204	6,321,503	57,189
142	계	S.T	286,769	648,148	4,436,485	48,126,624	32,086,012	307,603
	입원	I.P	6,417	19,665	59,998	7,081,409	4,916,792	7,789
	외래	O.P	284,322	628,483	4,376,487	41,045,215	27,169,220	304,663
143	계	S.T	205	371	11,487	48,554	33,437	215
	입원	I.P	3	13	37	4,584	3,318	9
	외래	O.P	203	358	11,450	43,971	30,119	208
144	계	S.T	2,027	8,949	640,528	4,572,795	3,638,654	2,509
	입원	I.P	134	1,677	3,996	3,219,057	2,843,834	192
	외래	O.P	1,994	7,272	636,532	1,353,738	794,820	2,477
145	계	S.T	743,737	4,488,642	193,151,018	402,136,807	281,781,171	911,796
	입원	I.P	2,242	7,996	52,547	1,617,278	1,201,639	2,814
	외래	O.P	743,025	4,480,646	193,098,471	400,519,529	280,579,532	910,879
146	계	S.T	27,417	96,416	6,482,402	15,570,607	10,190,278	34,047
	입원	I.P	257	1,452	4,525	727,357	566,074	276
	외래	O.P	27,295	94,964	6,477,877	14,843,249	9,624,205	33,922
147	계	S.T	11,603	55,766	3,273,846	50,267,699	42,518,676	15,960
	입원	I.P	2,695	17,214	55,201	36,114,955	33,342,715	3,395
	외래	O.P	11,093	38,552	3,218,645	14,152,744	9,175,961	15,331
148	계	S.T	51,063	180,913	11,663,498	79,683,190	61,094,918	83,439
	입원	I.P	8,020	25,890	152,308	39,758,424	35,463,631	12,049
	외래	O.P	49,160	155,023	11,511,190	39,924,766	25,631,287	81,081
149	계	S.T	1,076	5,437	212,182	2,232,325	1,720,268	1,082
	입원	I.P	200	1,938	4,609	1,500,089	1,261,852	228
	외래	O.P	1,019	3,499	207,573	732,236	458,416	1,007
150	계	S.T	30,586	114,388	5,232,709	50,600,881	40,945,267	39,639
	입원	I.P	4,227	18,424	56,812	34,528,251	31,237,835	5,302
	외래	O.P	29,254	95,964	5,175,897	16,072,630	9,707,432	38,008
151	계	S.T	6,253	25,999	1,127,685	10,762,075	8,173,652	8,367
	입원	I.P	825	6,880	16,689	5,849,216	4,971,055	1,092
	외래	O.P	5,945	19,119	1,110,996	4,912,859	3,202,597	7,931
152	계	S.T	12,259	53,734	2,432,838	31,008,380	26,239,331	15,776
	입원	I.P	1,110	15,158	32,189	18,970,116	16,862,576	1,357
	외래	O.P	12,029	38,576	2,400,649	12,038,264	9,376,755	15,497
153	계	S.T	8,984	283,459	2,087,607	89,155,587	74,065,369	11,613
	입원	I.P	2,996	237,851	304,714	81,848,718	69,569,871	3,572
	외래	O.P	7,634	45,608	1,782,893	7,306,869	4,495,498	9,915
154	계	S.T	21,807	267,007	5,799,248	78,720,181	59,421,457	36,033
	입원	I.P	4,461	170,167	267,673	56,572,132	45,140,620	6,528
	외래	O.P	20,779	96,840	5,531,575	22,148,050	14,280,837	34,449
155	계	S.T	1,170	3,141	75,754	909,265	541,684	1,817
	입원	I.P	274	628	1,596	381,483	253,563	374
	외래	O.P	934	2,513	74,158	527,782	288,121	1,491
156	계	S.T	41,162	166,305	5,673,810	59,080,841	44,777,841	61,384
	입원	I.P	5,932	52,924	160,155	37,249,170	31,706,845	8,318
	외래	O.P	39,951	113,381	5,513,655	21,831,672	13,070,995	59,646
157	계	S.T	8,466	22,907	1,230,962	4,759,297	3,269,872	12,919
	입원	I.P	212	1,786	4,606	1,548,850	1,206,328	359
	외래	O.P	8,415	21,121	1,226,356	3,210,447	2,063,543	12,850
158	계	S.T	17,706	39,789	1,332,677	4,190,399	2,966,179	23,644
	입원	I.P	89	1,796	3,220	581,657	469,283	132
	외래	O.P	17,674	37,993	1,329,457	3,608,742	2,496,896	23,602
159	계	S.T	396	1,725	56,489	535,273	389,249	571
	입원	I.P	50	757	1,364	360,875	275,382	82
	외래	O.P	371	968	55,125	174,398	113,868	542
160	계	S.T	5,333	22,554	774,728	14,584,595	11,956,306	6,700
	입원	I.P	772	8,735	19,517	11,826,801	10,296,084	852
	외래	O.P	5,142	13,819	755,211	2,757,795	1,660,222	6,482

주 : 진료일 기준 (한의원료 제외, 요양급여일수, 진료비와 급여비는 약국포함)

연령별 진료현황(총계) <계속>

Disease Categories by Age(Total) <Cont'd>

(단위 : 명, 일, 천원)

Unit : Person, Day, KRW 1,000

59 세			60 ~ 64 세				
요양급여일수 Reimbursed Days	진료비 Medical Expense	급여비 Benefit	진료실인원수 Patients	입내원일수 Visits	요양급여일수 Reimbursed Days	진료비 Medica Expense	급여비 Benefit
1,061,896	15,938,380	9,602,344	78,139	174,472	1,436,908	21,250,736	12,613,767
18,673	4,100,319	2,542,735	1,523	8,228	22,913	5,791,724	3,427,633
1,043,223	11,838,061	7,059,609	78,008	166,244	1,413,995	15,459,012	9,186,135
5,503,373	54,518,008	36,189,346	355,214	875,574	7,402,864	67,106,079	44,443,777
74,764	8,740,240	6,052,363	9,922	31,633	97,911	11,557,455	8,013,544
5,428,609	45,777,768	30,136,982	351,471	843,941	7,304,953	55,548,625	36,430,233
14,866	81,939	59,703	206	515	19,152	81,278	58,519
105	27,510	22,849	7	80	157	19,076	13,761
14,761	54,429	36,854	201	435	18,995	62,203	44,758
827,877	6,685,634	5,377,333	3,328	15,815	1,105,045	8,478,231	6,782,616
5,555	4,842,122	4,285,346	241	3,298	7,932	5,993,555	5,295,459
822,322	1,843,513	1,091,987	3,273	12,517	1,097,113	2,484,677	1,487,157
245,075,008	518,942,625	364,274,397	1,128,185	7,323,129	309,369,774	677,496,252	476,326,968
74,506	1,951,936	1,455,906	3,916	23,988	115,702	3,161,319	2,332,766
245,000,502	516,990,689	362,818,491	1,126,883	7,299,141	309,254,072	674,334,932	473,994,202
8,199,339	19,832,978	13,019,357	47,029	177,391	11,445,089	28,842,674	18,945,309
5,977	763,941	600,663	424	2,894	7,937	1,078,935	856,090
8,193,362	19,069,037	12,418,694	46,834	174,497	11,437,152	27,763,739	18,089,219
4,568,768	66,610,339	56,278,920	21,020	97,306	6,035,581	85,960,247	72,646,349
72,365	47,482,902	43,864,011	4,220	29,628	89,452	61,311,105	56,649,614
4,496,403	19,127,436	12,414,910	20,105	67,678	5,946,129	24,649,142	15,996,735
20,392,891	132,861,784	101,673,219	137,778	515,544	35,438,826	221,400,311	168,834,882
228,290	64,008,919	57,373,739	18,747	67,126	374,787	103,406,663	92,846,139
20,164,601	68,852,865	44,299,480	134,518	448,418	35,064,039	117,993,648	75,988,742
206,923	2,927,606	2,334,749	1,652	9,054	314,913	3,576,546	2,738,177
5,717	2,202,527	1,875,558	361	3,912	8,296	2,449,512	2,019,623
201,206	725,079	459,191	1,506	5,142	306,617	1,127,034	718,554
7,665,013	71,426,813	57,517,870	60,455	242,495	12,915,805	107,335,779	85,191,416
77,306	47,340,893	42,754,048	7,295	33,883	111,093	65,399,408	59,159,991
7,587,707	24,085,920	14,763,822	58,357	208,612	12,804,712	41,936,372	26,031,425
1,539,968	15,129,805	11,587,553	12,857	57,171	2,401,262	23,578,257	18,137,107
25,937	8,603,081	7,316,047	1,684	16,733	39,977	13,295,389	11,381,300
1,514,031	6,526,724	4,271,506	12,167	40,438	2,361,285	10,282,868	6,755,807
3,169,261	40,802,236	34,706,128	22,170	99,378	4,499,675	55,570,915	46,880,895
40,018	26,160,122	23,438,016	1,992	29,465	60,626	36,563,132	32,514,767
3,129,243	14,642,114	11,268,111	21,730	69,913	4,439,049	19,007,783	14,366,128
2,808,121	105,392,303	86,656,076	14,955	465,997	3,666,899	131,301,209	107,488,187
381,512	95,903,419	80,744,651	4,286	397,540	489,167	119,304,430	99,960,299
2,426,609	9,488,884	5,911,425	12,769	68,457	3,177,732	11,996,779	7,527,887
9,625,090	116,935,574	87,705,241	59,178	700,729	15,909,811	189,954,747	142,507,247
398,211	80,929,241	64,410,518	10,212	451,991	650,555	130,013,902	103,579,511
9,226,879	36,006,333	23,294,723	56,487	248,738	15,259,256	59,940,845	38,927,736
135,266	1,416,769	870,879	2,708	9,025	235,673	2,323,588	1,459,864
3,082	617,038	426,395	539	3,055	5,175	1,025,973	721,061
132,184	799,731	444,484	2,242	5,970	230,498	1,297,615	738,802
9,155,686	84,535,144	63,273,514	94,794	379,338	15,022,648	123,147,967	90,839,105
218,107	50,459,967	42,832,585	11,531	104,999	314,546	68,372,949	57,715,740
8,937,579	34,075,177	20,440,929	92,195	274,339	14,708,102	54,775,018	33,123,365
1,997,505	8,003,180	5,501,317	20,550	60,653	3,297,960	14,061,365	9,739,257
8,267	2,704,401	2,098,212	689	5,994	15,807	5,083,633	3,971,131
1,989,238	5,298,779	3,403,105	20,379	54,659	3,282,153	8,977,732	5,768,126
2,009,892	6,067,387	4,282,083	34,229	84,060	3,154,841	9,516,621	6,702,294
3,474	723,177	584,977	188	3,436	6,489	1,354,360	1,087,264
2,006,418	5,344,210	3,697,106	34,175	80,624	3,148,352	8,162,261	5,615,031
89,237	1,244,294	931,799	892	3,590	135,637	1,669,765	1,249,265
2,024	971,317	753,462	119	1,344	2,952	1,268,175	988,966
87,213	272,977	178,337	833	2,246	132,685	401,590	260,300
964,032	18,639,187	15,424,813	9,526	40,048	1,367,171	26,000,211	21,330,443
22,824	15,158,045	13,354,140	1,175	15,304	32,834	21,098,912	18,425,949
941,208	3,481,142	2,070,673	9,219	24,744	1,334,337	4,901,300	2,904,494

Note : Based on the Treatment Month (excluding herbal medicine, including pharmacy in Reimbursed Days, Medical Expense and Benefit)

제VI-2표
Table VI-2

298 질병분류별
Benefits by Classification of 298

구 분 Division			65 ~ 69 세				70 세 ~		
			진료실인원수 Patients	입내원일수 Visits	요양급여일수 Reimbursed Days	진료비 Medical Expense	급여비 Benefit	진료실인원수 Patients	입내원일수 Visits
141	계	S.T	84,578	181,534	1,486,419	20,956,073	12,832,665	76,543	160,362
	입원	I.P	1,328	7,325	19,704	5,225,232	3,294,803	953	5,378
	외래	O.P	84,465	174,209	1,466,715	15,730,840	9,537,862	76,457	154,984
142	계	S.T	342,271	903,275	8,186,753	66,355,712	45,693,286	268,305	752,596
	입원	I.P	9,339	31,513	92,746	11,153,652	7,741,397	6,672	23,783
	외래	O.P	338,858	871,762	8,094,007	55,202,060	37,951,889	265,912	728,813
143	계	S.T	182	1,093	20,494	142,245	103,680	111	365
	입원	I.P	9	527	596	73,499	54,729	9	86
	외래	O.P	175	566	19,898	68,746	48,951	107	279
144	계	S.T	3,679	19,826	1,188,254	11,539,529	9,438,735	3,338	18,439
	입원	I.P	292	5,576	10,659	8,641,766	7,696,572	308	5,667
	외래	O.P	3,612	14,250	1,177,595	2,897,762	1,742,163	3,243	12,772
145	계	S.T	1,073,219	7,364,388	299,366,478	687,805,456	497,532,439	806,439	5,846,500
	입원	I.P	4,130	33,286	128,716	4,204,558	3,136,064	3,706	44,823
	외래	O.P	1,071,781	7,331,102	299,237,762	683,600,898	494,396,375	804,947	5,801,677
146	계	S.T	52,150	206,693	12,816,786	33,610,630	22,327,279	44,858	188,704
	입원	I.P	465	3,445	8,698	1,140,652	875,269	446	4,042
	외래	O.P	51,917	203,248	12,808,088	32,469,979	21,452,011	44,635	184,662
147	계	S.T	21,746	102,594	6,300,759	86,964,204	73,385,670	17,663	87,288
	입원	I.P	4,176	32,131	89,582	61,508,079	56,814,125	3,549	30,394
	외래	O.P	20,756	70,463	6,211,177	25,456,125	16,571,545	16,664	56,894
148	계	S.T	165,086	631,754	43,830,816	265,465,580	201,845,398	148,915	584,734
	입원	I.P	20,590	79,128	424,606	119,448,031	107,446,659	17,424	71,738
	외래	O.P	161,653	552,626	43,406,210	146,017,549	94,398,738	146,019	512,996
149	계	S.T	2,252	13,491	439,150	4,595,245	3,417,592	2,536	18,201
	입원	I.P	507	6,288	13,368	3,005,569	2,416,425	621	10,170
	외래	O.P	2,074	7,203	425,782	1,589,676	1,001,167	2,304	8,031
150	계	S.T	73,082	299,714	16,772,446	127,821,663	99,379,738	69,147	290,695
	입원	I.P	8,156	39,121	126,327	69,444,455	62,400,532	7,241	40,698
	외래	O.P	70,731	260,593	16,646,119	58,377,208	36,979,206	66,677	249,997
151	계	S.T	16,925	79,794	3,102,469	31,414,064	24,159,230	19,709	99,385
	입원	I.P	2,261	26,245	55,766	18,555,650	15,749,573	2,931	35,956
	외래	O.P	15,934	53,549	3,046,703	12,858,414	8,409,658	18,425	63,429
152	계	S.T	24,898	111,460	5,136,169	64,033,721	53,741,952	23,439	115,693
	입원	I.P	2,254	31,550	64,145	42,907,882	37,964,760	2,388	39,604
	외래	O.P	24,420	79,910	5,072,024	21,125,839	15,777,191	22,876	76,089
153	계	S.T	15,137	498,041	3,648,053	132,343,214	107,719,963	12,144	437,107
	입원	I.P	4,387	430,937	518,483	120,198,264	100,018,388	3,852	386,081
	외래	O.P	12,712	67,104	3,129,570	12,144,950	7,701,575	9,840	51,026
154	계	S.T	74,110	907,208	20,124,577	236,399,760	177,453,940	76,183	1,066,504
	입원	I.P	11,718	591,059	821,441	160,100,544	127,709,440	12,727	747,011
	외래	O.P	70,708	316,149	19,303,136	76,299,216	49,744,500	71,847	319,493
155	계	S.T	3,216	13,166	314,411	3,129,978	2,084,085	3,173	16,260
	입원	I.P	557	5,543	8,051	1,506,853	1,133,465	544	8,566
	외래	O.P	2,737	7,623	306,360	1,623,124	950,619	2,686	7,694
156	계	S.T	106,093	436,346	18,049,467	136,344,269	99,652,114	91,081	394,003
	입원	I.P	11,610	115,210	319,943	70,481,178	59,364,557	8,648	107,470
	외래	O.P	103,490	321,136	17,729,524	65,863,091	40,287,557	88,960	286,533
157	계	S.T	22,656	73,764	3,834,523	19,740,240	13,992,365	18,548	65,205
	입원	I.P	1,026	10,135	26,073	8,996,674	7,055,342	1,106	12,309
	외래	O.P	22,441	63,629	3,808,450	10,743,565	6,937,023	18,302	52,896
158	계	S.T	38,687	95,954	3,622,564	10,753,071	7,733,456	32,844	86,078
	입원	I.P	219	1,926	4,440	1,386,786	1,101,318	176	2,893
	외래	O.P	38,615	94,028	3,618,124	9,366,285	6,632,138	32,777	83,185
159	계	S.T	1,090	5,008	168,122	2,306,585	1,725,625	1,040	4,836
	입원	I.P	144	2,226	3,900	1,781,660	1,380,440	154	2,120
	외래	O.P	1,014	2,782	164,222	524,925	345,184	953	2,716
160	계	S.T	11,534	50,395	1,714,475	34,837,342	28,500,304	11,556	55,898
	입원	I.P	1,520	19,305	39,932	28,485,466	24,712,012	1,636	24,288
	외래	O.P	11,164	31,090	1,674,543	6,351,876	3,788,292	11,145	31,610

주 : 진료일 기준 (한의원료 제외, 요양급여일수, 진료비와 급여비는 약국포함)

연령별 진료현황(총계) <계속>

Disease Categories by Age(Total) <Cont'd>

(단위 : 명, 일, 천원)

Unit : Person, Day, KRW 1,000

74 세			75 세이상				
요양급여일수 Reimbursed Days	진료비 Medical Expense	급여비 Benefit	진료실인원수 Patients	입내원일수 Visits	요양급여일수 Reimbursed Days	진료비 Medical Expense	급여비 Benefit
1,290,045	17,378,976	10,799,428	189,606	377,185	2,582,689	34,092,586	21,509,725
14,626	4,236,514	2,712,874	1,089	6,708	17,192	5,196,231	3,210,430
1,275,419	13,142,462	8,086,554	189,431	370,477	2,565,497	28,896,354	18,299,295
7,286,259	52,882,403	36,824,563	519,024	1,524,969	15,993,706	102,659,002	72,587,793
68,791	8,439,402	5,905,098	12,986	59,015	152,415	17,360,641	12,336,047
7,217,468	44,443,001	30,919,465	513,716	1,465,954	15,841,291	85,298,361	60,251,747
12,682	62,014	44,026	207	1,333	28,628	189,424	143,377
137	22,027	15,958	18	917	983	105,834	84,371
12,545	39,987	28,069	191	416	27,645	83,590	59,006
1,043,463	11,875,293	9,814,687	6,057	34,142	1,780,097	17,366,172	13,989,694
11,194	9,258,417	8,216,445	643	13,449	23,612	12,483,526	10,905,311
1,032,269	2,616,877	1,598,242	5,793	20,693	1,756,485	4,882,641	3,084,383
226,383,745	544,224,298	395,763,753	1,585,806	12,135,064	430,335,631	1,122,327,757	819,639,943
129,604	5,028,789	3,739,116	15,736	593,698	802,169	55,604,307	40,988,627
226,254,141	539,195,509	392,024,638	1,577,633	11,541,366	429,533,462	1,066,723,451	778,651,316
10,929,518	30,295,516	20,210,702	111,110	546,847	25,213,026	81,236,692	55,817,902
10,183	1,052,317	816,214	2,366	56,381	80,646	9,316,935	7,129,515
10,919,335	29,243,199	19,394,488	109,709	490,466	25,132,380	71,919,756	48,688,387
4,998,229	72,221,416	61,128,566	38,520	233,468	9,818,134	171,044,663	145,872,400
77,945	52,056,193	47,989,412	9,777	119,969	236,831	131,527,021	119,932,587
4,920,284	20,165,223	13,139,154	34,368	113,499	9,581,303	39,517,645	25,939,812
40,121,296	238,644,479	180,610,347	300,122	1,284,987	78,856,920	453,781,338	340,374,812
358,734	103,587,025	93,170,792	31,069	232,991	711,023	187,782,724	166,533,371
39,762,562	135,057,454	87,439,555	292,778	1,051,996	78,145,897	265,998,614	173,841,443
503,222	6,149,320	4,684,669	10,088	106,339	1,855,711	30,014,646	22,627,407
17,936	4,290,660	3,500,315	3,254	77,965	118,717	23,477,139	18,429,325
485,286	1,858,659	1,184,354	8,355	28,374	1,736,994	6,537,506	4,198,083
16,330,017	116,966,521	89,121,422	180,915	826,790	40,251,761	293,085,118	219,355,367
109,948	57,924,808	51,463,915	24,452	207,896	396,234	144,645,876	123,654,222
16,220,069	59,041,714	37,657,507	168,563	618,894	39,855,527	148,439,244	95,701,144
3,599,836	34,547,154	26,059,261	101,623	797,431	17,919,781	218,884,088	164,397,633
73,997	20,019,607	16,558,661	24,637	476,664	776,511	150,362,659	119,410,199
3,525,839	14,527,547	9,500,601	89,336	320,767	17,143,270	68,521,428	44,987,433
4,920,088	69,873,695	58,416,032	62,043	379,830	13,271,064	219,336,128	181,840,309
75,894	50,174,646	43,962,813	9,330	184,085	328,594	167,559,374	144,997,186
4,844,194	19,699,049	14,453,219	59,090	195,745	12,942,470	51,776,754	36,843,123
2,871,207	113,710,153	92,770,260	27,758	1,293,175	5,499,925	304,248,188	248,579,547
462,687	104,206,519	86,736,033	12,722	1,208,548	1,385,021	287,409,737	237,717,426
2,408,520	9,503,634	6,034,227	18,526	84,627	4,114,904	16,838,449	10,862,123
20,421,148	269,463,054	203,964,251	238,874	5,200,745	59,669,300	1,103,808,403	848,027,818
995,901	191,770,122	153,141,185	55,615	4,283,525	5,147,946	877,473,511	698,108,123
19,425,247	77,692,932	50,823,066	210,706	917,220	54,521,354	226,334,892	149,919,696
345,526	3,359,991	2,249,636	9,413	67,117	1,025,619	12,098,310	8,373,605
10,481	1,674,923	1,242,518	1,985	44,442	52,558	7,280,321	5,380,507
335,045	1,685,068	1,007,118	7,626	22,675	973,061	4,817,990	2,993,099
16,252,761	115,362,998	83,992,025	169,059	914,544	31,078,838	210,314,764	150,632,866
251,565	55,902,388	47,253,360	14,165	368,924	547,539	94,076,137	76,903,096
16,001,196	59,460,610	36,738,665	162,737	545,620	30,531,299	116,238,627	73,729,770
3,190,474	19,876,159	14,280,925	30,847	135,642	5,356,032	42,574,296	31,055,253
28,232	10,575,186	8,302,518	2,555	45,221	82,572	26,544,178	20,741,286
3,162,242	9,300,973	5,978,407	30,043	90,421	5,273,460	16,030,117	10,313,964
3,097,412	9,282,445	6,726,058	67,802	182,732	5,992,852	20,182,366	14,719,601
5,296	1,304,915	1,045,159	635	10,582	19,106	4,361,324	3,438,462
3,092,116	7,977,530	5,680,899	67,487	172,150	5,973,746	15,821,043	11,281,138
152,721	1,995,326	1,500,174	2,399	14,286	341,871	5,835,584	4,423,286
3,948	1,522,728	1,189,140	498	8,318	14,686	4,785,545	3,731,012
148,773	472,598	311,034	2,083	5,968	327,185	1,050,039	692,278
1,754,882	39,687,107	32,699,385	25,902	155,612	3,923,536	100,713,283	83,353,091
47,100	33,245,888	28,860,025	4,753	85,417	146,235	86,625,785	74,836,921
1,707,782	6,441,219	3,839,360	24,295	70,195	3,777,301	14,087,498	8,516,172

Note : Based on the Treatment Month (excluding herbal medicine, including pharmacy in Reimbursed Days, Medical Expense and Benefit)

제VI-2표
Table VI-2

298 질병분류별
Benefits by Classification of 298

구 분 Division			총 계 G.T				0 세	
			진료실의원수 Patients	입내원일수 Visits	요양급여일수 Reimbursed Days	진료비 Medical Expense	급여비 Benefit	진료실의원수 Patients
161	계	S.T	37,521	134,317	4,426,933	33,327,791	24,112,502	10
	입원	I.P	3,575	42,394	91,977	19,398,683	15,262,698	3
	외래	O.P	36,207	91,923	4,334,956	13,929,108	8,849,804	9
162	계	S.T	244,406	627,913	12,818,368	69,313,123	49,574,632	3
	입원	I.P	47,927	76,190	415,886	33,304,430	25,862,418	-
	외래	O.P	243,186	551,723	12,402,482	36,008,693	23,712,214	3
163	계	S.T	616,900	1,709,609	11,670,583	269,258,688	198,092,959	54
	입원	I.P	142,244	333,498	614,967	179,073,185	137,466,597	-
	외래	O.P	610,945	1,376,111	11,055,616	90,185,503	60,626,361	54
164	계	S.T	366,630	814,690	18,306,747	110,343,571	78,526,376	184
	입원	I.P	21,576	102,657	258,526	49,911,527	39,590,916	19
	외래	O.P	354,067	712,033	18,048,221	60,432,045	38,935,460	175
165	계	S.T	9,057,728	19,557,442	97,831,553	725,521,257	536,698,288	41,577
	입원	I.P	74,928	323,388	600,799	50,524,797	42,942,444	779
	외래	O.P	9,036,476	19,234,054	97,230,754	674,996,460	493,755,844	41,260
166	계	S.T	3,249,110	6,185,185	34,104,980	237,787,734	174,113,289	5,083
	입원	I.P	5,914	26,305	51,416	4,737,704	3,907,462	113
	외래	O.P	3,245,629	6,158,880	34,053,564	233,050,029	170,205,827	5,007
167	계	S.T	12,633,182	32,048,169	174,315,978	1,164,081,204	860,792,343	101,928
	입원	I.P	65,936	186,747	424,598	37,738,299	31,241,985	1,364
	외래	O.P	12,611,883	31,861,422	173,891,380	1,126,342,905	829,550,358	101,631
168	계	S.T	3,541,782	5,311,590	24,231,967	359,378,217	278,546,924	8,532
	입원	I.P	159,110	633,182	1,268,302	150,535,926	131,403,904	2,124
	외래	O.P	3,435,977	4,678,408	22,963,665	208,842,292	147,143,020	7,011
169	계	S.T	1,194,716	6,308,111	22,238,987	1,221,394,872	970,902,264	11,114
	입원	I.P	323,292	3,727,797	5,658,857	1,080,905,321	873,831,518	4,620
	외래	O.P	1,035,520	2,580,314	16,580,130	140,489,551	97,070,747	9,055
170	계	S.T	17,579,479	64,324,971	325,349,607	2,313,330,890	1,728,314,234	100,641
	입원	I.P	124,567	702,422	1,356,998	132,644,204	112,060,263	6,214
	외래	O.P	17,564,515	63,622,549	323,992,609	2,180,686,686	1,616,253,971	100,203
171	계	S.T	2,205,562	5,578,625	29,653,505	317,151,889	226,014,721	3,604
	입원	I.P	27,568	84,365	233,640	63,718,865	45,622,670	10
	외래	O.P	2,198,119	5,494,260	29,419,865	253,433,024	180,392,050	3,594
172	계	S.T	8,922,388	22,330,763	159,710,002	959,849,680	688,096,825	36,937
	입원	I.P	54,842	117,089	353,700	71,494,438	52,360,287	77
	외래	O.P	8,915,501	22,213,674	159,356,302	888,355,242	635,736,538	36,904
173	계	S.T	465,510	893,352	4,135,158	74,819,484	54,914,736	246
	입원	I.P	22,315	65,158	194,482	37,392,875	29,765,806	3
	외래	O.P	462,612	828,194	3,940,676	37,426,610	25,148,930	244
174	계	S.T	2,049,260	4,042,558	24,392,712	232,764,985	162,557,531	3,801
	입원	I.P	24,005	101,264	259,755	36,846,747	28,305,709	244
	외래	O.P	2,041,149	3,941,294	24,132,957	195,918,238	134,251,822	3,637
175	계	S.T	3,125,169	7,334,373	62,199,531	498,379,399	354,542,503	3,759
	입원	I.P	42,987	619,043	1,015,964	141,965,923	109,606,457	45
	외래	O.P	3,103,385	6,715,330	61,183,567	356,413,476	244,936,047	3,729
176	계	S.T	1,047,659	3,187,452	47,463,851	286,776,251	199,812,708	4,200
	입원	I.P	25,573	292,564	523,426	59,681,716	46,442,018	83
	외래	O.P	1,037,805	2,894,888	46,940,425	227,094,535	153,370,690	4,131
177	계	S.T	85,539	290,949	6,621,069	47,386,004	30,606,977	-
	입원	I.P	4,707	47,159	90,787	17,744,130	13,593,434	-
	외래	O.P	83,848	243,790	6,530,282	29,641,874	17,013,543	-
178	계	S.T	6,349	18,386	279,443	2,784,996	1,870,292	-
	입원	I.P	432	7,180	12,051	1,467,416	1,111,478	-
	외래	O.P	6,047	11,206	267,392	1,317,581	758,813	-
179	계	S.T	1,046,393	3,536,095	22,232,568	833,862,143	651,713,712	2,560
	입원	I.P	74,834	1,332,943	2,083,893	635,148,347	510,715,235	261
	외래	O.P	1,006,870	2,203,152	20,148,675	198,713,796	140,998,478	2,423
180	계	S.T	6,234,536	10,691,804	13,443,377	612,126,508	433,874,437	356
	입원	I.P	1,724	2,589	7,204	1,035,635	870,962	-
	외래	O.P	6,233,528	10,689,215	13,436,173	611,090,873	433,003,475	356

주 : 진료일 기준 (한의원분류 제외, 요양급여일수, 진료비와 급여비는 약국포함)

연령별 진료현황(총계) <계속>

Disease Categories by Age(Total) <Cont'd>

(단위 : 명, 일, 천원)

Unit : Person, Day, KRW 1,000

0Age			1 ~ 4세				
요양급여일수 Reimbursed Days	진료비 Medical Expense	급여비 Benefit	진료실인원수 Patients	입내원일수 Visits	요양급여일수 Reimbursed Days	진료비 Medica Expense	급여비 Benefit
611	25,601	24,287	44	143	586	38,409	31,517
49	22,204	21,437	6	64	78	28,687	25,042
562	3,397	2,850	41	79	508	9,723	6,475
5	70	63	14	24	61	1,029	672
-	-	-	-	-	-	-	-
5	70	63	14	24	61	1,029	672
102	1,615	1,459	1,216	1,414	4,079	61,492	49,145
-	-	-	9	14	32	10,362	9,013
102	1,615	1,459	1,213	1,400	4,047	51,130	40,132
793	54,362	49,639	3,444	8,176	32,712	929,901	773,605
198	42,106	38,891	331	1,386	2,825	533,867	475,880
595	12,256	10,749	3,225	6,790	29,887	396,034	297,725
413,267	3,127,232	2,794,347	647,492	2,727,238	12,901,989	104,923,163	85,816,630
5,606	458,338	407,473	32,778	141,853	258,163	21,592,326	19,010,825
407,661	2,668,894	2,386,874	641,575	2,585,385	12,643,826	83,330,837	66,805,806
43,882	359,665	323,402	137,541	401,110	1,965,017	14,374,363	11,743,934
848	71,542	64,495	2,893	12,962	23,635	2,077,033	1,812,451
43,034	288,124	258,906	135,910	388,148	1,941,382	12,297,330	9,931,483
1,295,949	8,950,463	8,035,475	839,023	5,577,956	28,615,487	184,129,236	149,470,634
7,259	683,549	625,413	25,253	68,942	144,499	12,886,543	11,514,606
1,288,690	8,266,913	7,410,062	835,447	5,509,014	28,470,988	171,242,693	137,956,027
63,884	2,133,910	1,962,429	182,496	362,438	1,450,891	31,850,662	27,757,685
14,955	1,729,287	1,610,187	23,043	93,759	178,496	20,639,893	18,909,181
48,929	404,622	352,241	167,236	268,679	1,272,395	11,210,769	8,848,504
145,204	8,059,241	7,252,164	279,681	1,485,730	5,267,920	158,565,941	136,121,422
52,179	7,280,656	6,569,206	99,519	658,155	1,177,849	124,687,626	109,607,044
93,025	778,585	682,959	248,283	827,575	4,090,071	33,878,315	26,514,378
2,146,401	22,703,264	20,355,178	1,035,202	14,811,761	67,363,413	498,654,333	405,185,042
64,919	8,829,076	7,990,661	57,410	317,308	603,089	59,185,555	51,733,876
2,081,482	13,874,188	12,364,517	1,034,568	14,494,453	66,760,324	439,468,778	353,451,166
37,626	255,406	227,780	143,430	633,254	2,971,235	20,005,788	16,099,753
55	4,220	3,842	493	1,456	3,175	294,955	260,169
37,571	251,186	223,938	143,178	631,798	2,968,060	19,710,834	15,839,584
411,984	2,571,202	2,302,893	651,017	3,164,704	17,103,406	98,647,445	79,547,581
360	26,420	23,497	1,354	4,845	8,986	675,648	581,204
411,624	2,544,782	2,279,396	650,791	3,159,859	17,094,420	97,971,797	78,966,378
2,012	16,879	14,672	14,981	43,610	204,383	3,574,866	2,925,805
25	2,050	1,605	1,128	3,265	11,077	1,944,043	1,729,255
1,987	14,829	13,067	14,830	40,345	193,306	1,630,823	1,196,551
36,087	530,665	477,365	78,327	262,040	1,149,028	10,613,686	8,525,318
1,655	276,377	256,274	3,686	13,893	28,127	2,503,551	2,185,128
34,432	254,288	221,091	76,478	248,147	1,120,901	8,110,135	6,340,190
41,927	308,116	273,309	97,414	422,250	1,878,339	13,458,841	10,721,361
314	27,526	24,651	746	2,493	5,835	530,181	450,260
41,613	280,590	248,658	96,983	419,757	1,872,504	12,928,661	10,271,101
39,609	371,671	329,275	117,145	375,564	2,009,364	16,253,290	13,186,667
841	81,210	70,415	2,808	15,610	32,469	3,184,069	2,763,850
38,768	290,461	258,861	115,727	359,954	1,976,895	13,069,221	10,422,817
-	-	-	2	3	9	98	45
-	-	-	-	-	-	-	-
-	-	-	2	3	9	98	45
-	-	-	3	3	49	199	159
-	-	-	-	-	-	-	-
-	-	-	3	3	49	199	159
29,697	2,651,305	2,494,952	47,765	189,194	885,316	9,299,689	7,922,375
4,933	2,471,972	2,335,937	557	5,696	12,033	3,719,379	3,405,525
24,764	179,333	159,015	47,445	183,498	873,283	5,580,310	4,516,851
395	7,363	6,983	212,051	367,544	382,087	15,854,097	12,674,590
-	-	-	58	55	152	44,843	40,165
395	7,363	6,983	212,035	367,489	381,935	15,809,254	12,634,426

Note : Based on the Treatment Month (excluding herbal medicine, including pharmacy in Reimbursed Days, Medical Expense and Benefit)

제VI-2표
Table VI-2

298 질병분류별
Benefits by Classification of 298

구 분 Division			5 ~ 9 세				10 세 ~	
			진료실인원수 Patients	입내원일수 Visits	요양급여일수 Reimbursed Days	진료비 Medical Expense	급여비 Benefit	진료실인원수 Patients
161	계	S.T	54	160	1,899	48,040	40,345	85
	입원	I.P	8	62	203	33,701	31,022	7
	외래	O.P	52	98	1,696	14,339	9,323	84
162	계	S.T	29	32	49	1,271	793	131
	입원	I.P	-	-	-	-	-	9
	외래	O.P	29	32	49	1,271	793	130
163	계	S.T	1,436	1,731	6,172	96,681	71,269	2,325
	입원	I.P	19	35	60	15,598	14,668	133
	외래	O.P	1,433	1,696	6,112	81,083	56,601	2,317
164	계	S.T	8,275	17,826	69,646	2,127,649	1,642,993	10,901
	입원	I.P	965	3,949	7,706	1,156,672	1,033,584	1,359
	외래	O.P	7,656	13,877	61,940	970,976	609,409	10,057
165	계	S.T	901,467	2,856,670	13,928,975	107,581,176	80,382,376	750,444
	입원	I.P	19,909	87,374	157,602	13,792,972	12,075,826	4,153
	외래	O.P	896,988	2,769,296	13,771,373	93,788,204	68,306,551	749,044
166	계	S.T	215,265	568,905	2,906,159	19,216,485	14,179,140	206,957
	입원	I.P	712	3,279	5,904	552,354	481,067	163
	외래	O.P	214,831	565,626	2,900,255	18,664,132	13,698,073	206,869
167	계	S.T	1,108,375	4,745,961	25,383,318	165,869,455	122,479,191	861,729
	입원	I.P	10,858	30,077	60,071	5,528,356	4,872,327	2,935
	외래	O.P	1,105,583	4,715,884	25,323,247	160,341,099	117,606,864	860,502
168	계	S.T	679,775	1,253,359	5,351,369	87,122,442	70,671,787	716,969
	입원	I.P	48,636	197,919	380,102	42,792,954	39,163,862	28,715
	외래	O.P	650,919	1,055,440	4,971,267	44,329,488	31,507,925	699,162
169	계	S.T	208,468	791,132	3,209,904	74,568,128	61,704,159	67,384
	입원	I.P	42,453	259,177	468,644	51,711,551	45,378,477	9,129
	외래	O.P	191,985	531,955	2,741,260	22,856,577	16,325,682	62,906
170	계	S.T	1,653,336	13,399,879	63,922,662	454,957,491	336,986,994	1,406,924
	입원	I.P	24,246	134,053	250,591	24,500,877	21,238,046	6,631
	외래	O.P	1,652,625	13,265,826	63,672,071	430,456,613	315,748,948	1,406,013
171	계	S.T	220,740	794,887	3,918,721	28,544,906	20,910,343	164,417
	입원	I.P	398	1,470	3,328	406,930	339,877	383
	외래	O.P	220,539	793,417	3,915,393	28,137,976	20,570,465	164,267
172	계	S.T	997,346	3,881,238	23,929,746	134,403,163	97,989,665	733,422
	입원	I.P	810	2,737	5,191	461,030	393,330	714
	외래	O.P	997,205	3,878,501	23,924,555	133,942,132	97,596,336	733,310
173	계	S.T	35,264	101,495	436,829	15,061,369	12,058,885	29,587
	입원	I.P	5,965	17,636	57,190	10,616,528	9,343,670	1,858
	외래	O.P	34,818	83,859	379,639	4,444,842	2,715,215	29,346
174	계	S.T	107,499	286,752	1,301,238	11,807,706	8,661,446	99,472
	입원	I.P	2,371	9,784	19,411	1,936,769	1,678,385	663
	외래	O.P	106,322	276,968	1,281,827	9,870,937	6,983,061	99,073
175	계	S.T	136,587	454,260	2,155,635	15,290,695	11,151,581	120,880
	입원	I.P	474	1,670	4,066	358,321	307,840	293
	외래	O.P	136,279	452,590	2,151,569	14,932,374	10,843,741	120,677
176	계	S.T	124,475	356,402	2,260,716	17,048,190	12,429,740	48,570
	입원	I.P	2,160	11,067	26,426	2,551,539	2,239,958	1,101
	외래	O.P	123,528	345,335	2,234,290	14,496,651	10,189,783	48,034
177	계	S.T	16	40	831	4,391	2,506	42
	입원	I.P	-	-	-	-	-	4
	외래	O.P	16	40	831	4,391	2,506	39
178	계	S.T	2	2	95	325	234	8
	입원	I.P	-	-	-	-	-	-
	외래	O.P	2	2	95	325	234	8
179	계	S.T	62,816	202,648	969,879	8,197,557	6,332,362	46,338
	입원	I.P	278	2,866	6,460	1,744,050	1,582,884	341
	외래	O.P	62,660	199,782	963,419	6,453,507	4,749,478	46,223
180	계	S.T	915,983	1,793,372	1,871,958	130,513,201	94,560,855	700,256
	입원	I.P	254	389	835	318,755	284,054	124
	외래	O.P	915,954	1,792,983	1,871,123	130,194,446	94,276,801	700,238

주 : 진료일 기준 (한의원료 제외, 요양급여일수, 진료비와 급여비는 약국포함)

연령별 진료현황(총계) <계속>

Disease Categories by Age(Total) <Cont'd>

(단위 : 명, 일, 천원)

Unit : Person, Day, KRW 1,000

14 세			15 ~ 19 세				
요양급여일수 Reimbursed Days	진료비 Medical Expense	급여비 Benefit	진료실인원수 Patients	입내원일수 Visits	요양급여일수 Reimbursed Days	진료비 Medical Expense	급여비 Benefit
3,977	114,957	100,823	196	473	8,201	121,806	89,463
438	84,549	77,581	13	100	320	81,509	66,469
3,539	30,408	23,242	193	373	7,881	40,297	22,994
2,095	13,864	9,944	863	1,647	28,610	149,163	105,242
98	3,966	3,639	110	162	1,104	57,547	45,635
1,997	9,898	6,305	858	1,485	27,506	91,616	59,607
19,095	327,216	254,820	10,772	21,638	138,627	2,898,516	2,173,718
422	132,152	121,511	1,582	2,989	5,027	1,715,837	1,365,116
18,673	195,065	133,310	10,688	18,649	133,600	1,182,679	808,602
80,743	2,948,170	2,210,487	12,862	23,297	128,383	3,207,315	2,232,789
10,114	1,682,595	1,503,922	1,288	4,003	9,386	1,747,781	1,398,757
70,629	1,265,575	706,565	12,147	19,294	118,997	1,459,534	834,032
8,047,713	58,317,531	41,647,144	641,549	1,333,511	5,681,732	44,964,114	32,210,724
33,993	2,999,261	2,604,944	2,449	10,740	20,420	1,983,005	1,566,666
8,013,720	55,318,270	39,042,199	640,585	1,322,771	5,661,312	42,981,109	30,644,057
2,140,063	14,867,166	10,611,264	214,417	403,036	1,841,086	14,047,544	10,068,551
1,638	159,071	137,224	117	617	1,154	106,413	83,404
2,138,425	14,708,095	10,474,040	214,344	402,419	1,839,932	13,941,131	9,985,146
11,147,150	76,724,856	54,480,772	802,068	1,835,882	8,280,645	63,311,576	45,197,704
19,258	1,688,854	1,469,437	2,244	6,543	14,059	1,285,614	1,017,510
11,127,892	75,036,001	53,011,335	801,171	1,829,339	8,266,586	62,025,962	44,180,194
5,081,188	66,535,194	51,787,173	366,110	506,103	2,351,928	29,696,722	22,261,548
227,185	24,539,937	22,440,032	11,001	41,233	84,445	9,085,403	7,808,169
4,854,003	41,995,257	29,347,141	358,746	464,870	2,267,483	20,611,319	14,453,379
796,730	18,063,241	14,751,445	31,440	74,250	320,357	7,014,453	5,370,213
108,089	12,450,625	10,943,110	2,874	19,484	37,064	4,604,601	3,732,040
688,641	5,612,616	3,808,334	29,980	54,766	283,293	2,409,852	1,638,173
23,883,847	172,680,795	122,891,174	1,111,418	3,039,403	13,305,078	103,387,126	73,956,710
70,933	6,916,010	5,997,054	3,252	17,935	34,376	3,227,219	2,582,876
23,812,914	165,764,786	116,894,120	1,110,759	3,021,468	13,270,702	100,159,907	71,373,835
2,188,158	18,126,333	12,855,375	149,204	337,597	1,672,655	17,032,944	12,071,510
3,635	798,225	655,523	898	2,921	7,225	2,065,539	1,522,953
2,184,523	17,328,108	12,199,852	148,963	334,676	1,665,430	14,967,405	10,548,557
12,316,466	69,777,597	48,911,290	574,544	1,281,060	7,842,131	52,594,910	36,920,552
5,248	799,422	673,158	3,936	7,603	21,535	4,554,026	3,399,847
12,311,218	68,978,174	48,238,131	574,153	1,273,457	7,820,596	48,040,885	33,520,705
289,288	5,914,351	4,567,696	31,442	58,817	252,117	4,478,276	3,239,470
17,287	3,376,587	2,946,774	1,274	4,078	11,429	2,195,378	1,704,835
272,001	2,537,764	1,620,922	31,271	54,739	240,688	2,282,898	1,534,635
942,519	8,202,847	5,806,073	110,645	204,784	940,550	9,310,845	6,592,040
5,959	631,172	556,682	690	2,784	6,713	795,381	616,335
936,560	7,571,675	5,249,392	110,309	202,000	933,837	8,515,464	5,975,705
1,268,184	9,495,361	6,712,494	144,659	276,425	1,195,655	10,682,965	7,630,040
3,242	250,314	216,946	753	3,522	7,318	1,017,528	840,353
1,264,942	9,245,047	6,495,548	144,162	272,903	1,188,337	9,665,437	6,789,687
975,756	7,241,308	4,942,214	29,842	71,122	711,526	5,556,983	3,704,137
16,245	1,416,827	1,256,312	776	4,618	12,398	1,112,959	910,461
959,511	5,824,481	3,685,902	29,542	66,504	699,128	4,444,024	2,793,676
2,739	21,589	13,875	80	222	2,852	39,540	27,533
28	5,606	4,906	8	57	142	20,872	16,487
2,711	15,983	8,969	78	165	2,710	18,669	11,047
97	466	327	3	3	101	420	293
-	-	-	-	-	-	-	-
97	466	327	3	3	101	420	293
483,145	5,423,782	4,238,967	46,709	110,890	418,512	18,590,621	14,319,024
6,931	2,039,757	1,860,009	2,779	20,930	45,331	15,284,214	12,138,219
476,214	3,384,026	2,378,957	46,435	89,960	373,181	3,306,407	2,180,805
1,312,321	118,522,498	83,949,410	352,513	578,608	647,631	24,567,282	17,392,885
527	178,886	161,536	69	84	284	73,893	59,521
1,311,794	118,343,612	83,787,875	352,492	578,524	647,347	24,493,389	17,333,364

Note : Based on the Treatment Month (excluding herbal medicine, including pharmacy in Reimbursed Days, Medical Expense and Benefit)

제VI-2표
Table VI-2

298 질병분류별
Benefits by Classification of 298

구 분 Division	20 ~ 24 세					25 세 ~	
	진료실인원수 Patients	입내원일수 Visits	요양급여일수 Reimbursed Days	진료비 Medical Expense	급여비 Benefit	진료실인원수 Patients	입내원일수 Visits
161 계	S.T 398	1,105	26,235	299,578	213,289	810	2,317
	I.P 43	297	803	209,071	158,744	80	575
	O.P 386	808	25,432	90,507	54,545	789	1,742
162 계	S.T 3,063	6,921	99,770	643,608	456,110	7,540	16,664
	I.P 511	799	4,304	299,686	232,101	1,122	1,636
	O.P 3,055	6,122	95,466	343,922	224,009	7,509	15,028
163 계	S.T 28,537	64,867	395,933	9,885,431	7,336,218	49,908	121,470
	I.P 5,636	11,305	19,572	6,414,257	4,977,937	11,160	22,136
	O.P 28,270	53,562	376,361	3,471,174	2,358,281	49,469	99,334
164 계	S.T 14,484	26,573	226,322	3,655,595	2,466,540	19,912	35,855
	I.P 1,131	3,126	7,801	1,903,054	1,441,345	1,202	3,457
	O.P 13,973	23,447	218,521	1,752,541	1,025,195	19,351	32,398
165 계	S.T 467,033	736,845	3,330,818	28,140,663	19,995,241	557,406	860,692
	I.P 1,735	6,071	13,175	1,356,659	1,013,276	1,884	5,978
	O.P 466,214	730,774	3,317,643	26,784,005	18,981,966	556,452	854,714
166 계	S.T 176,919	261,647	1,281,392	10,344,911	7,368,400	208,991	302,408
	I.P 95	377	822	82,197	62,022	120	417
	O.P 176,858	261,270	1,280,570	10,262,713	7,306,378	208,923	301,991
167 계	S.T 647,674	1,098,593	5,276,520	43,082,311	30,515,735	785,142	1,302,097
	I.P 1,939	4,254	10,686	959,944	720,658	2,443	4,801
	O.P 646,606	1,094,339	5,265,834	42,122,367	29,795,077	783,815	1,297,296
168 계	S.T 156,725	188,046	906,330	11,742,013	8,416,876	199,880	236,122
	I.P 4,035	10,943	26,179	2,713,569	2,184,201	4,368	10,261
	O.P 153,662	177,103	880,151	9,028,444	6,232,675	196,492	225,861
169 계	S.T 18,398	37,244	168,342	4,804,229	3,563,449	21,931	43,839
	I.P 1,248	9,243	17,805	3,278,842	2,553,673	1,359	10,032
	O.P 17,853	28,001	150,537	1,525,387	1,009,775	21,349	33,807
170 계	S.T 829,139	1,544,718	7,197,807	57,881,231	41,153,952	959,083	1,728,217
	I.P 1,049	4,656	9,719	872,509	649,801	1,100	4,325
	O.P 828,706	1,540,062	7,188,088	57,008,722	40,504,151	958,640	1,723,892
171 계	S.T 119,047	214,423	1,102,932	13,395,278	9,372,032	141,766	250,232
	I.P 1,041	3,158	7,939	2,420,826	1,716,858	1,426	3,631
	O.P 118,814	211,265	1,094,993	10,974,452	7,655,174	141,466	246,601
172 계	S.T 445,728	812,037	5,519,380	44,003,584	30,606,444	528,786	952,257
	I.P 7,125	13,559	37,571	8,092,483	5,932,639	8,402	13,928
	O.P 445,061	798,478	5,481,809	35,911,101	24,673,805	527,955	938,329
173 계	S.T 33,832	60,650	249,050	6,732,671	4,693,258	41,867	73,307
	I.P 2,511	7,820	22,051	4,195,559	3,053,138	3,045	8,526
	O.P 33,542	52,830	226,999	2,537,113	1,640,120	41,537	64,781
174 계	S.T 105,328	164,464	834,718	9,576,474	6,630,533	136,847	214,251
	I.P 1,078	4,130	10,607	1,364,591	1,011,095	1,346	4,828
	O.P 104,883	160,334	824,111	8,211,883	5,619,438	136,394	209,423
175 계	S.T 129,824	195,740	899,924	8,334,161	5,811,223	157,099	231,856
	I.P 637	2,826	6,038	669,403	506,020	706	2,756
	O.P 129,348	192,914	893,886	7,664,757	5,305,204	156,581	229,100
176 계	S.T 28,446	62,489	870,145	5,983,628	3,921,545	36,429	81,234
	I.P 601	2,906	7,485	861,031	657,977	702	2,720
	O.P 28,250	59,583	862,660	5,122,596	3,263,567	36,221	78,514
177 계	S.T 169	434	6,582	74,027	48,017	293	728
	I.P 12	54	128	30,688	23,596	15	61
	O.P 163	380	6,454	43,340	24,420	289	667
178 계	S.T 6	7	117	602	423	3	3
	I.P -	-	-	-	-	-	-
	O.P 6	7	117	602	423	3	3
179 계	S.T 34,560	65,959	285,867	11,363,764	8,505,863	37,437	66,130
	I.P 1,632	13,579	28,626	9,031,944	7,009,324	1,359	11,059
	O.P 34,257	52,380	257,241	2,331,820	1,496,539	37,117	55,071
180 계	S.T 309,461	505,326	642,344	23,513,796	16,271,901	370,495	609,375
	I.P 70	79	383	80,288	61,388	68	260
	O.P 309,437	505,247	641,961	23,433,508	16,210,513	370,470	609,115

주 : 진료일 기준 (한의원료 제외, 요양급여일수, 진료비와 급여비는 약국포함)

연령별 진료현황(총계) <계속>

Disease Categories by Age(Total) <Cont'd>

(단위 : 명, 일, 천원)

Unit : Person, Day, KRW 1,000

29 세			30 ~ 34 세				
요양급여일수 Reimbursed Days	진료비 Medical Expense	급여비 Benefit	진료실인원수 Patients	입내원일수 Visits	요양급여일수 Reimbursed Days	진료비 Medica Expense	급여비 Benefit
56,054	599,033	417,397	1,132	3,079	83,229	699,273	478,897
2,002	379,079	287,399	86	517	1,674	379,555	288,861
54,052	219,954	129,997	1,109	2,562	81,555	319,719	190,036
268,807	1,531,105	1,077,490	10,309	23,287	386,744	2,074,800	1,471,562
9,151	644,927	500,230	1,654	2,180	12,761	842,507	657,795
259,656	886,178	577,260	10,283	21,107	373,983	1,232,292	813,767
724,738	19,526,080	14,519,575	57,633	147,417	882,306	24,228,148	17,968,952
39,672	12,967,288	10,065,958	13,646	27,917	50,380	16,239,580	12,552,075
685,066	6,558,793	4,453,617	57,090	119,500	831,926	7,988,568	5,416,877
415,752	4,433,141	3,028,783	20,658	38,678	495,589	4,904,376	3,395,861
8,811	2,105,267	1,605,520	1,089	3,650	9,676	2,319,470	1,771,619
406,941	2,327,875	1,423,263	20,217	35,028	485,913	2,584,906	1,624,242
3,970,519	33,643,899	23,867,923	618,301	1,040,150	4,933,929	40,380,249	28,615,293
13,403	1,248,628	928,987	1,856	6,053	13,703	1,204,163	902,921
3,957,116	32,395,271	22,938,936	617,441	1,034,097	4,920,226	39,176,086	27,712,372
1,543,173	12,739,498	9,069,361	227,169	350,808	1,826,426	14,896,778	10,595,674
874	95,766	70,381	166	549	1,168	147,026	109,810
1,542,299	12,643,732	8,998,980	227,072	350,259	1,825,078	14,749,752	10,485,863
6,452,985	53,110,182	37,618,378	845,417	1,514,257	7,730,908	62,018,755	43,929,838
12,766	1,120,795	846,975	2,249	4,856	13,119	1,163,753	874,782
6,440,219	51,989,386	36,771,404	844,254	1,509,401	7,717,789	60,855,001	43,055,057
1,128,449	13,771,219	9,777,867	211,534	256,797	1,208,838	14,822,908	10,596,264
25,955	2,540,039	2,034,230	4,678	12,772	30,046	3,050,007	2,452,224
1,102,494	11,231,180	7,743,637	207,981	244,025	1,178,792	11,772,901	8,144,040
200,127	5,408,735	3,986,895	30,037	63,738	294,981	8,139,963	6,029,141
19,192	3,486,982	2,713,213	2,023	14,773	28,307	5,399,551	4,217,853
180,935	1,921,752	1,273,682	29,179	48,965	266,674	2,740,413	1,811,288
8,269,706	67,019,220	47,594,815	1,061,013	2,196,119	10,725,065	84,833,891	60,066,596
10,013	826,976	613,484	1,442	6,425	13,307	1,120,465	831,027
8,259,693	66,192,244	46,981,330	1,060,539	2,189,694	10,711,758	83,713,426	59,235,568
1,284,673	16,589,058	11,617,299	164,182	315,740	1,632,760	21,066,849	14,730,507
9,616	3,058,621	2,188,258	1,811	4,670	11,987	4,001,290	2,836,273
1,275,057	13,530,436	9,429,041	163,795	311,070	1,620,773	17,065,560	11,894,234
6,605,143	53,136,464	37,039,595	572,141	1,083,276	7,598,670	57,805,660	40,250,075
37,587	8,823,567	6,504,354	6,954	11,889	33,247	7,706,802	5,668,137
6,567,556	44,312,897	30,535,242	571,407	1,071,387	7,565,423	50,098,858	34,581,939
301,582	8,069,820	5,640,942	43,519	75,641	324,977	7,046,847	4,917,356
24,429	4,865,618	3,541,910	2,370	6,463	18,298	3,751,547	2,725,594
277,153	3,204,201	2,099,032	43,187	69,178	306,679	3,295,300	2,191,763
1,126,723	12,957,821	8,942,775	152,086	247,608	1,325,724	14,499,961	9,997,406
13,361	1,856,238	1,373,110	1,267	4,295	12,562	1,627,002	1,203,242
1,113,362	11,101,583	7,569,665	151,683	243,313	1,313,162	12,872,959	8,794,164
1,100,160	10,045,736	6,970,397	181,757	291,126	1,401,337	12,626,497	8,767,486
6,601	611,764	454,780	849	4,140	9,976	849,541	634,450
1,093,559	9,433,972	6,515,616	181,175	286,986	1,391,361	11,776,956	8,133,036
1,080,309	7,550,899	5,028,830	42,357	96,782	1,350,214	8,803,482	5,867,767
7,504	858,335	658,596	664	2,527	6,906	820,019	630,042
1,072,805	6,692,564	4,370,234	42,159	94,255	1,343,308	7,983,464	5,237,724
11,189	121,574	78,502	386	975	12,506	163,746	109,988
160	46,679	36,056	22	122	324	77,011	61,554
11,029	74,896	42,446	375	853	12,182	86,735	48,434
88	516	362	5	6	89	509	338
-	-	-	-	-	-	-	-
88	516	362	5	6	89	509	338
317,479	9,745,017	7,223,835	42,384	74,285	376,653	8,801,854	6,386,849
26,996	7,072,532	5,493,893	1,053	7,979	21,269	5,441,790	4,237,764
290,483	2,672,484	1,729,943	42,069	66,306	355,384	3,360,064	2,149,086
787,695	28,953,020	20,051,513	359,083	600,228	773,317	28,556,944	19,824,542
470	63,083	48,016	60	118	366	53,599	41,277
787,225	28,889,937	20,003,498	359,055	600,110	772,951	28,503,345	19,783,265

Note : Based on the Treatment Month (excluding herbal medicine, including pharmacy in Reimbursed Days, Medical Expense and Benefit)

제VI-2표
Table VI-2

298 질병분류별
Benefits by Classification of 298

구 분 Division			35 ~ 39 세				40 세 ~		
			진료실인원수 Patients	입내원일수 Visits	요양급여일수 Reimbursed Days	진료비 Medical Expense	급여비 Benefit	진료실인원수 Patients	입내원일수 Visits
161	계	S.T	1,350	3,813	119,456	897,285	622,467	1,965	5,899
	입원	I.P	102	623	1,706	468,492	365,888	164	1,166
	외래	O.P	1,323	3,190	117,750	428,793	256,579	1,924	4,733
162	계	S.T	11,859	28,645	476,070	2,744,209	1,965,794	18,820	46,082
	입원	I.P	2,242	3,219	18,568	1,275,525	994,873	3,659	5,252
	외래	O.P	11,821	25,426	457,502	1,468,684	970,920	18,740	40,830
163	계	S.T	50,371	137,737	838,379	23,149,772	17,113,747	57,605	168,147
	입원	I.P	12,815	28,090	51,292	15,752,238	12,119,723	16,020	36,858
	외래	O.P	49,940	109,647	787,087	7,397,534	4,994,024	57,058	131,289
164	계	S.T	20,044	40,435	600,345	5,155,530	3,622,129	24,481	51,198
	입원	I.P	1,059	3,282	8,834	2,429,299	1,879,360	1,058	4,422
	외래	O.P	19,604	37,153	591,511	2,726,231	1,742,769	23,947	46,776
165	계	S.T	666,395	1,245,904	6,094,443	47,458,748	33,549,501	719,726	1,317,087
	입원	I.P	1,788	7,248	14,181	1,219,382	914,722	1,555	5,909
	외래	O.P	665,625	1,238,656	6,080,262	46,239,367	32,634,779	718,996	1,311,178
166	계	S.T	244,960	420,095	2,235,474	17,516,828	12,419,562	270,038	469,839
	입원	I.P	166	634	1,421	141,437	105,073	186	739
	외래	O.P	244,865	419,461	2,234,053	17,375,391	12,314,488	269,928	469,100
167	계	S.T	869,624	1,746,546	9,225,082	70,393,008	49,724,636	956,310	1,885,254
	입원	I.P	2,135	5,315	13,372	1,189,021	890,555	2,060	5,371
	외래	O.P	868,656	1,741,231	9,211,710	69,203,988	48,834,082	955,304	1,879,883
168	계	S.T	229,039	286,427	1,341,797	16,031,508	11,554,040	262,550	328,831
	입원	I.P	5,027	16,008	35,095	3,525,913	2,858,425	5,229	18,256
	외래	O.P	225,251	270,419	1,306,702	12,505,594	8,695,615	258,635	310,575
169	계	S.T	40,666	91,603	437,539	10,894,616	7,986,136	46,032	109,476
	입원	I.P	2,871	19,570	38,638	6,930,233	5,374,701	3,518	26,408
	외래	O.P	39,579	72,033	398,901	3,964,382	2,611,435	44,679	83,068
170	계	S.T	1,172,289	2,861,322	14,321,294	109,085,142	77,008,365	1,342,667	3,149,956
	입원	I.P	1,807	8,956	18,322	1,503,573	1,123,864	2,024	10,329
	외래	O.P	1,171,778	2,852,366	14,302,972	107,581,569	75,884,501	1,341,989	3,139,627
171	계	S.T	182,227	391,477	2,032,591	24,349,970	17,018,414	188,637	410,330
	입원	I.P	1,880	4,918	12,804	4,169,193	2,951,235	2,187	6,086
	외래	O.P	181,814	386,559	2,019,787	20,180,777	14,067,179	188,116	404,244
172	계	S.T	594,697	1,209,025	8,645,210	59,980,750	41,719,058	661,654	1,354,087
	입원	I.P	4,759	8,650	24,403	5,735,218	4,209,260	4,376	9,071
	외래	O.P	594,133	1,200,375	8,620,807	54,245,532	37,509,798	661,119	1,345,016
173	계	S.T	41,532	73,636	332,295	5,329,964	3,722,427	41,430	72,510
	입원	I.P	1,397	3,929	10,964	2,187,785	1,594,315	999	2,791
	외래	O.P	41,297	69,707	321,331	3,142,180	2,128,112	41,241	69,719
174	계	S.T	162,399	288,463	1,573,204	16,295,778	11,266,409	174,731	315,508
	입원	I.P	1,177	4,249	12,128	1,680,543	1,248,984	1,424	5,212
	외래	O.P	162,043	284,214	1,561,076	14,615,235	10,017,425	174,367	310,296
175	계	S.T	202,555	360,544	1,781,673	15,534,795	10,769,514	223,526	404,830
	입원	I.P	927	5,015	11,370	1,045,291	785,145	1,114	7,064
	외래	O.P	201,976	355,529	1,770,303	14,489,504	9,984,369	222,775	397,766
176	계	S.T	44,791	105,294	1,498,343	9,400,579	6,274,801	52,363	131,500
	입원	I.P	645	3,107	8,714	957,672	730,294	830	4,835
	외래	O.P	44,596	102,187	1,489,629	8,442,907	5,544,507	52,115	126,665
177	계	S.T	468	1,266	16,054	180,414	110,925	991	2,409
	입원	I.P	24	144	296	56,593	42,444	34	167
	외래	O.P	460	1,122	15,758	123,821	68,481	974	2,242
178	계	S.T	9	10	118	594	409	18	23
	입원	I.P	-	-	-	-	-	-	-
	외래	O.P	9	10	118	594	409	18	23
179	계	S.T	49,661	93,994	489,824	10,185,919	7,395,478	60,533	118,989
	입원	I.P	944	9,378	19,638	5,920,433	4,662,921	1,398	13,841
	외래	O.P	49,338	84,616	470,186	4,265,487	2,732,557	60,064	105,148
180	계	S.T	310,650	525,050	683,830	24,954,299	17,333,622	352,351	590,589
	입원	I.P	43	22	241	24,719	18,980	39	66
	외래	O.P	310,623	525,028	683,589	24,929,580	17,314,642	352,324	590,523

주 : 진료일 기준 (한의원료 제외, 요양급여일수, 진료비와 급여비는 약국포함)

연령별 진료현황(총계) <계속>

Disease Categories by Age(Total) <Cont'd>

(단위 : 명, 일, 천원)

Unit : Person, Day, KRW 1,000

44 세			45 ~ 49 세				
요양급여일수 Reimbursed Days	진료비 Medical Expense	급여비 Benefit	진료실인원수 Patients	입내원일수 Visits	요양급여일수 Reimbursed Days	진료비 Medical Expense	급여비 Benefit
191,252	1,524,859	1,074,929	2,213	6,477	234,081	1,587,417	1,137,708
3,399	874,155	677,489	159	1,149	3,134	843,646	676,463
187,853	650,704	397,440	2,168	5,328	230,947	743,771	461,244
846,374	4,582,419	3,280,869	21,660	54,501	1,065,744	5,687,779	4,054,623
30,346	2,130,899	1,661,229	4,216	6,515	35,553	2,669,052	2,064,930
816,028	2,451,520	1,619,640	21,581	47,986	1,030,191	3,018,728	1,989,693
1,047,062	29,072,174	21,418,865	51,616	157,578	999,482	26,858,014	19,734,871
66,935	20,224,363	15,482,887	14,560	35,349	64,468	18,740,223	14,306,541
980,127	8,847,811	5,935,978	51,116	122,229	935,014	8,117,791	5,428,330
996,481	5,969,053	4,185,475	23,699	52,366	1,227,578	6,598,849	4,671,873
12,951	2,582,058	1,995,659	1,020	4,818	13,560	2,941,262	2,291,575
983,530	3,386,994	2,189,815	23,133	47,548	1,214,018	3,657,587	2,380,298
6,656,690	49,714,679	35,128,049	547,405	967,556	5,101,099	36,255,236	25,649,584
12,249	1,031,320	773,114	971	3,620	8,018	602,468	451,506
6,644,441	48,683,359	34,354,935	546,853	963,936	5,093,081	35,652,768	25,198,078
2,572,367	19,263,957	13,642,986	213,081	368,706	2,110,832	15,002,371	10,626,105
1,570	169,202	126,273	136	487	1,089	115,468	86,524
2,570,797	19,094,754	13,516,714	213,006	368,219	2,109,743	14,886,906	10,539,581
10,404,131	74,891,952	52,831,353	763,794	1,450,446	8,386,406	57,087,445	40,317,779
14,012	1,271,110	949,470	1,508	4,068	11,375	1,049,288	785,621
10,390,119	73,620,842	51,881,883	763,001	1,446,378	8,375,031	56,038,157	39,532,158
1,577,975	18,238,699	13,175,005	161,162	201,164	1,015,989	11,437,513	8,250,659
39,934	4,073,474	3,304,929	3,038	10,912	24,413	2,639,049	2,130,596
1,538,041	14,165,225	9,870,076	158,869	190,252	991,576	8,798,464	6,120,063
540,129	13,520,285	9,908,444	34,162	90,974	450,392	13,903,709	10,415,008
49,265	8,800,366	6,808,850	3,101	29,366	51,211	10,255,507	8,045,297
490,864	4,719,919	3,099,595	32,833	61,608	399,181	3,648,202	2,369,711
16,342,194	120,138,737	84,782,119	1,076,055	2,350,471	12,807,943	89,949,750	63,547,161
22,090	1,820,998	1,356,350	1,372	6,453	15,348	1,163,814	863,670
16,320,104	118,317,740	83,425,769	1,075,482	2,344,018	12,792,595	88,785,936	62,683,491
2,197,721	26,056,406	18,195,089	138,024	303,534	1,710,219	20,730,989	14,476,275
16,573	5,197,029	3,675,187	2,144	6,118	17,362	5,112,705	3,632,415
2,181,148	20,859,377	14,519,902	137,501	297,416	1,692,857	15,618,283	10,843,860
10,546,045	66,170,079	45,922,960	527,657	1,072,134	9,244,178	53,183,609	36,803,564
27,174	6,124,559	4,444,754	3,360	7,438	23,573	4,998,686	3,625,068
10,518,871	60,045,520	41,478,206	527,161	1,064,696	9,220,605	48,184,923	33,178,496
337,893	4,593,734	3,206,166	30,408	52,890	263,324	3,142,690	2,199,015
7,657	1,553,214	1,134,952	600	1,673	4,623	922,624	680,014
330,236	3,040,520	2,071,215	30,278	51,217	258,701	2,220,066	1,519,001
1,789,553	17,941,407	12,344,541	137,810	251,926	1,531,810	15,068,082	10,340,030
15,692	1,993,284	1,477,825	1,300	4,913	15,345	2,131,651	1,594,693
1,773,861	15,948,124	10,866,716	137,532	247,013	1,516,465	12,936,431	8,745,337
2,154,051	18,146,257	12,615,750	181,154	326,475	1,941,489	15,366,349	10,641,020
15,139	1,709,845	1,314,665	1,093	5,797	14,617	1,538,146	1,171,815
2,138,912	16,436,412	11,301,086	180,412	320,678	1,926,872	13,828,204	9,469,205
2,051,362	12,338,056	8,299,094	47,881	131,478	2,322,111	12,921,466	8,661,029
12,363	1,502,297	1,144,716	851	5,339	13,931	1,561,756	1,189,265
2,038,999	10,835,759	7,154,379	47,649	126,139	2,308,180	11,359,710	7,471,764
33,453	348,836	216,582	1,694	4,665	70,279	676,896	423,831
380	93,249	70,316	72	430	1,042	205,363	157,443
33,073	255,587	146,266	1,669	4,235	69,237	471,534	266,388
160	2,182	1,301	43	59	496	6,756	4,486
-	-	-	1	4	4	2,441	1,937
160	2,182	1,301	42	55	492	4,315	2,549
657,951	14,880,658	10,822,840	55,602	117,344	695,079	17,534,408	12,890,105
35,091	8,920,464	7,037,716	1,622	18,169	38,217	11,368,142	9,056,531
622,860	5,960,194	3,785,124	55,030	99,175	656,862	6,166,266	3,833,574
779,387	28,285,546	19,648,191	311,568	510,727	691,321	24,793,994	17,223,788
224	12,235	9,601	62	50	331	15,160	11,584
779,163	28,273,311	19,638,590	311,520	510,677	690,990	24,778,834	17,212,205

Note : Based on the Treatment Month (excluding herbal medicine, including pharmacy in Reimbursed Days, Medical Expense and Benefit)

제VI-2표
Table VI-2

298 질병분류별
Benefits by Classification of 298

구 분 Division			50 ~ 54 세				55 세 ~	
			진료실인원수 Patients	입내원일수 Visits	요양급여일수 Reimbursed Days	진료비 Medical Expense	급여비 Benefit	진료실인원수 Patients
161	계	S.T	2,875	8,604	329,929	1,924,079	1,361,939	3,083
	입원	I.P	214	1,532	4,529	932,440	736,133	226
	외래	O.P	2,804	7,072	325,400	991,639	625,806	3,003
162	계	S.T	28,965	75,258	1,454,331	8,213,485	5,886,178	30,844
	입원	I.P	6,422	9,652	55,250	3,997,548	3,108,662	7,195
	외래	O.P	28,798	65,606	1,399,081	4,215,936	2,777,515	30,658
163	계	S.T	61,126	187,989	1,212,973	31,702,232	23,251,759	55,153
	입원	I.P	16,936	41,853	76,924	21,947,390	16,767,223	14,175
	외래	O.P	60,503	146,136	1,136,049	9,754,842	6,484,536	54,611
164	계	S.T	28,253	66,270	1,682,988	8,981,763	6,401,760	27,905
	입원	I.P	1,362	7,892	20,953	4,184,341	3,298,228	1,445
	외래	O.P	27,465	58,378	1,662,035	4,797,422	3,103,532	27,059
165	계	S.T	541,206	946,362	5,134,933	35,225,093	24,937,258	478,371
	입원	I.P	905	3,697	7,713	532,495	399,566	861
	외래	O.P	540,660	942,665	5,127,220	34,692,598	24,537,692	477,792
166	계	S.T	218,357	378,137	2,229,078	15,267,235	10,813,467	199,042
	입원	I.P	155	507	1,265	129,693	96,859	165
	외래	O.P	218,262	377,630	2,227,813	15,137,542	10,716,608	198,946
167	계	S.T	784,693	1,468,882	8,761,337	57,021,503	40,314,378	715,738
	입원	I.P	1,628	4,688	12,914	1,111,197	823,947	1,706
	외래	O.P	783,818	1,464,194	8,748,423	55,910,306	39,490,431	714,791
168	계	S.T	114,560	147,055	764,414	9,184,528	6,666,576	76,603
	입원	I.P	2,631	9,873	22,180	2,706,777	2,182,193	2,540
	외래	O.P	112,550	137,182	742,234	6,477,751	4,484,383	74,705
169	계	S.T	36,520	110,423	540,742	20,472,540	15,513,488	39,458
	입원	I.P	4,173	43,221	73,230	16,185,636	12,776,870	6,140
	외래	O.P	34,700	67,202	467,512	4,286,904	2,736,618	36,683
170	계	S.T	1,104,751	2,331,670	13,266,133	89,709,027	63,442,054	1,022,446
	입원	I.P	1,584	7,810	17,951	1,550,274	1,165,085	1,989
	외래	O.P	1,104,031	2,323,860	13,248,182	88,158,753	62,276,969	1,021,517
171	계	S.T	131,676	298,367	1,737,617	22,282,988	15,531,670	113,450
	입원	I.P	2,760	7,996	22,553	6,767,383	4,798,997	2,898
	외래	O.P	130,979	290,371	1,715,064	15,515,604	10,732,672	112,654
172	계	S.T	533,831	1,078,979	9,642,975	54,437,023	37,521,490	473,119
	입원	I.P	3,404	8,160	28,055	5,493,239	3,977,155	2,819
	외래	O.P	533,352	1,070,819	9,614,920	48,943,784	33,544,335	472,686
173	계	S.T	29,046	49,851	252,993	2,724,986	1,900,937	25,053
	입원	I.P	426	1,155	3,174	636,258	467,011	328
	외래	O.P	28,920	48,696	249,819	2,088,728	1,433,926	24,936
174	계	S.T	148,794	275,764	1,803,119	17,302,271	11,809,205	143,564
	입원	I.P	1,575	5,832	18,498	2,792,631	2,083,723	1,599
	외래	O.P	148,522	269,932	1,784,621	14,509,641	9,725,482	143,277
175	계	S.T	201,875	373,719	2,511,112	19,541,019	13,541,954	213,814
	입원	I.P	1,519	10,865	25,769	2,879,215	2,221,539	2,173
	외래	O.P	200,874	362,854	2,485,343	16,661,804	11,320,415	212,519
176	계	S.T	55,557	159,348	2,973,173	16,587,569	11,139,412	58,213
	입원	I.P	1,111	7,573	18,862	2,315,169	1,780,811	1,223
	외래	O.P	55,279	151,775	2,954,311	14,272,401	9,358,601	57,847
177	계	S.T	3,610	10,343	169,189	1,484,893	899,388	7,608
	입원	I.P	139	865	1,996	440,499	332,042	351
	외래	O.P	3,559	9,478	167,193	1,044,393	567,346	7,498
178	계	S.T	114	223	1,567	49,484	35,738	305
	입원	I.P	4	74	92	34,210	26,873	9
	외래	O.P	111	149	1,475	15,274	8,865	301
179	계	S.T	69,166	155,349	979,644	27,695,284	20,589,708	77,270
	입원	I.P	2,319	29,815	56,867	18,552,415	14,891,851	3,143
	외래	O.P	68,288	125,534	922,777	9,142,869	5,697,857	76,036
180	계	S.T	361,631	586,812	814,098	28,827,744	20,013,819	358,248
	입원	I.P	60	88	195	19,872	15,620	84
	외래	O.P	361,581	586,724	813,903	28,807,872	19,998,199	358,182

주 : 진료일 기준 (한의원료 제외, 요양급여일수, 진료비와 급여비는 약국포함)

연령별 진료현황(총계) <계속>

Disease Categories by Age(Total) <Cont'd>

(단위 : 명, 일, 천원)

Unit : Person, Day, KRW 1,000

59 세			60 ~ 64 세				
요양급여일수 Reimbursed Days	진료비 Medical Expense	급여비 Benefit	진료실인원수 Patients	입내원일수 Visits	요양급여일수 Reimbursed Days	진료비 Medical Expense	급여비 Benefit
365,651	2,367,971	1,713,071	4,025	12,535	506,969	3,304,307	2,381,768
4,840	1,271,749	1,021,935	346	2,584	8,169	1,795,212	1,426,782
360,811	1,096,222	691,136	3,926	9,951	498,800	1,509,095	954,986
1,551,816	9,512,188	6,820,751	34,152	92,478	1,801,168	10,984,488	7,863,368
62,743	4,980,109	3,864,931	8,083	13,332	70,324	5,799,570	4,497,539
1,489,073	4,532,079	2,955,820	33,932	79,146	1,730,844	5,184,919	3,365,829
1,110,093	27,073,902	19,796,822	56,842	166,298	1,147,665	26,256,494	19,155,413
65,554	18,458,716	14,088,263	13,379	33,747	62,786	17,416,742	13,323,176
1,044,539	8,615,186	5,708,558	56,274	132,551	1,084,879	8,839,752	5,832,238
1,791,229	9,374,435	6,679,970	32,270	76,154	2,210,770	11,067,313	7,815,520
22,772	4,261,380	3,387,205	1,723	8,745	26,228	4,749,186	3,755,724
1,768,457	5,113,055	3,292,765	31,248	67,409	2,184,542	6,318,127	4,059,796
4,758,084	31,664,645	22,415,372	488,165	897,227	5,143,923	33,320,217	23,560,830
8,352	532,860	401,113	980	4,862	9,651	572,287	426,613
4,749,732	31,131,784	22,014,259	487,533	892,365	5,134,272	32,747,930	23,134,217
2,137,926	14,225,470	10,065,348	215,952	402,287	2,486,644	16,038,961	11,339,874
1,501	154,163	114,108	200	777	1,878	169,279	126,170
2,136,425	14,071,306	9,951,240	215,816	401,510	2,484,766	15,869,682	11,213,704
8,294,547	51,965,099	36,759,148	758,033	1,506,454	9,411,193	57,036,149	40,340,448
14,707	1,241,385	923,642	2,136	7,414	21,207	1,660,107	1,237,677
8,279,840	50,723,714	35,835,507	756,863	1,499,040	9,389,986	55,376,042	39,102,771
548,614	7,469,841	5,470,491	67,592	97,238	515,292	8,040,640	5,906,457
23,528	2,936,945	2,356,017	2,972	13,067	29,021	3,721,477	2,970,408
525,086	4,532,896	3,114,473	65,302	84,171	486,271	4,319,162	2,936,050
681,594	31,819,424	24,419,386	53,507	235,301	1,075,034	55,147,343	42,588,380
116,877	26,635,046	21,153,400	10,847	131,024	210,450	47,226,794	37,615,731
564,717	5,184,378	3,265,986	48,362	104,277	864,584	7,920,549	4,972,649
13,017,365	85,214,903	60,222,406	1,108,941	2,537,700	15,491,031	98,855,744	69,794,987
24,578	1,969,448	1,465,128	2,837	16,740	37,239	3,101,376	2,315,368
12,992,787	83,245,456	58,757,278	1,107,737	2,520,960	15,453,792	95,754,368	67,479,619
1,588,681	21,228,184	14,790,534	119,938	300,757	1,791,253	23,431,869	16,317,346
25,498	7,138,308	5,078,883	3,265	10,350	29,290	7,934,023	5,670,381
1,563,183	14,089,877	9,711,650	119,038	290,407	1,761,963	15,497,847	10,646,964
8,569,857	48,757,817	33,446,152	486,410	1,005,631	8,904,843	51,022,438	34,889,632
26,410	4,946,043	3,562,359	2,733	7,556	27,861	5,232,211	3,765,394
8,543,447	43,811,775	29,883,793	485,972	998,075	8,876,982	45,790,227	31,124,238
225,646	2,339,293	1,625,583	25,042	44,478	232,900	2,215,485	1,536,134
2,562	494,137	365,138	215	649	1,797	338,595	249,436
223,084	1,845,156	1,260,445	24,977	43,829	231,103	1,876,890	1,286,698
1,902,946	17,732,429	12,026,433	158,907	320,085	2,354,380	21,082,043	14,204,667
19,658	2,893,677	2,161,148	1,811	7,718	23,299	3,427,950	2,568,928
1,883,288	14,838,752	9,865,285	158,584	312,367	2,331,081	17,654,093	11,635,739
3,257,382	24,847,204	17,104,376	269,041	583,279	5,431,117	40,913,854	28,178,785
40,322	4,506,263	3,437,803	3,660	36,624	76,163	9,348,770	7,191,358
3,217,060	20,340,942	13,666,572	267,091	546,655	5,354,954	31,565,083	20,987,427
3,306,767	18,117,177	12,146,488	75,320	231,651	4,581,351	25,311,004	17,087,076
25,196	2,699,734	2,051,832	1,710	19,251	41,407	4,527,633	3,446,411
3,281,571	15,417,443	10,094,656	74,758	212,400	4,539,944	20,783,371	13,640,665
437,324	3,499,349	2,167,135	15,043	47,635	1,014,253	7,510,894	4,722,344
5,579	1,123,749	856,518	708	5,275	11,674	2,523,931	1,945,582
431,745	2,375,600	1,310,617	14,839	42,360	1,002,579	4,986,963	2,776,762
3,374	70,915	44,887	921	1,703	20,804	220,315	136,726
131	35,527	25,168	29	254	490	82,371	62,147
3,243	35,388	19,719	912	1,449	20,314	137,943	74,579
1,316,273	37,845,205	28,361,287	98,150	273,295	2,078,300	69,354,379	53,393,595
77,702	24,780,235	19,953,133	5,036	77,285	138,451	48,069,210	39,127,168
1,238,571	13,064,970	8,408,154	96,086	196,010	1,939,849	21,285,169	14,266,427
831,807	29,004,303	20,140,828	390,912	640,890	924,763	31,884,882	22,149,699
410	13,211	10,337	116	131	588	20,417	16,338
831,397	28,991,092	20,130,491	390,816	640,759	924,175	31,864,465	22,133,361

Note : Based on the Treatment Month (excluding herbal medicine, including pharmacy in Reimbursed Days, Medical Expense and Benefit)

제VI-2표
Table VI-2

298 질병분류별
Benefits by Classification of 298

구 분 Division	65 ~ 69 세					70 세 ~	
	진료실인원수 Patients	입내원일수 Visits	요양급여일수 Reimbursed Days	진료비 Medical Expense	급여비 Benefit	진료실인원수 Patients	입내원일수 Visits
161 계 입원 외래	S.T 4,448	14,239	581,362	3,620,515	2,638,596	4,042	13,439
	I.P 334	3,080	7,710	1,853,050	1,487,582	348	3,119
	O.P 4,333	11,159	573,652	1,767,465	1,151,013	3,937	10,320
162 계 입원 외래	S.T 30,819	83,226	1,748,195	9,920,723	7,151,455	20,074	53,801
	I.P 6,528	10,934	60,138	5,031,914	3,902,536	3,464	6,058
	O.P 30,650	72,292	1,688,057	4,888,810	3,248,919	19,972	47,743
163 계 입원 외래	S.T 48,037	138,511	1,029,958	20,418,091	14,991,696	33,298	93,951
	I.P 10,074	25,763	48,517	13,130,721	10,056,987	5,989	15,550
	O.P 47,536	112,748	981,441	7,287,371	4,934,708	32,967	78,401
164 계 입원 외래	S.T 32,346	77,919	2,282,486	11,427,429	8,200,112	26,690	63,552
	I.P 1,655	9,113	26,374	4,877,465	3,901,773	1,357	6,941
	O.P 31,342	68,806	2,256,112	6,549,964	4,298,339	25,828	56,611
165 계 입원 외래	S.T 406,487	787,204	4,557,399	28,528,291	22,372,537	253,802	511,494
	I.P 788	4,095	7,842	502,881	385,182	508	2,707
	O.P 405,941	783,109	4,549,557	28,025,410	21,987,355	253,424	508,787
166 계 입원 외래	S.T 193,931	391,964	2,439,850	15,037,099	11,712,210	128,621	275,514
	I.P 165	774	1,792	163,463	122,292	136	842
	O.P 193,817	391,190	2,438,058	14,873,636	11,589,918	128,535	274,672
167 계 입원 외래	S.T 664,328	1,416,299	8,874,323	51,092,418	39,692,675	444,355	999,360
	I.P 1,759	6,422	18,890	1,487,050	1,119,105	1,200	4,854
	O.P 663,368	1,409,877	8,855,433	49,605,367	38,573,570	443,676	994,506
168 계 입원 외래	S.T 47,197	73,414	378,666	7,427,346	5,698,797	26,765	44,760
	I.P 2,722	12,963	27,467	4,268,103	3,423,107	2,097	10,976
	O.P 45,122	60,451	351,199	3,159,243	2,275,690	25,130	33,784
169 계 입원 외래	S.T 56,421	300,209	1,295,125	79,707,293	62,475,698	48,080	334,766
	I.P 14,065	189,092	295,916	71,091,365	56,959,050	15,687	241,301
	O.P 49,241	111,117	999,209	8,615,928	5,516,648	39,449	93,465
170 계 입원 외래	S.T 969,827	2,376,339	14,840,805	91,269,486	70,659,784	646,047	1,648,185
	I.P 2,657	16,225	35,999	3,208,323	2,412,252	2,193	14,215
	O.P 968,722	2,360,114	14,804,806	88,061,163	68,247,532	645,125	1,633,970
171 계 입원 외래	S.T 97,892	259,476	1,536,735	19,307,830	13,872,786	57,851	160,314
	I.P 2,684	8,746	25,988	6,493,989	4,635,777	1,614	5,346
	O.P 97,118	250,730	1,510,747	12,813,841	9,237,009	57,397	154,968
172 계 입원 외래	S.T 422,159	915,719	8,023,474	43,977,326	32,255,465	277,610	628,771
	I.P 2,030	5,750	22,094	3,946,509	2,818,876	973	3,169
	O.P 421,823	909,969	8,001,380	40,030,817	29,436,589	277,447	625,602
173 계 입원 외래	S.T 19,439	36,129	190,399	1,670,313	1,231,549	11,070	20,929
	I.P 114	349	1,076	182,075	131,058	41	127
	O.P 19,399	35,780	189,323	1,488,238	1,100,491	11,058	20,802
174 계 입원 외래	S.T 136,247	288,159	2,169,484	19,231,664	13,477,136	84,675	186,403
	I.P 1,507	6,982	20,102	3,552,213	2,692,525	894	4,525
	O.P 135,940	281,177	2,149,382	15,679,451	10,784,611	84,474	181,878
175 계 입원 외래	S.T 265,736	652,045	7,280,644	53,937,595	38,400,199	202,657	573,598
	I.P 4,553	51,400	101,576	14,584,113	11,248,315	4,886	64,205
	O.P 263,665	600,645	7,179,068	39,353,483	27,151,884	200,719	509,393
176 계 입원 외래	S.T 78,116	251,779	5,172,005	27,727,775	19,125,171	64,151	221,417
	I.P 1,872	21,232	44,023	4,966,926	3,782,424	1,621	20,061
	O.P 77,483	230,547	5,127,982	22,760,849	15,342,747	63,612	201,356
177 계 입원 외래	S.T 16,505	54,249	1,271,142	8,737,208	5,568,103	14,572	51,321
	I.P 819	6,726	14,316	2,978,690	2,288,049	727	7,499
	O.P 16,268	47,523	1,256,826	5,758,518	3,280,054	14,357	43,822
178 계 입원 외래	S.T 1,352	2,495	40,235	390,127	249,481	1,191	2,915
	I.P 55	312	889	158,017	118,662	61	633
	O.P 1,317	2,183	39,346	232,110	130,820	1,147	2,282
179 계 입원 외래	S.T 95,887	315,675	2,693,611	91,498,831	71,986,205	74,156	311,784
	I.P 6,539	106,399	182,171	62,657,726	51,058,306	7,550	138,939
	O.P 93,147	209,276	2,511,440	28,841,105	20,927,899	70,546	172,845
180 계 입원 외래	S.T 354,504	575,844	852,578	28,600,586	20,350,171	238,850	393,812
	I.P 105	244	471	43,543	35,400	100	114
	O.P 354,424	575,600	852,107	28,557,043	20,314,771	238,766	393,698

주 : 진료일 기준 (한의원료 제외, 요양급여일수, 진료비와 급여비는 약국포함)

연령별 진료현황(총계) <계속>

Disease Categories by Age(Total) <Cont'd>

(단위 : 명, 일, 천원)

Unit : Person, Day, KRW 1,000

74 세			75 세이상				
요양급여일수 Reimbursed Days	진료비 Medical Expense	급여비 Benefit	진료실인원수 Patients	입내원일수 Visits	요양급여일수 Reimbursed Days	진료비 Medical Expense	급여비 Benefit
527,371	3,479,504	2,496,538	10,791	52,790	1,390,070	12,675,155	9,289,469
8,265	1,860,369	1,458,225	1,436	25,806	44,658	8,281,215	6,455,644
519,106	1,619,135	1,038,313	10,126	26,984	1,345,412	4,393,941	2,833,823
1,286,495	6,335,241	4,537,566	25,261	63,814	1,802,034	6,917,681	4,892,153
31,717	2,980,643	2,312,757	2,712	4,827	23,829	2,590,536	2,015,561
1,254,778	3,354,598	2,224,809	25,153	58,987	1,778,205	4,327,144	2,876,591
766,022	12,835,236	9,404,850	50,971	131,671	1,347,897	14,867,592	10,849,780
29,760	7,850,799	6,021,970	6,111	16,369	33,566	8,056,919	6,193,550
736,262	4,984,437	3,382,880	50,406	115,302	1,314,331	6,810,673	4,656,228
1,933,110	8,749,269	6,238,111	60,222	150,799	4,131,820	20,759,421	14,910,728
19,349	3,385,564	2,716,823	3,513	25,015	50,988	9,010,159	7,095,052
1,913,761	5,363,705	3,521,289	57,640	125,784	4,080,832	11,749,262	7,815,675
2,985,963	18,099,208	14,432,465	330,902	687,138	4,190,077	24,177,111	19,323,014
5,082	295,267	223,677	1,029	7,101	11,646	600,484	456,033
2,980,881	17,803,941	14,208,788	330,093	680,037	4,178,431	23,576,627	18,866,981
1,727,407	10,268,953	8,127,241	172,786	391,993	2,618,384	14,320,448	11,406,769
1,854	158,617	121,409	226	1,324	3,003	244,980	187,899
1,725,553	10,110,336	8,005,832	172,640	390,669	2,615,381	14,075,469	11,218,871
6,255,916	34,299,299	27,068,589	684,951	1,636,510	10,520,081	53,097,499	42,015,611
11,748	1,040,591	787,381	2,519	10,961	24,656	2,371,144	1,782,879
6,244,168	33,258,708	26,281,207	683,397	1,625,549	10,495,425	50,726,356	40,232,731
219,489	5,864,208	4,523,600	34,293	79,189	326,854	18,008,864	14,069,672
22,467	4,026,489	3,209,699	6,254	40,014	76,834	15,546,607	12,366,444
197,022	1,837,719	1,313,900	29,204	39,175	250,020	2,462,256	1,703,226
1,306,076	97,207,636	76,528,351	171,417	2,149,930	5,508,791	614,098,097	482,288,485
360,332	89,320,972	71,463,834	99,665	1,916,347	2,553,809	591,558,969	467,919,169
945,744	7,886,664	5,064,517	99,404	233,583	2,954,982	22,539,128	14,369,316
10,571,845	62,961,278	49,354,811	979,700	2,558,661	17,877,018	104,029,472	81,312,084
30,900	2,761,023	2,090,137	6,760	52,416	97,624	10,086,689	7,631,581
10,540,945	60,200,255	47,264,674	976,081	2,506,245	17,779,394	93,942,784	73,680,503
969,632	11,409,360	8,245,246	69,477	194,924	1,280,296	13,337,729	9,682,763
15,958	3,727,654	2,664,006	1,676	7,167	20,654	4,127,976	2,992,036
953,674	7,681,707	5,581,240	68,886	187,757	1,259,642	9,209,755	6,690,729
5,571,046	28,269,879	21,079,520	405,330	963,806	9,235,448	41,110,735	30,890,888
11,429	1,981,880	1,417,592	1,016	3,713	12,976	1,896,694	1,363,665
5,559,617	26,287,998	19,661,928	405,022	960,093	9,222,472	39,214,041	29,527,223
111,130	903,451	677,723	11,752	23,029	128,340	1,004,488	757,119
421	58,814	44,463	41	177	422	72,064	52,639
110,709	844,636	633,260	11,731	22,852	127,918	932,424	704,480
1,468,535	12,375,539	8,641,579	108,128	251,359	2,143,094	18,235,767	12,814,572
12,228	2,276,856	1,716,327	1,373	12,715	24,410	5,106,863	3,881,302
1,456,307	10,098,683	6,925,253	107,631	238,644	2,118,684	13,128,904	8,933,270
7,619,978	56,648,885	40,253,633	392,832	1,490,240	20,280,924	173,201,070	124,999,383
117,128	18,346,241	14,190,958	18,559	401,038	570,490	83,693,464	64,609,561
7,502,850	38,302,643	26,062,675	384,420	1,089,202	19,710,434	89,507,605	60,389,822
4,600,287	24,142,340	16,754,683	139,803	611,672	11,660,813	71,420,835	50,914,780
36,789	4,552,367	3,481,167	6,815	154,145	211,867	25,712,175	19,647,488
4,563,498	19,589,973	13,273,517	136,874	457,527	11,448,946	45,708,661	31,267,292
1,261,250	8,496,968	5,479,758	24,060	93,870	2,311,417	16,025,580	10,738,447
14,697	3,028,004	2,313,234	1,772	23,512	40,025	7,113,197	5,445,207
1,246,553	5,468,964	3,166,523	23,262	70,358	2,271,392	8,912,383	5,293,240
49,141	453,948	296,874	2,366	10,445	162,912	1,587,638	1,098,254
1,222	200,467	151,802	273	5,841	9,223	954,384	724,890
47,919	253,481	145,072	2,160	4,604	153,689	633,255	373,366
2,743,785	100,130,451	79,498,115	145,399	1,139,585	6,811,553	390,663,420	309,352,154
216,867	71,012,403	57,594,261	38,023	829,538	1,166,310	337,061,682	269,269,793
2,526,918	29,118,048	21,903,853	119,706	310,047	5,645,243	53,601,739	40,082,360
586,680	19,203,036	13,678,946	335,624	551,905	861,165	26,083,918	18,602,693
380	18,819	14,571	412	648	1,347	54,312	42,574
586,300	19,184,217	13,664,375	335,255	551,257	859,818	26,029,606	18,560,118

Note : Based on the Treatment Month (excluding herbal medicine, including pharmacy in Reimbursed Days, Medical Expense and Benefit)

제VI-2표
Table VI-2

298 질병분류별
Benefits by Classification of 298

구 분 Division			총 계 G.T				0 세	
			진료실인원수 Patients	입내원일수 Visits	요양급여일수 Reimbursed Days	진료비 Medical Expense	급여비 Benefit	진료실인원수 Patients
181	계	S.T	22,600,865	67,118,483	121,568,110	5,176,142,171	3,623,361,310	1,272
	입원	I.P	19,682	38,513	116,791	15,524,019	11,801,911	3
	외래	O.P	22,594,544	67,079,970	121,451,319	5,160,618,153	3,611,559,399	1,271
182	계	S.T	1,209,631	2,141,688	9,758,193	104,425,461	72,115,092	2,150
	입원	I.P	15,052	62,526	161,867	25,027,746	18,955,215	52
	외래	O.P	1,205,425	2,079,162	9,596,326	79,397,715	53,159,877	2,115
183	계	S.T	1,023,433	2,058,712	31,153,111	249,211,563	177,747,605	20
	입원	I.P	24,105	206,194	501,324	96,560,725	75,056,715	2
	외래	O.P	1,012,974	1,852,518	30,651,787	152,650,839	102,690,891	18
184	계	S.T	5,161,749	8,794,957	104,558,986	584,445,477	405,890,861	1,277
	입원	I.P	31,904	82,079	237,886	24,000,012	18,143,746	15
	외래	O.P	5,140,708	8,712,878	104,321,100	560,445,465	387,747,115	1,265
185	계	S.T	5,614,757	11,388,262	189,668,939	891,694,639	613,479,190	4,069
	입원	I.P	39,393	175,059	556,737	71,535,038	54,985,011	57
	외래	O.P	5,598,260	11,213,203	189,112,202	820,159,601	558,494,179	4,030
186	계	S.T	102,381	548,833	1,182,261	323,147,554	236,960,174	2
	입원	I.P	72,502	382,956	703,466	311,566,385	230,668,000	-
	외래	O.P	94,462	165,877	478,795	11,581,170	6,292,174	2
187	계	S.T	51,584	248,088	673,243	96,549,178	72,747,585	1,187
	입원	I.P	33,248	103,641	246,035	85,049,866	66,542,303	783
	외래	O.P	49,904	144,447	427,208	11,499,312	6,205,282	1,145
188	계	S.T	22,327	96,595	546,003	31,439,158	23,080,694	1,140
	입원	I.P	7,321	47,858	93,943	27,437,106	20,904,672	57
	외래	O.P	20,903	48,737	452,060	4,002,052	2,176,021	1,125
189	계	S.T	92,182	602,973	21,358,326	304,925,546	270,366,319	17
	입원	I.P	9,405	83,562	400,799	45,749,932	39,453,133	3
	외래	O.P	90,717	519,411	20,957,527	259,175,614	230,913,187	15
190	계	S.T	71,054	332,609	1,542,165	106,785,275	81,635,535	446
	입원	I.P	27,768	239,701	408,503	96,910,640	76,002,544	181
	외래	O.P	54,533	92,908	1,133,662	9,874,635	5,632,992	352
191	계	S.T	65,254	249,234	1,379,835	71,930,051	51,830,664	-
	입원	I.P	22,388	146,775	309,036	58,844,763	44,254,115	-
	외래	O.P	57,509	102,459	1,070,799	13,085,287	7,576,549	-
192	계	S.T	5,515,959	10,475,406	84,010,439	1,570,517,525	1,082,856,859	15,867
	입원	I.P	206,927	737,097	1,773,230	367,212,391	284,140,534	273
	외래	O.P	5,444,891	9,738,309	82,237,209	1,203,305,135	798,716,325	15,719
193	계	S.T	98,843	509,034	11,888,235	142,875,510	104,739,897	-
	입원	I.P	13,408	223,304	407,196	99,719,821	79,221,481	-
	외래	O.P	93,576	285,730	11,481,039	43,155,689	25,518,416	-
194	계	S.T	1,446,757	3,536,931	86,635,392	615,642,683	430,008,255	395
	입원	I.P	41,236	522,754	1,066,752	220,473,962	175,081,457	55
	외래	O.P	1,429,781	3,014,177	85,568,640	395,168,721	254,926,798	372
195	계	S.T	300,356	1,673,501	19,387,736	753,290,478	544,449,410	3
	입원	I.P	110,679	941,939	2,281,789	664,918,118	496,167,201	1
	외래	O.P	282,886	731,562	17,105,947	88,372,360	48,282,209	3
196	계	S.T	177,977	680,195	6,614,221	172,205,310	112,174,184	1
	입원	I.P	23,906	237,339	573,947	102,093,982	77,476,528	-
	외래	O.P	170,899	442,856	6,040,274	70,111,329	34,697,656	1
197	계	S.T	435,458	1,163,853	11,871,962	333,475,259	239,916,612	703
	입원	I.P	72,533	428,699	1,050,444	238,384,375	187,276,293	234
	외래	O.P	391,509	735,154	10,821,518	95,090,884	52,640,319	563
198	계	S.T	3,676,702	8,012,819	40,026,013	382,100,558	273,002,386	20,134
	입원	I.P	37,423	341,296	621,338	84,995,589	64,742,166	151
	외래	O.P	3,667,507	7,671,523	39,404,675	297,104,969	208,260,220	20,098
199	계	S.T	11,816,068	32,650,027	234,671,747	1,680,023,491	1,219,711,481	84,416
	입원	I.P	40,986	507,422	746,014	93,322,573	71,662,948	142
	외래	O.P	11,801,848	32,142,605	233,925,733	1,586,700,918	1,148,048,533	84,384
200	계	S.T	1,824,328	6,596,697	145,475,583	729,018,831	572,701,092	41
	입원	I.P	22,870	309,983	618,231	78,970,059	61,966,418	-
	외래	O.P	1,818,798	6,286,714	144,857,352	650,048,773	510,734,674	41

주 : 진료일 기준 (한의원료 제외, 요양급여일수, 진료비와 급여비는 약국포함)

연령별 진료현황(총계) <계속>

Disease Categories by Age(Total) <Cont'd>

(단위 : 명, 일, 천원)

Unit : Person, Day, KRW 1,000

0Age			1 ~ 4세				
요양급여일수 Reimbursed Days	진료비 Medical Expense	급여비 Benefit	진료실인원수 Patients	입내원일수 Visits	요양급여일수 Reimbursed Days	진료비 Medical Expense	급여비 Benefit
1,826	40,298	35,015	161,248	238,332	272,551	11,842,913	9,464,380
6	1,922	1,913	49	60	170	30,855	27,694
1,820	38,376	33,102	161,224	238,272	272,381	11,812,058	9,436,686
5,881	173,606	164,425	76,752	124,506	424,998	4,047,461	3,281,919
420	111,141	107,757	1,525	4,615	8,615	773,170	685,147
5,461	62,465	56,668	75,777	119,891	416,383	3,274,292	2,596,772
226	8,159	7,272	511	829	4,249	49,867	41,483
22	7,279	6,486	9	57	131	23,167	20,350
204	880	787	508	772	4,118	26,700	21,133
7,383	85,040	79,139	25,728	39,089	185,556	1,376,801	1,112,928
72	29,367	29,085	289	531	1,158	102,974	94,088
7,311	55,673	50,054	25,463	38,558	184,398	1,273,827	1,018,841
19,359	512,554	483,893	25,447	38,023	178,775	1,445,026	1,193,237
440	327,048	316,021	85	510	1,320	290,500	258,750
18,919	185,506	167,872	25,395	37,513	177,455	1,154,526	934,487
2	214	204	191	642	1,482	271,884	234,450
-	-	-	57	382	635	253,309	221,252
2	214	204	183	260	847	18,575	13,199
6,123	2,635,206	2,453,457	2,734	8,884	13,888	5,014,789	4,479,928
2,475	2,429,172	2,272,521	1,773	2,757	5,021	4,590,045	4,177,306
3,648	206,034	180,935	2,475	6,127	8,867	424,744	302,622
2,215	301,497	281,662	1,003	1,785	4,216	321,552	279,115
228	255,287	240,114	91	298	673	258,680	235,298
1,987	46,210	41,548	981	1,487	3,543	62,873	43,817
119	5,109	4,667	130	581	3,791	189,204	157,046
23	4,290	3,973	23	344	729	158,081	133,182
96	819	694	114	237	3,062	31,123	23,864
2,916	921,497	876,058	5,507	13,582	50,915	4,197,519	3,654,763
1,391	879,219	840,031	2,025	6,665	12,369	3,584,736	3,245,129
1,525	42,277	36,028	4,388	6,917	38,546	612,784	409,634
-	-	-	4	6	18	335	158
-	-	-	-	-	-	-	-
-	-	-	4	6	18	335	158
109,878	1,393,444	1,298,842	145,567	287,444	1,722,673	10,081,741	8,153,910
1,268	661,984	645,239	1,942	3,669	8,217	1,020,828	931,184
108,610	731,460	653,603	144,359	283,775	1,714,456	9,060,913	7,222,726
-	-	-	1	1	13	49	38
-	-	-	-	-	-	-	-
-	-	-	1	1	13	49	38
4,834	394,183	361,980	1,179	2,973	18,320	809,853	695,773
1,077	328,361	308,313	113	800	1,759	607,324	548,342
3,757	65,822	53,667	1,142	2,173	16,561	202,529	147,431
58	13,609	12,245	63	222	2,688	83,614	68,977
23	12,908	11,740	11	94	188	66,534	57,625
35	701	505	58	128	2,500	17,081	11,353
16	90	84	116	624	2,223	219,494	195,137
-	-	-	36	389	637	203,042	183,684
16	90	84	104	235	1,586	16,452	11,453
6,275	839,861	792,275	4,527	10,820	46,610	1,928,420	1,605,698
1,920	761,709	729,129	1,306	3,718	8,721	1,383,668	1,236,596
4,355	78,152	63,145	3,491	7,102	37,889	544,752	369,102
66,862	1,368,240	1,231,207	138,646	254,831	1,016,881	9,377,106	7,591,712
1,537	453,960	425,609	817	4,032	7,808	1,117,007	975,832
65,325	914,280	805,598	138,390	250,799	1,009,073	8,260,099	6,615,880
457,761	4,940,091	4,446,710	498,355	1,206,608	5,693,940	41,422,265	33,125,840
829	107,564	101,826	1,609	3,992	9,541	972,185	864,669
456,932	4,832,527	4,344,883	498,035	1,202,616	5,684,399	40,450,080	32,261,171
87	1,245	1,140	946	1,818	19,500	195,817	161,573
-	-	-	25	294	741	90,769	78,047
87	1,245	1,140	940	1,524	18,759	105,048	83,526

Note : Based on the Treatment Month (excluding herbal medicine, including pharmacy in Reimbursed Days, Medical Expense and Benefit)

제VI-2표
Table VI-2

298 질병분류별
Benefits by Classification of 298

구 분 Division			5 ~ 9 세				10 세 ~	
			진료실인원수 Patients	입내원일수 Visits	요양급여일수 Reimbursed Days	진료비 Medical Expense	급여비 Benefit	진료실인원수 Patients
								입내원일수 Visits
181	계	S.T	1,244,414	2,873,432	3,168,355	131,009,909	95,774,551	961,783
	입원	I.P	2,002	3,541	13,358	1,837,066	1,597,172	870
	외래	O.P	1,244,372	2,869,891	3,154,997	129,172,843	94,177,380	961,739
182	계	S.T	80,225	118,801	388,692	4,078,645	3,002,877	49,414
	입원	I.P	894	2,600	5,747	618,623	548,392	517
	외래	O.P	79,714	116,201	382,945	3,460,022	2,454,485	49,282
183	계	S.T	2,362	3,600	19,723	156,764	116,970	9,099
	입원	I.P	14	104	296	40,849	36,689	41
	외래	O.P	2,358	3,496	19,427	115,915	80,282	9,084
184	계	S.T	79,446	115,701	569,189	3,913,002	2,821,471	166,440
	입원	I.P	461	903	2,119	178,489	160,848	561
	외래	O.P	79,067	114,798	567,070	3,734,513	2,660,623	166,050
185	계	S.T	53,557	74,912	383,632	2,623,366	1,899,033	80,238
	입원	I.P	116	501	1,211	219,333	192,938	227
	외래	O.P	53,471	74,411	382,421	2,404,033	1,706,095	80,105
186	계	S.T	3,296	12,445	22,275	6,713,901	5,687,858	7,039
	입원	I.P	1,680	7,852	13,761	6,471,920	5,546,340	4,022
	외래	O.P	3,070	4,593	8,514	241,981	141,518	6,626
187	계	S.T	1,918	6,218	9,471	3,580,391	3,164,480	549
	입원	I.P	1,334	1,932	4,122	3,298,510	3,018,127	279
	외래	O.P	1,746	4,286	5,349	281,882	146,353	529
188	계	S.T	361	708	1,502	165,592	135,164	101
	입원	I.P	57	167	485	136,712	119,568	9
	외래	O.P	354	541	1,017	28,880	15,596	99
189	계	S.T	447	4,139	54,327	1,313,192	1,156,899	1,543
	입원	I.P	148	1,906	7,652	831,492	740,209	740
	외래	O.P	422	2,233	46,675	481,700	416,691	1,481
190	계	S.T	4,347	8,077	41,268	1,450,466	1,150,542	1,995
	입원	I.P	797	2,572	5,165	1,016,522	909,551	307
	외래	O.P	3,772	5,505	36,103	433,944	240,992	1,759
191	계	S.T	23	47	139	10,910	8,170	145
	입원	I.P	2	20	26	8,357	6,764	81
	외래	O.P	22	27	113	2,554	1,406	121
192	계	S.T	187,938	299,668	1,579,981	10,860,739	7,922,428	150,119
	입원	I.P	2,214	4,305	9,727	1,195,469	1,077,660	2,004
	외래	O.P	186,464	295,363	1,570,254	9,665,270	6,844,768	149,061
193	계	S.T	4	4	14	525	356	8
	입원	I.P	-	-	-	-	-	-
	외래	O.P	4	4	14	525	356	8
194	계	S.T	2,074	4,911	39,637	817,451	605,402	9,713
	입원	I.P	131	891	1,692	429,819	386,017	171
	외래	O.P	2,029	4,020	37,945	387,632	219,385	9,643
195	계	S.T	105	361	4,433	106,556	87,222	201
	입원	I.P	19	155	351	83,576	75,836	32
	외래	O.P	102	206	4,082	22,980	11,385	196
196	계	S.T	377	2,137	8,097	577,145	501,161	549
	입원	I.P	71	1,160	1,728	510,181	460,360	107
	외래	O.P	360	977	6,369	66,963	40,800	524
197	계	S.T	4,498	9,759	39,551	1,689,286	1,386,152	3,335
	입원	I.P	1,361	3,763	8,492	1,223,070	1,118,568	953
	외래	O.P	3,361	5,996	31,059	466,217	267,584	2,566
198	계	S.T	170,578	312,550	1,335,638	11,827,919	8,702,961	179,462
	입원	I.P	934	4,698	9,066	1,175,675	1,033,508	701
	외래	O.P	170,273	307,852	1,326,572	10,652,244	7,669,453	179,280
199	계	S.T	555,918	1,176,855	6,109,509	46,169,621	32,743,071	482,581
	입원	I.P	1,344	3,353	8,076	887,569	788,583	1,407
	외래	O.P	555,565	1,173,502	6,101,433	45,282,051	31,954,488	482,269
200	계	S.T	3,232	6,543	67,388	795,017	654,598	7,835
	입원	I.P	60	496	1,319	248,520	224,689	80
	외래	O.P	3,228	6,047	66,069	546,497	429,909	7,819

주 : 진료일 기준 (한의원료 제외, 요양급여일수, 진료비와 급여비는 약국포함)

연령별 진료현황(총계) <계속>

Disease Categories by Age(Total) <Cont'd>

(단위 : 명, 일, 천원)

Unit : Person, Day, KRW 1,000

14 세			15 ~ 19 세				
요양급여일수 Reimbursed Days	진료비 Medical Expense	급여비 Benefit	진료실인원수 Patients	입내원일수 Visits	요양급여일수 Reimbursed Days	진료비 Medica Expense	급여비 Benefit
2,286,330	84,561,045	60,277,826	697,385	1,664,721	2,804,885	84,048,194	58,477,438
6,523	865,606	749,389	736	1,573	5,568	803,472	614,935
2,279,807	83,695,439	59,528,436	697,335	1,663,148	2,799,317	83,244,722	57,862,504
238,326	3,120,691	2,189,171	48,075	70,930	257,804	3,158,097	2,164,537
4,329	606,530	526,815	437	1,237	4,021	576,863	452,972
233,997	2,514,161	1,662,356	47,990	69,693	253,783	2,581,234	1,711,565
74,473	561,771	413,149	20,396	32,746	168,545	1,332,833	953,475
800	112,625	101,713	117	582	1,868	252,753	203,930
73,673	449,146	311,437	20,354	32,164	166,677	1,080,081	749,546
1,311,754	8,615,275	6,079,219	268,628	469,545	2,212,481	15,299,916	10,733,973
3,077	282,200	251,496	1,043	2,187	6,090	544,348	437,506
1,308,677	8,333,075	5,827,723	267,981	467,358	2,206,391	14,755,568	10,296,467
664,087	4,458,867	3,172,695	167,039	276,500	1,721,591	10,782,714	7,529,634
2,865	427,838	381,252	436	1,650	4,890	563,575	439,621
661,222	4,031,029	2,791,443	166,818	274,850	1,716,701	10,219,138	7,090,013
52,026	15,965,735	13,373,176	6,931	29,019	56,121	16,933,672	12,837,198
33,250	15,435,508	13,076,189	4,137	18,731	35,093	16,312,020	12,493,725
18,776	530,227	296,988	6,535	10,288	21,028	621,651	343,473
2,924	728,817	637,297	405	1,362	2,829	470,912	358,733
1,104	647,349	598,331	172	428	1,107	404,778	325,195
1,820	81,468	38,966	397	934	1,722	66,134	33,538
946	54,231	43,142	137	358	1,277	121,995	93,647
69	44,983	38,366	25	160	281	108,967	86,620
877	9,248	4,776	130	198	996	13,029	7,027
368,334	8,824,811	7,868,295	3,679	39,147	879,563	20,507,574	18,219,643
42,061	3,719,297	3,332,564	1,182	9,101	68,654	5,790,921	5,096,950
326,273	5,105,514	4,535,731	3,619	30,046	810,909	14,716,653	13,122,693
17,269	642,592	511,313	1,942	4,318	16,182	826,364	598,778
2,351	458,678	414,626	342	1,876	3,531	624,622	493,646
14,918	183,914	96,687	1,736	2,442	12,651	201,742	105,132
2,116	133,817	115,066	473	1,825	5,362	475,352	349,520
857	118,872	107,156	251	1,232	2,637	415,279	316,363
1,259	14,945	7,910	379	593	2,725	60,073	33,157
967,878	8,676,271	6,324,585	210,863	375,557	1,541,214	15,849,614	11,347,357
11,142	1,930,602	1,735,764	3,989	9,901	22,701	4,490,717	3,580,208
956,736	6,745,669	4,588,821	209,518	365,656	1,518,513	11,358,897	7,767,148
69	631	419	133	250	2,474	30,773	21,551
-	-	-	12	45	160	15,448	11,964
69	631	419	128	205	2,314	15,325	9,587
221,998	2,330,744	1,541,450	20,335	40,818	534,531	4,011,348	2,635,748
2,506	621,829	558,624	364	2,114	6,152	686,088	543,141
219,492	1,708,915	982,826	20,189	38,704	528,379	3,325,260	2,092,606
8,160	215,491	172,027	689	2,909	25,819	1,278,938	926,538
700	172,220	151,539	231	1,455	4,072	1,128,657	849,229
7,460	43,271	20,488	655	1,454	21,747	150,281	77,310
12,208	675,764	575,709	794	3,953	18,233	1,013,008	767,160
2,448	573,180	516,328	254	2,110	4,452	835,297	672,951
9,760	102,584	59,381	731	1,843	13,781	177,711	94,209
36,219	1,484,470	1,221,981	4,893	9,758	63,155	1,894,694	1,351,201
7,806	1,104,610	1,010,326	1,152	2,826	8,856	1,216,029	978,796
28,413	379,860	211,655	3,982	6,932	54,299	678,665	372,405
1,521,485	12,850,018	9,097,703	216,532	462,538	2,564,632	19,217,671	13,474,998
7,742	975,965	855,403	1,348	8,262	15,765	2,025,232	1,568,874
1,513,743	11,874,053	8,242,300	216,331	454,276	2,548,867	17,192,438	11,906,125
6,459,332	50,105,876	34,733,380	480,919	1,288,144	9,704,300	66,429,724	46,919,954
10,491	1,191,668	1,039,063	1,816	5,236	14,771	1,455,320	1,151,821
6,448,841	48,914,208	33,694,317	480,522	1,282,908	9,689,529	64,974,403	45,768,133
184,469	2,198,116	1,826,027	16,593	35,988	408,805	4,278,414	3,486,082
1,953	237,969	210,195	160	1,264	3,682	433,083	363,858
182,516	1,960,147	1,615,832	16,556	34,724	405,123	3,845,331	3,122,224

Note : Based on the Treatment Month (excluding herbal medicine, including pharmacy in Reimbursed Days, Medical Expense and Benefit)

제VI-2표
Table VI-2

298 질병분류별
Benefits by Classification of 298

구 분 Division			20 ~ 24 세				25 세 ~	
			진료실인원수 Patients	입내원일수 Visits	요양급여일수 Reimbursed Days	진료비 Medical Expense	급여비 Benefit	진료실인원수 Patients
								입내원일수 Visits
181	계	S.T	1,154,989	2,784,894	5,153,425	170,769,017	116,998,970	1,503,099
	입원	I.P	1,137	2,273	8,189	1,217,742	896,793	945
	외래	O.P	1,154,916	2,782,621	5,145,236	169,551,276	116,102,177	1,503,021
182	계	S.T	50,894	74,381	284,046	3,873,950	2,588,483	62,824
	입원	I.P	663	2,151	6,497	941,219	699,540	769
	외래	O.P	50,779	72,230	277,549	2,932,731	1,888,943	62,705
183	계	S.T	17,972	26,133	227,713	1,961,219	1,366,625	27,883
	입원	I.P	182	981	2,834	448,953	341,326	308
	외래	O.P	17,899	25,152	224,879	1,512,265	1,025,299	27,753
184	계	S.T	205,669	290,769	2,024,021	15,149,545	10,381,873	282,080
	입원	I.P	1,627	2,614	7,803	737,411	556,304	2,206
	외래	O.P	204,524	288,155	2,016,218	14,412,134	9,825,568	280,541
185	계	S.T	182,842	280,568	2,559,954	16,597,702	11,349,392	273,691
	입원	I.P	837	2,530	8,533	1,021,585	759,329	1,322
	외래	O.P	182,371	278,038	2,551,421	15,576,117	10,590,064	272,961
186	계	S.T	6,267	29,543	58,114	17,855,846	12,864,621	8,254
	입원	I.P	4,275	20,199	37,934	17,219,251	12,518,794	5,633
	외래	O.P	5,783	9,344	20,180	636,595	345,827	7,731
187	계	S.T	874	3,514	7,598	1,330,457	964,751	1,215
	입원	I.P	480	1,376	3,516	1,164,129	877,847	643
	외래	O.P	857	2,138	4,082	166,328	86,904	1,182
188	계	S.T	179	441	1,617	117,477	81,884	428
	입원	I.P	29	147	374	97,876	70,914	126
	외래	O.P	173	294	1,243	19,601	10,970	418
189	계	S.T	6,437	51,156	1,504,343	31,028,029	27,574,183	9,290
	입원	I.P	1,005	7,507	40,608	4,341,893	3,738,312	1,028
	외래	O.P	6,329	43,649	1,463,735	26,686,136	23,835,871	9,158
190	계	S.T	2,117	4,756	18,998	1,260,728	862,167	2,843
	입원	I.P	506	2,402	4,983	958,923	720,145	701
	외래	O.P	1,765	2,354	14,015	301,805	142,022	2,382
191	계	S.T	1,097	4,206	12,924	1,123,032	794,021	2,503
	입원	I.P	545	2,765	5,957	950,476	701,555	1,230
	외래	O.P	892	1,441	6,967	172,556	92,466	2,064
192	계	S.T	158,090	256,554	1,347,585	20,774,903	14,725,348	218,472
	입원	I.P	7,387	17,505	38,433	8,711,675	6,707,170	11,924
	외래	O.P	156,076	239,049	1,309,152	12,063,228	8,018,178	215,737
193	계	S.T	636	1,565	17,888	325,403	232,995	1,870
	입원	I.P	86	599	1,464	234,935	179,443	282
	외래	O.P	592	966	16,424	90,467	53,553	1,748
194	계	S.T	37,709	69,915	1,003,975	7,491,976	4,969,433	61,616
	입원	I.P	821	4,324	14,170	1,537,353	1,156,737	1,391
	외래	O.P	37,300	65,591	989,805	5,954,623	3,812,696	60,951
195	계	S.T	2,430	11,502	91,672	5,748,716	4,066,815	6,189
	입원	I.P	1,054	5,960	16,859	5,127,598	3,739,098	2,837
	외래	O.P	2,303	5,542	74,813	621,118	327,717	5,914
196	계	S.T	1,427	6,798	39,425	1,917,595	1,365,673	3,268
	입원	I.P	444	3,889	9,597	1,516,169	1,143,401	1,029
	외래	O.P	1,282	2,909	29,828	401,426	222,273	2,990
197	계	S.T	7,771	14,878	107,826	3,691,981	2,523,992	14,667
	입원	I.P	1,887	4,951	14,498	2,434,650	1,852,752	2,938
	외래	O.P	6,264	9,927	93,328	1,257,332	671,240	12,496
198	계	S.T	247,974	506,513	2,856,974	22,582,966	15,670,351	321,581
	입원	I.P	1,798	11,113	21,898	2,803,721	2,096,918	2,004
	외래	O.P	247,699	495,400	2,835,076	19,779,245	13,573,434	321,228
199	계	S.T	640,854	1,703,998	13,205,346	106,496,230	78,042,071	813,956
	입원	I.P	1,889	6,306	16,078	1,679,703	1,268,823	2,127
	외래	O.P	640,397	1,697,692	13,189,268	104,816,527	76,773,248	813,424
200	계	S.T	25,296	61,376	1,042,350	6,794,063	5,239,279	50,785
	입원	I.P	309	1,879	5,954	571,468	435,443	523
	외래	O.P	25,208	59,497	1,036,396	6,222,595	4,803,836	50,661

주 : 진료일 기준 (한의원료 제외, 요양급여일수, 진료비와 급여비는 약국포함)

연령별 진료현황(총계) <계속>

Disease Categories by Age(Total) <Cont'd>

(단위 : 명, 일, 천원)

Unit : Person, Day, KRW 1,000

29 세			30 ~ 34 세				
요양급여일수 Reimbursed Days	진료비 Medical Expense	급여비 Benefit	진료실인원수 Patients	입내원일수 Visits	요양급여일수 Reimbursed Days	진료비 Medical Expense	급여비 Benefit
5,937,767	209,531,659	144,334,163	1,514,927	3,432,992	5,647,974	206,574,736	142,842,318
6,981	898,691	667,745	740	1,416	5,358	712,052	525,345
5,930,786	208,632,968	143,666,417	1,514,837	3,431,576	5,642,616	205,862,685	142,316,973
367,439	4,880,559	3,242,766	61,098	92,053	377,400	4,976,405	3,299,738
7,860	1,078,128	798,840	769	2,410	7,842	1,123,178	832,401
359,579	3,802,431	2,443,926	60,957	89,643	369,558	3,853,227	2,467,337
443,671	3,711,202	2,564,861	34,532	53,853	630,314	5,422,399	3,742,511
4,820	717,937	548,730	424	2,187	6,546	1,000,361	762,371
438,851	2,993,266	2,016,131	34,368	51,666	623,768	4,422,038	2,980,140
3,158,593	24,196,863	16,548,714	304,430	440,791	3,804,604	30,649,520	21,006,998
10,488	954,586	718,024	2,252	3,618	11,224	1,089,347	817,209
3,148,105	23,242,278	15,830,689	302,842	437,173	3,793,380	29,560,173	20,189,789
4,454,849	28,878,624	19,672,263	308,932	507,486	5,778,425	38,405,998	26,137,281
12,024	1,354,421	999,164	1,612	4,508	16,228	2,102,141	1,557,575
4,442,825	27,524,203	18,673,098	308,106	502,978	5,762,197	36,303,857	24,579,706
77,260	23,658,645	17,058,836	8,287	39,851	81,556	24,339,622	17,548,592
49,443	22,787,684	16,585,060	5,736	26,616	50,736	23,423,386	17,046,179
27,817	870,961	473,777	7,718	13,235	30,820	916,235	502,413
10,508	1,766,235	1,282,039	1,351	5,119	11,495	1,884,342	1,364,321
4,458	1,533,619	1,157,702	679	1,780	4,760	1,622,301	1,221,342
6,050	232,616	124,337	1,327	3,339	6,735	262,041	142,979
5,657	367,579	254,939	816	2,856	9,478	815,957	566,497
1,052	302,394	220,995	291	1,027	2,544	676,635	492,714
4,605	65,185	33,944	791	1,829	6,934	139,322	73,783
2,121,247	40,310,070	35,822,200	9,447	61,331	2,101,470	36,912,504	32,812,787
42,053	5,024,312	4,310,602	906	6,800	33,794	4,353,194	3,741,601
2,079,194	35,285,758	31,511,598	9,336	54,531	2,067,676	32,559,310	29,071,186
29,777	1,875,420	1,285,806	2,845	7,638	33,151	1,957,977	1,335,916
6,396	1,429,467	1,076,438	734	4,004	7,439	1,481,814	1,096,613
23,381	445,952	209,368	2,372	3,634	25,712	476,163	239,303
30,467	2,486,708	1,763,178	3,749	15,107	52,235	3,959,431	2,799,486
13,566	2,057,824	1,527,664	1,768	9,301	20,479	3,241,698	2,405,934
16,901	428,883	235,514	3,230	5,806	31,756	717,733	393,552
2,030,589	37,825,204	26,713,003	256,905	442,076	2,497,090	60,274,453	41,994,922
59,964	14,188,032	10,963,764	14,188	32,579	76,011	17,605,826	13,534,956
1,970,625	23,637,172	15,749,239	253,651	409,497	2,421,079	42,668,626	28,459,966
76,486	1,909,826	1,441,428	3,053	11,698	169,201	3,691,619	2,785,053
6,233	1,544,424	1,228,271	457	5,358	11,055	2,978,380	2,371,680
70,253	365,401	213,157	2,889	6,340	158,146	713,239	413,373
1,810,226	13,876,373	9,433,606	78,049	150,896	2,785,957	19,189,136	12,987,647
24,557	3,481,513	2,719,873	1,646	10,884	31,779	4,657,426	3,600,464
1,785,669	10,394,859	6,713,734	77,255	140,012	2,754,178	14,531,710	9,387,184
226,082	15,019,536	10,545,564	10,977	51,709	436,085	26,143,543	18,360,056
45,811	13,338,529	9,662,129	4,910	24,842	79,487	23,101,747	16,760,310
180,271	1,681,007	883,436	10,571	26,867	356,598	3,041,796	1,599,746
112,835	5,135,032	3,643,237	4,902	24,887	180,090	7,517,268	5,308,038
23,156	4,161,088	3,135,611	1,432	13,756	32,115	5,896,698	4,463,039
89,679	973,945	507,626	4,516	11,131	147,975	1,620,570	844,999
176,479	6,416,549	4,270,999	20,470	39,487	257,217	9,469,320	6,296,046
22,728	3,888,353	2,892,506	3,427	8,928	30,019	5,681,079	4,209,437
153,751	2,528,196	1,378,493	18,179	30,559	227,198	3,788,241	2,086,609
3,475,536	28,971,351	20,088,951	301,015	600,512	3,101,765	27,209,707	18,881,915
23,031	3,003,899	2,251,415	1,845	11,885	23,690	3,003,414	2,240,383
3,452,505	25,967,453	17,837,536	300,673	588,627	3,078,075	24,206,293	16,641,532
15,956,876	134,819,493	98,624,814	795,175	2,116,478	14,861,789	126,923,351	92,318,889
17,386	1,994,050	1,499,488	2,074	6,084	17,416	1,794,054	1,357,068
15,939,490	132,825,444	97,125,326	794,613	2,110,394	14,844,373	125,129,297	90,961,821
2,914,041	13,938,903	10,475,703	73,684	229,312	5,224,197	21,702,444	16,192,975
10,334	879,308	682,035	659	3,655	11,615	1,045,981	806,638
2,903,707	13,059,595	9,793,668	73,561	225,657	5,212,582	20,656,463	15,386,336

Note : Based on the Treatment Month (excluding herbal medicine, including pharmacy in Reimbursed Days, Medical Expense and Benefit)

제VI-2표
Table VI-2

298 질병분류별
Benefits by Classification of 298

구 분 Division			35 ~ 39 세				40 세 ~	
			진료실인원수 Patients	입내원일수 Visits	요양급여일수 Reimbursed Days	진료비 Medical Expense	급여비 Benefit	진료실인원수 Patients
181	계	S.T	1,310,989	3,165,966	5,268,136	188,119,471	130,244,305	1,598,691
	입원	I.P	634	1,247	4,815	565,047	417,556	723
	외래	O.P	1,310,885	3,164,719	5,263,321	187,554,424	129,826,749	1,598,549
182	계	S.T	56,552	89,225	376,544	4,893,753	3,241,905	65,434
	입원	I.P	712	2,273	7,440	1,126,929	827,245	891
	외래	O.P	56,432	86,952	369,104	3,766,824	2,414,660	65,261
183	계	S.T	39,304	64,739	828,432	7,132,033	4,923,872	94,305
	입원	I.P	582	2,922	9,613	1,509,452	1,148,780	1,045
	외래	O.P	39,091	61,817	818,819	5,622,581	3,775,092	93,913
184	계	S.T	294,571	450,026	4,226,867	32,758,410	22,467,013	443,187
	입원	I.P	1,892	3,354	10,420	1,030,593	770,175	2,221
	외래	O.P	293,284	446,672	4,216,447	31,727,818	21,696,837	441,615
185	계	S.T	309,912	538,035	6,698,930	42,768,141	29,090,120	478,204
	입원	I.P	1,664	4,927	18,302	2,301,151	1,717,455	2,573
	외래	O.P	309,112	533,108	6,680,628	40,466,990	27,372,665	477,086
186	계	S.T	7,302	36,865	74,660	22,563,096	16,258,725	8,113
	입원	I.P	5,234	24,658	46,564	21,728,953	15,802,610	5,932
	외래	O.P	6,841	12,207	28,096	834,143	456,115	7,534
187	계	S.T	1,274	4,952	11,698	1,869,134	1,349,984	1,618
	입원	I.P	672	1,815	4,852	1,621,882	1,218,913	954
	외래	O.P	1,246	3,137	6,846	247,251	131,071	1,564
188	계	S.T	1,043	4,286	14,061	1,238,565	861,107	1,475
	입원	I.P	450	1,701	4,147	1,046,815	763,827	716
	외래	O.P	1,016	2,585	9,914	191,750	97,280	1,409
189	계	S.T	7,920	50,717	1,809,576	29,219,060	25,990,601	8,576
	입원	I.P	658	5,044	26,399	3,049,506	2,621,428	631
	외래	O.P	7,821	45,673	1,783,177	26,169,554	23,369,172	8,491
190	계	S.T	2,411	6,535	32,734	1,901,588	1,354,015	2,934
	입원	I.P	670	3,536	6,857	1,543,277	1,162,495	970
	외래	O.P	2,007	2,999	25,877	358,311	191,520	2,362
191	계	S.T	4,415	18,268	71,460	4,882,489	3,462,117	6,228
	입원	I.P	2,035	11,019	24,368	3,997,553	2,967,285	2,513
	외래	O.P	3,832	7,249	47,092	884,936	494,832	5,462
192	계	S.T	257,475	452,413	2,727,378	71,732,017	49,649,736	436,489
	입원	I.P	13,894	32,852	79,914	18,371,743	14,185,392	18,202
	외래	O.P	254,247	419,561	2,647,464	53,360,274	35,464,344	431,727
193	계	S.T	4,471	21,686	337,180	6,942,215	5,235,816	7,939
	입원	I.P	720	10,878	20,330	5,568,138	4,428,892	1,283
	외래	O.P	4,213	10,808	316,850	1,374,077	806,924	7,461
194	계	S.T	83,906	171,202	3,730,322	23,851,676	16,273,826	119,886
	입원	I.P	1,685	13,787	36,247	6,216,236	4,879,859	2,445
	외래	O.P	83,152	157,415	3,694,075	17,635,440	11,393,967	118,812
195	계	S.T	14,744	68,707	620,056	33,533,918	23,474,646	22,133
	입원	I.P	6,285	31,779	99,961	29,324,325	21,265,493	8,470
	외래	O.P	14,258	36,928	520,095	4,209,593	2,209,153	21,450
196	계	S.T	6,090	32,698	257,642	9,443,498	6,584,552	9,367
	입원	I.P	1,631	17,000	40,507	7,170,313	5,418,516	2,086
	외래	O.P	5,692	15,698	217,135	2,273,185	1,166,036	8,839
197	계	S.T	22,503	45,971	356,969	11,386,554	7,604,369	34,398
	입원	I.P	3,129	10,128	32,488	6,852,126	5,113,744	4,045
	외래	O.P	20,659	35,843	324,481	4,534,428	2,490,625	32,316
198	계	S.T	242,414	485,190	2,482,136	22,472,654	15,583,824	264,093
	입원	I.P	1,688	12,021	23,994	3,096,604	2,316,533	2,207
	외래	O.P	242,119	473,169	2,458,142	19,376,051	13,267,291	263,611
199	계	S.T	680,901	1,807,151	12,716,201	105,736,181	76,658,997	805,839
	입원	I.P	1,805	7,129	17,420	1,940,175	1,468,982	2,198
	외래	O.P	680,456	1,800,022	12,698,781	103,796,006	75,190,015	805,239
200	계	S.T	89,480	290,532	7,210,779	28,690,403	21,442,524	125,248
	입원	I.P	742	4,733	14,326	1,371,253	1,044,990	1,085
	외래	O.P	89,330	285,799	7,196,453	27,319,150	20,397,533	124,994

주 : 진료일 기준 (한의원료 제외, 요양급여일수, 진료비와 급여비는 약국포함)

연령별 진료현황(총계) <계속>

Disease Categories by Age(Total) <Cont'd>

(단위 : 명, 일, 천원)

Unit : Person, Day, KRW 1,000

44 세			45 ~ 49 세				
요양급여일수 Reimbursed Days	진료비 Medical Expense	급여비 Benefit	진료실인원수 Patients	입내원일수 Visits	요양급여일수 Reimbursed Days	진료비 Medical Expense	급여비 Benefit
7,090,211	241,783,303	167,467,280	1,578,003	4,441,534	8,004,792	257,049,873	178,112,754
5,077	578,557	426,694	721	1,216	5,052	461,241	341,822
7,085,134	241,204,746	167,040,587	1,577,815	4,440,318	7,999,740	256,588,632	177,770,933
485,972	5,962,203	3,955,970	61,676	103,807	496,484	5,980,939	3,954,464
9,462	1,477,621	1,083,344	902	3,187	9,689	1,630,171	1,195,393
476,510	4,484,582	2,872,626	61,508	100,620	486,795	4,350,768	2,759,070
2,060,789	15,366,701	10,576,800	86,351	147,762	2,176,056	16,236,546	11,229,060
18,867	3,177,654	2,453,896	1,254	7,650	24,032	4,291,445	3,291,338
2,041,922	12,189,047	8,122,903	85,873	140,112	2,152,024	11,945,101	7,937,722
7,079,938	47,745,146	32,336,363	376,032	591,253	7,049,757	42,593,421	28,911,886
13,379	1,336,997	998,099	2,082	4,238	13,684	1,416,922	1,044,912
7,066,559	46,408,149	31,338,264	374,601	587,015	7,036,073	41,176,498	27,866,974
11,736,753	64,098,291	43,484,217	423,190	772,182	12,315,834	61,815,566	41,916,194
30,054	3,583,021	2,704,397	2,560	8,450	31,507	4,160,015	3,114,029
11,706,699	60,515,270	40,779,821	422,107	763,732	12,284,327	57,655,551	38,802,165
89,689	25,867,218	18,639,146	6,928	38,318	86,375	23,355,136	16,840,332
54,439	24,945,747	18,140,316	5,246	26,696	49,937	22,535,175	16,396,361
35,250	921,472	498,829	6,431	11,622	36,438	819,961	443,970
15,463	2,585,400	1,877,129	1,746	7,240	17,661	2,801,787	2,038,359
6,728	2,259,985	1,703,176	1,033	2,916	7,558	2,447,688	1,850,754
8,735	325,415	173,953	1,687	4,324	10,103	354,099	187,604
22,154	2,083,153	1,466,035	1,340	6,611	27,088	2,069,097	1,485,872
6,597	1,785,278	1,312,215	607	3,304	6,870	1,806,057	1,348,372
15,557	297,874	153,820	1,273	3,307	20,218	263,039	137,500
1,956,647	28,529,955	25,325,486	7,252	43,746	1,721,765	21,796,966	19,360,114
24,003	3,134,604	2,669,544	478	4,296	20,947	2,607,958	2,241,955
1,932,644	25,395,350	22,655,942	7,169	39,450	1,700,818	19,189,008	17,118,159
47,246	2,924,806	2,163,621	3,114	12,040	60,626	3,975,508	2,994,919
11,484	2,504,492	1,933,088	1,154	8,041	15,344	3,556,708	2,762,249
35,762	420,314	230,533	2,425	3,999	45,282	418,800	232,669
103,482	6,102,759	4,297,917	5,711	21,535	105,704	5,614,260	3,990,155
30,715	4,880,528	3,607,948	2,229	12,558	28,699	4,510,962	3,358,757
72,767	1,222,231	689,969	4,997	8,977	77,005	1,103,298	631,398
4,772,483	138,014,306	94,293,515	360,549	646,000	4,587,963	115,750,818	78,795,937
123,054	24,450,757	18,730,854	15,798	42,389	114,590	22,287,423	17,029,651
4,649,429	113,563,549	75,562,661	355,930	603,611	4,473,373	93,463,395	61,766,286
714,640	14,672,680	11,208,016	9,398	53,224	1,003,103	16,467,264	12,325,398
39,133	11,917,656	9,584,320	1,558	27,441	50,276	12,755,344	10,112,760
675,507	2,755,024	1,623,696	8,836	25,783	952,827	3,711,920	2,212,638
6,129,134	37,800,281	25,833,768	118,487	264,479	7,028,343	43,655,280	30,243,419
56,039	10,380,723	8,131,279	2,683	27,891	65,044	13,491,049	10,710,878
6,073,095	27,419,558	17,702,488	117,337	236,588	6,963,299	30,164,231	19,532,541
1,024,200	45,968,042	32,211,931	22,843	100,019	1,146,109	46,227,654	32,477,673
137,694	39,862,072	28,966,539	8,209	44,721	138,246	39,914,935	29,116,686
886,506	6,105,971	3,245,392	22,112	55,298	1,007,863	6,312,719	3,360,987
404,635	12,921,101	8,834,781	10,154	46,691	441,775	12,279,105	8,316,272
54,982	9,231,143	6,947,269	1,962	19,912	47,401	8,262,723	6,265,812
349,653	3,689,958	1,887,512	9,637	26,779	394,374	4,016,382	2,050,460
604,834	17,572,420	11,828,581	32,704	70,644	704,566	17,681,205	12,012,661
51,397	10,630,034	7,975,467	3,786	16,131	48,098	10,713,020	8,148,466
553,437	6,942,387	3,853,114	30,748	54,513	656,468	6,968,185	3,864,195
2,771,976	25,064,108	17,405,351	226,744	471,639	2,434,715	22,364,087	15,520,363
32,997	4,127,640	3,102,347	2,140	17,749	34,002	4,166,883	3,118,518
2,738,979	20,936,468	14,303,004	226,262	453,890	2,400,713	18,197,204	12,401,845
15,997,048	122,520,567	88,431,419	761,675	2,064,686	15,787,217	112,848,589	80,541,184
20,907	2,384,192	1,812,953	2,223	10,146	24,201	2,843,205	2,158,962
15,976,141	120,136,375	86,618,466	761,028	2,054,540	15,763,016	110,005,384	78,382,223
10,652,114	43,778,857	33,367,950	133,069	435,912	11,289,101	49,803,041	38,607,448
25,199	1,986,381	1,510,553	1,115	8,071	23,160	2,272,250	1,746,288
10,626,915	41,792,477	31,857,396	132,794	427,841	11,265,941	47,530,791	36,861,160

Note : Based on the Treatment Month (excluding herbal medicine, including pharmacy in Reimbursed Days, Medical Expense and Benefit)

제VI-2표
Table VI-2

298 질병분류별
Benefits by Classification of 298

구 분 Division			50 ~ 54 세				55 세 ~	
			진료실인원수 Patients	입내원일수 Visits	요양급여일수 Reimbursed Days	진료비 Medical Expense	급여비 Benefit	진료실인원수 Patients
181	계	S.T	2,006,950	6,107,586	11,419,715	347,477,917	240,749,186	2,034,165
	입원	I.P	1,002	1,476	5,722	573,561	430,808	1,131
	외래	O.P	2,006,635	6,106,110	11,413,993	346,904,356	240,318,379	2,033,776
182	계	S.T	78,093	136,260	659,490	7,434,536	4,908,268	85,069
	입원	I.P	1,076	3,934	11,719	1,835,732	1,360,907	963
	외래	O.P	77,877	132,326	647,771	5,598,804	3,547,361	84,894
183	계	S.T	117,782	208,008	3,177,104	23,621,450	16,300,259	110,094
	입원	I.P	1,919	11,863	35,851	6,212,180	4,754,630	2,255
	외래	O.P	117,040	196,145	3,141,253	17,409,270	11,545,628	109,153
184	계	S.T	469,290	750,388	9,699,445	58,353,387	39,504,891	431,584
	입원	I.P	2,584	5,676	18,994	1,859,330	1,369,888	2,681
	외래	O.P	467,532	744,712	9,680,451	56,494,057	38,135,003	429,765
185	계	S.T	538,221	1,017,236	17,248,699	85,022,631	57,453,137	517,413
	입원	I.P	3,680	12,132	47,684	5,667,559	4,229,302	4,075
	외래	O.P	536,646	1,005,104	17,201,015	79,355,072	53,223,834	515,751
186	계	S.T	8,043	46,061	102,805	28,143,182	20,328,967	7,376
	입원	I.P	6,266	32,484	60,280	27,174,120	19,810,523	5,753
	외래	O.P	7,375	13,577	42,525	969,061	518,444	6,789
187	계	S.T	2,462	11,049	27,485	4,354,757	3,175,091	3,331
	입원	I.P	1,572	4,563	11,723	3,834,669	2,899,003	2,302
	외래	O.P	2,394	6,486	15,762	520,088	276,088	3,233
188	계	S.T	1,394	6,147	29,298	2,005,017	1,452,394	1,396
	입원	I.P	568	2,814	6,236	1,729,286	1,307,945	501
	외래	O.P	1,316	3,333	23,062	275,732	144,449	1,312
189	계	S.T	8,099	46,484	1,909,915	21,676,710	19,237,100	6,847
	입원	I.P	490	3,989	21,624	2,366,800	2,046,439	410
	외래	O.P	8,021	42,495	1,888,291	19,309,909	17,190,662	6,773
190	계	S.T	4,112	18,324	87,105	6,156,943	4,687,402	4,589
	입원	I.P	1,707	12,843	22,732	5,565,341	4,344,311	1,915
	외래	O.P	3,107	5,481	64,373	591,602	343,091	3,473
191	계	S.T	7,626	26,326	140,827	7,015,724	4,961,691	7,168
	입원	I.P	2,552	14,695	33,088	5,508,872	4,091,005	2,205
	외래	O.P	6,844	11,631	107,739	1,506,852	870,686	6,400
192	계	S.T	540,548	958,774	6,976,335	186,653,031	126,099,566	488,563
	입원	I.P	20,008	55,639	162,270	28,932,129	22,080,502	18,741
	외래	O.P	533,583	903,135	6,814,065	157,720,902	104,019,064	481,376
193	계	S.T	13,165	72,011	1,557,935	21,866,633	16,130,167	14,193
	입원	I.P	2,056	34,135	63,221	16,087,534	12,707,557	1,982
	외래	O.P	12,384	37,876	1,494,714	5,779,099	3,422,610	13,446
194	계	S.T	160,492	373,011	9,961,453	64,501,918	44,782,434	167,823
	입원	I.P	3,845	44,107	99,510	20,435,602	16,266,624	4,408
	외래	O.P	158,922	328,904	9,861,943	44,066,316	28,515,811	166,066
195	계	S.T	29,305	126,602	1,575,749	57,822,413	40,730,904	29,789
	입원	I.P	9,917	56,142	168,884	49,609,646	36,311,571	9,568
	외래	O.P	28,329	70,460	1,406,865	8,212,767	4,419,333	28,746
196	계	S.T	14,929	61,777	591,927	15,725,466	10,380,266	18,990
	입원	I.P	2,230	22,640	57,562	9,678,650	7,338,186	2,218
	외래	O.P	14,316	39,137	534,365	6,046,816	3,042,080	18,407
197	계	S.T	44,524	97,899	1,008,119	25,064,043	17,281,178	44,614
	입원	I.P	5,060	23,331	67,793	15,475,830	11,961,964	5,446
	외래	O.P	41,808	74,568	940,326	9,588,213	5,319,215	41,757
198	계	S.T	252,199	539,022	2,741,409	26,132,466	18,170,292	233,645
	입원	I.P	2,635	22,414	42,704	5,646,096	4,254,083	2,886
	외래	O.P	251,598	516,608	2,698,705	20,486,371	13,916,209	232,909
199	계	S.T	912,927	2,476,969	18,654,975	128,788,385	90,818,380	890,024
	입원	I.P	2,862	14,414	32,433	4,002,922	3,048,926	2,817
	외래	O.P	912,047	2,462,555	18,622,542	124,785,464	87,769,454	889,195
200	계	S.T	180,856	599,991	14,651,546	71,201,907	55,748,783	195,042
	입원	I.P	1,628	13,593	35,210	3,796,827	2,945,354	2,138
	외래	O.P	180,463	586,398	14,616,336	67,405,080	52,803,430	194,523

주 : 진료일 기준 (한의분류 제외, 요양급여일수, 진료비와 급여비는 약국포함)

연령별 진료현황(총계) <계속>

Disease Categories by Age(Total) <Cont'd>

(단위 : 명, 일, 천원)

Unit : Person, Day, KRW 1,000

59 세			60 ~ 64 세				
요양급여일수 Reimbursed Days	진료비 Medical Expense	급여비 Benefit	진료실인원수 Patients	입내원일수 Visits	요양급여일수 Reimbursed Days	진료비 Medica Expense	급여비 Benefit
12,752,935	367,753,937	254,793,050	2,150,368	7,286,850	14,166,994	393,460,922	272,639,984
6,610	572,412	427,140	1,258	1,990	6,439	505,836	382,552
12,746,325	367,181,525	254,365,911	2,149,919	7,284,860	14,160,555	392,955,086	272,257,432
762,772	7,848,314	5,165,157	101,447	191,110	982,374	9,567,771	6,350,216
11,075	1,721,298	1,271,032	1,048	5,043	12,932	2,154,231	1,625,368
751,697	6,127,016	3,894,125	101,217	186,067	969,442	7,413,539	4,724,848
3,381,464	25,131,478	17,496,562	136,239	273,120	4,510,928	33,010,495	23,062,804
42,522	7,767,658	6,019,908	3,027	21,759	60,888	10,779,163	8,370,623
3,338,942	17,363,820	11,476,655	134,945	251,361	4,450,040	22,231,332	14,692,180
10,083,524	55,697,488	37,778,439	511,366	886,528	13,018,570	69,752,256	47,330,013
21,493	2,074,752	1,534,238	3,097	8,137	26,127	2,600,219	1,930,188
10,062,031	53,622,735	36,244,201	509,378	878,391	12,992,443	67,152,037	45,399,825
18,885,573	88,345,883	59,651,149	632,576	1,345,687	25,499,681	116,253,787	78,346,658
56,434	6,821,436	5,177,361	5,215	21,331	76,903	9,242,949	7,035,317
18,829,139	81,524,447	54,473,787	630,535	1,324,356	25,422,778	107,010,838	71,311,340
100,402	26,411,329	19,055,875	7,555	45,982	105,312	26,891,265	19,384,857
57,743	25,499,881	18,565,040	5,847	32,779	59,841	25,917,163	18,866,740
42,659	911,448	490,835	6,960	13,203	45,471	974,102	518,116
42,485	6,467,550	4,731,215	5,315	26,353	74,969	10,334,747	7,564,507
17,215	5,710,120	4,330,814	3,661	11,357	28,245	9,079,927	6,901,111
25,270	757,430	400,400	5,167	14,996	46,724	1,254,820	663,396
35,070	2,013,522	1,460,322	1,900	8,669	52,380	3,039,807	2,224,569
6,104	1,753,499	1,327,222	685	4,498	9,055	2,668,362	2,025,905
28,966	260,023	133,100	1,745	4,171	43,325	371,446	198,664
1,622,964	16,342,112	14,450,492	7,430	40,609	1,777,350	16,423,783	14,485,002
17,324	2,090,897	1,798,454	430	4,024	14,199	2,031,210	1,720,458
1,605,640	14,251,216	12,652,038	7,335	36,585	1,763,151	14,392,573	12,764,544
93,549	6,942,669	5,299,508	5,831	30,011	151,643	10,381,062	7,940,191
26,709	6,294,530	4,932,213	2,577	22,078	38,689	9,505,966	7,441,837
66,840	648,139	367,294	4,368	7,933	112,954	875,096	498,354
156,253	6,702,400	4,769,590	8,054	25,017	168,383	7,138,020	5,110,983
30,237	5,218,399	3,900,735	1,957	12,683	27,944	5,471,377	4,125,517
126,016	1,484,002	868,855	7,355	12,334	140,439	1,666,643	985,467
7,028,791	169,387,600	114,275,497	609,750	1,124,452	9,468,344	217,899,607	146,924,092
166,054	30,612,746	23,526,641	21,988	73,847	213,946	37,266,354	28,697,868
6,862,737	138,774,855	90,748,856	600,655	1,050,605	9,254,398	180,633,253	118,226,223
1,798,058	21,800,937	16,053,474	16,320	84,689	2,237,755	23,901,861	17,487,438
58,486	15,145,042	12,115,299	2,043	35,062	64,229	15,908,924	12,751,214
1,739,572	6,655,895	3,938,175	15,520	49,627	2,173,526	7,992,936	4,736,224
11,245,243	74,057,250	51,342,747	193,910	486,406	13,260,156	90,335,053	62,745,103
114,072	23,878,747	19,045,192	5,304	65,321	139,374	29,625,176	23,640,501
11,131,171	50,178,502	32,297,555	191,835	421,085	13,120,782	60,709,877	39,104,603
1,732,637	59,313,455	42,010,834	35,389	160,308	2,199,351	71,244,252	50,710,376
166,537	50,833,606	37,404,713	10,806	74,931	202,700	60,816,017	45,030,328
1,566,100	8,479,849	4,606,122	34,116	85,377	1,996,651	10,428,236	5,680,049
704,854	17,532,523	11,190,253	27,044	90,341	931,787	21,067,695	12,874,267
58,133	9,805,955	7,389,732	2,503	23,554	62,759	9,926,590	7,475,448
646,721	7,726,568	3,800,521	26,339	66,787	869,028	11,141,105	5,398,819
1,207,308	29,063,762	20,415,660	53,854	134,563	1,589,105	37,727,375	26,900,422
80,282	18,901,416	14,839,816	6,583	39,199	106,400	24,988,688	19,892,821
1,127,026	10,162,346	5,575,845	50,321	95,364	1,482,705	12,738,687	7,007,600
2,590,345	25,464,099	17,739,882	240,847	555,977	2,764,223	28,273,157	19,756,683
48,009	6,231,490	4,688,165	3,221	31,905	57,767	7,873,730	5,942,379
2,542,336	19,232,608	13,051,717	240,063	524,072	2,706,456	20,399,427	13,814,304
17,871,573	120,142,148	83,954,559	951,947	2,639,983	19,762,832	128,623,677	89,605,018
37,035	4,774,207	3,641,573	3,003	27,244	49,007	6,643,865	5,068,680
17,834,538	115,367,941	80,312,986	951,003	2,612,739	19,713,825	121,979,812	84,536,339
15,819,296	80,933,533	63,629,811	231,448	814,917	19,180,207	102,955,622	81,396,494
52,553	5,923,881	4,608,806	3,027	35,291	77,398	9,997,770	7,821,147
15,766,743	75,009,652	59,021,004	230,718	779,626	19,102,809	92,957,853	73,575,347

Note : Based on the Treatment Month (excluding herbal medicine, including pharmacy in Reimbursed Days, Medical Expense and Benefit)

제VI-2표
Table VI-2

298 질병분류별
Benefits by Classification of 298

구 분 Division			65 ~ 69 세				70 세 ~	
			진료실인원수 Patients	입내원일수 Visits	요양급여일수 Reimbursed Days	진료비 Medical Expense	급여비 Benefit	진료실인원수 Patients
181	계	S.T	1,863,685	7,522,329	14,823,575	1,072,774,598	754,839,967	1,197,107
	입원	I.P	1,406	2,727	7,850	868,665	642,563	1,154
	외래	O.P	1,863,166	7,519,602	14,815,725	1,071,905,933	754,197,403	1,196,609
182	계	S.T	99,703	197,568	1,030,488	9,397,716	6,619,602	77,752
	입원	I.P	961	4,466	12,017	1,988,226	1,484,832	742
	외래	O.P	99,481	193,102	1,018,471	7,409,491	5,134,770	77,572
183	계	S.T	114,209	247,408	4,213,183	29,653,743	21,223,625	85,637
	입원	I.P	2,673	20,958	54,721	10,386,080	8,094,730	2,382
	외래	O.P	113,075	226,450	4,158,462	19,267,663	13,128,895	84,634
184	계	S.T	446,896	849,785	12,621,897	61,390,726	43,670,094	331,899
	입원	I.P	2,534	7,213	22,163	2,259,313	1,696,331	1,758
	외래	O.P	445,316	842,572	12,599,734	59,131,413	41,973,763	330,909
185	계	S.T	566,229	1,319,594	25,737,907	109,331,745	76,134,755	420,832
	입원	I.P	4,371	20,077	64,568	8,220,868	6,355,843	3,343
	외래	O.P	564,678	1,299,517	25,673,339	101,110,877	69,778,913	419,702
186	계	S.T	6,040	37,910	89,296	21,805,566	15,807,655	3,925
	입원	I.P	4,655	27,284	49,185	20,988,490	15,366,454	2,961
	외래	O.P	5,505	10,626	40,111	817,076	441,201	3,540
187	계	S.T	6,674	34,851	96,880	13,236,624	9,704,990	6,199
	입원	I.P	4,611	14,963	36,227	11,600,746	8,842,822	4,260
	외래	O.P	6,515	19,888	60,653	1,635,878	862,168	6,056
188	계	S.T	2,310	10,441	69,349	3,616,595	2,683,603	2,060
	입원	I.P	726	5,277	10,433	3,148,841	2,425,073	703
	외래	O.P	2,144	5,164	58,916	467,754	258,530	1,896
189	계	S.T	6,007	33,498	1,441,388	12,815,979	11,308,984	3,934
	입원	I.P	377	3,472	12,042	1,693,091	1,444,291	273
	외래	O.P	5,902	30,026	1,429,346	11,122,888	9,864,693	3,863
190	계	S.T	6,006	35,745	171,530	12,486,437	9,630,621	5,271
	입원	I.P	2,851	27,230	46,780	11,565,799	9,082,011	2,505
	외래	O.P	4,423	8,515	124,750	920,638	548,611	3,904
191	계	S.T	6,771	21,993	162,847	6,434,598	4,625,364	4,790
	입원	I.P	1,579	10,980	23,533	4,978,606	3,758,564	1,093
	외래	O.P	6,213	11,013	139,314	1,455,992	866,800	4,389
192	계	S.T	508,697	997,784	9,254,642	175,892,384	120,506,022	378,862
	입원	I.P	17,732	68,323	177,127	35,106,001	27,146,852	12,748
	외래	O.P	501,585	929,461	9,077,515	140,786,383	93,359,170	374,028
193	계	S.T	13,303	66,648	1,955,988	15,152,841	10,565,939	7,404
	입원	I.P	1,343	24,122	42,106	8,388,693	6,562,096	758
	외래	O.P	12,777	42,526	1,913,882	6,764,147	4,003,843	7,057
194	계	S.T	160,973	432,684	11,819,377	81,969,092	57,539,959	103,862
	입원	I.P	4,708	65,672	127,641	29,231,113	23,434,284	3,506
	외래	O.P	159,275	367,012	11,691,736	52,737,980	34,105,675	102,605
195	계	S.T	34,443	170,755	2,370,378	77,079,083	55,569,864	27,909
	입원	I.P	10,735	85,770	220,459	66,492,645	49,751,565	9,111
	외래	O.P	32,916	84,985	2,149,919	10,586,439	5,818,299	26,422
196	계	S.T	28,235	91,359	973,366	21,770,287	13,270,281	21,638
	입원	I.P	2,341	20,982	55,491	10,027,580	7,594,242	1,671
	외래	O.P	27,554	70,377	917,875	11,742,707	5,676,040	21,136
197	계	S.T	47,208	128,719	1,590,928	37,553,951	27,028,388	33,719
	입원	I.P	6,553	42,106	109,795	25,859,723	20,615,895	5,604
	외래	O.P	43,666	86,613	1,481,133	11,694,228	6,412,493	30,603
198	계	S.T	211,858	533,300	2,578,423	27,268,154	20,295,054	148,477
	입원	I.P	3,077	33,236	58,626	8,430,214	6,411,797	2,518
	외래	O.P	211,038	500,064	2,519,797	18,837,940	13,883,257	147,852
199	계	S.T	848,467	2,515,434	18,714,512	116,062,094	86,591,401	600,877
	입원	I.P	2,684	27,209	47,367	6,667,990	5,135,930	2,054
	외래	O.P	847,639	2,488,225	18,667,145	109,394,104	81,455,472	600,099
200	계	S.T	222,635	847,321	18,663,689	100,684,114	80,491,870	166,575
	입원	I.P	3,151	40,033	82,756	12,314,562	9,702,215	2,588
	외래	O.P	221,898	807,288	18,580,933	88,369,552	70,789,654	166,030

주 : 진료일 기준 (한의원료 제외, 요양급여일수, 진료비와 급여비는 약국포함)

연령별 진료현황(총계) <계속>

Disease Categories by Age(Total) <Cont'd>

(단위 : 명, 일, 천원)

Unit : Person, Day, KRW 1,000

74 세			75 세이상				
요양급여일수 Reimbursed Days	진료비 Medical Expense	급여비 Benefit	진료실인원수 Patients	입내원일수 Visits	요양급여일수 Reimbursed Days	진료비 Medical Expense	급여비 Benefit
9,465,466	563,052,484	397,423,935	1,621,790	6,611,659	13,303,173	846,291,893	598,886,186
6,159	766,520	563,458	5,171	11,366	22,914	4,264,775	3,088,334
9,459,307	562,285,964	396,860,478	1,618,475	6,600,293	13,280,259	842,027,117	595,797,853
858,425	7,544,114	5,376,764	152,473	349,673	1,761,058	17,486,699	12,608,830
9,979	1,635,696	1,215,451	2,131	15,119	32,223	5,628,990	4,239,779
848,446	5,908,418	4,161,314	151,864	334,554	1,728,835	11,857,711	8,369,051
3,315,046	24,369,623	17,694,176	126,737	383,974	5,921,195	61,485,278	46,034,101
49,555	10,019,701	7,869,075	7,871	93,424	187,958	39,813,469	31,032,140
3,265,491	14,349,923	9,825,101	122,908	290,550	5,733,237	21,671,811	15,001,960
9,808,686	45,332,532	32,589,964	523,226	1,198,838	17,696,721	71,536,148	52,537,884
17,333	1,785,116	1,353,586	4,601	22,106	52,262	5,718,046	4,381,769
9,791,353	43,547,416	31,236,378	520,575	1,176,732	17,644,459	65,818,101	48,156,116
20,674,831	84,386,419	59,166,995	632,365	1,747,632	35,110,059	135,967,325	96,798,537
53,293	7,080,072	5,547,403	7,220	54,449	130,481	18,151,525	14,199,253
20,621,538	77,306,346	53,619,591	629,386	1,693,183	34,979,578	117,815,800	82,599,285
59,891	14,630,541	10,664,084	6,832	52,816	124,995	27,740,704	20,375,598
33,818	14,088,374	10,369,759	5,068	41,907	70,807	26,785,405	19,862,659
26,073	542,167	294,326	5,839	10,909	54,188	955,301	512,941
101,478	12,674,313	9,313,734	12,732	70,878	220,288	24,813,717	18,287,570
34,715	11,105,846	8,492,411	8,040	31,963	72,209	21,699,099	16,654,925
66,763	1,568,467	821,322	12,384	38,915	148,079	3,114,617	1,632,645
69,006	3,338,852	2,470,770	5,244	28,719	200,689	9,768,672	7,239,972
9,713	2,904,886	2,237,471	1,680	17,273	29,082	8,712,549	6,652,052
59,293	433,966	233,299	4,721	11,446	171,607	1,056,121	587,921
929,251	8,040,898	7,061,417	5,127	34,743	1,156,276	10,989,591	9,531,402
8,211	1,307,628	1,111,724	623	11,415	20,476	3,244,760	2,701,446
921,040	6,733,270	5,949,693	4,868	23,328	1,135,800	7,744,832	6,829,957
160,897	10,202,435	7,785,533	14,744	117,376	526,359	38,681,266	29,504,382
41,157	9,418,577	7,325,990	7,826	97,619	155,126	36,521,969	28,222,172
119,740	783,857	459,543	9,938	19,757	371,233	2,159,298	1,282,212
132,286	5,636,860	4,127,162	6,497	38,913	235,332	14,213,356	10,656,085
19,102	4,625,929	3,518,965	2,348	28,034	47,828	12,860,032	9,859,904
113,184	1,010,931	608,197	5,305	10,879	187,504	1,353,324	796,181
7,907,121	132,274,063	91,498,090	591,205	1,566,376	19,490,494	197,177,331	142,334,012
140,582	30,553,170	23,923,266	23,895	199,310	368,230	89,826,933	69,643,564
7,766,539	101,720,893	67,574,825	581,175	1,367,066	19,122,264	107,350,397	72,630,448
1,061,938	8,272,336	5,794,946	6,945	38,276	955,493	7,839,917	5,456,862
23,785	4,601,351	3,625,796	828	16,510	26,718	4,573,951	3,542,188
1,038,153	3,670,986	2,169,149	6,512	21,766	928,775	3,265,967	1,914,674
7,734,692	57,752,811	40,819,865	126,348	443,295	9,307,194	92,798,256	67,196,096
102,303	23,070,666	18,403,806	7,960	147,847	242,830	51,794,937	40,747,524
7,632,389	34,682,146	22,416,059	122,896	295,448	9,064,364	41,003,319	26,448,570
2,107,412	70,408,352	51,256,378	63,144	567,169	5,816,847	243,083,305	181,767,360
203,295	61,587,764	46,363,609	28,483	413,855	796,522	223,445,341	170,649,193
1,904,117	8,820,589	4,892,769	54,735	153,314	5,020,325	19,637,963	11,118,168
714,221	16,017,295	9,677,466	30,096	113,939	1,220,887	28,392,946	18,689,848
37,465	7,146,154	5,388,651	3,891	42,714	85,514	17,149,218	13,083,298
676,756	8,871,140	4,288,816	28,471	71,225	1,135,373	11,243,725	5,606,550
1,238,663	32,267,187	23,627,565	61,070	284,131	2,838,138	97,744,181	73,769,443
97,393	23,779,572	18,939,602	19,069	177,928	353,758	83,490,801	65,760,410
1,141,270	8,487,615	4,687,964	48,729	106,203	2,484,380	14,253,379	8,009,035
1,907,981	21,100,354	15,842,037	260,503	813,969	3,815,032	50,556,501	37,949,099
50,326	7,158,439	5,430,479	7,453	96,639	162,376	23,705,620	18,029,924
1,857,655	13,941,915	10,411,559	258,083	717,330	3,652,656	26,850,882	19,919,178
14,414,781	85,798,471	64,630,784	1,011,237	3,706,195	28,303,755	182,196,729	137,525,011
52,830	7,392,268	5,644,934	8,932	321,109	370,226	46,591,636	35,610,666
14,361,951	78,406,202	58,985,850	1,005,933	3,385,086	27,933,529	135,605,093	101,914,343
14,067,481	76,673,779	61,579,833	301,563	1,351,194	24,080,533	124,393,555	98,399,003
75,730	11,290,113	8,889,835	5,580	129,434	196,301	26,509,924	20,896,322
13,991,751	65,383,666	52,689,998	300,034	1,221,760	23,884,232	97,883,630	77,502,681

Note : Based on the Treatment Month (excluding herbal medicine, including pharmacy in Reimbursed Days, Medical Expense and Benefit)

제VI-2표
Table VI-2

298 질병분류별
Benefits by Classification of 298

구 분 Division			총 계 G.T				0 세	
			진료실인원수 Patients	입내원일수 Visits	요양급여일수 Reimbursed Days	진료비 Medical Expense	급여비 Benefit	진료실인원수 Patients
201	계	S.T	4,302,664	24,609,113	244,750,827	2,483,305,552	1,741,348,802	1,826
	입원	I.P	146,728	2,822,459	5,351,133	1,012,158,206	765,364,369	2
	외래	O.P	4,287,655	21,786,654	239,399,694	1,471,147,346	975,984,433	1,826
202	계	S.T	129,862	505,838	2,356,619	80,327,030	57,365,671	387
	입원	I.P	17,289	188,638	428,815	63,936,576	47,697,795	2
	외래	O.P	127,135	317,200	1,927,804	16,390,453	9,667,875	386
203	계	S.T	2,074,233	6,798,448	43,043,865	565,459,818	395,182,493	853
	입원	I.P	94,184	858,333	1,849,769	253,384,444	186,131,603	2
	외래	O.P	2,048,839	5,940,115	41,194,096	312,075,374	209,050,889	852
204	계	S.T	120,925	801,301	27,339,877	198,348,754	170,410,918	311
	입원	I.P	10,006	148,660	342,107	61,434,760	53,150,933	258
	외래	O.P	119,990	652,641	26,997,770	136,913,995	117,259,985	274
205	계	S.T	2,760,486	14,777,516	98,724,857	1,325,954,377	924,190,924	3
	입원	I.P	270,678	1,883,198	5,169,352	491,637,403	362,520,005	-
	외래	O.P	2,703,064	12,894,318	93,555,505	834,316,973	561,670,919	3
206	계	S.T	8,075,884	44,844,689	280,297,517	3,505,603,852	2,532,697,843	12,435
	입원	I.P	224,361	2,218,461	5,172,211	610,140,995	456,733,838	15
	외래	O.P	8,028,602	42,626,228	275,125,306	2,895,462,857	2,075,964,005	12,425
207	계	S.T	8,853,328	33,934,928	182,226,571	2,044,900,506	1,442,227,142	1,355
	입원	I.P	221,012	1,627,353	3,859,297	534,373,702	397,062,736	10
	외래	O.P	8,824,014	32,307,575	178,367,274	1,510,526,805	1,045,164,406	1,348
208	계	S.T	1,376,255	4,006,536	136,719,298	428,226,802	291,322,571	24
	입원	I.P	13,657	132,268	372,554	38,227,981	29,081,759	-
	외래	O.P	1,369,631	3,874,268	136,346,744	389,998,821	262,240,813	24
209	계	S.T	12,681	179,191	663,386	39,362,022	29,264,023	8
	입원	I.P	4,689	121,880	185,444	35,303,964	26,945,204	4
	외래	O.P	10,998	57,311	477,942	4,058,058	2,318,819	8
210	계	S.T	365,216	1,583,898	18,114,443	262,028,937	185,864,031	1,306
	입원	I.P	34,548	421,780	980,500	162,729,647	123,031,040	5
	외래	O.P	353,256	1,162,118	17,133,943	99,299,290	62,832,991	1,305
211	계	S.T	6,553	16,842	280,628	2,530,082	1,799,001	-
	입원	I.P	205	2,735	4,676	1,069,620	859,762	-
	외래	O.P	6,433	14,107	275,952	1,460,463	939,239	-
212	계	S.T	92,094	356,914	15,106,051	73,594,753	47,659,090	6
	입원	I.P	4,195	36,724	88,082	14,473,013	11,460,791	1
	외래	O.P	91,079	320,190	15,017,969	59,121,740	36,198,298	6
213	계	S.T	221,294	1,013,890	5,798,359	250,223,237	186,222,877	3,570
	입원	I.P	60,462	583,354	1,136,948	207,028,164	160,424,670	1,993
	외래	O.P	195,737	430,536	4,661,411	43,195,074	25,798,206	3,034
214	계	S.T	384,192	12,300,821	92,969,188	2,833,254,032	2,456,316,436	22
	입원	I.P	70,284	2,343,623	3,108,262	676,337,850	572,929,231	11
	외래	O.P	366,158	9,957,198	89,860,926	2,156,916,183	1,883,387,205	19
215	계	S.T	322,182	996,566	10,393,968	423,832,071	289,287,129	31
	입원	I.P	70,913	200,471	649,488	145,103,984	110,694,980	2
	외래	O.P	306,868	796,095	9,744,480	278,728,087	178,592,149	30
216	계	S.T	1,686,149	3,745,651	29,613,853	233,664,704	163,270,108	905
	입원	I.P	12,399	67,410	157,939	19,789,487	15,356,911	88
	외래	O.P	1,679,707	3,678,241	29,455,914	213,875,217	147,913,197	862
217	계	S.T	1,644,994	4,652,091	93,621,620	604,726,759	426,192,091	6,519
	입원	I.P	77,023	607,815	1,187,823	219,808,361	171,822,020	2,348
	외래	O.P	1,614,422	4,044,276	92,433,797	384,918,397	254,370,072	5,792
218	계	S.T	1,530,488	6,752,848	276,614,862	789,777,266	533,873,587	-
	입원	I.P	30,132	127,139	415,847	58,893,261	44,814,871	-
	외래	O.P	1,527,025	6,625,709	276,199,015	730,884,005	489,058,716	-
219	계	S.T	263,680	810,640	11,778,899	88,639,119	61,349,064	-
	입원	I.P	5,061	34,268	86,744	11,928,954	9,024,930	-
	외래	O.P	262,092	776,372	11,692,155	76,710,165	52,324,134	-
220	계	S.T	14,697	45,578	296,231	9,579,649	6,906,788	1,049
	입원	I.P	3,472	11,164	32,008	6,488,051	5,087,525	36
	외래	O.P	14,398	34,414	264,223	3,091,598	1,819,263	1,023

주 : 진료일 기준 (한의원료 제외, 요양급여일수, 진료비와 급여비는 약국포함)

연령별 진료현황(총계) <계속>

Disease Categories by Age(Total) <Cont'd>

(단위 : 명, 일, 천원)

Unit : Person, Day, KRW 1,000

0Age			1 ~ 4세				
요양급여일수 Reimbursed Days	진료비 Medical Expense	급여비 Benefit	진료실인원수 Patients	입내원일수 Visits	요양급여일수 Reimbursed Days	진료비 Medical Expense	급여비 Benefit
2,601	75,246	62,290	2,436	3,328	4,642	186,453	145,416
4	3,855	3,291	15	109	238	58,227	52,252
2,597	71,391	58,999	2,433	3,219	4,404	128,225	93,164
524	22,649	19,853	4,694	7,648	8,636	317,850	213,792
19	6,006	5,442	5	25	105	10,044	8,829
505	16,644	14,411	4,694	7,623	8,531	307,806	204,963
1,309	46,791	41,682	7,980	10,176	15,764	801,440	631,539
23	6,281	5,994	197	766	1,245	292,132	258,591
1,286	40,511	35,688	7,846	9,410	14,519	509,307	372,948
14,175	902,346	800,937	4,733	23,413	156,795	7,968,450	6,647,106
5,678	724,248	654,070	2,111	13,226	49,107	5,715,976	5,135,205
8,497	178,098	146,867	4,553	10,187	107,688	2,252,473	1,511,901
3	72	61	27	36	51	1,550	1,082
-	-	-	-	-	-	-	-
3	72	61	27	36	51	1,550	1,082
46,177	1,107,588	963,665	11,000	55,992	61,675	1,565,995	1,219,089
90	17,457	15,079	57	223	318	84,652	77,980
46,087	1,090,131	948,586	10,971	55,769	61,357	1,481,343	1,141,109
4,107	87,578	76,691	29,959	48,314	128,016	2,471,944	1,935,019
42	11,214	9,521	549	1,367	2,950	421,786	374,636
4,065	76,364	67,170	29,683	46,947	125,066	2,050,158	1,560,383
30	1,270	1,088	107	180	368	17,603	13,581
-	-	-	7	16	57	7,744	7,002
30	1,270	1,088	105	164	311	9,859	6,580
208	47,861	45,030	66	456	1,598	137,542	114,158
183	46,457	43,818	23	298	538	129,099	109,384
25	1,405	1,212	60	158	1,060	8,443	4,774
2,355	93,875	82,685	2,633	5,017	6,446	221,143	159,640
36	22,780	21,803	22	64	93	22,149	19,394
2,319	71,095	60,882	2,623	4,953	6,353	198,994	140,246
-	-	-	20	74	539	13,314	10,266
-	-	-	2	33	63	10,559	8,510
-	-	-	19	41	476	2,755	1,756
347	42,431	40,855	225	1,959	15,126	394,028	309,623
73	37,588	36,533	62	710	1,464	250,079	206,249
274	4,843	4,322	215	1,249	13,662	143,950	103,374
79,133	4,338,653	3,847,572	7,221	27,733	153,760	5,033,020	4,166,116
30,338	3,813,824	3,424,189	1,973	12,338	28,827	3,712,200	3,287,844
48,795	524,829	423,383	6,614	15,395	124,933	1,320,820	878,272
741	234,617	226,249	183	1,674	17,400	754,289	671,527
278	223,096	216,085	32	626	1,290	502,037	451,691
463	11,521	10,164	178	1,048	16,110	252,251	219,835
369	6,169	5,358	158	470	9,817	100,890	81,802
8	1,149	1,089	17	69	252	49,769	45,743
361	5,020	4,269	154	401	9,565	51,120	36,059
5,496	128,301	116,581	9,077	14,390	52,790	775,698	637,484
888	76,404	70,051	315	1,353	2,622	242,853	215,865
4,608	51,897	46,530	8,867	13,037	50,168	532,845	421,619
73,069	4,042,092	3,577,735	27,546	61,746	226,128	6,076,223	5,125,323
29,868	3,472,827	3,091,905	3,298	16,645	36,744	3,965,404	3,500,676
43,201	569,265	485,830	26,335	45,101	189,384	2,110,820	1,624,647
-	-	-	3	6	29	426	324
-	-	-	-	-	-	-	-
-	-	-	3	6	29	426	324
-	-	-	10	11	16	672	462
-	-	-	-	-	-	-	-
-	-	-	10	11	16	672	462
1,735	132,480	119,327	2,309	5,245	7,850	1,023,909	835,001
151	40,184	38,559	365	641	2,358	692,470	618,387
1,584	92,296	80,768	2,288	4,604	5,492	331,440	216,614

Note : Based on the Treatment Month (excluding herbal medicine, including pharmacy in Reimbursed Days, Medical Expense and Benefit)

제VI-2표
Table VI-2

298 질병분류별
Benefits by Classification of 298

구 분 Division			5 ~ 9 세				10 세 ~		
			진료실인원수 Patients	입내원일수 Visits	요양급여일수 Reimbursed Days	진료비 Medical Expense	급여비 Benefit	진료실인원수 Patients	입내원일수 Visits
201	계	S.T	4,219	6,210	13,596	310,937	209,219	11,391	20,599
	입원	I.P	8	47	80	29,403	26,314	48	248
	외래	O.P	4,218	6,163	13,516	281,534	182,904	11,374	20,351
202	계	S.T	13,160	31,634	35,501	1,381,782	882,024	13,761	33,662
	입원	I.P	103	615	1,464	327,964	290,372	683	3,164
	외래	O.P	13,141	31,019	34,037	1,053,818	591,652	13,635	30,498
203	계	S.T	22,615	33,355	62,776	1,843,091	1,316,082	45,077	85,441
	입원	I.P	264	1,367	2,630	478,983	410,558	735	4,346
	외래	O.P	22,503	31,988	60,146	1,364,108	905,524	44,841	81,095
204	계	S.T	3,180	12,430	116,492	4,159,092	3,349,107	1,263	6,544
	입원	I.P	854	5,916	20,370	2,954,064	2,662,122	145	1,908
	외래	O.P	3,089	6,514	96,122	1,205,028	686,984	1,242	4,636
205	계	S.T	181	274	543	11,948	7,665	2,391	7,235
	입원	I.P	-	-	-	-	-	152	728
	외래	O.P	181	274	543	11,948	7,665	2,331	6,507
206	계	S.T	19,118	40,272	65,408	1,763,545	1,247,149	74,396	192,376
	입원	I.P	106	617	1,237	521,961	470,329	537	3,449
	외래	O.P	19,072	39,655	64,171	1,241,585	776,820	74,237	188,927
207	계	S.T	94,574	154,829	406,702	6,894,081	4,915,940	177,439	332,680
	입원	I.P	1,043	3,798	7,865	972,566	843,736	1,224	6,374
	외래	O.P	94,230	151,031	398,837	5,921,515	4,072,203	177,103	326,306
208	계	S.T	535	1,428	3,866	246,458	192,896	1,585	4,997
	입원	I.P	70	352	1,419	176,366	156,710	225	1,268
	외래	O.P	510	1,076	2,447	70,092	36,187	1,511	3,729
209	계	S.T	136	708	2,911	192,227	160,386	297	2,183
	입원	I.P	34	440	708	173,943	151,165	84	1,311
	외래	O.P	124	268	2,203	18,284	9,221	286	872
210	계	S.T	9,718	19,396	37,677	1,394,075	939,804	24,206	63,935
	입원	I.P	172	1,144	2,461	441,435	393,659	651	3,996
	외래	O.P	9,653	18,252	35,216	952,640	546,145	24,058	59,939
211	계	S.T	93	276	1,067	45,004	32,217	165	401
	입원	I.P	14	80	194	22,036	20,196	12	53
	외래	O.P	85	196	873	22,969	12,022	161	348
212	계	S.T	1,281	5,426	68,461	966,996	661,203	2,595	8,682
	입원	I.P	108	928	2,508	365,713	319,032	152	1,248
	외래	O.P	1,267	4,498	65,953	601,283	342,171	2,576	7,434
213	계	S.T	3,441	10,762	51,969	1,865,685	1,415,087	1,879	5,245
	입원	I.P	612	3,800	8,936	1,257,757	1,108,578	271	1,786
	외래	O.P	3,231	6,962	43,033	607,928	306,510	1,784	3,459
214	계	S.T	290	1,729	28,962	591,442	489,904	382	2,681
	입원	I.P	42	389	1,070	254,101	225,254	79	864
	외래	O.P	280	1,340	27,892	337,341	264,650	359	1,817
215	계	S.T	378	1,149	18,631	260,974	194,469	672	1,655
	입원	I.P	61	225	867	149,909	136,172	100	255
	외래	O.P	372	924	17,764	111,065	58,297	648	1,400
216	계	S.T	17,115	26,410	102,859	1,180,094	861,320	11,452	17,300
	입원	I.P	230	914	1,946	188,851	165,877	80	344
	외래	O.P	16,996	25,496	100,913	991,243	695,443	11,404	16,956
217	계	S.T	30,526	52,824	311,310	3,308,945	2,440,041	15,883	26,921
	입원	I.P	859	4,008	8,716	1,036,975	913,899	228	1,031
	외래	O.P	30,109	48,816	302,594	2,271,970	1,526,142	15,769	25,890
218	계	S.T	11	14	72	649	479	10	14
	입원	I.P	-	-	-	-	-	-	-
	외래	O.P	11	14	72	649	479	10	14
219	계	S.T	45	76	382	3,573	2,528	130	201
	입원	I.P	-	-	-	-	-	1	8
	외래	O.P	45	76	382	3,573	2,528	130	193
220	계	S.T	857	1,979	3,826	435,671	341,970	345	592
	입원	I.P	188	321	1,261	313,729	277,609	23	50
	외래	O.P	842	1,658	2,565	121,941	64,360	343	542

주 : 진료일 기준 (한의원료 제외, 요양급여일수, 진료비와 급여비는 약국포함)

연령별 진료현황(총계) <계속>

Disease Categories by Age(Total) <Cont'd>

(단위 : 명, 일, 천원)

Unit : Person, Day, KRW 1,000

14 세			15 ~ 19 세				
요양급여일수 Reimbursed Days	진료비 Medical Expense	급여비 Benefit	진료실인원수 Patients	입내원일수 Visits	요양급여일수 Reimbursed Days	진료비 Medical Expense	급여비 Benefit
66,706	965,369	639,550	20,985	41,238	176,322	2,088,006	1,379,622
648	77,962	64,808	145	736	1,698	225,778	173,456
66,058	887,407	574,742	20,933	40,502	174,624	1,862,228	1,206,167
48,926	3,154,871	2,305,096	6,819	15,496	34,628	1,678,531	1,177,050
8,926	1,907,381	1,669,633	397	2,434	6,262	1,055,357	834,549
40,000	1,247,490	635,463	6,758	13,062	28,366	623,174	342,502
233,390	4,805,832	3,455,668	64,758	153,216	522,826	10,933,563	7,636,009
9,451	1,473,214	1,255,593	2,273	15,034	36,630	5,186,246	3,861,867
223,939	3,332,618	2,200,075	64,227	138,182	486,196	5,747,317	3,774,142
108,418	1,614,808	1,293,815	1,328	9,371	211,036	2,786,835	2,363,176
5,894	842,079	753,080	155	2,324	6,626	1,341,348	1,185,299
102,524	772,728	540,735	1,318	7,047	204,410	1,445,487	1,177,877
24,939	450,919	322,167	21,547	85,898	399,876	6,259,924	4,307,526
1,953	149,021	128,334	2,201	10,836	32,608	2,379,028	1,790,810
22,986	301,897	193,833	21,018	75,062	367,268	3,880,897	2,516,717
371,214	9,682,702	7,041,813	168,247	481,594	1,311,820	22,955,474	16,305,829
9,336	3,689,300	3,259,591	1,341	6,459	17,333	4,286,277	3,520,715
361,878	5,993,402	3,782,222	167,770	475,135	1,294,487	18,669,197	12,785,114
1,047,352	13,760,938	9,695,415	251,203	535,642	1,859,136	21,851,626	15,267,952
13,384	1,724,152	1,482,335	2,420	12,384	28,927	2,969,680	2,302,586
1,033,968	12,036,786	8,213,080	250,594	523,258	1,830,209	18,881,945	12,965,366
17,752	780,638	599,904	2,137	7,903	29,804	1,156,049	821,767
5,516	567,406	495,648	326	2,512	5,803	872,234	669,986
12,236	213,232	104,256	2,052	5,391	24,001	283,814	151,781
8,156	587,156	489,580	318	1,625	10,360	307,694	230,230
2,466	525,217	460,952	52	720	1,248	250,207	200,939
5,690	61,939	28,629	307	905	9,112	57,487	29,291
164,613	4,095,437	2,860,628	9,283	26,134	89,398	2,233,764	1,556,167
8,697	1,474,908	1,293,157	667	3,884	9,845	1,264,072	993,076
155,916	2,620,529	1,567,471	9,056	22,250	79,553	969,692	563,091
2,792	46,987	30,184	151	289	2,846	31,226	20,067
107	16,722	14,897	6	33	69	9,943	8,108
2,685	30,265	15,287	148	256	2,777	21,283	11,959
115,562	1,409,355	946,466	2,464	8,847	182,964	1,587,009	1,023,787
3,362	476,547	424,047	180	1,109	3,306	497,796	399,694
112,200	932,808	522,419	2,442	7,738	179,658	1,089,213	624,093
33,928	920,526	674,773	3,031	10,846	45,999	2,126,362	1,522,899
3,710	586,010	517,563	730	5,183	11,153	1,618,436	1,257,767
30,218	334,515	157,211	2,785	5,663	34,846	507,925	265,133
49,769	1,107,201	932,898	782	6,594	85,090	2,245,786	1,881,663
2,138	605,337	550,340	153	1,453	3,176	873,262	742,919
47,631	501,863	382,558	737	5,141	81,914	1,372,524	1,138,744
18,014	375,722	264,305	2,463	6,390	44,501	2,284,754	1,552,676
838	142,257	130,829	585	1,206	4,317	745,292	576,125
17,176	233,465	133,475	2,293	5,184	40,184	1,539,462	976,552
64,813	760,576	535,094	23,154	39,344	190,721	2,149,598	1,483,457
694	93,150	82,788	142	401	1,027	96,225	74,846
64,119	667,426	452,306	23,072	38,943	189,694	2,053,373	1,408,610
179,122	1,608,176	1,072,169	17,728	34,734	274,262	2,874,659	1,951,690
2,492	294,781	258,624	337	1,594	3,509	522,715	412,805
176,630	1,313,395	813,545	17,529	33,140	270,753	2,351,945	1,538,886
85	1,338	919	123	259	3,696	32,356	22,201
-	-	-	-	-	-	-	-
85	1,338	919	123	259	3,696	32,356	22,201
1,361	18,369	13,217	1,868	4,329	35,462	378,600	261,718
15	2,473	2,326	8	43	115	15,561	12,036
1,346	15,896	10,891	1,867	4,286	35,347	363,039	249,683
1,713	76,459	52,661	152	339	748	61,703	43,258
172	38,900	34,261	25	70	206	42,707	33,672
1,541	37,559	18,401	149	269	542	18,996	9,586

Note : Based on the Treatment Month (excluding herbal medicine, including pharmacy in Reimbursed Days, Medical Expense and Benefit)

제VI-2표
Table VI-2

298 질병분류별
Benefits by Classification of 298

구 분 Division			20 ~ 24 세				25 세 ~	
			진료실인원수 Patients	입내원일수 Visits	요양급여일수 Reimbursed Days	진료비 Medical Expense	급여비 Benefit	진료실인원수 Patients
								입내원일수 Visits
201	계	S.T	31,041	62,512	364,204	4,236,053	2,770,089	48,681
	입원	I.P	336	2,165	5,581	686,854	496,564	439
	외래	O.P	30,927	60,347	358,623	3,549,199	2,273,525	48,533
202	계	S.T	5,035	14,854	43,617	2,126,930	1,488,787	4,033
	입원	I.P	508	4,834	11,072	1,631,988	1,206,023	453
	외래	O.P	4,979	10,020	32,545	494,943	282,764	3,974
203	계	S.T	86,390	215,863	869,325	19,703,579	13,569,274	116,070
	입원	I.P	4,054	30,345	74,115	10,644,346	7,701,946	3,808
	외래	O.P	85,560	185,518	795,210	9,059,234	5,867,328	115,278
204	계	S.T	2,299	18,212	465,930	5,120,511	4,377,884	3,972
	입원	I.P	242	3,783	9,811	1,749,522	1,497,844	310
	외래	O.P	2,288	14,429	456,119	3,370,989	2,880,039	3,960
205	계	S.T	54,773	208,695	1,083,354	17,861,447	12,215,869	88,003
	입원	I.P	6,423	35,761	107,795	7,570,479	5,578,638	9,302
	외래	O.P	53,163	172,934	975,559	10,290,968	6,637,231	85,868
206	계	S.T	209,781	563,065	2,316,866	39,231,870	28,069,579	334,061
	입원	I.P	2,249	8,879	23,823	2,551,278	1,917,989	3,116
	외래	O.P	208,759	554,186	2,293,043	36,680,592	26,151,590	332,636
207	계	S.T	295,054	626,285	2,599,303	31,841,497	21,925,636	432,016
	입원	I.P	3,979	20,735	49,927	5,461,930	4,052,186	5,660
	외래	O.P	294,025	605,550	2,549,376	26,379,567	17,873,450	430,696
208	계	S.T	2,173	7,537	69,509	1,258,923	859,440	2,874
	입원	I.P	320	2,383	5,901	935,520	685,427	288
	외래	O.P	2,078	5,154	63,608	323,403	174,013	2,787
209	계	S.T	247	2,030	6,705	486,188	353,869	311
	입원	I.P	58	1,284	2,016	435,136	326,588	90
	외래	O.P	222	746	4,689	51,052	27,281	289
210	계	S.T	8,577	25,991	123,671	3,321,953	2,323,040	10,329
	입원	I.P	921	6,793	16,247	2,350,119	1,750,307	1,013
	외래	O.P	8,239	19,198	107,424	971,834	572,733	9,902
211	계	S.T	217	473	7,773	51,071	31,779	251
	입원	I.P	5	49	75	10,201	7,876	8
	외래	O.P	213	424	7,698	40,870	23,903	245
212	계	S.T	3,195	11,378	394,018	2,167,996	1,360,873	4,131
	입원	I.P	184	1,114	2,764	495,520	379,696	220
	외래	O.P	3,172	10,264	391,254	1,672,476	981,177	4,094
213	계	S.T	7,307	24,554	105,765	4,901,312	3,462,344	9,874
	입원	I.P	1,820	11,489	24,285	3,743,717	2,806,248	2,065
	외래	O.P	6,735	13,065	81,480	1,157,595	656,096	9,207
214	계	S.T	1,484	16,825	192,890	5,085,800	4,303,443	2,652
	입원	I.P	232	2,824	5,187	1,739,957	1,460,851	427
	외래	O.P	1,425	14,001	187,703	3,345,843	2,842,592	2,558
215	계	S.T	7,104	18,412	111,274	7,261,189	4,854,257	13,435
	입원	I.P	1,570	3,069	10,084	1,951,887	1,453,733	2,933
	외래	O.P	6,667	15,343	101,190	5,309,303	3,400,524	12,602
216	계	S.T	74,182	136,193	740,882	8,944,175	6,119,001	111,648
	입원	I.P	411	832	2,469	227,623	170,147	550
	외래	O.P	73,982	135,361	738,413	8,716,552	5,948,854	111,376
217	계	S.T	55,838	116,867	806,497	10,720,877	7,328,995	105,883
	입원	I.P	703	2,560	6,268	901,678	673,146	903
	외래	O.P	55,402	114,307	800,229	9,819,199	6,655,849	105,360
218	계	S.T	729	1,487	25,114	195,007	131,352	2,066
	입원	I.P	2	1	34	632	427	10
	외래	O.P	727	1,486	25,080	194,375	130,925	2,060
219	계	S.T	9,103	23,084	206,761	2,202,578	1,512,242	18,847
	입원	I.P	24	145	342	40,774	29,911	48
	외래	O.P	9,093	22,939	206,419	2,161,804	1,482,331	18,838
220	계	S.T	186	442	1,016	75,400	51,171	256
	입원	I.P	28	90	278	45,699	35,587	53
	외래	O.P	181	352	738	29,700	15,584	252

주 : 진료일 기준 (한의원료 제외, 요양급여일수, 진료비와 급여비는 약국포함)

연령별 진료현황(총계) <계속>

Disease Categories by Age(Total) <Cont'd>

(단위 : 명, 일, 천원)

Unit : Person, Day, KRW 1,000

29 세			30 ~ 34 세				
요양급여일수 Reimbursed Days	진료비 Medical Expense	급여비 Benefit	진료실인원수 Patients	입내원일수 Visits	요양급여일수 Reimbursed Days	진료비 Medical Expense	급여비 Benefit
628,361	6,926,672	4,563,124	59,373	138,522	887,459	9,378,093	6,184,477
6,781	786,212	575,458	596	3,612	9,958	1,115,962	823,724
621,580	6,140,460	3,987,666	59,191	134,910	877,501	8,262,131	5,360,753
43,983	1,840,635	1,304,031	3,896	11,839	44,680	1,660,779	1,164,910
9,031	1,414,884	1,052,851	449	2,982	8,727	1,227,429	909,086
34,952	425,750	251,181	3,847	8,857	35,953	433,350	255,824
1,190,674	21,875,408	14,973,185	122,245	313,117	1,373,620	23,210,008	15,883,624
60,486	8,632,641	6,233,594	3,917	22,643	60,276	8,356,553	6,048,696
1,130,188	13,242,767	8,739,590	121,349	290,474	1,313,344	14,853,455	9,834,929
855,939	8,146,408	7,022,245	5,312	37,620	1,116,802	9,854,285	8,470,515
11,919	2,244,103	1,927,801	402	5,023	13,693	2,412,585	2,069,543
844,020	5,902,305	5,094,444	5,296	32,597	1,103,109	7,441,700	6,400,972
1,639,300	27,700,859	18,848,476	119,824	472,289	2,410,832	41,421,476	28,252,491
137,937	10,090,493	7,407,703	13,156	62,219	201,812	15,184,426	11,135,987
1,501,363	17,610,365	11,440,773	117,043	410,070	2,209,020	26,237,050	17,116,504
3,974,825	74,028,632	53,551,814	402,445	1,295,912	5,275,754	99,620,643	72,051,792
30,315	2,612,949	1,973,221	3,945	14,079	37,104	3,093,256	2,308,739
3,944,510	71,415,683	51,578,593	400,652	1,281,833	5,238,650	96,527,386	69,743,052
4,179,874	50,340,383	34,627,871	488,847	1,288,872	5,431,498	63,809,990	43,890,215
63,813	6,865,286	5,090,228	6,172	27,085	73,761	7,835,687	5,790,417
4,116,061	43,475,096	29,537,643	487,500	1,261,787	5,357,737	55,974,303	38,099,798
149,606	1,339,763	915,705	4,681	11,187	331,439	1,394,566	915,278
5,187	901,712	671,101	256	1,717	4,966	701,782	518,855
144,419	438,051	244,605	4,604	9,470	326,473	692,784	396,423
10,601	553,075	396,016	352	3,285	12,436	741,507	534,013
2,577	479,755	357,547	88	1,948	3,050	653,523	484,763
8,024	73,320	38,469	324	1,337	9,386	87,984	49,249
150,863	3,835,288	2,709,058	11,891	39,288	211,369	5,230,011	3,691,438
15,264	2,575,095	1,928,510	1,178	7,650	21,852	3,619,351	2,700,369
135,599	1,260,194	780,547	11,396	31,638	189,517	1,610,660	991,069
7,065	45,459	30,443	236	547	8,227	73,482	46,439
92	12,977	9,546	6	66	85	9,505	7,174
6,973	32,482	20,897	230	481	8,142	63,976	39,265
580,212	2,743,075	1,727,538	4,638	16,922	710,613	3,289,073	2,066,140
3,519	498,820	385,295	210	1,207	3,706	575,334	452,284
576,693	2,244,255	1,342,242	4,607	15,715	706,907	2,713,739	1,613,856
140,000	5,923,167	4,180,160	9,763	29,029	140,996	5,718,584	4,010,035
27,622	4,298,467	3,236,373	1,823	10,840	24,064	4,004,762	3,019,274
112,378	1,624,700	943,787	9,130	18,189	116,932	1,713,822	990,762
421,352	13,888,700	12,016,798	4,070	105,316	793,520	27,473,524	24,030,505
9,010	3,027,935	2,548,754	644	7,688	15,180	4,552,030	3,866,132
412,342	10,860,765	9,468,044	3,961	97,628	778,340	22,921,494	20,164,372
217,063	14,736,199	9,883,019	17,842	47,319	299,937	20,757,455	14,021,313
18,632	3,565,789	2,659,205	3,728	7,157	25,002	4,963,988	3,727,233
198,431	11,170,410	7,223,815	16,886	40,162	274,935	15,793,466	10,294,081
1,207,571	14,481,192	9,904,655	106,872	201,762	1,197,179	13,729,911	9,400,841
3,233	302,598	227,552	502	902	2,848	255,058	190,453
1,204,338	14,178,594	9,677,103	106,608	200,860	1,194,331	13,474,853	9,210,388
1,456,951	21,048,089	14,442,638	115,448	252,954	1,754,153	24,302,946	16,658,844
8,346	1,131,622	839,274	979	3,442	8,880	1,484,511	1,117,920
1,448,605	19,916,467	13,603,364	114,982	249,512	1,745,273	22,818,435	15,540,924
87,973	537,139	362,049	4,374	9,446	206,371	1,174,144	788,711
109	11,406	7,521	22	26	249	13,696	10,440
87,864	525,733	354,529	4,366	9,420	206,122	1,160,448	778,271
440,487	4,952,782	3,399,730	25,221	66,555	594,252	6,779,896	4,638,986
648	92,328	66,511	67	299	940	105,486	78,907
439,839	4,860,454	3,333,219	25,203	66,256	593,312	6,674,411	4,560,079
2,070	147,851	101,792	275	759	2,377	147,643	100,635
544	92,814	70,440	53	140	462	87,980	65,901
1,526	55,038	31,352	272	619	1,915	59,663	34,734

Note : Based on the Treatment Month (excluding herbal medicine, including pharmacy in Reimbursed Days, Medical Expense and Benefit)

제VI-2표
Table VI-2

298 질병분류별
Benefits by Classification of 298

구 분 Division			35 ~ 39 세				40 세 ~		
			진료실인원수 Patients	입내원일수 Visits	요양급여일수 Reimbursed Days	진료비 Medical Expense	급여비 Benefit	진료실인원수 Patients	입내원일수 Visits
201	계	S.T	67,518	171,508	1,250,528	12,332,864	8,075,828	116,030	331,045
	입원	I.P	883	5,335	14,854	1,683,388	1,223,632	1,983	14,743
	외래	O.P	67,271	166,173	1,235,674	10,649,476	6,852,197	115,524	316,302
202	계	S.T	3,552	11,166	45,604	1,658,155	1,170,416	4,768	16,798
	입원	I.P	432	3,053	8,284	1,259,169	931,636	613	5,531
	외래	O.P	3,492	8,113	37,320	398,986	238,780	4,684	11,267
203	계	S.T	113,531	306,346	1,455,331	23,599,897	16,184,016	146,537	414,226
	입원	I.P	4,053	26,124	66,095	8,989,728	6,499,677	5,828	40,023
	외래	O.P	112,659	280,222	1,389,236	14,610,169	9,684,339	145,166	374,203
204	계	S.T	5,831	40,128	1,290,628	9,961,118	8,576,213	8,761	56,333
	입원	I.P	336	4,376	11,528	2,323,570	2,014,770	454	5,865
	외래	O.P	5,818	35,752	1,279,100	7,637,547	6,561,443	8,736	50,468
205	계	S.T	141,130	605,935	3,235,508	54,871,280	37,535,780	208,473	949,102
	입원	I.P	16,368	83,628	261,769	20,873,233	15,282,492	25,719	141,690
	외래	O.P	137,924	522,307	2,973,739	33,998,047	22,253,289	203,477	807,412
206	계	S.T	413,126	1,426,909	6,128,091	112,917,868	81,336,223	537,125	1,934,489
	입원	I.P	5,016	19,926	51,922	4,294,682	3,186,515	8,686	42,680
	외래	O.P	411,045	1,406,983	6,076,169	108,623,185	78,149,709	533,729	1,891,809
207	계	S.T	496,094	1,436,434	6,437,230	73,718,113	50,774,121	678,893	2,252,285
	입원	I.P	7,306	35,122	96,265	10,146,213	7,460,640	13,080	70,829
	외래	O.P	494,811	1,401,312	6,340,965	63,571,900	43,313,481	676,959	2,181,456
208	계	S.T	5,172	12,503	403,095	1,515,742	991,268	9,105	21,723
	입원	I.P	215	1,924	4,426	674,755	494,348	347	2,384
	외래	O.P	5,086	10,579	398,669	840,987	496,920	8,967	19,339
209	계	S.T	350	4,193	14,122	850,903	617,196	526	6,402
	입원	I.P	106	2,409	3,923	740,916	555,870	178	4,108
	외래	O.P	324	1,784	10,199	109,987	61,325	468	2,294
210	계	S.T	12,199	43,498	265,992	6,446,641	4,585,403	15,995	62,970
	입원	I.P	1,221	9,700	25,818	4,518,944	3,391,783	1,803	16,754
	외래	O.P	11,702	33,798	240,174	1,927,697	1,193,621	15,359	46,216
211	계	S.T	247	677	11,472	101,313	68,985	338	760
	입원	I.P	4	73	176	40,657	31,579	9	48
	외래	O.P	244	604	11,296	60,656	37,406	333	712
212	계	S.T	4,938	18,932	872,204	3,793,748	2,379,617	6,993	27,237
	입원	I.P	202	1,078	3,487	521,673	410,196	291	1,478
	외래	O.P	4,902	17,854	868,717	3,272,075	1,969,422	6,952	25,759
213	계	S.T	9,409	29,274	148,931	6,279,392	4,455,266	12,706	40,761
	입원	I.P	1,802	11,563	25,758	4,519,695	3,432,871	2,539	16,672
	외래	O.P	8,733	17,711	123,173	1,759,697	1,022,395	11,789	24,089
214	계	S.T	5,645	175,987	1,283,825	45,797,937	40,127,364	9,767	331,672
	입원	I.P	936	14,398	26,715	8,073,003	6,880,541	1,545	23,430
	외래	O.P	5,493	161,589	1,257,110	37,724,934	33,246,823	9,526	308,242
215	계	S.T	22,007	62,577	412,118	28,287,220	19,215,370	31,644	90,582
	입원	I.P	4,738	10,039	33,670	7,012,496	5,283,640	7,032	15,003
	외래	O.P	20,906	52,538	378,448	21,274,724	13,931,729	30,035	75,579
216	계	S.T	94,126	178,714	1,088,656	11,578,728	7,904,105	123,987	244,069
	입원	I.P	396	750	2,529	230,929	172,553	572	1,336
	외래	O.P	93,929	177,964	1,086,127	11,347,799	7,731,552	123,720	242,733
217	계	S.T	91,743	201,502	1,747,392	20,740,870	14,186,343	101,251	227,960
	입원	I.P	1,355	4,638	12,034	2,273,159	1,749,010	2,833	8,927
	외래	O.P	91,252	196,864	1,735,358	18,467,711	12,437,333	100,480	219,033
218	계	S.T	7,596	17,064	421,397	2,120,568	1,429,618	24,913	62,835
	입원	I.P	35	78	465	34,122	26,141	101	451
	외래	O.P	7,583	16,986	420,932	2,086,446	1,403,477	24,889	62,384
219	계	S.T	23,354	61,503	592,935	6,295,234	4,304,772	25,376	68,081
	입원	I.P	76	415	1,130	142,301	106,703	155	958
	외래	O.P	23,345	61,088	591,805	6,152,933	4,198,069	25,338	67,123
220	계	S.T	278	796	2,970	187,163	130,855	441	1,461
	입원	I.P	68	180	600	125,246	94,785	140	397
	외래	O.P	275	616	2,370	61,917	36,070	435	1,064

주 : 진료일 기준 (한의원료 제외, 요양급여일수, 진료비와 급여비는 약국포함)

연령별 진료현황(총계) <계속>

Disease Categories by Age(Total) <Cont'd>

(단위 : 명, 일, 천원)

Unit : Person, Day, KRW 1,000

44 세			45 ~ 49 세				
요양급여일수 Reimbursed Days	진료비 Medical Expense	급여비 Benefit	진료실인원수 Patients	입내원일수 Visits	요양급여일수 Reimbursed Days	진료비 Medical Expense	급여비 Benefit
2,704,289	25,334,473	16,710,879	168,317	559,937	5,154,793	43,808,659	28,893,226
36,558	4,519,279	3,301,920	3,095	26,517	64,063	8,176,629	5,985,052
2,667,731	20,815,195	13,408,959	167,649	533,420	5,090,730	35,632,030	22,908,175
65,534	2,516,347	1,779,180	5,511	22,287	100,000	3,681,208	2,586,925
13,147	1,961,574	1,445,806	874	8,400	20,057	2,975,726	2,166,648
52,387	554,773	333,374	5,362	13,887	79,943	705,482	420,277
2,159,383	33,048,872	22,667,677	153,960	467,558	2,743,913	38,398,065	26,357,239
98,305	12,915,788	9,337,880	6,651	49,135	116,697	15,231,141	11,024,252
2,061,078	20,133,083	13,329,797	152,450	418,423	2,627,216	23,166,925	15,332,986
1,995,665	14,073,816	12,173,048	9,644	65,351	2,325,704	15,953,444	13,791,665
16,016	3,080,271	2,672,355	483	8,442	19,635	4,064,812	3,472,781
1,979,649	10,993,545	9,500,693	9,609	56,909	2,306,069	11,888,632	10,318,884
5,282,062	88,591,463	60,850,625	228,620	1,113,355	6,445,952	102,027,058	70,240,272
426,223	35,321,959	25,819,633	27,304	158,651	468,587	39,995,690	29,266,805
4,855,839	53,269,504	35,030,992	223,317	954,704	5,977,365	62,031,368	40,973,467
9,276,759	162,417,574	117,165,256	551,795	2,147,414	11,261,989	182,769,224	131,253,707
109,446	10,096,031	7,524,039	10,665	57,632	154,089	14,453,326	10,785,017
9,167,313	152,321,544	109,641,217	548,218	2,089,782	11,107,900	168,315,898	120,468,690
10,757,929	122,912,748	84,827,733	751,037	2,941,159	14,723,213	167,723,922	116,019,622
189,430	21,031,268	15,418,796	18,410	107,442	283,813	33,196,678	24,373,121
10,568,499	101,881,480	69,408,937	748,968	2,833,717	14,439,400	134,527,244	91,646,501
778,147	2,615,508	1,725,983	17,207	41,338	1,627,699	4,426,713	2,921,924
7,228	989,713	735,376	378	2,728	7,575	1,056,840	785,417
770,919	1,625,795	990,607	17,031	38,610	1,620,124	3,369,874	2,136,508
21,966	1,450,365	1,053,365	617	7,971	30,732	1,836,820	1,339,210
6,461	1,296,357	969,803	213	5,118	8,585	1,625,274	1,221,098
15,505	154,008	83,562	545	2,853	22,147	211,546	118,111
450,456	10,116,570	7,209,141	17,218	71,230	583,969	12,353,122	8,842,275
41,054	7,179,669	5,399,350	2,078	20,167	51,573	8,799,480	6,622,593
409,402	2,936,902	1,809,791	16,509	51,063	532,396	3,553,643	2,219,682
15,655	77,695	50,139	424	930	18,365	104,607	70,565
138	13,231	10,407	5	51	77	25,652	20,006
15,517	64,463	39,732	420	879	18,288	78,954	50,560
1,293,014	5,490,243	3,473,644	7,268	29,462	1,443,554	6,250,051	3,990,364
4,595	749,782	585,855	290	1,815	5,358	840,237	654,975
1,288,419	4,740,460	2,887,789	7,227	27,647	1,438,196	5,409,814	3,335,389
222,630	8,924,047	6,387,903	13,811	47,178	276,399	10,568,894	7,598,567
37,048	6,502,222	4,963,041	2,930	19,906	44,669	7,813,190	5,978,775
185,582	2,421,825	1,424,862	12,738	27,272	231,730	2,755,704	1,619,792
2,438,583	83,136,365	72,947,831	12,974	481,747	3,536,437	119,257,786	105,095,298
42,897	12,228,248	10,403,226	2,054	33,579	59,159	16,171,798	13,885,772
2,395,686	70,908,117	62,544,605	12,691	448,168	3,477,278	103,085,989	91,209,527
645,789	41,884,407	28,487,948	32,403	96,208	747,356	44,006,565	29,947,826
51,844	11,170,654	8,457,843	7,340	16,447	56,505	12,512,571	9,502,052
593,945	30,713,753	20,030,105	30,829	79,761	690,851	31,493,994	20,445,773
1,583,895	15,254,331	10,395,835	133,068	275,411	1,945,812	16,836,659	11,469,745
4,064	413,849	308,533	652	1,940	6,258	573,223	428,266
1,579,831	14,840,482	10,087,302	132,772	273,471	1,939,554	16,263,436	11,041,479
2,579,791	25,723,064	17,595,102	96,517	230,473	3,312,251	28,754,371	19,776,207
24,159	4,859,287	3,747,420	4,317	13,162	35,735	7,632,385	5,921,929
2,555,632	20,863,777	13,847,682	95,536	217,311	3,276,516	21,121,987	13,854,277
1,734,712	7,556,408	5,141,031	47,655	137,431	4,391,109	15,590,067	10,605,860
1,231	103,973	84,647	247	474	2,648	251,623	186,065
1,733,481	7,452,435	5,056,383	47,599	136,957	4,388,461	15,338,443	10,419,795
730,474	7,040,689	4,826,670	22,917	65,401	810,323	6,694,770	4,597,205
2,555	282,973	213,775	175	957	2,605	334,214	250,822
727,919	6,757,716	4,612,896	22,880	64,444	807,718	6,360,556	4,346,383
4,254	329,176	234,609	576	2,117	6,437	513,788	367,544
1,177	227,329	173,277	221	659	1,852	377,805	289,831
3,077	101,847	61,332	566	1,458	4,585	135,983	77,714

Note : Based on the Treatment Month (excluding herbal medicine, including pharmacy in Reimbursed Days, Medical Expense and Benefit)

제VI-2표
Table VI-2

298 질병분류별
Benefits by Classification of 298

구 분 Division			50 ~ 54 세				55 세 ~	
			진료실인원수 Patients	입내원일수 Visits	요양급여일수 Reimbursed Days	진료비 Medical Expense	급여비 Benefit	진료실인원수 Patients
201	계	S.T	316,972	1,225,069	12,443,654	100,181,633	66,085,664	455,458
	입원	I.P	6,975	69,061	156,132	20,134,853	14,746,177	13,006
	외래	O.P	315,814	1,156,008	12,287,522	80,046,780	51,339,488	453,513
202	계	S.T	8,627	37,644	189,513	6,889,066	4,901,578	11,290
	입원	I.P	1,626	15,981	38,311	5,719,529	4,200,419	2,551
	외래	O.P	8,341	21,663	151,202	1,169,538	701,159	10,844
203	계	S.T	205,842	666,452	4,310,067	57,206,236	39,355,638	208,557
	입원	I.P	10,255	81,314	187,771	23,989,528	17,421,564	12,511
	외래	O.P	203,376	585,138	4,122,296	33,216,707	21,934,075	205,386
204	계	S.T	12,830	84,205	3,140,739	20,067,640	17,328,129	12,938
	입원	I.P	586	9,551	21,639	4,542,501	3,898,756	645
	외래	O.P	12,792	74,654	3,119,100	15,525,139	13,429,373	12,878
205	계	S.T	300,752	1,512,980	9,093,410	135,608,277	93,441,989	313,014
	입원	I.P	33,490	199,953	591,099	50,185,019	36,795,813	34,237
	외래	O.P	294,312	1,313,027	8,502,311	85,423,258	56,646,176	305,928
206	계	S.T	709,331	2,989,215	16,570,431	255,315,836	181,487,929	754,902
	입원	I.P	16,719	100,293	274,970	26,928,206	19,983,988	23,277
	외래	O.P	704,669	2,888,922	16,295,461	228,387,630	161,503,941	749,439
207	계	S.T	990,046	4,246,961	22,553,511	254,722,576	176,500,643	953,713
	입원	I.P	29,547	184,422	480,439	58,797,269	43,232,320	32,884
	외래	O.P	987,164	4,062,539	22,073,072	195,925,306	133,268,323	950,529
208	계	S.T	69,719	165,037	6,840,893	16,294,697	10,777,644	142,026
	입원	I.P	566	3,253	12,585	1,314,339	1,009,221	905
	외래	O.P	69,432	161,784	6,828,308	14,980,358	9,768,423	141,517
209	계	S.T	881	13,030	43,813	3,062,181	2,287,850	1,111
	입원	I.P	339	8,577	13,028	2,767,925	2,123,426	419
	외래	O.P	772	4,453	30,785	294,256	164,424	973
210	계	S.T	22,728	96,223	899,385	16,914,320	12,129,273	27,430
	입원	I.P	2,709	28,829	70,637	11,830,776	8,961,931	3,433
	외래	O.P	21,813	67,394	828,748	5,083,543	3,167,342	26,292
211	계	S.T	551	1,339	26,307	175,322	116,159	597
	입원	I.P	12	157	294	50,493	37,836	15
	외래	O.P	545	1,182	26,013	124,829	78,323	589
212	계	S.T	9,182	36,471	1,783,752	7,644,458	4,913,598	9,161
	입원	I.P	341	2,245	6,602	1,087,046	858,395	343
	외래	O.P	9,105	34,226	1,777,150	6,557,412	4,055,203	9,062
213	계	S.T	18,890	68,265	416,016	15,716,334	11,403,533	19,659
	입원	I.P	4,149	30,668	66,729	11,987,470	9,185,519	4,561
	외래	O.P	17,393	37,597	349,287	3,728,864	2,218,014	17,908
214	계	S.T	20,649	788,521	5,746,065	192,496,123	169,688,780	26,365
	입원	I.P	3,234	58,193	95,722	27,157,230	23,298,554	4,305
	외래	O.P	20,179	730,328	5,650,343	165,338,893	146,390,225	25,674
215	계	S.T	38,330	116,593	995,306	52,221,171	35,536,032	37,399
	입원	I.P	8,913	21,571	75,047	16,707,994	12,710,241	8,596
	외래	O.P	36,561	95,022	920,259	35,513,178	22,825,791	35,731
216	계	S.T	176,232	381,960	2,961,488	22,898,698	15,587,060	174,553
	입원	I.P	911	2,826	10,620	804,592	604,803	965
	외래	O.P	175,853	379,134	2,950,868	22,094,105	14,982,257	174,127
217	계	S.T	116,911	287,208	5,014,016	36,738,649	25,216,149	118,819
	입원	I.P	5,698	18,510	49,207	10,369,150	8,072,961	5,540
	외래	O.P	115,628	268,698	4,964,809	26,369,499	17,143,188	117,316
218	계	S.T	94,438	303,019	10,587,422	33,873,580	22,976,007	139,632
	입원	I.P	901	2,221	9,177	991,991	746,059	2,040
	외래	O.P	94,277	300,798	10,578,245	32,881,589	22,229,948	139,382
219	계	S.T	24,822	76,410	1,041,990	8,006,464	5,508,109	23,272
	입원	I.P	362	2,317	5,867	778,364	581,853	455
	외래	O.P	24,732	74,093	1,036,123	7,228,100	4,926,256	23,156
220	계	S.T	840	3,184	12,304	715,433	504,392	1,098
	입원	I.P	292	920	2,625	512,805	387,260	398
	외래	O.P	828	2,264	9,679	202,628	117,132	1,073

주 : 진료일 기준 (한의원료 제외, 요양급여일수, 진료비와 급여비는 약국포함)

연령별 진료현황(총계) <계속>

Disease Categories by Age(Total) <Cont'd>

(단위 : 명, 일, 천원)

Unit : Person, Day, KRW 1,000

59 세			60 ~ 64 세				
요양급여일수 Reimbursed Days	진료비 Medical Expense	급여비 Benefit	진료실인원수 Patients	입내원일수 Visits	요양급여일수 Reimbursed Days	진료비 Medica Expense	급여비 Benefit
22,396,479	186,098,413	123,720,417	677,694	3,695,984	39,592,049	363,407,734	245,776,624
334,098	47,855,492	35,372,537	23,753	377,423	743,408	120,976,143	90,514,122
22,062,381	138,242,922	88,347,880	674,782	3,318,561	38,848,641	242,431,591	155,262,502
302,555	11,690,982	8,358,574	14,490	84,366	446,818	16,033,524	11,523,664
67,114	9,964,009	7,323,146	3,466	43,408	96,517	13,684,626	10,114,191
235,441	1,726,973	1,035,428	13,909	40,958	350,301	2,348,898	1,409,472
5,190,546	66,345,321	45,792,553	225,807	814,112	6,323,656	77,562,771	53,678,924
239,913	30,851,466	22,482,112	14,481	136,209	294,315	37,485,506	27,445,945
4,950,633	35,493,855	23,310,441	221,835	677,903	6,029,341	40,077,265	26,232,980
3,275,437	19,506,855	16,815,859	14,788	97,263	3,870,102	23,404,803	20,255,860
28,134	4,648,723	3,976,539	753	13,779	28,937	5,749,518	4,950,669
3,247,303	14,858,132	12,839,320	14,720	83,484	3,841,165	17,655,285	15,305,191
10,385,913	149,855,374	103,447,828	357,915	1,917,415	13,397,539	182,364,759	126,071,763
634,693	56,295,502	41,294,773	37,127	268,154	726,278	68,504,399	50,446,953
9,751,220	93,559,872	62,153,055	349,715	1,649,261	12,671,261	113,860,360	75,624,810
21,137,315	301,979,871	213,253,284	911,028	4,735,571	32,153,266	426,471,933	300,391,046
443,006	44,658,569	33,180,635	35,015	288,131	763,032	80,307,302	59,718,040
20,694,309	257,321,302	180,072,649	904,087	4,447,440	31,390,234	346,164,631	240,673,007
23,298,309	264,243,869	183,695,792	989,385	4,338,560	25,885,437	295,639,201	206,260,346
567,964	73,878,282	54,484,608	36,157	285,138	679,415	94,285,241	69,770,679
22,730,345	190,365,587	129,211,185	985,720	4,053,422	25,206,022	201,353,960	136,489,667
17,009,009	40,494,420	26,807,114	209,089	584,732	23,429,401	62,258,157	41,307,060
21,098	1,813,880	1,388,808	1,432	8,646	35,829	3,027,357	2,320,927
16,987,911	38,680,540	25,418,305	208,250	576,086	23,393,572	59,230,801	38,986,133
59,089	3,139,160	2,309,124	1,534	24,297	83,351	5,377,405	3,967,542
15,335	2,772,519	2,100,007	638	17,140	25,281	4,853,989	3,678,877
43,754	366,641	209,117	1,327	7,157	58,070	523,417	288,665
1,227,497	21,573,735	15,374,955	38,250	174,045	2,098,242	32,628,462	23,173,829
90,369	14,787,733	11,137,189	4,615	52,671	130,651	21,227,194	16,005,024
1,137,128	6,786,003	4,237,766	36,696	121,374	1,967,591	11,401,268	7,168,805
25,916	242,271	173,871	758	1,845	30,466	265,807	191,867
340	70,391	54,933	16	211	361	120,676	96,659
25,576	171,879	118,938	750	1,634	30,105	145,131	95,208
1,721,455	7,352,442	4,668,985	10,396	38,568	1,846,395	7,975,292	5,131,058
6,519	1,057,260	828,117	365	2,879	7,700	1,178,396	923,786
1,714,936	6,295,182	3,840,867	10,300	35,689	1,838,695	6,796,896	4,207,272
482,345	18,142,016	13,260,391	22,216	90,284	614,892	22,062,096	16,169,167
75,851	14,145,492	10,888,141	5,379	45,817	94,132	17,576,768	13,515,055
406,494	3,996,524	2,372,250	20,068	44,467	520,760	4,485,328	2,654,113
7,366,145	245,423,690	215,903,558	38,439	1,435,731	10,513,332	335,755,521	294,605,170
136,700	36,680,018	31,470,721	6,187	158,744	229,649	55,764,852	47,867,007
7,229,445	208,743,671	184,432,838	37,456	1,276,987	10,283,683	279,990,669	246,738,163
1,163,225	51,327,566	34,915,272	40,454	128,734	1,512,698	54,253,203	36,952,739
77,617	17,657,371	13,457,419	8,879	25,688	87,610	20,096,721	15,349,143
1,085,608	33,670,195	21,457,853	38,830	103,046	1,425,088	34,156,483	21,603,596
3,266,316	23,170,162	15,763,952	182,353	431,076	3,755,261	25,594,076	17,441,794
10,262	1,022,443	778,806	1,143	5,052	16,043	1,524,461	1,163,460
3,256,054	22,147,720	14,985,146	181,816	426,024	3,739,218	24,069,615	16,278,334
6,315,416	38,463,168	26,160,249	143,856	385,719	9,623,813	51,380,370	34,866,952
53,872	10,588,721	8,235,953	6,685	31,585	76,660	14,640,030	11,357,673
6,261,544	27,874,447	17,924,295	141,951	354,134	9,547,153	36,740,340	23,509,279
18,824,217	57,351,847	38,682,039	227,302	909,978	36,258,255	108,117,918	72,650,963
21,049	2,787,450	2,094,990	4,554	13,223	48,987	7,288,298	5,513,578
18,803,168	54,564,397	36,587,048	226,794	896,755	36,209,268	100,829,621	67,137,385
1,129,868	8,071,667	5,565,528	25,770	87,257	1,458,959	9,881,635	6,807,139
7,675	967,733	732,172	771	4,535	12,449	1,632,634	1,231,495
1,122,193	7,103,934	4,833,356	25,558	82,722	1,446,510	8,249,001	5,575,644
21,739	989,193	695,752	1,555	5,925	43,942	1,374,389	967,644
3,669	708,518	538,037	510	1,720	4,994	966,001	735,847
18,070	280,674	157,715	1,517	4,205	38,948	408,389	231,797

Note : Based on the Treatment Month (excluding herbal medicine, including pharmacy in Reimbursed Days, Medical Expense and Benefit)

제VI-2표
Table VI-2

298 질병분류별
Benefits by Classification of 298

구 분 Division			65 ~ 69 세				70 세 ~	
			진료실인원수 Patients	입내원일수 Visits	요양급여일수 Reimbursed Days	진료비 Medical Expense	급여비 Benefit	진료실인원수 Patients
								입내원일수 Visits
201	계	S.T	744,797	4,894,289	49,124,876	516,220,712	362,383,283	588,758
	입원	I.P	30,753	610,058	1,156,549	218,567,493	165,141,117	27,250
	외래	O.P	742,125	4,284,231	47,968,327	297,653,219	197,242,166	587,165
202	계	S.T	13,040	73,040	403,756	13,680,928	9,875,635	7,988
	입원	I.P	2,840	36,802	79,800	11,554,406	8,580,636	1,299
	외래	O.P	12,590	36,238	323,956	2,126,522	1,294,999	7,819
203	계	S.T	199,872	788,087	5,951,391	69,240,745	48,952,898	135,459
	입원	I.P	11,305	115,940	243,929	32,542,150	23,993,134	5,956
	외래	O.P	196,534	672,147	5,707,462	36,698,594	24,959,764	133,590
204	계	S.T	13,072	87,531	3,431,055	20,639,171	17,847,095	8,569
	입원	I.P	732	13,725	27,015	5,117,496	4,375,297	531
	외래	O.P	13,014	73,806	3,404,040	15,521,675	13,471,798	8,505
205	계	S.T	323,472	1,935,321	13,753,745	175,734,259	123,798,874	230,705
	입원	I.P	28,962	236,738	619,466	64,273,386	47,523,652	16,537
	외래	O.P	317,002	1,698,583	13,134,279	111,460,873	76,275,221	227,069
206	계	S.T	901,533	5,983,705	39,971,348	492,522,863	355,922,285	707,561
	입원	I.P	36,486	354,488	906,659	105,220,973	78,498,434	27,718
	외래	O.P	896,021	5,629,217	39,064,689	387,301,890	277,423,851	704,150
207	계	S.T	837,309	3,956,383	23,291,813	264,763,495	190,908,439	553,938
	입원	I.P	29,086	252,065	579,505	88,229,127	65,568,537	16,188
	외래	O.P	834,368	3,704,318	22,712,308	176,534,368	125,339,902	552,113
208	계	S.T	292,987	837,170	30,334,975	87,788,145	59,557,783	226,956
	입원	I.P	1,533	11,396	39,321	3,584,225	2,741,437	1,547
	외래	O.P	292,226	825,774	30,295,654	84,203,920	56,816,346	226,217
209	계	S.T	1,559	26,258	92,554	5,411,585	4,000,907	1,332
	입원	I.P	629	17,894	26,967	4,839,277	3,668,018	504
	외래	O.P	1,339	8,364	65,587	572,309	332,889	1,149
210	계	S.T	42,510	205,846	2,681,738	37,635,567	26,726,589	37,992
	입원	I.P	4,629	58,189	143,661	23,129,067	17,454,249	3,566
	외래	O.P	40,995	147,657	2,538,077	14,506,500	9,272,339	36,889
211	계	S.T	734	1,916	35,438	280,869	201,554	514
	입원	I.P	20	264	525	96,263	77,316	13
	외래	O.P	726	1,652	34,913	184,606	124,238	507
212	계	S.T	9,214	34,637	1,562,122	7,503,327	4,890,529	6,517
	입원	I.P	358	2,967	7,440	1,231,286	970,771	278
	외래	O.P	9,114	31,670	1,554,682	6,272,041	3,919,757	6,423
213	계	S.T	20,922	94,693	647,079	24,619,809	18,335,969	16,287
	입원	I.P	5,494	51,876	103,710	20,189,713	15,664,440	4,989
	외래	O.P	18,683	42,817	543,369	4,430,096	2,671,530	14,070
214	계	S.T	48,754	1,690,455	12,865,136	387,827,650	339,192,976	50,369
	입원	I.P	7,592	205,395	290,105	67,584,611	58,032,998	8,223
	외래	O.P	47,487	1,485,060	12,575,031	320,243,039	281,159,977	48,773
215	계	S.T	32,710	107,375	1,460,926	43,423,960	29,730,971	20,305
	입원	I.P	6,719	22,130	72,512	16,870,112	12,936,181	4,086
	외래	O.P	31,466	85,245	1,388,414	26,553,848	16,794,790	19,488
216	계	S.T	154,927	387,130	3,486,323	22,959,276	16,493,468	105,270
	입원	I.P	1,027	5,552	14,171	1,824,806	1,408,253	869
	외래	O.P	154,470	381,578	3,472,152	21,134,471	15,085,216	104,842
217	계	S.T	151,048	443,819	12,622,987	60,652,616	41,911,951	128,395
	입원	I.P	7,118	40,230	91,576	18,270,990	14,268,137	6,150
	외래	O.P	148,878	403,589	12,531,411	42,381,626	27,643,815	126,022
218	계	S.T	279,197	1,252,201	51,962,515	150,164,566	102,563,797	241,814
	입원	I.P	6,252	19,678	71,848	11,226,824	8,521,709	5,745
	외래	O.P	278,617	1,232,523	51,890,667	138,937,743	94,042,088	241,325
219	계	S.T	23,697	84,565	1,612,591	9,803,298	6,857,826	16,088
	입원	I.P	837	4,904	13,616	1,800,251	1,368,951	681
	외래	O.P	23,459	79,661	1,598,975	8,003,047	5,488,876	15,888
220	계	S.T	1,485	5,751	48,530	1,261,191	886,945	1,155
	입원	I.P	447	1,614	4,484	873,428	665,889	287
	외래	O.P	1,450	4,137	44,046	387,764	221,055	1,123

주 : 진료일 기준 (한의원료 제외, 요양급여일수, 진료비와 급여비는 약국포함)

연령별 진료현황(총계) <계속>

Disease Categories by Age(Total) <Cont'd>

(단위 : 명, 일, 천원)

Unit : Person, Day, KRW 1,000

74 세			75 세이상				
요양급여일수 Reimbursed Days	진료비 Medical Expense	급여비 Benefit	진료실인원수 Patients	입내원일수 Visits	요양급여일수 Reimbursed Days	진료비 Medica Expense	급여비 Benefit
41,246,795	482,098,222	345,438,068	987,168	7,022,075	68,693,473	729,656,016	528,311,023
1,150,638	239,603,609	182,099,753	37,441	927,561	1,669,845	347,657,070	264,764,195
40,096,157	242,494,613	163,338,316	984,377	6,094,514	67,023,628	381,998,946	263,546,829
254,476	6,645,400	4,788,209	8,811	33,394	287,868	5,347,393	3,825,948
34,956	5,296,387	3,976,588	988	11,480	25,023	3,940,099	2,981,944
219,520	1,349,013	811,621	8,680	21,914	262,845	1,407,294	844,005
3,995,182	44,217,142	31,675,438	218,680	965,888	6,644,712	72,621,057	53,011,049
135,129	19,833,391	14,761,539	7,894	136,196	222,759	36,475,350	27,388,664
3,860,053	24,383,751	16,913,899	215,387	829,692	6,421,953	36,145,706	25,622,386
2,214,172	14,027,922	12,087,750	12,094	89,071	2,750,788	20,161,252	17,210,514
19,449	4,542,833	3,896,705	1,009	32,108	46,656	9,381,109	8,008,096
2,194,723	9,485,089	8,191,045	11,898	56,963	2,704,132	10,780,141	9,202,420
11,116,386	131,971,506	93,667,418	369,656	2,533,015	20,455,444	211,222,206	151,181,037
400,668	48,083,100	35,736,247	19,700	257,978	558,464	72,731,668	54,312,164
10,715,718	83,888,407	57,931,172	364,686	2,275,037	19,896,980	138,490,537	96,868,872
38,759,089	437,611,345	319,750,051	1,358,000	12,823,147	91,615,490	883,640,889	651,687,331
788,309	102,968,498	77,307,296	49,413	817,665	1,561,222	204,356,277	153,006,231
37,970,780	334,642,847	242,442,755	1,350,722	12,005,482	90,054,268	679,284,610	498,681,100
15,792,665	174,157,772	126,912,258	832,466	3,958,991	23,830,476	235,960,774	173,993,449
341,128	57,640,180	43,129,909	17,297	213,665	400,669	70,907,141	53,678,481
15,451,537	116,517,592	83,782,348	828,203	3,745,326	23,429,807	165,053,632	120,314,968
21,943,804	71,286,128	48,862,189	389,878	1,235,585	33,749,901	135,352,022	94,051,947
43,319	4,395,675	3,376,499	5,242	71,888	172,324	17,208,434	13,025,000
21,900,485	66,890,454	45,485,690	387,234	1,163,697	33,577,577	118,143,587	81,026,948
79,409	4,422,535	3,311,782	3,036	49,842	185,375	10,757,817	8,053,765
21,038	3,970,090	3,046,738	1,230	36,267	52,040	9,744,282	7,446,209
58,371	452,445	265,043	2,481	13,575	133,335	1,013,535	607,558
2,794,712	35,603,598	25,248,287	72,951	405,692	6,326,060	68,331,375	48,251,823
123,033	21,195,739	16,035,592	5,865	117,368	229,209	38,291,138	28,923,056
2,671,679	14,407,859	9,212,694	70,769	288,324	6,096,851	30,040,239	19,328,766
30,110	217,646	153,794	1,257	4,019	56,590	758,010	570,673
305	72,143	60,088	58	1,274	1,775	488,170	394,632
29,805	145,504	93,706	1,218	2,745	54,815	269,840	176,041
1,066,379	5,828,792	3,887,973	9,890	43,051	1,449,873	9,156,436	6,186,837
7,620	1,489,660	1,177,680	610	10,698	18,059	3,120,276	2,448,185
1,058,759	4,339,133	2,710,294	9,615	32,353	1,431,814	6,036,159	3,738,653
585,212	24,071,203	18,022,345	41,308	324,557	1,653,305	89,012,136	67,310,748
102,976	20,453,620	15,838,109	17,332	247,516	427,140	80,804,820	62,300,884
482,236	3,617,583	2,184,236	31,835	77,041	1,226,165	8,207,316	5,009,861
12,661,435	376,272,210	327,557,397	161,365	4,519,479	34,968,506	995,905,389	846,645,078
371,695	80,468,043	68,895,276	34,588	1,466,153	1,818,291	360,432,290	302,133,110
12,289,740	295,804,167	258,662,122	149,362	3,053,326	33,150,215	635,473,101	544,511,967
1,086,723	26,727,506	18,444,212	24,847	99,014	1,650,221	35,917,120	25,199,559
48,086	11,741,719	9,039,235	5,614	34,597	86,597	19,764,306	15,229,098
1,038,637	14,985,788	9,404,977	23,370	64,417	1,563,624	16,152,814	9,970,461
2,598,684	16,839,608	12,257,066	187,228	526,514	5,365,107	36,383,620	26,898,647
13,826	2,097,551	1,648,118	3,546	34,050	64,439	9,814,868	7,646,538
2,584,858	14,742,057	10,608,949	185,011	492,464	5,300,668	26,568,750	19,252,109
12,666,059	57,280,190	39,996,374	321,083	1,356,468	34,658,403	211,011,452	153,885,331
98,882	19,641,489	15,339,853	27,672	375,751	640,875	118,722,639	92,320,833
12,567,177	37,638,702	24,656,520	306,081	980,717	34,017,528	92,288,814	61,564,496
50,499,318	141,668,074	96,345,382	460,625	2,362,867	101,612,577	271,393,180	182,172,855
73,395	11,888,009	9,060,528	10,223	63,483	186,655	24,295,239	18,562,763
50,425,923	129,780,065	87,284,854	459,259	2,299,384	101,425,922	247,097,941	163,610,091
1,199,130	7,043,928	4,932,049	23,160	88,921	1,923,908	11,464,965	8,120,882
12,240	1,607,679	1,218,908	1,401	12,136	26,547	4,126,184	3,130,562
1,186,890	5,436,249	3,713,141	22,550	76,785	1,897,361	7,338,781	4,990,319
45,771	920,486	648,314	1,840	6,183	88,949	1,187,714	824,919
3,194	613,319	469,643	338	1,480	9,981	729,117	558,540
42,577	307,167	178,670	1,781	4,703	84,968	458,596	266,379

Note : Based on the Treatment Month (excluding herbal medicine, including pharmacy in Reimbursed Days, Medical Expense and Benefit)

제VI-2표
Table VI-2

298 질병분류별
Benefits by Classification of 298

구 분 Division			총 계 G.T				0 세		
			진료실인원수 Patients	입내원일수 Visits	요양급여일수 Reimbursed Days	진료비 Medical Expense	급여비 Benefit	진료실인원수 Patients	입내원일수 Visits
221	계	S.T	10,161	14,608	40,175	877,526	604,235	87	111
	입원	I.P	189	574	1,621	191,537	161,105	-	-
	외래	O.P	10,101	14,034	38,554	685,989	443,130	87	111
222	계	S.T	285,558	575,544	3,030,681	52,953,739	36,351,145	791	1,125
	입원	I.P	5,204	33,039	69,871	13,696,783	10,699,275	31	147
	외래	O.P	284,246	542,505	2,960,810	39,256,956	25,651,870	782	978
223	계	S.T	1,246,542	2,021,631	7,245,463	282,380,068	171,743,978	33	48
	입원	I.P	52,813	83,338	236,089	38,491,042	29,170,868	1	1
	외래	O.P	1,243,060	1,938,293	7,009,374	243,889,025	142,573,110	33	47
224	계	S.T	12,403	40,793	242,595	10,252,002	7,096,835	-	-
	입원	I.P	2,190	14,618	28,356	7,736,541	5,604,173	-	-
	외래	O.P	11,605	26,175	214,239	2,515,461	1,492,662	-	-
225	계	S.T	1,061,609	1,843,709	9,663,965	153,052,462	103,832,306	3	3
	입원	I.P	676	2,094	4,768	584,596	446,502	-	-
	외래	O.P	1,061,261	1,841,615	9,659,197	152,467,866	103,385,804	3	3
226	계	S.T	1,416,862	2,764,654	15,383,099	220,049,319	149,773,802	139	190
	입원	I.P	7,270	34,776	74,956	11,138,105	8,299,697	3	29
	외래	O.P	1,414,485	2,729,878	15,308,143	208,911,215	141,474,105	137	161
227	계	S.T	199,588	518,678	12,651,147	127,976,202	80,790,180	-	-
	입원	I.P	18,021	83,115	170,322	67,593,017	48,386,985	-	-
	외래	O.P	196,642	435,563	12,480,825	60,383,185	32,403,195	-	-
228	계	S.T	29,424	118,627	1,074,150	32,976,111	23,039,664	2	2
	입원	I.P	8,755	40,949	92,513	25,519,043	19,096,257	-	-
	외래	O.P	28,190	77,678	981,637	7,457,068	3,943,408	2	2
229	계	S.T	131,707	274,247	1,959,540	76,312,181	48,543,203	93	281
	입원	I.P	15,158	56,553	124,409	46,664,103	33,963,193	13	81
	외래	O.P	126,240	217,694	1,835,131	29,648,078	14,580,009	91	200
230	계	S.T	834,361	1,300,387	5,401,289	142,149,513	93,670,431	-	-
	입원	I.P	1,757	3,628	11,963	2,661,713	1,996,574	-	-
	외래	O.P	833,823	1,296,759	5,389,326	139,487,800	91,673,857	-	-
231	계	S.T	732,080	2,212,640	104,399,658	133,084,370	88,511,767	-	-
	입원	I.P	553	1,563	4,932	456,160	336,213	-	-
	외래	O.P	731,908	2,211,077	104,394,726	132,628,210	88,175,554	-	-
232	계	S.T	153,889	1,265,191	4,458,009	248,636,579	165,772,938	-	-
	입원	I.P	416	858	2,202	572,074	412,126	-	-
	외래	O.P	153,872	1,264,333	4,455,807	248,064,506	165,360,812	-	-
233	계	S.T	1,463,909	2,808,453	14,192,166	359,340,378	232,219,328	187	263
	입원	I.P	58,076	105,121	338,432	54,639,922	40,899,048	2	2
	외래	O.P	1,454,159	2,703,332	13,853,734	304,700,456	191,320,280	186	261
234	계	S.T	9,353	16,372	43,905	1,875,962	1,362,255	-	-
	입원	I.P	645	1,797	4,931	762,405	621,031	-	-
	외래	O.P	8,982	14,575	38,974	1,113,557	741,224	-	-
235	계	S.T	636	1,609	6,274	490,607	388,350	-	-
	입원	I.P	267	915	2,609	431,876	352,703	-	-
	외래	O.P	462	694	3,665	58,731	35,647	-	-
236	계	S.T	52,494	159,362	476,426	33,141,321	24,198,964	-	-
	입원	I.P	9,373	24,956	66,577	14,368,325	10,878,481	-	-
	외래	O.P	50,319	134,406	409,849	18,772,996	13,320,483	-	-
237	계	S.T	12,758	50,353	326,769	17,880,152	15,414,595	-	-
	입원	I.P	4,161	31,358	57,697	15,816,346	13,897,137	-	-
	외래	O.P	10,199	18,995	269,072	2,063,806	1,517,458	-	-
238	계	S.T	8,182	35,990	79,256	14,202,378	12,248,034	-	-
	입원	I.P	3,616	25,660	44,309	12,729,775	11,134,990	-	-
	외래	O.P	5,818	10,330	34,947	1,472,603	1,113,044	-	-
239	계	S.T	120,667	744,265	1,681,439	270,917,596	232,439,178	-	-
	입원	I.P	82,676	532,998	797,260	240,830,873	209,445,083	-	-
	외래	O.P	65,406	211,267	884,179	30,086,723	22,994,095	-	-
240	계	S.T	17,283	112,347	166,853	47,839,429	41,362,167	-	-
	입원	I.P	17,051	111,511	146,148	47,766,464	41,313,432	-	-
	외래	O.P	553	836	20,705	72,965	48,736	-	-

주 : 진료일 기준 (한의원료 제외, 요양급여일수, 진료비와 급여비는 약국포함)

Disease Categories by Age(Total) <Cont'd>

(단위 : 명, 일, 천원)

[illegible]

Note : Based on the Treatment Month (excluding herbal medicine, including pharmacy in Reimbursed Days, Medical Expense and Benefit)

제VI-2표
Table VI-2

298 질병분류별
Benefits by Classification of 298

구 분 Division			5 ~ 9 세				10 세 ~	
			진료실인원수 Patients	입내원일수 Visits	요양급여일수 Reimbursed Days	진료비 Medical Expense	급여비 Benefit	진료실인원수 Patients
								입내원일수 Visits
221	계	S.T	1,905	2,546	6,438	156,601	111,469	3,095
	입원	I.P	47	114	337	50,318	44,353	36
	외래	O.P	1,897	2,432	6,101	106,282	67,116	3,086
222	계	S.T	30,521	41,093	142,601	1,867,089	1,336,795	17,108
	입원	I.P	322	698	2,250	264,647	233,835	557
	외래	O.P	30,430	40,395	140,351	1,602,442	1,102,960	17,027
223	계	S.T	2,025	3,574	4,654	296,126	131,979	3,278
	입원	I.P	1	2	2	1,067	1,008	33
	외래	O.P	2,025	3,572	4,652	295,059	130,971	3,274
224	계	S.T	-	-	-	-	-	25
	입원	I.P	-	-	-	-	-	8
	외래	O.P	-	-	-	-	-	22
225	계	S.T	394	451	1,112	16,779	12,061	1,152
	입원	I.P	-	-	-	-	-	-
	외래	O.P	394	451	1,112	16,779	12,061	1,152
226	계	S.T	6,757	8,588	27,198	272,067	195,773	6,131
	입원	I.P	3	27	40	4,321	3,750	22
	외래	O.P	6,755	8,561	27,158	267,745	192,022	6,120
227	계	S.T	-	-	4	12	9	42
	입원	I.P	-	-	-	-	-	2
	외래	O.P	-	-	4	12	9	41
228	계	S.T	2	5	10	398	157	1
	입원	I.P	-	-	-	-	-	-
	외래	O.P	2	5	10	398	157	1
229	계	S.T	148	303	355	53,915	33,093	833
	입원	I.P	9	34	59	25,926	21,723	242
	외래	O.P	146	269	296	27,989	11,371	734
230	계	S.T	26	30	30	1,772	1,127	7,659
	입원	I.P	-	-	-	-	-	30
	외래	O.P	26	30	30	1,772	1,127	7,652
231	계	S.T	-	-	-	-	-	-
	입원	I.P	-	-	-	-	-	-
	외래	O.P	-	-	-	-	-	-
232	계	S.T	-	-	-	-	-	5
	입원	I.P	-	-	-	-	-	-
	외래	O.P	-	-	-	-	-	5
233	계	S.T	674	909	1,996	57,772	35,536	11,825
	입원	I.P	12	17	37	8,294	7,433	97
	외래	O.P	668	892	1,959	49,479	28,103	11,776
234	계	S.T	-	-	-	-	-	1
	입원	I.P	-	-	-	-	-	-
	외래	O.P	-	-	-	-	-	1
235	계	S.T	-	-	-	-	-	2
	입원	I.P	-	-	-	-	-	-
	외래	O.P	-	-	-	-	-	2
236	계	S.T	-	-	10	46	32	6
	입원	I.P	-	-	-	-	-	1
	외래	O.P	-	-	10	46	32	6
237	계	S.T	-	-	18	79	56	2
	입원	I.P	-	-	-	-	-	-
	외래	O.P	-	-	18	79	56	2
238	계	S.T	-	-	-	-	-	1
	입원	I.P	-	-	-	-	-	1
	외래	O.P	-	-	-	-	-	-
239	계	S.T	1	1	29	4,495	3,142	-
	입원	I.P	-	-	-	-	-	-
	외래	O.P	1	1	29	4,495	3,142	-
240	계	S.T	-	-	-	-	-	-
	입원	I.P	-	-	-	-	-	-
	외래	O.P	-	-	-	-	-	-

주 : 진료일 기준 (한의원류 제외, 요양급여일수, 진료비와 급여비는 약국포함)

연령별 진료현황(총계) <계속>

Disease Categories by Age(Total) <Cont'd>

(단위 : 명, 일, 천원)

Unit : Person, Day, KRW 1,000

14 세			15 ~ 19 세				
요양급여일수 Reimbursed Days	진료비 Medical Expense	급여비 Benefit	진료실인원수 Patients	입내원일수 Visits	요양급여일수 Reimbursed Days	진료비 Medical Expense	급여비 Benefit
8,084	207,414	140,455	1,529	2,302	5,086	132,907	91,021
286	39,138	35,156	37	97	252	25,741	21,283
7,798	168,276	105,299	1,509	2,205	4,834	107,166	69,738
86,315	2,109,096	1,542,037	7,914	13,877	55,241	1,422,505	1,012,664
4,109	797,087	719,109	327	870	2,636	563,131	467,426
82,206	1,312,009	822,928	7,828	13,007	52,605	859,375	545,237
11,493	524,549	311,614	6,909	13,255	33,833	2,278,885	1,598,263
258	51,711	45,291	864	1,269	4,178	1,156,199	898,656
11,235	472,838	266,323	6,856	11,986	29,655	1,122,686	699,607
129	20,451	16,427	171	520	2,128	107,134	76,343
71	17,220	14,770	28	178	338	77,440	58,963
58	3,231	1,657	160	342	1,790	29,695	17,380
5,521	103,005	70,650	10,845	18,849	80,171	1,572,259	1,086,108
-	-	-	4	13	36	3,755	2,914
5,521	103,005	70,650	10,842	18,836	80,135	1,568,505	1,083,194
30,698	425,757	298,491	24,193	43,288	189,893	3,309,611	2,287,327
220	38,120	33,596	255	1,126	2,505	322,850	245,105
30,478	387,637	264,895	24,098	42,162	187,388	2,986,761	2,042,221
1,263	11,751	7,304	454	1,298	33,805	338,137	223,800
3	2,787	2,660	55	254	518	201,096	148,346
1,260	8,963	4,644	443	1,044	33,287	137,041	75,454
2	36	25	9	31	349	3,878	2,612
-	-	-	1	4	11	1,417	1,022
2	36	25	9	27	338	2,461	1,590
4,333	760,748	594,356	2,714	6,438	22,638	2,228,350	1,534,365
1,677	608,114	524,965	689	2,277	5,163	1,676,935	1,274,056
2,656	152,634	69,391	2,433	4,161	17,475	551,415	260,309
42,876	942,922	607,048	41,312	68,970	336,295	6,377,439	4,130,920
328	31,299	28,381	86	206	613	75,936	60,497
42,548	911,622	578,667	41,287	68,764	335,682	6,301,503	4,070,423
-	-	-	-	-	-	-	-
-	-	-	-	-	-	-	-
-	-	-	-	-	-	-	-
19	596	405	92	233	743	18,053	11,276
-	-	-	-	-	-	-	-
19	596	405	92	233	743	18,053	11,276
70,636	1,022,860	678,139	82,297	158,245	496,031	7,184,331	4,851,802
437	61,465	55,472	611	884	2,893	301,347	233,944
70,199	961,395	622,667	82,020	157,361	493,138	6,882,983	4,617,858
1	17	12	46	87	201	11,985	9,285
-	-	-	5	12	29	5,183	4,369
1	17	12	44	75	172	6,801	4,916
18	812	515	10	14	68	2,757	2,431
-	-	-	2	6	23	2,219	2,075
18	812	515	8	8	45	538	356
277	2,982	2,219	231	546	1,606	145,921	112,046
3	382	305	44	160	399	93,772	74,210
274	2,600	1,913	217	386	1,207	52,149	37,836
73	286	199	9	38	200	19,955	17,400
-	-	-	4	31	58	18,803	16,588
73	286	199	7	7	142	1,152	812
13	4,136	3,627	9	16	23	3,668	3,102
13	4,136	3,627	1	7	14	1,924	1,832
-	-	-	8	9	9	1,744	1,270
54	1,407	988	102	466	1,121	182,488	161,359
-	-	-	63	350	571	166,908	148,594
54	1,407	988	56	116	550	15,581	12,765
-	-	-	27	178	220	76,238	66,874
-	-	-	27	176	210	76,118	66,791
-	-	-	2	2	10	120	84

Note : Based on the Treatment Month (excluding herbal medicine, including pharmacy in Reimbursed Days, Medical Expense and Benefit)

제VI-2표
Table VI-2

298 질병분류별
Benefits by Classification of 298

구 분 Division			20 ~ 24 세				25 세 ~	
			진료실인원수 Patients	입내원일수 Visits	요양급여일수 Reimbursed Days	진료비 Medical Expense	급여비 Benefit	진료실인원수 Patients
								입내원일수 Visits
221	계	S.T	775	1,149	3,057	77,162	51,202	470
	입원	I.P	15	39	79	11,574	8,876	7
	외래	O.P	768	1,110	2,978	65,588	42,326	470
222	계	S.T	10,873	20,341	97,029	2,021,011	1,371,855	16,694
	입원	I.P	274	1,103	2,828	462,197	352,342	247
	외래	O.P	10,789	19,238	94,201	1,558,814	1,019,513	16,630
223	계	S.T	20,892	40,601	94,789	7,902,621	5,570,361	45,025
	입원	I.P	3,414	4,273	15,102	4,026,917	3,126,656	5,241
	외래	O.P	20,716	36,328	79,687	3,875,705	2,443,705	44,728
224	계	S.T	631	1,823	7,617	386,903	268,567	1,014
	입원	I.P	94	569	1,121	280,716	206,188	188
	외래	O.P	590	1,254	6,496	106,187	62,380	940
225	계	S.T	74,065	137,378	563,599	11,776,565	8,063,635	130,225
	입원	I.P	21	42	97	14,041	10,534	43
	외래	O.P	74,059	137,336	563,502	11,762,524	8,053,101	130,209
226	계	S.T	110,090	222,961	954,593	18,197,495	12,442,645	179,047
	입원	I.P	659	2,871	6,440	877,774	643,132	915
	외래	O.P	109,863	220,090	948,153	17,319,721	11,799,513	178,748
227	계	S.T	4,468	14,211	543,560	3,506,348	2,231,708	14,993
	입원	I.P	495	2,163	4,572	1,759,695	1,263,107	1,385
	외래	O.P	4,396	12,048	538,988	1,746,653	968,601	14,802
228	계	S.T	21	58	517	11,348	7,866	57
	입원	I.P	3	17	34	6,518	4,628	5
	외래	O.P	20	41	483	4,830	3,238	54
229	계	S.T	7,645	18,182	95,292	6,511,475	4,373,074	13,965
	입원	I.P	1,757	6,113	14,390	4,789,650	3,516,173	2,418
	외래	O.P	6,952	12,069	80,902	1,721,825	856,902	13,055
230	계	S.T	106,361	178,521	615,728	17,430,580	11,558,229	142,119
	입원	I.P	83	149	437	68,448	49,724	123
	외래	O.P	106,331	178,372	615,291	17,362,132	11,508,505	142,077
231	계	S.T	121	170	8,309	10,656	7,570	243
	입원	I.P	-	-	-	-	-	-
	외래	O.P	121	170	8,309	10,656	7,570	243
232	계	S.T	900	4,102	13,746	486,279	312,256	10,237
	입원	I.P	5	7	15	3,981	2,850	37
	외래	O.P	900	4,095	13,731	482,298	309,405	10,236
233	계	S.T	129,947	232,011	811,088	23,086,562	15,348,295	188,562
	입원	I.P	2,060	3,139	10,407	1,290,233	966,127	4,201
	외래	O.P	129,335	228,872	800,681	21,796,329	14,382,168	187,727
234	계	S.T	346	551	1,266	62,967	46,271	1,092
	입원	I.P	26	47	161	19,625	15,710	75
	외래	O.P	330	504	1,105	43,342	30,561	1,051
235	계	S.T	16	25	60	6,003	4,561	66
	입원	I.P	4	11	34	4,931	3,780	17
	외래	O.P	12	14	26	1,072	781	54
236	계	S.T	1,397	3,779	10,203	964,003	711,860	5,495
	입원	I.P	279	928	2,089	598,969	454,763	1,043
	외래	O.P	1,321	2,851	8,114	365,034	257,098	5,233
237	계	S.T	179	647	2,249	226,516	194,652	1,530
	입원	I.P	60	438	718	203,174	176,736	426
	외래	O.P	137	209	1,531	23,342	17,916	1,248
238	계	S.T	123	350	834	130,903	113,936	882
	입원	I.P	31	207	351	111,930	99,008	257
	외래	O.P	99	143	483	18,973	14,928	695
239	계	S.T	1,961	10,473	19,850	3,838,460	3,335,037	13,670
	입원	I.P	1,198	7,664	11,092	3,433,795	3,009,857	9,074
	외래	O.P	1,122	2,809	8,758	404,665	325,180	7,297
240	계	S.T	516	3,357	4,973	1,401,085	1,212,628	2,969
	입원	I.P	511	3,342	4,531	1,399,387	1,211,372	2,939
	외래	O.P	15	15	442	1,698	1,256	84

주 : 진료일 기준 (한의원류 제외, 요양급여일수, 진료비와 급여비는 약국포함)

연령별 진료현황(총계) <계속>

Disease Categories by Age(Total) <Cont'd>

(단위 : 명, 일, 천원)

Unit : Person, Day, KRW 1,000

29 세			30 ~ 34 세				
요양급여일수 Reimbursed Days	진료비 Medical Expense	급여비 Benefit	진료실인원수 Patients	입내원일수 Visits	요양급여일수 Reimbursed Days	진료비 Medical Expense	급여비 Benefit
2,188	46,846	30,859	276	426	1,202	29,362	19,583
58	4,745	3,682	2	3	6	833	659
2,130	42,101	27,177	276	423	1,196	28,529	18,925
145,282	3,011,627	2,037,517	37,463	73,657	230,760	6,316,369	4,170,646
2,650	462,620	348,091	354	1,316	3,639	595,298	444,634
142,632	2,549,007	1,689,426	37,418	72,341	227,121	5,721,071	3,726,012
173,973	14,189,143	9,696,179	84,130	145,324	313,024	22,312,935	14,628,278
22,676	5,394,376	4,188,681	6,108	8,371	26,199	5,293,028	4,071,516
151,297	8,794,767	5,507,498	83,760	136,953	286,825	17,019,907	10,556,762
12,934	773,139	534,413	1,348	4,661	19,937	1,520,773	1,060,254
2,071	577,374	420,317	365	1,946	3,777	1,215,813	883,638
10,863	195,765	114,096	1,234	2,715	16,160	304,959	176,616
993,671	20,940,397	14,312,977	150,068	260,166	1,031,232	22,202,890	15,104,061
254	29,597	23,458	72	358	583	79,274	64,948
993,417	20,910,800	14,289,520	150,033	259,808	1,030,649	22,123,616	15,039,114
1,590,611	30,492,838	20,852,618	186,748	362,502	1,556,175	29,843,883	20,323,445
8,469	1,164,848	860,695	858	3,542	8,160	1,070,708	785,945
1,582,142	29,327,990	19,991,923	186,479	358,960	1,548,015	28,773,175	19,537,500
1,914,766	10,815,060	6,785,844	23,791	67,029	2,348,323	14,800,033	9,195,407
12,490	4,889,876	3,527,720	1,850	7,755	16,353	6,275,268	4,532,161
1,902,276	5,925,183	3,258,124	23,532	59,274	2,331,970	8,524,765	4,663,246
1,662	17,306	11,958	158	439	2,595	89,471	62,057
39	5,268	3,959	30	116	289	55,427	40,999
1,623	12,037	7,999	147	323	2,306	34,044	21,058
257,599	10,222,345	6,679,077	17,181	35,750	282,879	10,117,901	6,517,423
19,671	6,823,680	4,971,438	2,147	7,421	17,163	6,166,603	4,494,135
237,928	3,398,665	1,707,640	16,359	28,329	265,716	3,951,298	2,023,287
753,597	23,682,846	15,787,633	149,836	241,018	736,194	23,844,026	15,776,120
689	95,970	72,161	158	279	1,041	170,854	128,991
752,908	23,586,876	15,715,472	149,789	240,739	735,153	23,673,172	15,647,129
24,534	27,765	18,861	486	968	51,229	68,378	47,862
-	-	-	-	-	-	-	-
24,534	27,765	18,861	486	968	51,229	68,378	47,862
205,137	8,403,938	5,418,231	56,552	425,065	1,413,678	65,756,120	43,321,745
168	50,108	36,078	140	282	715	181,544	131,371
204,969	8,353,830	5,382,153	56,547	424,783	1,412,963	65,574,577	43,190,375
1,281,054	41,257,996	27,271,988	214,254	404,503	1,484,034	51,122,431	33,458,250
21,245	3,034,007	2,263,652	7,572	12,908	40,076	6,019,303	4,519,843
1,259,809	38,223,989	25,008,336	212,914	391,595	1,443,958	45,103,129	28,938,406
4,630	207,348	147,220	3,208	5,614	13,913	643,102	469,880
526	71,058	55,513	215	645	1,760	276,624	226,862
4,104	136,290	91,707	3,084	4,969	12,153	366,478	243,017
340	34,530	26,704	219	573	1,596	177,383	140,408
141	28,180	22,831	101	358	1,025	160,541	129,985
199	6,350	3,873	152	215	571	16,842	10,423
43,390	3,591,545	2,621,237	17,291	53,481	153,393	11,129,179	8,096,127
7,199	1,801,492	1,356,310	3,106	8,500	22,389	5,000,012	3,764,590
36,191	1,790,052	1,264,927	16,559	44,981	131,004	6,129,167	4,331,537
23,163	1,752,099	1,511,804	5,365	19,717	109,675	6,691,969	5,746,190
5,653	1,519,759	1,332,363	1,609	11,916	21,164	5,835,798	5,106,267
17,510	232,340	179,441	4,381	7,801	88,511	856,170	639,923
5,600	954,921	821,100	3,537	14,262	30,136	5,404,493	4,660,211
2,810	806,487	703,640	1,424	9,833	16,362	4,781,018	4,181,839
2,790	148,434	117,460	2,584	4,429	13,774	623,475	478,372
154,642	27,971,869	24,100,269	51,607	310,847	667,811	111,534,827	95,632,112
83,415	25,058,592	21,798,886	35,028	224,993	331,489	99,346,292	86,221,098
71,227	2,913,277	2,301,383	27,810	85,854	336,322	12,188,535	9,411,014
28,317	8,152,152	7,042,329	8,418	54,719	81,401	23,042,869	19,883,757
25,616	8,141,462	7,035,067	8,312	54,318	70,530	23,007,151	19,859,698
2,701	10,690	7,262	265	401	10,871	35,717	24,059

Note : Based on the Treatment Month (excluding herbal medicine, including pharmacy in Reimbursed Days, Medical Expense and Benefit)

제VI-2표
Table VI-2

298 질병분류별
Benefits by Classification of 298

구 분 Division			35 ~ 39 세				40 세 ~	
			진료실인원수 Patients	입내원일수 Visits	요양급여일수 Reimbursed Days	진료비 Medical Expense	급여비 Benefit	진료실인원수 Patients
221	계	S.T	110	207	931	16,608	11,409	85
	입원	I.P	3	4	16	1,600	1,306	1
	외래	O.P	110	203	915	15,008	10,103	85
222	계	S.T	43,898	89,632	257,224	7,643,941	5,033,189	30,912
	입원	I.P	330	1,154	3,750	547,360	412,697	345
	외래	O.P	43,858	88,478	253,474	7,096,581	4,620,492	30,858
223	계	S.T	107,367	183,601	405,981	26,303,188	16,501,441	191,897
	입원	I.P	5,453	8,022	22,078	3,445,145	2,619,405	9,284
	외래	O.P	107,005	175,579	383,903	22,858,043	13,882,036	191,378
224	계	S.T	1,309	4,567	23,946	1,551,277	1,075,969	1,722
	입원	I.P	349	1,879	3,804	1,248,895	900,995	404
	외래	O.P	1,197	2,688	20,142	302,382	174,974	1,564
225	계	S.T	115,629	193,584	805,815	16,282,508	11,020,534	126,740
	입원	I.P	65	241	533	57,935	45,599	105
	외래	O.P	115,600	193,343	805,282	16,224,573	10,974,935	126,701
226	계	S.T	146,492	278,061	1,251,520	22,670,186	15,376,786	161,752
	입원	I.P	805	3,158	7,171	979,253	721,737	933
	외래	O.P	146,232	274,903	1,244,349	21,690,933	14,655,049	161,468
227	계	S.T	26,719	73,297	1,993,888	17,112,520	10,706,968	44,576
	입원	I.P	2,300	10,217	21,436	8,046,077	5,760,275	4,466
	외래	O.P	26,395	63,080	1,972,452	9,066,443	4,946,693	43,957
228	계	S.T	355	1,133	4,807	280,841	195,788	772
	입원	I.P	101	420	1,000	211,027	156,488	254
	외래	O.P	318	713	3,807	69,814	39,300	709
229	계	S.T	14,381	28,528	194,489	7,605,032	4,838,813	18,660
	입원	I.P	1,507	5,335	11,497	4,377,394	3,193,309	1,751
	외래	O.P	13,816	23,193	182,992	3,227,638	1,645,504	18,036
230	계	S.T	97,191	148,437	535,732	15,689,569	10,298,480	100,883
	입원	I.P	179	328	1,015	224,089	167,417	386
	외래	O.P	97,135	148,109	534,717	15,465,480	10,131,062	100,755
231	계	S.T	1,315	3,248	154,435	178,425	117,379	10,104
	입원	I.P	-	-	-	-	-	5
	외래	O.P	1,315	3,248	154,435	178,425	117,379	10,100
232	계	S.T	52,253	426,783	1,537,119	86,436,426	58,155,608	28,082
	입원	I.P	142	280	739	204,795	146,526	74
	외래	O.P	52,247	426,503	1,536,380	86,231,631	58,009,081	28,078
233	계	S.T	171,631	325,170	1,313,399	44,852,494	29,177,307	189,901
	입원	I.P	7,961	13,754	44,449	6,736,180	5,047,668	10,462
	외래	O.P	170,263	311,416	1,268,950	38,116,314	24,129,640	188,454
234	계	S.T	2,796	5,008	13,657	568,746	415,163	1,654
	입원	I.P	199	589	1,528	248,782	204,770	107
	외래	O.P	2,670	4,419	12,129	319,964	210,393	1,596
235	계	S.T	200	541	3,080	160,314	126,213	116
	입원	I.P	96	311	945	140,339	114,269	45
	외래	O.P	142	230	2,135	19,975	11,944	87
236	계	S.T	16,715	51,484	158,429	10,609,551	7,747,054	10,111
	입원	I.P	3,003	7,775	21,242	4,414,831	3,346,645	1,687
	외래	O.P	16,054	43,709	137,187	6,194,721	4,400,409	9,727
237	계	S.T	4,241	17,976	120,620	6,527,505	5,640,660	1,341
	입원	I.P	1,490	11,406	21,479	5,833,951	5,140,488	544
	외래	O.P	3,343	6,570	99,141	693,554	500,172	1,006
238	계	S.T	2,762	13,584	30,362	5,455,951	4,696,318	839
	입원	I.P	1,371	9,961	17,703	4,936,889	4,310,061	515
	외래	O.P	1,905	3,623	12,659	519,062	386,257	510
239	계	S.T	41,100	263,660	630,995	96,665,190	82,862,450	11,818
	입원	I.P	28,596	184,962	279,810	85,388,755	74,359,183	8,430
	외래	O.P	22,519	78,698	351,185	11,276,435	8,503,267	6,390
240	계	S.T	4,445	28,646	42,236	12,562,755	10,897,148	880
	입원	I.P	4,373	28,416	37,391	12,543,538	10,884,777	864
	외래	O.P	151	230	4,845	19,217	12,371	33

주 : 진료일 기준 (한의원료 제외, 요양급여일수, 진료비와 급여비는 약국포함)

연령별 진료현황(총계) <계속>

Disease Categories by Age(Total) <Cont'd>

(단위 : 명, 일, 천원)

Unit : Person, Day, KRW 1,000

44 세			45 ~ 49 세				
요양급여일수 Reimbursed Days	진료비 Medical Expense	급여비 Benefit	진료실인원수 Patients	입내원일수 Visits	요양급여일수 Reimbursed Days	진료비 Medical Expense	급여비 Benefit
400	9,655	6,772	79	139	1,133	12,336	8,626
14	1,920	1,538	3	2	35	1,628	1,362
386	7,735	5,234	78	137	1,098	10,708	7,264
235,598	6,210,409	4,130,598	15,320	33,831	171,891	3,154,703	2,110,318
4,485	832,499	627,084	222	1,265	2,838	539,807	407,996
231,113	5,377,910	3,503,514	15,281	32,566	169,053	2,614,896	1,702,322
742,500	45,018,587	27,399,241	181,767	304,992	853,133	42,406,911	25,167,852
39,106	5,190,283	3,857,565	8,207	13,538	36,502	4,619,154	3,435,612
703,394	39,828,304	23,541,676	181,225	291,454	816,631	37,787,757	21,732,240
29,290	1,790,604	1,236,770	1,577	5,531	34,528	1,431,468	980,589
5,345	1,420,534	1,022,322	297	2,224	4,531	1,095,762	790,093
23,945	370,070	214,449	1,469	3,307	29,997	335,706	190,496
916,174	18,187,656	12,238,922	102,604	177,334	916,222	15,301,871	10,273,716
559	64,999	48,522	85	165	498	51,317	39,789
915,615	18,122,657	12,190,400	102,565	177,169	915,724	15,250,554	10,233,927
1,474,436	25,396,713	17,159,575	135,162	265,565	1,479,855	21,892,135	14,739,506
8,701	1,260,910	939,981	863	3,577	8,371	1,132,505	832,219
1,465,735	24,135,804	16,219,594	134,907	261,988	1,471,484	20,759,631	13,907,287
2,522,360	30,816,929	19,521,655	43,791	112,168	1,889,521	30,234,955	19,329,240
43,001	17,074,374	12,152,101	4,625	21,926	44,491	18,110,749	12,957,131
2,479,359	13,742,555	7,369,554	42,989	90,242	1,845,030	12,124,207	6,372,109
11,325	666,662	472,775	1,097	3,636	21,441	1,111,624	792,165
2,230	493,801	371,548	450	1,344	3,963	864,887	649,513
9,095	172,861	101,227	961	2,292	17,478	246,738	142,652
248,634	9,688,876	6,107,504	17,721	34,182	210,959	8,607,061	5,354,389
14,148	5,502,333	3,996,550	1,457	5,575	12,136	4,786,986	3,471,528
234,486	4,186,543	2,110,954	17,193	28,607	198,823	3,820,075	1,882,862
729,025	18,659,361	12,175,377	110,598	159,786	898,745	21,246,411	13,920,241
2,758	646,629	482,462	430	981	3,027	875,738	654,523
726,267	18,012,732	11,692,915	110,475	158,805	895,718	20,370,673	13,265,718
1,210,571	1,446,511	953,768	56,753	167,549	7,371,164	9,315,711	6,132,552
25	1,624	1,035	33	70	200	25,539	18,785
1,210,546	1,444,886	952,733	56,741	167,479	7,370,964	9,290,172	6,113,768
1,051,355	73,210,138	49,864,745	5,613	60,572	231,872	14,154,512	8,589,362
466	106,338	77,802	18	41	99	25,308	17,499
1,050,889	73,103,800	49,786,942	5,612	60,531	231,773	14,129,204	8,571,864
1,630,515	53,094,974	34,279,644	160,874	320,416	1,745,555	47,317,266	30,263,543
59,575	9,294,523	6,941,331	9,541	16,285	56,219	8,989,137	6,699,926
1,570,940	43,800,451	27,338,313	159,572	304,131	1,689,336	38,328,129	23,563,617
8,796	333,505	240,594	201	342	1,101	40,691	28,746
802	122,853	100,174	16	31	92	12,193	9,602
7,994	210,651	140,419	197	311	1,009	28,498	19,144
868	105,830	85,503	6	10	29	2,556	1,720
425	93,340	78,119	2	6	16	2,326	1,645
443	12,491	7,384	4	4	13	230	75
93,522	5,907,931	4,342,937	1,135	3,394	11,771	681,257	496,548
11,569	2,115,422	1,620,545	186	486	1,420	275,336	213,501
81,953	3,792,509	2,722,392	1,090	2,908	10,351	405,921	283,046
58,065	2,503,570	2,167,714	81	422	10,433	154,485	133,510
8,174	2,271,710	2,005,203	28	248	451	133,151	119,492
49,891	231,861	162,511	65	174	9,982	21,334	14,018
11,518	2,190,370	1,900,821	27	124	511	54,310	45,901
6,882	2,035,483	1,789,965	15	88	161	48,516	42,124
4,636	154,887	110,856	16	36	350	5,794	3,777
198,514	29,634,733	25,415,334	391	2,734	7,913	1,071,450	918,056
87,434	26,457,051	23,054,075	284	2,044	3,418	969,800	844,844
111,080	3,177,683	2,361,258	197	690	4,495	101,650	73,213
9,418	2,529,179	2,193,398	28	163	288	75,151	66,032
7,651	2,524,334	2,190,212	25	159	219	74,474	65,514
1,767	4,845	3,186	3	4	69	678	518

Note : Based on the Treatment Month (excluding herbal medicine, including pharmacy in Reimbursed Days, Medical Expense and Benefit)

제VI-2표
Table VI-2

298 질병분류별
Benefits by Classification of 298

구 분 Division			50 ~ 54 세				55 세 ~	
			진료실인원수 Patients	입내원일수 Visits	요양급여일수 Reimbursed Days	진료비 Medical Expense	급여비 Benefit	진료실인원수 Patients
221	계	S.T	108	180	893	12,759	8,495	70
	입원	I.P	2	2	16	705	563	1
	외래	O.P	107	178	877	12,054	7,932	70
222	계	S.T	12,116	28,242	201,040	2,804,237	1,902,369	10,550
	입원	I.P	272	1,804	3,894	797,861	605,362	264
	외래	O.P	12,052	26,438	197,146	2,006,376	1,297,008	10,482
223	계	S.T	199,098	312,691	1,240,091	42,608,677	25,010,994	147,296
	입원	I.P	6,527	11,446	30,731	4,123,926	3,060,706	3,449
	외래	O.P	198,634	301,245	1,209,360	38,484,750	21,950,288	146,990
224	계	S.T	1,593	5,257	44,724	1,235,429	857,346	1,011
	입원	I.P	234	1,852	3,493	907,143	665,151	89
	외래	O.P	1,514	3,405	41,231	328,286	192,196	980
225	계	S.T	111,898	192,685	1,396,271	16,284,577	10,942,529	80,816
	입원	I.P	73	147	508	68,781	51,548	62
	외래	O.P	111,854	192,538	1,395,763	16,215,796	10,890,981	80,783
226	계	S.T	145,144	283,543	2,107,350	22,549,303	15,202,760	103,627
	입원	I.P	689	2,789	6,778	858,469	638,429	380
	외래	O.P	144,970	280,754	2,100,572	21,690,833	14,564,331	103,517
227	계	S.T	29,406	64,337	957,863	16,213,353	10,273,586	7,613
	입원	I.P	2,356	11,258	22,871	9,369,699	6,710,503	333
	외래	O.P	28,916	53,079	934,992	6,843,654	3,563,084	7,516
228	계	S.T	1,851	6,407	56,180	1,959,776	1,395,914	2,364
	입원	I.P	795	2,385	7,344	1,538,186	1,155,686	993
	외래	O.P	1,672	4,022	48,836	421,590	240,227	2,200
229	계	S.T	14,062	27,521	228,651	6,728,281	4,092,258	6,996
	입원	I.P	1,052	4,181	8,782	3,688,051	2,641,276	579
	외래	O.P	13,734	23,340	219,869	3,040,229	1,450,982	6,819
230	계	S.T	75,191	100,928	708,110	13,704,790	9,041,124	3,185
	입원	I.P	270	542	1,996	456,566	340,379	12
	외래	O.P	75,116	100,386	706,114	13,248,225	8,700,745	3,180
231	계	S.T	184,598	568,475	26,747,191	33,761,986	22,315,759	190,526
	입원	I.P	134	421	1,281	117,889	86,906	148
	외래	O.P	184,562	568,054	26,745,910	33,644,097	22,228,853	190,495
232	계	S.T	155	1,025	4,340	170,517	99,311	-
	입원	I.P	-	-	-	-	-	-
	외래	O.P	155	1,025	4,340	170,517	99,311	-
233	계	S.T	126,896	249,655	1,970,167	36,262,083	23,006,375	66,537
	입원	I.P	6,609	11,751	40,045	6,609,827	4,942,565	2,977
	외래	O.P	125,893	237,904	1,930,122	29,652,256	18,063,810	66,116
234	계	S.T	9	27	340	7,602	5,083	-
	입원	I.P	2	9	33	6,086	4,030	-
	외래	O.P	9	18	307	1,516	1,053	-
235	계	S.T	1	1	65	302	212	-
	입원	I.P	-	-	-	-	-	-
	외래	O.P	1	1	65	302	212	-
236	계	S.T	104	500	2,703	103,270	65,544	9
	입원	I.P	22	102	256	65,772	45,925	2
	외래	O.P	103	398	2,447	37,498	19,619	9
237	계	S.T	10	15	2,205	3,580	2,335	-
	입원	I.P	-	-	-	-	-	-
	외래	O.P	10	15	2,205	3,580	2,335	-
238	계	S.T	2	9	259	3,625	3,020	-
	입원	I.P	1	8	13	3,392	2,895	-
	외래	O.P	1	1	246	233	124	-
239	계	S.T	16	42	373	12,434	10,320	1
	입원	I.P	3	17	31	9,680	8,547	-
	외래	O.P	13	25	342	2,753	1,773	1
240	계	S.T	-	-	-	-	-	-
	입원	I.P	-	-	-	-	-	-
	외래	O.P	-	-	-	-	-	-

주 : 진료일 기준 (한의원류 제외, 요양급여일수, 진료비와 급여비는 약국포함)

연령별 진료현황(총계) <계속>

Disease Categories by Age(Total) <Cont'd>

(단위 : 명, 일, 천원)

Unit : Person, Day, KRW 1,000

59 세			60 ~ 64 세				
요양급여일수 Reimbursed Days	진료비 Medical Expense	급여비 Benefit	진료실인원수 Patients	입내원일수 Visits	요양급여일수 Reimbursed Days	진료비 Medical Expense	급여비 Benefit
673	8,677	6,041	75	124	1,041	10,368	6,825
28	3,061	2,299	2	3	10	989	727
645	5,616	3,742	75	121	1,031	9,379	6,098
232,353	2,856,948	1,951,907	10,593	28,363	292,883	3,042,536	2,078,714
5,043	1,053,301	792,262	342	3,004	5,561	1,175,859	899,587
227,310	1,803,646	1,159,645	10,499	25,359	287,322	1,866,677	1,179,126
1,160,127	29,245,086	17,031,338	123,385	180,900	990,974	23,604,321	13,750,900
16,951	2,156,563	1,595,834	2,372	4,446	11,687	1,465,457	1,097,219
1,143,176	27,088,522	15,435,504	123,179	176,454	979,287	22,138,864	12,653,681
28,978	541,789	363,952	791	2,596	18,822	363,427	250,433
1,351	353,984	247,996	57	670	1,241	218,537	156,039
27,627	187,805	115,956	765	1,926	17,581	144,890	94,394
1,170,374	11,053,439	7,442,536	70,226	117,738	879,264	9,073,325	6,108,751
322	49,104	36,982	57	155	371	55,952	41,493
1,170,052	11,004,335	7,405,555	70,190	117,583	878,893	9,017,372	6,067,258
1,777,344	15,360,884	10,366,641	86,447	164,976	1,326,670	12,012,133	8,081,987
4,000	512,807	387,576	199	972	2,429	335,358	250,709
1,773,344	14,848,077	9,979,064	86,379	164,004	1,324,241	11,676,775	7,831,278
308,520	2,819,365	1,711,080	2,363	3,848	90,706	749,549	451,492
3,310	1,274,018	908,467	80	330	679	299,796	216,741
305,210	1,545,347	802,613	2,325	3,518	90,027	449,753	234,750
82,408	2,905,991	2,049,240	4,074	17,130	142,335	5,082,149	3,569,221
10,093	2,318,424	1,723,820	1,450	6,752	14,894	4,046,451	3,015,935
72,315	587,567	325,420	3,896	10,378	127,441	1,035,698	553,286
146,038	3,693,082	2,232,354	6,143	12,944	96,392	3,306,055	1,991,952
4,888	2,105,867	1,494,431	500	2,180	4,320	1,895,586	1,343,634
141,150	1,587,215	737,922	6,004	10,764	92,072	1,410,470	648,318
44,957	569,795	374,132	-	-	-	-	-
59	16,183	12,039	-	-	-	-	-
44,898	553,612	362,093	-	-	-	-	-
31,043,660	37,384,420	24,760,606	143,376	438,083	21,262,725	26,852,923	17,747,986
1,180	107,492	79,111	103	365	1,183	73,384	54,521
31,042,480	37,276,928	24,681,495	143,342	437,718	21,261,542	26,779,539	17,693,464
-	-	-	-	-	-	-	-
-	-	-	-	-	-	-	-
-	-	-	-	-	-	-	-
1,367,226	18,738,785	11,745,017	50,303	101,416	914,950	14,031,388	8,698,432
19,330	3,403,161	2,543,222	2,424	5,118	15,896	2,834,443	2,109,800
1,347,896	15,335,624	9,201,795	49,958	96,298	899,054	11,196,944	6,588,633
-	-	-	-	-	-	-	-
-	-	-	-	-	-	-	-
-	-	-	-	-	-	-	-
150	119	83	-	-	-	-	-
-	-	-	-	-	-	-	-
150	119	83	-	-	-	-	-
1,122	5,636	3,361	-	-	-	-	-
11	2,337	1,687	-	-	-	-	-
1,111	3,299	1,674	-	-	-	-	-
68	108	75	-	-	-	-	-
-	-	-	-	-	-	-	-
68	108	75	-	-	-	-	-
-	-	-	-	-	-	-	-
-	-	-	-	-	-	-	-
-	-	-	-	-	-	-	-
137	243	112	-	-	-	-	-
-	-	-	-	-	-	-	-
137	243	112	-	-	-	-	-
-	-	-	-	-	-	-	-
-	-	-	-	-	-	-	-
-	-	-	-	-	-	-	-

Note : Based on the Treatment Month (excluding herbal medicine, including pharmacy in Reimbursed Days, Medical Expense and Benefit)

제VI-2표
Table VI-2

298 질병분류별
Benefits by Classification of 298

구 분 Division			65 ~ 69 세				70 세 ~	
			진료실인원수 Patients	입내원일수 Visits	요양급여일수 Reimbursed Days	진료비 Medical Expense	급여비 Benefit	진료실인원수 Patients
221	계	S.T	86	130	542	10,387	7,289	50
	입원	I.P	2	4	16	1,570	1,279	5
	외래	O.P	85	126	526	8,816	6,010	47
222	계	S.T	8,812	24,815	303,835	2,967,462	2,087,140	5,355
	입원	I.P	332	3,159	6,064	1,335,252	1,023,263	250
	외래	O.P	8,725	21,656	297,771	1,632,210	1,063,877	5,262
223	계	S.T	74,082	112,675	633,279	14,274,772	8,285,253	35,859
	입원	I.P	1,238	2,452	6,171	875,069	649,827	409
	외래	O.P	73,983	110,223	627,108	13,399,704	7,635,425	35,811
224	계	S.T	561	1,713	9,824	250,476	174,846	291
	입원	I.P	41	443	722	158,419	113,139	11
	외래	O.P	538	1,270	9,102	92,056	61,707	287
225	계	S.T	43,628	74,174	480,364	5,390,291	3,732,962	23,858
	입원	I.P	32	49	150	30,401	22,056	23
	외래	O.P	43,608	74,125	480,214	5,359,890	3,710,906	23,840
226	계	S.T	56,649	111,007	787,319	7,769,300	5,418,703	31,850
	입원	I.P	168	924	1,971	451,734	340,185	111
	외래	O.P	56,581	110,083	785,348	7,317,567	5,078,517	31,803
227	계	S.T	877	1,529	29,971	331,458	206,263	316
	입원	I.P	42	168	306	155,582	111,379	18
	외래	O.P	851	1,361	29,665	175,876	94,884	307
228	계	S.T	5,552	24,144	205,759	7,224,013	5,054,226	5,060
	입원	I.P	1,764	8,887	19,012	5,733,986	4,285,380	1,442
	외래	O.P	5,380	15,257	186,747	1,490,027	768,846	4,912
229	계	S.T	4,785	10,204	70,738	2,660,371	1,618,947	2,899
	입원	I.P	409	1,848	3,804	1,585,400	1,129,025	245
	외래	O.P	4,674	8,356	66,934	1,074,971	489,922	2,833
230	계	S.T	-	-	-	-	-	-
	입원	I.P	-	-	-	-	-	-
	외래	O.P	-	-	-	-	-	-
231	계	S.T	80,677	235,356	10,539,692	14,259,639	9,755,735	36,863
	입원	I.P	55	76	357	49,045	36,740	27
	외래	O.P	80,661	235,280	10,539,335	14,210,593	9,718,995	36,853
232	계	S.T	-	-	-	-	-	-
	입원	I.P	-	-	-	-	-	-
	외래	O.P	-	-	-	-	-	-
233	계	S.T	33,175	69,050	565,139	9,796,863	6,089,662	17,862
	입원	I.P	1,629	4,121	11,383	2,376,579	1,777,419	945
	외래	O.P	32,910	64,929	553,756	7,420,283	4,312,243	17,715
234	계	S.T	-	-	-	-	-	-
	입원	I.P	-	-	-	-	-	-
	외래	O.P	-	-	-	-	-	-
235	계	S.T	-	-	-	-	-	-
	입원	I.P	-	-	-	-	-	-
	외래	O.P	-	-	-	-	-	-
236	계	S.T	-	-	-	-	-	-
	입원	I.P	-	-	-	-	-	-
	외래	O.P	-	-	-	-	-	-
237	계	S.T	-	-	-	-	-	-
	입원	I.P	-	-	-	-	-	-
	외래	O.P	-	-	-	-	-	-
238	계	S.T	-	-	-	-	-	-
	입원	I.P	-	-	-	-	-	-
	외래	O.P	-	-	-	-	-	-
239	계	S.T	-	-	-	-	-	-
	입원	I.P	-	-	-	-	-	-
	외래	O.P	-	-	-	-	-	-
240	계	S.T	-	-	-	-	-	-
	입원	I.P	-	-	-	-	-	-
	외래	O.P	-	-	-	-	-	-

주 : 진료일 기준 (한의원류 제외, 요양급여일수, 진료비와 급여비는 약국포함)

Disease Categories by Age(Total) <Cont'd>

(단위 : 명, 일, 천원)

[illegible]

Note : Based on the Treatment Month (excluding herbal medicine, including pharmacy in Reimbursed Days, Medical Expense and Benefit)

제VI-2표
Table VI-2

298 질병분류별
Benefits by Classification of 298

구 분 Division			총 계 G.T				0 세		
			진료실인원수 Patients	입내원일수 Visits	요양급여일수 Reimbursed Days	진료비 Medical Expense	급여비 Benefit	진료실인원수 Patients	입내원일수 Visits
241	계	S.T	3,066	9,312	29,168	6,779,020	5,855,963	-	-
	입원	I.P	1,219	5,754	13,446	6,466,460	5,704,540	-	-
	외래	O.P	2,303	3,558	15,722	312,560	151,423	-	-
242	계	S.T	181,016	868,579	1,958,256	263,227,262	232,300,523	-	-
	입원	I.P	83,807	539,019	841,405	232,935,825	208,338,869	-	-
	외래	O.P	129,948	329,560	1,116,851	30,291,437	23,961,654	-	-
243	계	S.T	53,300	181,630	377,167	116,282,522	114,425,063	-	-
	입원	I.P	53,300	181,630	372,709	116,276,802	114,421,035	-	-
	외래	O.P	-	-	4,458	5,720	4,029	-	-
244	계	S.T	58,463	117,691	728,922	14,026,650	10,271,866	-	-
	입원	I.P	2,124	12,008	23,691	6,222,140	5,260,209	-	-
	외래	O.P	57,054	105,683	705,231	7,804,510	5,011,657	-	-
245	계	S.T	4,483	19,343	25,041	5,080,052	5,022,987	4,093	18,512
	입원	I.P	2,861	15,648	16,363	4,885,196	4,859,230	2,847	15,542
	외래	O.P	2,370	3,695	8,678	194,855	163,756	1,988	2,970
246	계	S.T	19,411	281,002	433,901	208,395,150	206,304,192	13,623	236,180
	입원	I.P	10,497	223,244	280,614	201,118,261	199,517,153	9,912	203,615
	외래	O.P	15,681	57,758	153,287	7,276,889	6,787,039	9,981	32,565
247	계	S.T	1,922	4,588	6,083	991,228	957,380	1,682	4,016
	입원	I.P	283	1,570	1,881	875,181	857,418	271	1,511
	외래	O.P	1,792	3,018	4,202	116,047	99,962	1,554	2,505
248	계	S.T	347	3,187	4,292	2,684,007	2,656,180	289	2,842
	입원	I.P	247	2,726	2,964	2,648,853	2,626,270	243	2,565
	외래	O.P	190	461	1,328	35,154	29,910	135	277
249	계	S.T	14,825	177,900	257,252	135,258,231	133,972,265	12,152	158,047
	입원	I.P	10,659	149,590	167,311	131,321,478	130,339,254	10,352	141,540
	외래	O.P	9,261	28,310	89,941	3,936,753	3,633,012	6,671	16,507
250	계	S.T	1,201	9,030	12,848	5,486,705	5,411,258	1,045	8,354
	입원	I.P	841	7,775	9,167	5,394,862	5,331,935	804	7,414
	외래	O.P	702	1,255	3,681	91,842	79,323	570	940
251	계	S.T	21,589	37,331	47,147	1,676,347	1,593,909	20,332	35,302
	입원	I.P	478	2,616	3,085	820,409	810,346	468	2,541
	외래	O.P	21,205	34,715	44,062	855,938	783,562	19,954	32,761
252	계	S.T	83	339	406	159,903	158,679	80	321
	입원	I.P	23	217	255	154,720	154,307	21	204
	외래	O.P	71	122	151	5,184	4,373	69	117
253	계	S.T	64,890	187,567	242,723	39,644,427	38,849,175	60,063	175,491
	입원	I.P	12,245	75,631	83,414	35,685,840	35,334,117	12,024	73,529
	외래	O.P	59,102	111,936	159,309	3,958,587	3,515,058	54,350	101,962
254	계	S.T	3,147	15,144	196,167	2,670,465	2,371,171	907	1,753
	입원	I.P	216	1,909	4,841	1,583,249	1,436,677	42	478
	외래	O.P	3,125	13,235	191,326	1,087,216	934,494	901	1,275
255	계	S.T	7,619	52,027	355,343	8,700,473	7,312,256	1,540	3,623
	입원	I.P	578	12,194	19,475	5,010,346	4,493,230	99	1,053
	외래	O.P	7,492	39,833	335,868	3,690,127	2,819,026	1,513	2,570
256	계	S.T	101,245	359,715	7,595,783	236,441,321	210,767,159	14,945	74,689
	입원	I.P	10,445	113,825	242,555	180,839,200	169,587,102	2,463	43,616
	외래	O.P	99,393	245,890	7,353,228	55,602,121	41,180,057	14,270	31,073
257	계	S.T	5,575	20,252	29,650	7,782,396	5,966,617	347	3,169
	입원	I.P	760	4,393	7,861	3,630,822	3,296,626	161	1,470
	외래	O.P	5,539	15,859	21,789	4,151,574	2,669,991	334	1,699
258	계	S.T	281	3,175	8,201	2,370,745	2,276,337	62	1,686
	입원	I.P	68	2,369	2,847	2,311,425	2,232,272	49	1,512
	외래	O.P	264	806	5,354	59,320	44,066	47	174
259	계	S.T	53,735	124,213	760,552	30,731,067	25,855,740	22,413	40,015
	입원	I.P	3,056	28,683	52,833	22,549,155	20,049,578	602	9,524
	외래	O.P	53,187	95,530	707,719	8,181,911	5,806,163	22,304	30,491
260	계	S.T	6,685	16,522	36,798	5,802,042	4,960,014	681	1,710
	입원	I.P	1,497	3,131	10,589	4,757,487	4,286,141	122	263
	외래	O.P	6,598	13,391	26,209	1,044,555	673,873	672	1,447

주 : 진료일 기준 (한의원료 제외, 요양급여일수, 진료비와 급여비는 약국포함)

Disease Categories by Age(Total) <Cont'd>

(단위 : 명, 일, 천원)

Note : Based on the Treatment Month (excluding herbal medicine, including pharmacy in Reimbursed Days, Medical Expense and Benefit)

제VI-2표
Table VI-2

298 질병분류별
Benefits by Classification of 298

구 분 Division			5 ~ 9 세					10 세 ~	
			진료실인원수 Patients	입내원일수 Visits	요양급여일수 Reimbursed Days	진료비 Medical Expense	급여비 Benefit	진료실인원수 Patients	입내원일수 Visits
241	계	S.T	-	-	6	24	17	-	-
	입원	I.P	-	-	-	-	-	-	-
	외래	O.P	-	-	6	24	17	-	-
242	계	S.T	2	2	30	156	93	13	15
	입원	I.P	-	-	-	-	-	1	1
	외래	O.P	2	2	30	156	93	12	14
243	계	S.T	-	-	-	-	-	-	-
	입원	I.P	-	-	-	-	-	-	-
	외래	O.P	-	-	-	-	-	-	-
244	계	S.T	3	3	21	222	119	14	25
	입원	I.P	-	-	-	-	-	-	-
	외래	O.P	3	3	21	222	119	14	25
245	계	S.T	-	-	-	-	-	-	-
	입원	I.P	-	-	-	-	-	-	-
	외래	O.P	-	-	-	-	-	-	-
246	계	S.T	-	-	-	-	-	-	-
	입원	I.P	-	-	-	-	-	-	-
	외래	O.P	-	-	-	-	-	-	-
247	계	S.T	-	-	-	-	-	-	-
	입원	I.P	-	-	-	-	-	-	-
	외래	O.P	-	-	-	-	-	-	-
248	계	S.T	-	-	-	-	-	-	-
	입원	I.P	-	-	-	-	-	-	-
	외래	O.P	-	-	-	-	-	-	-
249	계	S.T	-	-	-	-	-	-	-
	입원	I.P	-	-	-	-	-	-	-
	외래	O.P	-	-	-	-	-	-	-
250	계	S.T	-	-	-	-	-	-	-
	입원	I.P	-	-	-	-	-	-	-
	외래	O.P	-	-	-	-	-	-	-
251	계	S.T	-	-	-	-	-	-	-
	입원	I.P	-	-	-	-	-	-	-
	외래	O.P	-	-	-	-	-	-	-
252	계	S.T	-	-	-	-	-	-	-
	입원	I.P	-	-	-	-	-	-	-
	외래	O.P	-	-	-	-	-	-	-
253	계	S.T	-	-	-	-	-	-	-
	입원	I.P	-	-	-	-	-	-	-
	외래	O.P	-	-	-	-	-	-	-
254	계	S.T	368	2,578	27,546	265,788	230,304	332	2,144
	입원	I.P	19	115	421	68,318	59,457	30	126
	외래	O.P	366	2,463	27,125	197,469	170,848	330	2,018
255	계	S.T	934	11,371	52,917	1,321,701	1,126,398	620	7,804
	입원	I.P	79	1,339	2,465	558,514	512,477	45	1,081
	외래	O.P	924	10,032	50,452	763,187	613,921	615	6,723
256	계	S.T	9,314	23,937	302,846	10,908,688	9,185,329	5,783	15,983
	입원	I.P	487	4,230	10,857	7,238,252	6,744,068	397	3,092
	외래	O.P	9,296	19,707	291,989	3,670,436	2,441,261	5,761	12,891
257	계	S.T	1,338	4,288	5,398	1,135,624	807,797	989	2,528
	입원	I.P	111	474	951	305,855	273,916	41	225
	외래	O.P	1,335	3,814	4,447	829,769	533,881	983	2,303
258	계	S.T	46	78	448	8,819	4,427	8	18
	입원	I.P	-	-	-	-	-	-	-
	외래	O.P	46	78	448	8,819	4,427	8	18
259	계	S.T	4,062	14,174	95,934	2,495,928	2,053,349	1,771	5,041
	입원	I.P	612	2,858	6,481	1,532,207	1,363,123	143	929
	외래	O.P	3,994	11,316	89,453	963,720	690,226	1,742	4,112
260	계	S.T	1,274	2,532	6,118	709,074	574,821	744	1,732
	입원	I.P	217	434	1,525	546,505	489,597	116	265
	외래	O.P	1,256	2,098	4,593	162,568	85,224	738	1,467

주 : 진료일 기준 (한의원류 제외, 요양급여일수, 진료비와 급여비는 약국포함)

Disease Categories by Age(Total) <Cont'd>

(단위 : 명, 일, 천원)

[illegible]

Note : Based on the Treatment Month (excluding herbal medicine, including pharmacy in Reimbursed Days, Medical Expense and Benefit)

제VI-2표
Table VI-2

298 질병분류별
Benefits by Classification of 298

구 분 Division			20 ~ 24 세				25 세 ~	
			진료실인원수 Patients	입내원일수 Visits	요양급여일수 Reimbursed Days	진료비 Medical Expense	급여비 Benefit	진료실인원수 Patients
								입내원일수 Visits
241	계	S.T	65	151	370	70,649	58,885	315
	입원	I.P	24	91	198	65,941	56,236	100
	외래	O.P	46	60	172	4,707	2,650	250
242	계	S.T	4,227	19,228	37,734	5,998,164	5,361,667	24,844
	입원	I.P	2,038	12,507	19,105	5,307,946	4,799,321	11,756
	외래	O.P	2,954	6,721	18,629	690,218	562,346	17,682
243	계	S.T	1,426	4,819	10,016	3,131,563	3,077,682	7,790
	입원	I.P	1,426	4,819	9,921	3,131,419	3,077,580	7,790
	외래	O.P	-	-	95	145	102	-
244	계	S.T	1,245	2,204	9,335	238,846	177,418	7,839
	입원	I.P	37	173	372	103,798	87,114	270
	외래	O.P	1,220	2,031	8,963	135,048	90,304	7,664
245	계	S.T	-	-	-	-	-	-
	입원	I.P	-	-	-	-	-	-
	외래	O.P	-	-	-	-	-	-
246	계	S.T	-	-	-	-	-	-
	입원	I.P	-	-	-	-	-	-
	외래	O.P	-	-	-	-	-	-
247	계	S.T	-	-	-	-	-	-
	입원	I.P	-	-	-	-	-	-
	외래	O.P	-	-	-	-	-	-
248	계	S.T	-	-	-	-	-	-
	입원	I.P	-	-	-	-	-	-
	외래	O.P	-	-	-	-	-	-
249	계	S.T	-	-	-	-	-	-
	입원	I.P	-	-	-	-	-	-
	외래	O.P	-	-	-	-	-	-
250	계	S.T	-	-	-	-	-	-
	입원	I.P	-	-	-	-	-	-
	외래	O.P	-	-	-	-	-	-
251	계	S.T	-	-	-	-	-	-
	입원	I.P	-	-	-	-	-	-
	외래	O.P	-	-	-	-	-	-
252	계	S.T	-	-	-	-	-	-
	입원	I.P	-	-	-	-	-	-
	외래	O.P	-	-	-	-	-	-
253	계	S.T	-	-	-	-	-	-
	입원	I.P	-	-	-	-	-	-
	외래	O.P	-	-	-	-	-	-
254	계	S.T	152	654	21,396	92,072	77,523	137
	입원	I.P	12	89	280	36,935	30,976	5
	외래	O.P	151	565	21,116	55,136	46,546	137
255	계	S.T	292	4,255	32,116	591,081	483,066	242
	입원	I.P	18	1,617	2,082	338,486	279,265	12
	외래	O.P	288	2,638	30,034	252,595	203,800	238
256	계	S.T	3,688	12,336	326,585	6,071,897	5,119,266	3,412
	입원	I.P	367	2,766	8,240	4,050,736	3,637,051	389
	외래	O.P	3,647	9,570	318,345	2,021,161	1,482,215	3,378
257	계	S.T	348	989	1,604	613,524	391,267	203
	입원	I.P	30	135	333	124,949	94,271	14
	외래	O.P	345	854	1,271	488,575	296,996	200
258	계	S.T	5	6	6	159	39	-
	입원	I.P	-	-	-	-	-	-
	외래	O.P	5	6	6	159	39	-
259	계	S.T	797	2,208	24,536	666,738	523,310	671
	입원	I.P	50	617	1,067	527,467	433,342	63
	외래	O.P	789	1,591	23,469	139,271	89,968	649
260	계	S.T	99	293	844	58,160	38,676	68
	입원	I.P	18	65	179	39,888	29,939	14
	외래	O.P	98	228	665	18,272	8,737	67

주 : 진료일 기준 (한의원류 제외, 요양급여일수, 진료비와 급여비는 약국포함)

Disease Categories by Age(Total) <Cont'd>

Unit : Person, Day, KRW 1,000

Note : Based on the Treatment Month (excluding herbal medicine, including pharmacy in Reimbursed Days, Medical Expense and Benefit)

제VI-2표
Table VI-2

298 질병분류별
Benefits by Classification of 298

구 분 Division			35 ~ 39 세				40 세 ~		
			진료실인원수 Patients	입내원일수 Visits	요양급여일수 Reimbursed Days	진료비 Medical Expense	급여비 Benefit	진료실인원수 Patients	입내원일수 Visits
241	계	S.T	1,064	3,787	11,895	3,081,461	2,678,210	368	1,175
	입원	I.P	453	2,448	5,442	2,962,294	2,622,003	165	726
	외래	O.P	801	1,339	6,453	119,167	56,207	263	449
242	계	S.T	54,930	268,245	631,387	83,016,609	73,143,691	15,081	73,897
	입원	I.P	25,553	165,995	260,706	73,894,737	66,047,343	6,394	42,945
	외래	O.P	39,304	102,250	370,681	9,121,873	7,096,348	11,273	30,952
243	계	S.T	15,745	53,242	111,823	35,997,354	35,441,891	3,133	10,681
	입원	I.P	15,745	53,242	110,646	35,995,546	35,440,612	3,133	10,681
	외래	O.P	-	-	1,177	1,808	1,279	-	-
244	계	S.T	17,961	36,918	242,678	4,516,146	3,292,162	4,688	10,779
	입원	I.P	633	3,814	7,538	1,967,187	1,676,942	236	1,611
	외래	O.P	17,519	33,104	235,140	2,548,959	1,615,220	4,527	9,168
245	계	S.T	-	-	-	-	-	-	-
	입원	I.P	-	-	-	-	-	-	-
	외래	O.P	-	-	-	-	-	-	-
246	계	S.T	-	-	-	-	-	-	-
	입원	I.P	-	-	-	-	-	-	-
	외래	O.P	-	-	-	-	-	-	-
247	계	S.T	-	-	-	-	-	-	-
	입원	I.P	-	-	-	-	-	-	-
	외래	O.P	-	-	-	-	-	-	-
248	계	S.T	-	-	-	-	-	-	-
	입원	I.P	-	-	-	-	-	-	-
	외래	O.P	-	-	-	-	-	-	-
249	계	S.T	-	-	-	-	-	-	-
	입원	I.P	-	-	-	-	-	-	-
	외래	O.P	-	-	-	-	-	-	-
250	계	S.T	-	-	-	-	-	-	-
	입원	I.P	-	-	-	-	-	-	-
	외래	O.P	-	-	-	-	-	-	-
251	계	S.T	-	-	-	-	-	-	-
	입원	I.P	-	-	-	-	-	-	-
	외래	O.P	-	-	-	-	-	-	-
252	계	S.T	-	-	-	-	-	-	-
	입원	I.P	-	-	-	-	-	-	-
	외래	O.P	-	-	-	-	-	-	-
253	계	S.T	-	-	-	-	-	-	-
	입원	I.P	-	-	-	-	-	-	-
	외래	O.P	-	-	-	-	-	-	-
254	계	S.T	66	514	10,812	55,331	46,810	48	172
	입원	I.P	4	59	130	15,376	13,411	4	39
	외래	O.P	65	455	10,682	39,954	33,399	46	133
255	계	S.T	191	638	11,566	194,052	141,252	236	815
	입원	I.P	17	126	309	102,598	78,344	10	132
	외래	O.P	185	512	11,257	91,454	62,907	233	683
256	계	S.T	2,709	10,234	286,191	5,917,949	4,988,201	3,218	11,434
	입원	I.P	380	2,622	7,230	4,313,290	3,887,811	443	2,429
	외래	O.P	2,648	7,612	278,961	1,604,659	1,100,390	3,161	9,005
257	계	S.T	76	222	458	100,401	68,296	54	100
	입원	I.P	8	49	109	32,470	25,036	2	9
	외래	O.P	76	173	349	67,931	43,260	54	91
258	계	S.T	1	1	32	53	37	1	1
	입원	I.P	-	-	-	-	-	-	-
	외래	O.P	1	1	32	53	37	1	1
259	계	S.T	618	1,722	13,245	497,225	348,327	941	2,147
	입원	I.P	53	538	1,121	373,762	278,040	65	452
	외래	O.P	606	1,184	12,124	123,464	70,287	918	1,695
260	계	S.T	58	155	341	45,605	31,592	49	143
	입원	I.P	14	38	102	32,586	24,726	9	33
	외래	O.P	56	117	239	13,019	6,866	47	110

주 : 진료일 기준 (한의원류 제외, 요양급여일수, 진료비와 급여비는 약국포함)

Disease Categories by Age(Total) <Cont'd>

(단위 : 명, 일, 천원)

44 세			45 ~ 49 세				
요양급여일수 Reimbursed Days	진료비 Medical Expense	급여비 Benefit	진료실인원수 Patients	입내월일수 Visits	요양급여일수 Reimbursed Days	진료비 Medica Expense	급여비 Benefit
3,608	902,433	768,007	23	57	887	37,491	29,813
1,833	854,643	744,560	7	26	97	34,294	28,277
1,775	47,790	23,447	19	31	790	3,197	1,535
217,143	22,231,252	19,415,267	705	3,124	21,338	899,197	773,205
69,799	19,493,115	17,325,313	223	1,619	2,903	757,725	672,142
147,344	2,738,137	2,089,954	582	1,505	18,435	141,472	101,063
23,050	7,199,993	7,080,373	69	231	526	152,633	149,910
22,776	7,199,687	7,080,158	69	231	466	152,594	149,883
274	306	215	-	-	60	38	27
87,617	1,617,081	1,205,590	335	719	16,736	110,523	79,620
3,131	868,808	738,709	8	62	125	48,879	44,421
84,486	748,273	466,881	328	657	16,611	61,644	35,198
-	-	-	-	-	-	-	-
-	-	-	-	-	-	-	-
-	-	-	-	-	-	-	-
-	-	-	-	-	-	-	-
-	-	-	-	-	-	-	-
-	-	-	-	-	-	-	-
-	-	-	-	-	-	-	-
-	-	-	-	-	-	-	-
-	-	-	-	-	-	-	-
-	-	-	-	-	-	-	-
-	-	-	-	-	-	-	-
-	-	-	-	-	-	-	-
-	-	-	-	-	-	-	-
-	-	-	-	-	-	-	-
-	-	-	-	-	-	-	-
-	-	-	-	-	-	-	-
-	-	-	-	-	-	-	-
-	-	-	-	-	-	-	-
-	-	-	-	-	-	-	-
-	-	-	-	-	-	-	-
-	-	-	-	-	-	-	-
-	-	-	-	-	-	-	-
-	-	-	-	-	-	-	-
-	-	-	-	-	-	-	-
-	-	-	-	-	-	-	-
-	-	-	-	-	-	-	-
4,590	26,700	22,055	37	305	5,777	99,937	87,447
104	12,998	11,040	6	116	284	77,928	68,570
4,486	13,702	11,016	34	189	5,493	22,009	18,877
12,224	138,730	93,831	175	1,103	11,674	170,562	127,858
247	47,765	34,965	12	423	557	83,607	66,344
11,977	90,964	58,866	171	680	11,117	86,955	61,514
367,283	6,923,806	5,804,678	3,238	12,032	397,191	7,386,038	6,186,802
9,049	4,864,035	4,399,665	526	3,248	10,504	5,552,363	4,990,724
358,234	2,059,771	1,405,012	3,135	8,784	386,687	1,833,675	1,196,078
274	37,947	25,231	39	146	359	31,884	20,044
28	6,365	5,043	3	22	43	10,955	7,624
246	31,582	20,188	39	124	316	20,930	12,420
29	42	16	-	-	-	-	-
-	-	-	-	-	-	-	-
29	42	16	-	-	-	-	-
16,277	542,248	355,119	1,035	2,342	14,761	622,493	408,569
1,109	347,603	252,955	54	504	1,268	417,168	298,886
15,168	194,646	102,164	1,023	1,838	13,493	205,325	109,683
284	32,092	22,506	34	146	733	31,817	21,448
89	22,184	17,589	8	36	90	22,314	16,908
195	9,907	4,916	34	110	643	9,503	4,540

Note : Based on the Treatment Month (excluding herbal medicine, including pharmacy in Reimbursed Days, Medical Expense and Benefit)

제VI-2표
Table VI-2

298 질병분류별
Benefits by Classification of 298

구 분 Division			50 ~ 54 세				55 세 ~		
			진료실인원수 Patients	입내원일수 Visits	요양급여일수 Reimbursed Days	진료비 Medical Expense	급여비 Benefit	진료실인원수 Patients	입내원일수 Visits
241	계	S.T	2	9	212	786	399	-	-
	입원	I.P	-	-	-	-	-	-	-
	외래	O.P	2	9	212	786	399	-	-
242	계	S.T	51	94	3,639	15,938	10,604	7	14
	입원	I.P	2	2	5	1,534	1,019	-	-
	외래	O.P	49	92	3,634	14,405	9,586	7	14
243	계	S.T	-	-	-	-	-	-	-
	입원	I.P	-	-	-	-	-	-	-
	외래	O.P	-	-	-	-	-	-	-
244	계	S.T	113	221	8,445	31,074	21,283	16	35
	입원	I.P	-	-	-	-	-	-	-
	외래	O.P	113	221	8,445	31,074	21,283	16	35
245	계	S.T	-	-	-	-	-	-	-
	입원	I.P	-	-	-	-	-	-	-
	외래	O.P	-	-	-	-	-	-	-
246	계	S.T	-	-	-	-	-	-	-
	입원	I.P	-	-	-	-	-	-	-
	외래	O.P	-	-	-	-	-	-	-
247	계	S.T	-	-	-	-	-	-	-
	입원	I.P	-	-	-	-	-	-	-
	외래	O.P	-	-	-	-	-	-	-
248	계	S.T	-	-	-	-	-	-	-
	입원	I.P	-	-	-	-	-	-	-
	외래	O.P	-	-	-	-	-	-	-
249	계	S.T	-	-	-	-	-	-	-
	입원	I.P	-	-	-	-	-	-	-
	외래	O.P	-	-	-	-	-	-	-
250	계	S.T	-	-	-	-	-	-	-
	입원	I.P	-	-	-	-	-	-	-
	외래	O.P	-	-	-	-	-	-	-
251	계	S.T	-	-	-	-	-	-	-
	입원	I.P	-	-	-	-	-	-	-
	외래	O.P	-	-	-	-	-	-	-
252	계	S.T	-	-	-	-	-	-	-
	입원	I.P	-	-	-	-	-	-	-
	외래	O.P	-	-	-	-	-	-	-
253	계	S.T	-	-	-	-	-	-	-
	입원	I.P	-	-	-	-	-	-	-
	외래	O.P	-	-	-	-	-	-	-
254	계	S.T	42	154	4,437	28,090	23,322	24	125
	입원	I.P	3	18	67	13,061	10,914	-	-
	외래	O.P	42	136	4,370	15,029	12,407	24	125
255	계	S.T	198	900	11,531	203,788	150,700	198	631
	입원	I.P	17	372	662	120,495	99,287	10	90
	외래	O.P	195	528	10,869	83,293	51,413	196	541
256	계	S.T	4,152	15,027	566,456	9,266,674	7,738,209	4,318	16,017
	입원	I.P	597	3,804	11,799	6,698,859	6,022,115	638	4,178
	외래	O.P	4,065	11,223	554,657	2,567,815	1,716,094	4,195	11,839
257	계	S.T	36	140	676	28,285	20,570	34	52
	입원	I.P	3	55	88	22,256	17,399	1	1
	외래	O.P	36	85	588	6,030	3,171	34	51
258	계	S.T	1	1	62	564	348	1	1
	입원	I.P	-	-	-	-	-	-	-
	외래	O.P	1	1	62	564	348	1	1
259	계	S.T	1,572	3,139	27,953	687,281	443,548	1,858	3,751
	입원	I.P	59	469	1,058	377,641	273,117	70	545
	외래	O.P	1,554	2,670	26,895	309,640	170,431	1,835	3,206
260	계	S.T	32	118	470	22,073	14,483	25	102
	입원	I.P	7	41	59	14,574	10,855	8	22
	외래	O.P	32	77	411	7,499	3,627	25	80

주 : 진료일 기준 (한의원료 제외, 요양급여일수, 진료비와 급여비는 약국포함)

Disease Categories by Age(Total) <Cont'd>

[illegible]

583

제VI-2표
Table VI-2

298 질병분류별
Benefits by Classification of 298

구 분 Division			65 ~ 69 세				70 세 ~	
			진료실인원수 Patients	입내원일수 Visits	요양급여일수 Reimbursed Days	진료비 Medical Expense	급여비 Benefit	진료실인원수 Patients
				입내원일수 Visits				진료실인원수 Patients
								입내원일수 Visits
241	계	S.T	-	-	-	-	-	-
	입원	I.P	-	-	-	-	-	-
	외래	O.P	-	-	-	-	-	-
242	계	S.T	-	-	-	-	-	-
	입원	I.P	-	-	-	-	-	-
	외래	O.P	-	-	-	-	-	-
243	계	S.T	-	-	-	-	-	-
	입원	I.P	-	-	-	-	-	-
	외래	O.P	-	-	-	-	-	-
244	계	S.T	-	-	-	-	-	-
	입원	I.P	-	-	-	-	-	-
	외래	O.P	-	-	-	-	-	-
245	계	S.T	-	-	-	-	-	-
	입원	I.P	-	-	-	-	-	-
	외래	O.P	-	-	-	-	-	-
246	계	S.T	-	-	-	-	-	-
	입원	I.P	-	-	-	-	-	-
	외래	O.P	-	-	-	-	-	-
247	계	S.T	-	-	-	-	-	-
	입원	I.P	-	-	-	-	-	-
	외래	O.P	-	-	-	-	-	-
248	계	S.T	-	-	-	-	-	-
	입원	I.P	-	-	-	-	-	-
	외래	O.P	-	-	-	-	-	-
249	계	S.T	-	-	-	-	-	-
	입원	I.P	-	-	-	-	-	-
	외래	O.P	-	-	-	-	-	-
250	계	S.T	-	-	-	-	-	-
	입원	I.P	-	-	-	-	-	-
	외래	O.P	-	-	-	-	-	-
251	계	S.T	-	-	-	-	-	-
	입원	I.P	-	-	-	-	-	-
	외래	O.P	-	-	-	-	-	-
252	계	S.T	-	-	-	-	-	-
	입원	I.P	-	-	-	-	-	-
	외래	O.P	-	-	-	-	-	-
253	계	S.T	-	-	-	-	-	-
	입원	I.P	-	-	-	-	-	-
	외래	O.P	-	-	-	-	-	-
254	계	S.T	16	288	3,356	31,781	25,303	13
	입원	I.P	1	32	50	12,356	10,665	2
	외래	O.P	16	256	3,306	19,425	14,639	13
255	계	S.T	155	1,157	15,881	172,345	126,102	82
	입원	I.P	12	761	1,321	99,809	78,305	6
	외래	O.P	151	396	14,560	72,536	47,797	80
256	계	S.T	4,635	17,409	790,626	9,562,529	8,018,717	3,023
	입원	I.P	537	4,394	11,860	6,757,464	6,091,036	321
	외래	O.P	4,527	13,015	778,766	2,805,064	1,927,680	2,939
257	계	S.T	32	63	464	5,198	3,627	19
	입원	I.P	2	4	14	2,703	2,073	-
	외래	O.P	31	59	450	2,495	1,554	19
258	계	S.T	-	-	-	-	-	-
	입원	I.P	-	-	-	-	-	-
	외래	O.P	-	-	-	-	-	-
259	계	S.T	2,289	4,459	55,167	952,701	639,962	1,643
	입원	I.P	57	599	1,392	454,127	352,463	40
	외래	O.P	2,268	3,860	53,775	498,574	287,498	1,627
260	계	S.T	22	63	1,446	12,571	8,357	20
	입원	I.P	4	9	25	7,132	5,411	5
	외래	O.P	22	54	1,421	5,440	2,946	19

주 : 진료일 기준 (한의원류 제외, 요양급여일수, 진료비와 급여비는 약국포함)

Disease Categories by Age(Total) <Cont'd>

(단위 : 명, 일, 천원)

[illegible]

Note : Based on the Treatment Month (excluding herbal medicine, including pharmacy in Reimbursed Days, Medical Expense and Benefit)

제VI-2표
Table VI-2

298 질병분류별
Benefits by Classification of 298

구 분 Division			총 계 G.T				0 세		
			진료실인원수 Patients	입내원일수 Visits	요양급여일수 Reimbursed Days	진료비 Medical Expense	급여비 Benefit	진료실인원수 Patients	입내원일수 Visits
261	계	S.T	49,388	151,509	2,796,820	42,964,741	34,325,029	3,102	9,314
	입원	I.P	3,002	20,013	43,764	13,790,254	12,012,341	288	2,328
	외래	O.P	48,915	131,496	2,753,056	29,174,487	22,312,689	3,050	6,986
262	계	S.T	10,310	18,684	73,564	1,763,100	1,342,135	3,495	5,333
	입원	I.P	197	1,979	4,206	1,013,054	856,681	19	133
	외래	O.P	10,266	16,705	69,358	750,046	485,455	3,491	5,200
263	계	S.T	14,221	31,537	101,286	3,173,468	2,218,458	491	1,561
	입원	I.P	546	3,925	8,802	1,695,395	1,385,461	46	241
	외래	O.P	14,129	27,612	92,484	1,478,073	832,997	487	1,320
264	계	S.T	45,417	158,913	448,033	25,491,479	21,414,468	10,837	37,612
	입원	I.P	3,294	25,336	54,123	18,559,548	16,513,303	277	3,404
	외래	O.P	45,046	133,577	393,910	6,931,931	4,901,165	10,803	34,208
265	계	S.T	91,873	359,048	2,612,580	72,216,183	58,506,217	5,011	14,160
	입원	I.P	11,659	56,724	142,649	35,615,754	30,731,575	248	3,410
	외래	O.P	90,466	302,324	2,469,931	36,600,430	27,774,641	4,965	10,750
266	계	S.T	9,382	119,140	1,424,610	15,985,628	14,122,978	356	3,415
	입원	I.P	501	18,487	24,709	5,260,318	4,884,010	59	1,256
	외래	O.P	9,321	100,653	1,399,901	10,725,310	9,238,968	345	2,159
267	계	S.T	2,636,598	4,061,669	30,037,018	515,243,522	326,331,031	3,974	5,083
	입원	I.P	117,983	211,067	636,919	75,051,087	55,566,213	157	224
	외래	O.P	2,554,262	3,850,602	29,400,099	440,192,435	270,764,818	3,850	4,859
268	계	S.T	978,562	1,652,903	6,148,445	168,081,005	120,038,149	25,355	42,051
	입원	I.P	129,414	367,213	748,265	83,803,672	67,230,774	4,707	9,952
	외래	O.P	882,646	1,285,690	5,400,180	84,277,332	52,807,375	22,480	32,099
269	계	S.T	4,338	18,233	137,859	1,700,988	1,189,306	-	-
	입원	I.P	298	8,322	9,709	897,017	659,227	-	-
	외래	O.P	4,064	9,911	128,150	803,971	530,079	-	-
270	계	S.T	8,333,465	20,445,373	235,071,754	2,288,864,949	1,449,990,910	41,227	82,314
	입원	I.P	506,113	1,755,243	3,900,613	664,688,350	507,343,967	2,548	8,523
	외래	O.P	8,106,411	18,690,130	231,171,141	1,624,176,600	942,646,943	39,928	73,791
271	계	S.T	803,813	1,521,923	2,820,554	132,344,010	90,339,573	464	1,045
	입원	I.P	27,752	149,398	309,937	63,207,693	45,944,036	171	328
	외래	O.P	799,908	1,372,525	2,510,617	69,136,317	44,395,537	411	717
272	계	S.T	644,980	4,433,579	28,005,488	680,191,433	486,997,874	3	8
	입원	I.P	155,905	2,560,211	4,485,848	518,168,102	384,178,802	1	1
	외래	O.P	603,222	1,873,368	23,519,640	162,023,331	102,819,072	3	7
273	계	S.T	101,702	2,622,402	8,977,285	627,024,040	471,893,591	33	191
	입원	I.P	56,979	2,349,323	3,385,851	603,211,122	458,042,679	17	75
	외래	O.P	79,223	273,079	5,591,434	23,812,918	13,850,912	31	116
274	계	S.T	1,299,937	10,141,966	31,593,988	1,384,679,358	990,995,197	354	791
	입원	I.P	311,594	3,257,670	6,182,569	1,012,089,372	756,413,404	22	34
	외래	O.P	1,276,122	6,884,296	25,411,419	372,589,986	234,581,792	352	757
275	계	S.T	186	2,173	7,393	568,876	442,368	-	-
	입원	I.P	55	1,805	2,259	534,584	423,567	-	-
	외래	O.P	137	368	5,134	34,293	18,801	-	-
276	계	S.T	8,116,420	24,691,671	97,276,266	1,527,757,965	1,065,080,087	1,679	1,923
	입원	I.P	204,821	1,456,796	2,833,262	365,252,595	262,909,180	47	69
	외래	O.P	8,050,849	23,234,875	94,443,004	1,162,505,370	802,170,907	1,640	1,854
277	계	S.T	147,301	260,572	767,085	20,523,271	13,477,918	183	220
	입원	I.P	3,281	10,783	23,630	5,231,235	3,972,645	1	3
	외래	O.P	145,894	249,789	743,455	15,292,036	9,505,273	182	217
278	계	S.T	279,940	1,707,890	8,905,537	486,846,813	382,531,694	3,384	5,042
	입원	I.P	59,898	1,280,051	1,877,027	428,048,391	348,689,690	392	1,244
	외래	O.P	245,174	427,839	7,028,510	58,798,421	33,842,004	3,177	3,798
279	계	S.T	9,787	81,136	260,177	46,530,377	37,224,886	-	-
	입원	I.P	5,322	66,615	111,138	44,776,287	36,341,907	-	-
	외래	O.P	7,221	14,521	149,039	1,754,090	882,978	-	-
280	계	S.T	70,161	375,462	963,705	50,894,502	37,073,706	43	59
	입원	I.P	12,169	146,524	235,179	41,486,452	31,001,659	2	6
	외래	O.P	67,752	228,938	728,526	9,408,050	6,072,047	42	53

주 : 진료일 기준 (한의분류 제외, 요양급여일수, 진료비와 급여비는 약국포함)

연령별 진료현황(총계) <계속>

Disease Categories by Age(Total) <Cont'd>

(단위 : 명, 일, 천원)

Unit : Person, Day, KRW 1,000

0Age			1 ~ 4세				
요양급여일수 Reimbursed Days	진료비 Medical Expense	급여비 Benefit	진료실인원수 Patients	입내원일수 Visits	요양급여일수 Reimbursed Days	진료비 Medical Expense	급여비 Benefit
31,616	2,816,692	2,596,289	10,559	25,787	91,195	6,145,497	5,043,282
3,820	2,166,432	2,074,075	784	4,683	11,134	4,279,104	3,855,758
27,796	650,259	522,215	10,510	21,104	80,061	1,866,393	1,187,524
6,493	255,220	223,660	3,904	6,220	7,911	478,026	386,472
232	86,512	78,120	54	334	762	243,834	217,785
6,261	168,708	145,541	3,900	5,886	7,149	234,192	168,687
1,754	305,855	279,422	1,639	3,128	3,648	261,595	203,339
379	180,196	174,443	29	202	436	105,584	96,444
1,375	125,660	104,979	1,638	2,926	3,212	156,011	106,896
43,785	5,295,554	5,027,288	13,589	52,117	78,189	6,429,008	5,588,684
4,701	4,368,459	4,224,859	858	6,316	12,613	4,488,720	4,103,505
39,084	927,095	802,429	13,552	45,801	65,576	1,940,288	1,485,179
23,405	4,395,282	4,185,921	13,743	65,940	194,736	11,640,061	10,126,257
4,517	3,719,850	3,602,757	1,541	10,715	23,142	7,357,157	6,727,126
18,888	675,432	583,164	13,617	55,225	171,594	4,282,903	3,399,130
8,337	1,510,327	1,426,412	1,387	37,869	109,592	4,336,209	3,942,745
1,702	1,257,789	1,224,688	165	8,428	10,601	2,206,568	2,064,466
6,635	252,538	201,725	1,377	29,441	98,991	2,129,641	1,878,279
17,050	316,795	285,373	44,870	62,354	268,871	4,299,903	3,271,070
424	64,164	60,435	2,743	3,895	9,639	984,383	907,087
16,626	252,631	224,938	42,691	58,459	259,232	3,315,520	2,363,983
113,798	4,174,550	3,722,677	207,818	403,046	1,389,204	33,911,914	27,253,769
23,121	2,789,615	2,531,857	38,845	80,851	169,770	16,097,923	14,530,017
90,677	1,384,935	1,190,820	183,467	322,195	1,219,434	17,813,991	12,723,752
-	-	-	-	-	-	-	-
-	-	-	-	-	-	-	-
-	-	-	-	-	-	-	-
164,322	8,441,222	7,595,680	235,854	1,649,052	3,364,675	74,382,957	60,579,120
13,791	3,779,592	3,590,627	22,990	111,384	189,319	29,792,467	27,219,933
150,531	4,661,630	4,005,053	224,657	1,537,668	3,175,356	44,590,490	33,359,187
1,469	187,194	168,009	8,671	13,574	17,987	1,088,298	874,535
510	126,310	117,174	528	1,335	2,465	523,035	469,821
959	60,884	50,835	8,539	12,239	15,522	565,264	404,714
15	560	511	73	175	318	46,011	41,059
8	309	293	12	46	77	39,563	36,467
7	251	218	69	129	241	6,448	4,592
292	57,110	53,137	309	1,524	2,092	269,798	223,922
167	48,363	45,815	70	440	802	192,125	171,524
125	8,746	7,322	308	1,084	1,290	77,673	52,397
912	49,636	44,154	13,725	61,590	83,617	5,912,887	4,610,991
73	14,002	13,258	1,760	4,982	11,971	2,334,459	2,086,035
839	35,634	30,896	13,630	56,608	71,646	3,578,428	2,524,956
-	-	-	3	5	8	320	193
-	-	-	-	-	-	-	-
-	-	-	3	5	8	320	193
2,058	123,067	111,914	91,187	129,130	170,634	7,860,336	6,030,416
75	27,702	26,945	2,214	2,639	3,272	631,896	592,034
1,983	95,365	84,969	89,756	126,491	167,362	7,228,440	5,438,382
335	11,200	9,738	4,815	6,370	11,585	307,795	230,046
3	673	636	53	80	160	24,738	22,541
332	10,527	9,102	4,779	6,290	11,425	283,057	207,504
7,600	1,044,998	941,666	17,146	22,803	37,612	3,502,553	2,747,732
2,247	687,728	640,411	1,480	3,310	6,171	1,484,856	1,361,569
5,353	357,270	301,255	16,057	19,493	31,441	2,017,696	1,386,163
-	-	-	24	80	169	64,196	58,530
-	-	-	12	56	88	62,431	57,537
-	-	-	18	24	81	1,765	993
88	2,945	2,615	1,749	4,219	7,334	377,149	309,091
15	1,135	985	129	744	1,430	235,600	201,870
73	1,810	1,630	1,731	3,475	5,904	141,548	107,221

Note : Based on the Treatment Month (excluding herbal medicine, including pharmacy in Reimbursed Days, Medical Expense and Benefit)

제VI-2표
Table VI-2

298 질병분류별
Benefits by Classification of 298

구 분 Division			5 ~ 9 세					10 세 ~	
			진료실인원수 Patients	입내원일수 Visits	요양급여일수 Reimbursed Days	진료비 Medical Expense	급여비 Benefit	진료실인원수 Patients	입내원일수 Visits
261	계	S.T	5,084	10,000	42,523	1,839,892	1,304,561	3,499	8,120
	입원	I.P	293	1,315	3,920	1,041,844	930,503	318	1,176
	외래	O.P	5,060	8,685	38,603	798,048	374,059	3,475	6,944
262	계	S.T	1,148	2,705	3,261	307,044	229,985	458	1,122
	입원	I.P	36	371	792	201,823	180,784	27	160
	외래	O.P	1,142	2,334	2,469	105,221	49,201	452	962
263	계	S.T	2,999	5,913	6,908	387,649	244,086	3,153	6,730
	입원	I.P	38	236	461	139,565	122,959	102	538
	외래	O.P	2,996	5,677	6,447	248,084	121,127	3,140	6,192
264	계	S.T	5,610	17,955	46,720	3,016,808	2,451,625	5,165	18,876
	입원	I.P	548	2,685	7,344	1,932,662	1,711,642	594	4,401
	외래	O.P	5,570	15,270	39,376	1,084,146	739,983	5,087	14,475
265	계	S.T	14,956	70,219	310,516	11,605,890	9,459,380	9,245	40,998
	입원	I.P	2,528	10,361	27,441	5,568,735	5,061,540	1,373	5,867
	외래	O.P	14,699	59,858	283,075	6,037,154	4,397,840	9,096	35,131
266	계	S.T	1,707	34,861	166,543	3,392,564	2,993,779	1,375	16,234
	입원	I.P	116	4,423	6,373	886,517	815,778	50	1,099
	외래	O.P	1,703	30,438	160,170	2,506,047	2,178,001	1,371	15,135
267	계	S.T	105,619	149,814	646,300	10,028,726	6,632,657	88,453	128,641
	입원	I.P	5,502	7,768	19,957	1,974,153	1,818,507	4,477	7,013
	외래	O.P	101,552	142,046	626,343	8,054,573	4,814,150	85,355	121,628
268	계	S.T	176,719	293,877	1,096,082	21,872,072	15,702,243	73,998	104,449
	입원	I.P	18,030	36,829	77,822	7,415,794	6,650,338	5,312	10,589
	외래	O.P	164,110	257,048	1,018,260	14,456,278	9,051,905	69,734	93,860
269	계	S.T	-	-	8	22	15	-	-
	입원	I.P	-	-	-	-	-	-	-
	외래	O.P	-	-	8	22	15	-	-
270	계	S.T	301,726	1,347,967	4,033,345	56,800,968	39,106,840	471,882	865,497
	입원	I.P	11,195	48,714	86,162	12,914,271	11,796,720	9,144	23,407
	외래	O.P	296,980	1,299,253	3,947,183	43,886,698	27,310,121	468,433	842,090
271	계	S.T	17,271	28,417	40,232	2,316,386	1,692,261	18,648	37,890
	입원	I.P	844	2,998	6,540	1,072,112	926,064	1,650	6,298
	외래	O.P	17,215	25,419	33,692	1,244,274	766,197	18,549	31,592
272	계	S.T	977	2,574	5,200	208,174	151,907	6,199	20,033
	입원	I.P	65	452	646	93,549	80,750	530	5,017
	외래	O.P	958	2,122	4,554	114,625	71,158	6,074	15,016
273	계	S.T	484	3,321	4,731	607,978	492,043	878	6,723
	입원	I.P	126	1,337	2,311	495,854	430,326	264	3,333
	외래	O.P	469	1,984	2,420	112,124	61,716	830	3,390
274	계	S.T	64,530	316,510	469,753	26,945,458	19,632,143	160,192	814,260
	입원	I.P	6,385	25,478	58,363	10,225,337	8,938,075	15,730	87,277
	외래	O.P	64,368	291,032	411,390	16,720,121	10,694,068	159,632	726,983
275	계	S.T	1	1	1	29	20	12	70
	입원	I.P	-	-	-	-	-	3	8
	외래	O.P	1	1	1	29	20	10	62
276	계	S.T	298,601	543,899	956,175	26,789,812	18,641,901	610,228	1,400,318
	입원	I.P	1,517	3,529	6,255	754,805	659,369	4,848	22,846
	외래	O.P	297,889	540,370	949,920	26,035,007	17,982,532	609,190	1,377,472
277	계	S.T	9,884	15,178	29,510	803,228	549,016	11,711	17,958
	입원	I.P	92	185	392	52,093	46,361	161	419
	외래	O.P	9,838	14,993	29,118	751,135	502,654	11,653	17,539
278	계	S.T	14,644	19,958	35,457	3,282,877	2,313,103	17,584	24,227
	입원	I.P	1,253	3,303	6,161	1,431,737	1,306,443	1,631	4,341
	외래	O.P	13,758	16,655	29,296	1,851,140	1,006,661	16,430	19,886
279	계	S.T	111	513	969	249,270	218,176	189	1,242
	입원	I.P	50	367	501	231,864	210,839	108	926
	외래	O.P	93	146	468	17,406	7,336	162	316
280	계	S.T	2,578	6,057	11,585	439,496	335,149	3,341	8,758
	입원	I.P	133	698	1,422	221,527	187,802	134	1,248
	외래	O.P	2,553	5,359	10,163	217,969	147,347	3,318	7,510

주 : 진료일 기준 (한의원료 제외, 요양급여일수, 진료비와 급여비는 약국포함)

연령별 진료현황(총계) <계속>

Disease Categories by Age(Total) <Cont'd>

(단위 : 명, 일, 천원)

Unit : Person, Day, KRW 1,000

14 세			15 ~ 19 세				
요양급여일수 Reimbursed Days	진료비 Medical Expense	급여비 Benefit	진료실인원수 Patients	입내원일수 Visits	요양급여일수 Reimbursed Days	진료비 Medica Expense	급여비 Benefit
40,269	1,409,040	986,925	1,386	3,687	30,365	633,252	401,371
3,136	787,042	698,516	107	601	1,381	314,378	246,301
37,133	621,998	288,409	1,368	3,086	28,984	318,874	155,070
1,461	152,044	112,694	124	221	416	22,107	14,636
357	100,549	89,806	5	27	57	11,935	10,154
1,104	51,495	22,888	123	194	359	10,172	4,483
10,224	576,027	386,658	1,552	3,543	8,554	403,563	273,013
1,317	284,006	247,069	77	562	1,286	250,799	196,744
8,907	292,021	139,589	1,540	2,981	7,268	152,764	76,269
53,673	4,147,577	3,446,254	3,275	10,510	32,265	2,451,578	1,899,854
10,290	3,075,481	2,755,120	332	3,048	6,291	1,881,268	1,565,803
43,383	1,072,096	691,134	3,242	7,462	25,974	570,310	334,050
279,242	8,515,913	7,030,535	5,571	23,699	224,876	4,711,709	3,704,005
16,336	3,577,754	3,226,548	651	4,398	10,399	2,176,810	1,801,105
262,906	4,938,159	3,803,988	5,518	19,301	214,477	2,534,900	1,902,900
173,524	3,243,391	2,835,742	942	7,392	163,021	1,047,727	916,959
1,588	189,283	172,640	29	555	1,074	161,749	147,337
171,936	3,054,107	2,663,102	936	6,837	161,947	885,978	769,622
550,262	9,709,149	6,235,581	101,354	161,213	632,766	12,245,422	7,730,164
19,070	2,171,838	1,986,206	4,890	7,820	23,456	2,701,607	2,110,081
531,192	7,537,310	4,249,375	98,030	153,393	609,310	9,543,815	5,620,084
399,753	7,372,942	5,133,387	43,771	60,254	215,776	5,428,953	3,600,850
24,540	2,381,102	2,140,534	3,805	8,067	19,776	2,010,664	1,597,275
375,213	4,991,840	2,992,852	40,628	52,187	196,000	3,418,289	2,003,575
3	10	7	1	1	6	106	58
-	-	-	-	-	-	-	-
3	10	7	1	1	6	106	58
2,988,004	45,712,147	29,043,649	325,718	621,694	2,852,736	46,007,298	28,692,757
50,801	8,171,741	7,431,939	12,862	25,313	62,513	11,002,835	8,661,512
2,937,203	37,540,406	21,611,710	319,912	596,381	2,790,223	35,004,463	20,031,244
61,068	4,116,739	2,988,799	18,721	47,157	87,423	7,183,451	4,925,766
13,870	2,305,442	1,947,074	2,496	11,638	24,564	4,828,952	3,625,044
47,198	1,811,297	1,041,725	18,536	35,519	62,859	2,354,499	1,300,722
52,863	1,833,260	1,394,179	5,347	23,707	67,740	4,092,829	3,170,935
8,274	1,009,026	879,328	831	10,437	17,966	3,307,423	2,691,247
44,589	824,234	514,851	5,161	13,270	49,774	785,406	479,688
11,486	1,298,456	1,059,839	735	6,485	12,646	1,483,893	1,154,139
5,767	1,108,769	957,000	206	3,558	5,813	1,337,777	1,074,044
5,719	189,687	102,838	691	2,927	6,833	146,116	80,096
1,459,801	68,790,445	50,479,537	86,354	481,171	1,021,526	53,731,293	38,780,068
189,318	29,143,606	25,045,382	13,895	97,642	208,207	33,233,014	25,812,676
1,270,483	39,646,839	25,434,155	85,758	383,529	813,319	20,498,280	12,967,392
122	7,311	6,096	7	135	182	33,619	25,632
52	5,892	5,430	3	107	114	32,465	25,035
70	1,419	666	4	28	68	1,155	597
3,421,232	71,510,333	49,635,388	547,638	1,628,304	4,724,252	98,542,323	68,359,852
45,197	5,200,037	4,438,780	13,413	99,738	201,566	29,064,075	21,304,806
3,376,035	66,310,296	45,196,608	546,041	1,528,566	4,522,686	69,478,248	47,055,046
36,412	1,225,612	811,086	7,322	11,627	27,160	889,810	560,989
805	140,067	125,174	142	353	707	111,762	89,305
35,607	1,085,544	685,912	7,270	11,274	26,453	778,049	471,684
58,269	3,981,988	2,758,179	11,541	21,901	68,340	5,388,737	3,931,878
8,722	1,728,677	1,581,602	1,633	8,015	15,373	3,669,696	3,025,258
49,547	2,253,310	1,176,577	10,408	13,886	52,967	1,719,041	906,620
2,367	611,357	544,316	261	1,969	3,542	1,528,445	1,297,595
1,424	580,664	530,382	142	1,573	2,531	1,480,940	1,275,587
943	30,693	13,934	202	396	1,011	47,505	22,008
19,717	607,907	464,175	2,604	7,481	17,571	732,901	537,354
2,091	312,028	267,570	151	1,641	2,642	479,547	371,787
17,626	295,879	196,605	2,568	5,840	14,929	253,355	165,567

Note : Based on the Treatment Month (excluding herbal medicine, including pharmacy in Reimbursed Days, Medical Expense and Benefit)

제VI-2표
Table VI-2

298 질병분류별
Benefits by Classification of 298

구 분 Division			20 ~ 24 세					25 세 ~	
			진료실인원수 Patients	입내원일수 Visits	요양급여일수 Reimbursed Days	진료비 Medical Expense	급여비 Benefit	진료실인원수 Patients	입내원일수 Visits
261	계	S.T	1,276	3,837	58,397	776,848	526,621	1,573	4,464
	입원	I.P	84	534	1,178	300,792	223,348	88	448
	외래	O.P	1,268	3,303	57,219	476,055	303,273	1,565	4,016
262	계	S.T	84	200	1,627	34,226	23,677	50	104
	입원	I.P	4	67	154	25,559	20,049	3	22
	외래	O.P	81	133	1,473	8,667	3,628	47	82
263	계	S.T	1,053	2,527	8,700	349,460	234,988	519	1,192
	입원	I.P	84	642	1,527	239,327	178,407	31	211
	외래	O.P	1,033	1,885	7,173	110,133	56,581	515	981
264	계	S.T	1,663	5,361	25,050	1,289,611	934,588	998	3,262
	입원	I.P	211	1,572	3,874	1,008,096	769,933	109	733
	외래	O.P	1,631	3,789	21,176	281,515	164,655	976	2,529
265	계	S.T	5,082	19,514	215,797	3,976,109	3,060,896	5,374	18,544
	입원	I.P	720	3,243	8,646	1,730,643	1,362,186	848	2,388
	외래	O.P	5,002	16,271	207,151	2,245,466	1,698,710	5,269	16,156
266	계	S.T	737	4,869	179,799	679,929	575,923	756	3,834
	입원	I.P	21	544	917	237,837	203,630	10	396
	외래	O.P	733	4,325	178,882	442,092	372,293	754	3,438
267	계	S.T	103,443	145,451	614,334	18,099,583	11,343,175	165,923	239,492
	입원	I.P	6,172	8,890	27,540	2,999,112	2,151,111	8,647	12,375
	외래	O.P	98,966	136,561	586,794	15,100,471	9,192,065	159,814	227,117
268	계	S.T	36,001	48,836	164,544	5,516,853	3,433,684	47,423	62,603
	입원	I.P	3,829	8,115	20,622	2,152,455	1,577,311	5,121	9,210
	외래	O.P	32,765	40,721	143,922	3,364,398	1,856,373	43,151	53,393
269	계	S.T	2	2	4	52	37	8	10
	입원	I.P	-	-	-	-	-	-	-
	외래	O.P	2	2	4	52	37	8	10
270	계	S.T	300,890	516,951	2,943,156	52,340,204	31,973,353	388,367	669,178
	입원	I.P	15,555	29,417	75,112	13,309,872	9,813,389	18,276	32,599
	외래	O.P	292,642	487,534	2,868,044	39,030,332	22,159,964	378,855	636,579
271	계	S.T	22,959	51,624	92,538	7,503,728	4,931,261	33,226	68,799
	입원	I.P	2,310	11,552	24,671	4,960,865	3,513,876	2,567	12,340
	외래	O.P	22,756	40,072	67,867	2,542,863	1,417,386	33,006	56,459
272	계	S.T	7,570	27,212	104,501	5,192,193	3,860,379	15,191	47,484
	입원	I.P	868	11,182	19,206	3,999,594	3,122,088	1,264	15,135
	외래	O.P	7,302	16,030	85,295	1,192,599	738,290	14,848	32,349
273	계	S.T	546	4,957	11,298	1,430,553	1,090,816	627	6,712
	입원	I.P	175	3,226	5,220	1,335,313	1,041,269	218	4,298
	외래	O.P	498	1,731	6,078	95,240	49,547	578	2,414
274	계	S.T	46,544	297,923	717,418	43,584,594	30,612,463	56,921	368,987
	입원	I.P	11,812	95,005	197,877	32,029,160	23,566,971	13,491	100,566
	외래	O.P	45,813	202,918	519,541	11,555,433	7,045,492	56,113	268,421
275	계	S.T	6	15	33	4,086	2,495	10	386
	입원	I.P	2	2	7	3,180	2,019	3	375
	외래	O.P	4	13	26	905	476	8	11
276	계	S.T	474,021	1,317,616	4,447,706	99,897,627	68,176,897	617,582	1,725,942
	입원	I.P	16,498	131,178	270,745	40,354,656	28,315,893	17,266	111,511
	외래	O.P	471,161	1,186,438	4,176,961	59,542,971	39,861,004	614,035	1,614,431
277	계	S.T	6,483	10,956	30,514	856,031	526,794	9,643	16,427
	입원	I.P	170	412	902	173,864	128,629	210	403
	외래	O.P	6,393	10,544	29,612	682,167	398,165	9,527	16,024
278	계	S.T	9,480	23,782	86,218	6,440,613	4,751,845	11,871	28,173
	입원	I.P	1,398	11,499	19,937	4,869,329	3,914,631	1,612	12,812
	외래	O.P	8,528	12,283	66,281	1,571,284	837,214	10,837	15,361
279	계	S.T	276	1,794	4,661	1,324,610	1,063,649	349	2,617
	입원	I.P	142	1,400	2,508	1,279,041	1,042,663	172	2,026
	외래	O.P	215	394	2,153	45,569	20,986	267	591
280	계	S.T	3,112	11,982	27,269	1,595,283	1,166,410	4,383	17,456
	입원	I.P	369	4,258	6,684	1,255,623	949,052	558	5,884
	외래	O.P	3,029	7,724	20,585	339,659	217,358	4,267	11,572

주 : 진료일 기준 (한의원료 제외, 요양급여일수, 진료비와 급여비는 약국포함)

연령별 진료현황(총계) <계속>

Disease Categories by Age(Total) <Cont'd>

(단위 : 명, 일, 천원)

Unit : Person, Day, KRW 1,000

29 세			30 ~ 34 세				
요양급여일수 Reimbursed Days	진료비 Medical Expense	급여비 Benefit	진료실인원수 Patients	입내원일수 Visits	요양급여일수 Reimbursed Days	진료비 Medical Expense	급여비 Benefit
86,194	1,100,631	789,070	2,036	6,100	127,861	1,760,253	1,347,352
1,034	245,105	184,902	109	606	1,542	297,152	225,688
85,160	855,527	604,167	2,011	5,494	126,319	1,463,101	1,121,665
746	25,447	17,593	71	147	1,662	28,588	19,355
64	20,164	15,438	3	14	114	20,203	15,436
682	5,284	2,155	70	133	1,548	8,385	3,919
6,086	133,937	87,812	405	909	5,143	102,337	68,154
523	76,607	56,287	24	109	352	58,320	43,369
5,563	57,331	31,525	401	800	4,791	44,017	24,785
21,795	663,356	486,210	799	2,375	15,247	497,186	373,657
1,882	457,002	349,796	70	552	1,373	362,626	291,679
19,913	206,355	136,414	789	1,823	13,874	134,560	81,978
204,920	3,973,263	3,022,890	5,045	17,667	174,670	4,082,210	3,150,786
8,819	1,653,407	1,246,220	867	3,170	9,494	1,911,579	1,492,872
196,101	2,319,856	1,776,670	4,929	14,497	165,176	2,170,631	1,657,915
182,497	483,728	402,951	606	2,618	136,576	338,636	270,412
446	60,209	49,859	16	76	147	26,451	21,176
182,051	423,519	353,092	601	2,542	136,429	312,185	249,236
1,028,764	31,241,154	19,890,810	210,522	306,053	1,306,241	40,466,287	26,264,167
38,729	4,103,310	2,934,240	8,954	13,153	39,269	4,489,457	3,222,394
990,035	27,137,844	16,956,570	204,334	292,900	1,266,972	35,976,830	23,041,772
218,747	6,780,611	4,224,626	50,384	67,290	247,568	7,008,519	4,462,895
26,345	2,501,273	1,841,908	4,782	9,012	25,170	2,607,312	1,928,016
192,402	4,279,338	2,382,718	46,420	58,278	222,398	4,401,207	2,534,879
15	304	218	12	13	20	355	243
-	-	-	-	-	-	-	-
15	304	218	12	13	20	355	243
4,221,934	67,251,111	40,881,053	413,920	737,114	5,184,100	75,657,615	45,916,040
91,001	14,477,554	10,629,703	18,282	33,260	93,545	14,348,931	10,492,299
4,130,933	52,773,557	30,251,349	404,711	703,854	5,090,555	61,308,684	35,423,741
119,836	9,247,481	6,128,292	38,004	73,159	126,597	7,990,983	5,268,394
26,552	5,851,776	4,164,778	2,084	9,500	21,146	4,354,136	3,073,425
93,284	3,395,705	1,963,514	37,829	63,659	105,451	3,636,847	2,194,969
189,289	6,864,333	4,929,938	20,243	63,028	260,370	8,131,148	5,738,121
26,483	4,446,223	3,407,776	1,564	17,321	30,393	4,782,709	3,611,094
162,806	2,418,109	1,522,162	19,815	45,707	229,977	3,348,438	2,127,027
16,220	1,714,482	1,271,806	729	8,041	22,583	2,103,419	1,566,771
7,020	1,592,719	1,207,269	251	5,322	8,856	1,954,925	1,488,245
9,200	121,762	64,537	663	2,719	13,727	148,493	78,526
922,291	51,007,325	35,600,811	58,122	384,568	996,438	51,902,310	36,242,019
216,136	35,941,659	26,382,424	13,530	101,692	220,217	36,391,521	26,679,736
706,155	15,065,666	9,218,387	57,322	282,876	776,221	15,510,790	9,562,283
517	35,137	22,061	5	21	213	5,410	3,662
415	32,249	20,594	2	10	24	4,215	3,014
102	2,888	1,467	3	11	189	1,195	648
5,854,756	119,580,754	81,555,073	606,371	1,770,727	6,084,852	116,161,943	79,370,632
242,318	37,624,436	26,277,947	15,548	93,954	205,361	31,135,612	21,719,098
5,612,438	81,956,318	55,277,126	602,762	1,676,773	5,879,491	85,026,331	57,651,534
45,326	1,141,793	712,966	10,093	17,027	48,212	1,241,073	787,171
964	171,871	127,496	201	468	1,170	225,858	168,569
44,362	969,923	585,470	9,992	16,559	47,042	1,015,215	618,601
115,925	7,181,546	5,252,422	10,467	28,572	130,307	7,545,917	5,622,661
23,363	5,260,694	4,222,530	1,431	14,015	24,935	5,760,117	4,662,765
92,562	1,920,852	1,029,893	9,561	14,557	105,372	1,785,800	959,896
5,780	1,776,408	1,457,638	417	3,196	7,885	2,022,440	1,656,460
3,416	1,722,362	1,433,240	194	2,569	4,083	1,948,934	1,621,595
2,364	54,046	24,398	327	627	3,802	73,506	34,866
41,080	2,210,637	1,586,581	4,122	17,984	41,233	2,369,649	1,706,332
9,616	1,705,587	1,264,281	584	6,219	10,376	1,863,370	1,386,005
31,464	505,050	322,299	3,998	11,765	30,857	506,279	320,327

Note : Based on the Treatment Month (excluding herbal medicine, including pharmacy in Reimbursed Days, Medical Expense and Benefit)

제VI-2표
Table VI-2

298 질병분류별
Benefits by Classification of 298

구 분 Division			35 ~ 39 세					40 세 ~	
			진료실인원수 Patients	입내원일수 Visits	요양급여일수 Reimbursed Days	진료비 Medical Expense	급여비 Benefit	진료실인원수 Patients	입내원일수 Visits
261	계	S.T	1,861	6,481	175,817	2,350,429	1,881,776	2,293	8,940
	입원	I.P	96	370	1,136	234,459	183,869	96	591
	외래	O.P	1,843	6,111	174,681	2,115,970	1,697,908	2,273	8,349
262	계	S.T	74	201	1,865	45,752	33,371	83	302
	입원	I.P	5	95	136	37,467	29,210	1	35
	외래	O.P	73	106	1,729	8,285	4,161	82	267
263	계	S.T	272	614	3,145	75,039	50,627	298	704
	입원	I.P	20	97	273	48,396	35,368	20	129
	외래	O.P	269	517	2,872	26,644	15,259	294	575
264	계	S.T	484	1,716	17,356	276,966	194,015	506	1,792
	입원	I.P	52	385	828	176,755	131,107	61	414
	외래	O.P	474	1,331	16,528	100,211	62,909	495	1,378
265	계	S.T	3,895	13,311	138,223	3,485,181	2,742,830	4,169	14,169
	입원	I.P	581	2,565	6,397	1,475,379	1,167,735	581	2,075
	외래	O.P	3,809	10,746	131,826	2,009,801	1,575,095	4,081	12,094
266	계	S.T	457	1,947	92,771	278,547	223,381	468	2,278
	입원	I.P	9	233	280	74,939	64,675	7	380
	외래	O.P	454	1,714	92,491	203,608	158,706	467	1,898
267	계	S.T	185,472	268,255	1,299,411	36,289,060	23,302,614	222,707	318,605
	입원	I.P	7,438	11,141	34,670	3,985,593	2,864,449	8,508	13,275
	외래	O.P	180,368	257,114	1,264,741	32,303,467	20,438,165	216,677	305,330
268	계	S.T	47,862	65,330	258,063	6,088,005	3,916,581	45,691	62,822
	입원	I.P	3,818	7,618	20,385	2,150,207	1,596,015	3,305	7,362
	외래	O.P	44,714	57,712	237,678	3,937,798	2,320,566	43,009	55,460
269	계	S.T	15	19	55	560	402	37	49
	입원	I.P	-	-	-	-	-	-	-
	외래	O.P	15	19	55	560	402	37	49
270	계	S.T	404,727	757,537	6,409,293	80,406,393	48,698,392	517,035	994,252
	입원	I.P	18,416	35,432	101,547	15,262,117	11,124,759	25,115	53,249
	외래	O.P	396,007	722,105	6,307,746	65,144,276	37,573,632	505,223	941,003
271	계	S.T	39,192	76,417	135,414	7,956,882	5,269,188	53,446	104,534
	입원	I.P	1,903	9,035	19,460	4,216,811	2,957,848	2,041	10,742
	외래	O.P	39,000	67,382	115,954	3,740,071	2,311,340	53,228	93,792
272	계	S.T	23,068	73,773	317,377	8,550,571	5,947,250	33,017	117,128
	입원	I.P	1,847	20,140	35,298	4,642,521	3,453,085	3,206	37,239
	외래	O.P	22,573	53,633	282,079	3,908,050	2,494,166	32,180	79,889
273	계	S.T	729	8,240	25,527	2,258,753	1,692,374	1,114	13,275
	입원	I.P	286	5,392	9,677	2,100,503	1,607,251	433	9,049
	외래	O.P	673	2,848	15,850	158,250	85,122	1,028	4,226
274	계	S.T	54,897	371,561	992,229	49,618,895	34,718,102	69,309	501,266
	입원	I.P	12,609	99,012	209,311	34,968,872	25,645,362	16,831	145,190
	외래	O.P	54,117	272,549	782,918	14,650,023	9,072,739	68,237	356,076
275	계	S.T	8	23	71	7,301	5,671	7	11
	입원	I.P	1	10	17	6,466	5,238	2	5
	외래	O.P	7	13	54	835	433	5	6
276	계	S.T	527,437	1,574,283	5,671,518	101,701,215	69,776,857	627,911	1,895,393
	입원	I.P	13,496	81,534	174,667	24,685,128	17,355,338	16,586	103,296
	외래	O.P	523,677	1,492,749	5,496,851	77,016,087	52,421,519	622,775	1,792,097
277	계	S.T	9,267	15,727	43,562	1,109,404	702,854	10,231	17,838
	입원	I.P	163	375	991	175,868	130,273	234	723
	외래	O.P	9,180	15,352	42,571	933,535	572,581	10,123	17,115
278	계	S.T	9,054	26,694	131,576	7,393,555	5,533,463	11,101	41,858
	입원	I.P	1,319	13,822	23,957	5,814,172	4,671,537	1,917	25,782
	외래	O.P	8,248	12,872	107,619	1,579,382	861,926	9,949	16,076
279	계	S.T	412	2,615	8,608	1,553,248	1,221,598	509	4,075
	입원	I.P	206	1,967	3,716	1,472,224	1,182,649	277	3,231
	외래	O.P	317	648	4,892	81,024	38,949	387	844
280	계	S.T	3,732	16,733	40,316	2,064,416	1,483,015	4,648	21,827
	입원	I.P	525	5,491	8,995	1,599,190	1,186,534	729	7,839
	외래	O.P	3,637	11,242	31,321	465,225	296,480	4,487	13,988

주 : 진료일 기준 (한의원료 제외, 요양급여일수, 진료비와 급여비는 약국포함)

연령별 진료현황(총계) <계속>

Disease Categories by Age(Total) <Cont'd>

(단위 : 명, 일, 천원)

Unit : Person, Day, KRW 1,000

44 세			45 ~ 49 세				
요양급여일수 Reimbursed Days	진료비 Medical Expense	급여비 Benefit	진료실인원수 Patients	입내원일수 Visits	요양급여일수 Reimbursed Days	진료비 Medical Expense	급여비 Benefit
279,026	3,670,192	3,012,403	2,127	9,448	292,888	3,989,976	3,320,967
1,350	382,891	302,239	90	615	1,349	348,667	279,847
277,676	3,287,301	2,710,164	2,103	8,833	291,539	3,641,309	3,041,120
2,544	20,905	12,414	101	197	3,287	34,142	22,369
35	6,022	4,288	2	20	77	19,662	14,791
2,509	14,884	8,126	100	177	3,210	14,480	7,578
4,162	97,571	67,596	297	608	4,599	60,166	41,169
311	62,711	47,344	9	60	217	26,838	21,078
3,851	34,861	20,252	297	548	4,382	33,328	20,091
15,948	291,245	207,793	410	1,253	12,987	164,795	115,884
1,092	182,577	135,398	28	221	589	89,472	66,802
14,856	108,667	72,395	406	1,032	12,398	75,323	49,082
147,703	3,234,047	2,509,327	3,634	11,305	132,719	2,795,535	2,172,745
5,996	1,275,645	989,470	456	1,554	4,337	1,047,230	814,565
141,707	1,958,402	1,519,858	3,562	9,751	128,382	1,748,306	1,358,180
93,918	249,860	202,264	256	1,489	56,405	159,932	128,551
419	55,560	46,983	8	380	404	33,133	24,231
93,499	194,300	155,282	253	1,109	56,001	126,799	104,319
1,779,778	43,728,729	27,775,893	186,945	273,666	1,878,606	38,450,352	24,225,121
42,660	4,927,436	3,521,550	7,694	12,281	39,974	4,679,873	3,346,173
1,737,118	38,801,293	24,254,343	181,500	261,385	1,838,632	33,770,479	20,878,949
263,905	5,912,579	3,846,424	31,336	44,904	194,190	4,499,846	2,972,627
18,966	2,155,956	1,601,244	2,595	6,979	16,246	1,837,189	1,373,876
244,939	3,756,622	2,245,180	29,193	37,925	177,944	2,662,657	1,598,751
102	870	610	36	49	358	2,516	1,766
-	-	-	1	4	11	1,476	1,087
102	870	610	35	45	347	1,040	679
9,946,229	112,320,845	68,267,302	499,511	1,005,548	12,033,786	120,494,288	73,191,590
152,092	23,476,157	17,230,452	27,404	62,202	175,533	27,361,639	20,035,687
9,794,137	88,844,687	51,036,850	486,827	943,346	11,858,253	93,132,649	53,155,904
186,734	10,150,415	6,814,790	58,080	113,482	202,921	9,683,653	6,540,626
23,264	5,028,296	3,591,095	1,716	9,825	21,112	4,314,950	3,073,392
163,470	5,122,120	3,223,695	57,854	103,657	181,809	5,368,703	3,467,234
517,970	13,717,080	9,573,058	33,739	132,581	605,610	16,243,977	11,465,996
62,799	7,946,158	5,886,049	3,758	45,702	77,943	10,079,931	7,527,092
455,171	5,770,922	3,687,010	32,717	86,879	527,667	6,164,046	3,938,904
46,191	3,413,515	2,511,682	1,368	19,066	67,840	4,888,775	3,653,451
15,716	3,178,776	2,382,760	593	13,236	22,533	4,562,797	3,470,658
30,475	234,739	128,922	1,260	5,830	45,307	325,978	182,793
1,384,789	67,740,940	47,604,849	66,183	516,322	1,499,977	70,853,784	49,999,432
297,512	48,822,868	35,891,006	16,852	160,174	314,452	52,363,223	38,529,217
1,087,277	18,918,072	11,713,843	65,014	356,148	1,185,525	18,490,561	11,470,215
64	8,023	6,450	5	80	343	178,496	158,508
12	7,548	6,138	4	79	121	178,162	158,291
52	474	312	1	1	222	333	217
7,208,632	120,943,258	83,320,710	579,646	1,835,046	7,437,221	113,909,787	78,642,413
212,282	27,809,410	19,779,659	15,166	98,534	198,109	24,841,048	17,726,526
6,996,350	93,133,848	63,541,051	574,610	1,736,512	7,239,112	89,068,739	60,915,887
53,327	1,353,931	865,336	8,933	15,540	47,163	1,267,619	823,139
1,641	291,288	214,964	184	600	1,393	338,398	254,907
51,686	1,062,643	650,372	8,857	14,940	45,770	929,221	568,232
197,261	12,139,073	9,318,695	11,079	46,671	229,794	13,138,218	10,059,200
42,248	10,074,718	8,187,601	2,056	30,146	47,443	10,972,030	8,867,654
155,013	2,064,355	1,131,093	9,849	16,525	182,351	2,166,189	1,191,546
12,323	2,446,435	1,944,743	617	4,861	16,585	3,312,677	2,621,418
5,670	2,346,464	1,896,791	328	3,860	6,626	3,191,678	2,561,529
6,653	99,971	47,952	463	1,001	9,959	120,999	59,889
55,474	2,809,497	2,024,603	4,610	25,479	63,387	3,480,720	2,520,391
13,122	2,222,281	1,652,551	850	10,030	16,184	2,851,811	2,120,885
42,352	587,216	372,053	4,432	15,449	47,203	628,909	399,506

Note : Based on the Treatment Month (excluding herbal medicine, including pharmacy in Reimbursed Days, Medical Expense and Benefit)

제VI-2표
Table VI-2

298 질병분류별
Benefits by Classification of 298

구 분 Division			50 ~ 54 세					55 세 ~	
			진료실인원수 Patients	입내원일수 Visits	요양급여일수 Reimbursed Days	진료비 Medical Expense	급여비 Benefit	진료실인원수 Patients	입내원일수 Visits
261	계	S.T	2,460	11,152	335,177	4,373,221	3,652,176	2,455	10,533
	입원	I.P	115	828	1,821	503,130	410,158	112	1,224
	외래	O.P	2,433	10,324	333,356	3,870,092	3,242,017	2,429	9,309
262	계	S.T	129	256	6,117	43,180	28,720	140	317
	입원	I.P	3	47	101	24,857	18,931	8	89
	외래	O.P	128	209	6,016	18,323	9,789	137	228
263	계	S.T	324	694	5,374	54,269	35,718	309	685
	입원	I.P	10	67	210	21,362	16,089	14	126
	외래	O.P	317	627	5,164	32,907	19,629	305	559
264	계	S.T	430	1,279	12,930	188,422	137,317	409	1,035
	입원	I.P	37	288	528	85,924	64,216	32	188
	외래	O.P	418	991	12,402	102,498	73,102	394	847
265	계	S.T	3,686	11,605	130,245	2,886,743	2,204,551	3,196	10,089
	입원	I.P	423	1,831	4,719	1,339,974	1,054,883	291	1,293
	외래	O.P	3,617	9,774	125,526	1,546,769	1,149,668	3,148	8,796
266	계	S.T	169	1,388	40,261	147,577	110,883	81	354
	입원	I.P	3	441	441	32,193	19,549	2	46
	외래	O.P	167	947	39,820	115,384	91,334	79	308
267	계	S.T	232,789	343,352	2,832,886	48,247,593	30,374,538	214,163	326,263
	입원	I.P	8,803	14,981	49,367	5,808,994	4,166,306	8,254	14,568
	외래	O.P	226,549	328,371	2,783,519	42,438,599	26,208,232	208,254	311,695
268	계	S.T	30,917	46,324	205,266	5,082,920	3,407,291	28,692	46,758
	입원	I.P	2,995	9,356	20,598	2,347,132	1,770,067	3,185	12,226
	외래	O.P	28,452	36,968	184,668	2,735,788	1,637,225	26,046	34,532
269	계	S.T	65	92	295	3,054	1,872	66	99
	입원	I.P	-	-	-	-	-	-	-
	외래	O.P	65	92	295	3,054	1,872	66	99
270	계	S.T	642,325	1,335,241	17,774,734	167,668,792	101,584,542	666,580	1,455,904
	입원	I.P	37,645	91,678	257,414	40,069,149	29,377,333	41,801	108,784
	외래	O.P	625,178	1,243,563	17,517,320	127,599,643	72,207,208	648,184	1,347,120
271	계	S.T	75,808	145,955	260,302	11,498,795	7,801,736	80,114	151,666
	입원	I.P	1,796	10,870	22,302	4,687,632	3,363,077	1,719	10,725
	외래	O.P	75,537	135,085	238,000	6,811,163	4,438,659	79,805	140,941
272	계	S.T	45,042	195,024	942,156	24,899,283	17,641,743	51,344	258,027
	입원	I.P	6,073	75,528	131,683	16,394,316	12,229,798	8,716	114,680
	외래	O.P	43,400	119,496	810,473	8,504,967	5,411,945	49,191	143,347
273	계	S.T	2,149	32,803	125,017	8,087,164	6,014,498	3,370	50,316
	입원	I.P	991	23,889	39,455	7,580,748	5,729,567	1,556	37,541
	외래	O.P	1,908	8,914	85,562	506,416	284,931	2,978	12,775
274	계	S.T	92,651	756,160	2,368,447	103,697,667	73,404,394	111,355	995,240
	입원	I.P	24,310	241,107	469,081	76,977,917	56,797,252	31,988	342,684
	외래	O.P	90,891	515,053	1,899,366	26,719,750	16,607,142	108,998	652,556
275	계	S.T	11	61	252	11,888	7,866	5	49
	입원	I.P	2	23	31	7,705	5,701	2	46
	외래	O.P	9	38	221	4,183	2,165	3	3
276	계	S.T	662,085	2,148,082	9,269,854	132,501,147	91,668,297	608,884	1,985,078
	입원	I.P	17,176	118,913	233,352	28,856,219	20,741,660	17,448	128,293
	외래	O.P	656,272	2,029,169	9,036,502	103,644,929	70,926,637	602,358	1,856,785
277	계	S.T	10,900	19,857	61,306	1,629,998	1,057,140	11,742	21,990
	입원	I.P	251	821	1,814	444,889	334,325	310	1,016
	외래	O.P	10,806	19,036	59,492	1,185,109	722,816	11,622	20,974
278	계	S.T	15,236	73,163	392,524	21,542,252	16,652,481	17,832	104,714
	입원	I.P	3,205	49,280	79,085	18,383,775	14,881,927	4,177	76,312
	외래	O.P	13,380	23,883	313,439	3,158,478	1,770,555	15,474	28,402
279	계	S.T	783	6,429	20,409	3,631,837	2,875,751	920	7,050
	입원	I.P	424	5,210	8,625	3,479,563	2,798,958	493	5,714
	외래	O.P	588	1,219	11,784	152,274	76,793	689	1,336
280	계	S.T	6,065	36,763	92,695	5,202,232	3,764,919	6,897	45,833
	입원	I.P	1,257	15,234	24,456	4,325,069	3,212,212	1,598	19,370
	외래	O.P	5,801	21,529	68,239	877,163	552,707	6,572	26,463

주 : 진료일 기준 (한의원료 제외, 요양급여일수, 진료비와 급여비는 약국포함)

연령별 진료현황(총계) <계속>

Disease Categories by Age(Total) <Cont'd>

(단위 : 명, 일, 천원)

Unit : Person, Day, KRW 1,000

59 세			60 ~ 64 세				
요양급여일수 Reimbursed Days	진료비 Medical Expense	급여비 Benefit	진료실인원수 Patients	입내원일수 Visits	요양급여일수 Reimbursed Days	진료비 Medical Expense	급여비 Benefit
321,877	3,652,926	2,982,344	2,834	10,619	307,303	3,184,423	2,511,667
2,329	653,239	538,379	125	1,273	2,412	666,720	547,633
319,548	2,999,687	2,443,965	2,802	9,346	304,891	2,517,703	1,964,034
7,720	72,470	50,279	143	426	8,252	82,290	57,474
279	51,296	38,888	9	197	455	59,602	45,549
7,441	21,173	11,391	142	229	7,797	22,688	11,925
7,597	91,741	62,746	311	904	8,466	96,560	62,824
324	56,029	41,927	16	240	439	50,948	36,844
7,273	35,712	20,820	309	664	8,027	45,612	25,979
13,388	139,895	95,656	407	995	17,242	165,976	116,471
495	75,956	56,438	28	180	436	90,120	68,124
12,893	63,940	39,218	392	815	16,806	75,855	48,347
107,125	2,485,714	1,932,219	3,092	9,359	106,157	1,717,949	1,245,840
3,701	1,157,066	942,629	218	997	2,815	590,683	432,837
103,424	1,328,648	989,590	3,063	8,362	103,342	1,127,266	813,003
8,591	38,594	30,254	40	199	4,974	18,077	14,466
53	4,082	2,730	1	1	1	554	494
8,538	34,511	27,524	40	198	4,973	17,522	13,972
3,037,692	45,243,560	28,200,009	242,771	383,525	3,680,432	52,880,296	32,790,807
48,085	5,534,544	3,994,527	9,200	17,850	60,720	6,952,398	5,022,686
2,989,607	39,709,015	24,205,482	236,424	365,675	3,619,712	45,927,898	27,768,121
204,720	5,538,647	3,792,852	31,478	55,689	244,912	7,341,725	5,092,193
24,451	2,908,810	2,212,621	4,255	17,546	35,233	4,239,035	3,229,476
180,269	2,629,837	1,580,231	28,013	38,143	209,679	3,102,690	1,862,716
436	3,168	2,059	118	230	2,513	21,573	15,272
-	-	-	5	37	74	11,038	8,282
436	3,168	2,059	113	193	2,439	10,535	6,989
21,974,225	190,969,308	115,807,580	790,392	1,820,466	29,680,617	247,149,099	150,572,788
305,994	47,986,851	35,347,674	51,259	142,108	391,139	64,662,025	48,148,687
21,668,231	142,982,457	80,459,906	768,763	1,678,358	29,289,478	182,487,075	102,424,101
280,122	11,420,928	7,755,259	95,068	175,436	331,249	12,330,856	8,364,675
22,849	4,521,708	3,246,290	1,703	10,415	22,082	4,549,632	3,244,955
257,273	6,899,220	4,508,970	94,728	165,021	309,167	7,781,224	5,119,720
1,375,186	34,887,217	24,786,476	65,181	394,362	2,387,661	54,915,309	38,834,837
202,719	24,334,358	18,105,782	13,825	197,695	348,981	39,533,413	29,126,843
1,172,467	10,552,859	6,680,694	61,938	196,667	2,038,680	15,381,896	9,707,994
220,843	13,454,922	10,055,141	5,193	86,038	396,175	22,095,392	16,536,357
63,138	12,638,041	9,594,216	2,346	66,680	106,967	20,774,748	15,782,820
157,705	816,881	460,925	4,611	19,358	289,208	1,320,644	753,537
3,319,990	138,649,509	98,403,794	122,896	1,165,191	4,217,681	167,179,557	119,100,784
654,414	104,933,182	77,447,673	37,937	428,767	802,695	128,467,913	95,097,840
2,665,576	33,716,327	20,956,120	119,894	736,424	3,414,986	38,711,644	24,002,943
111	4,966	3,195	14	45	243	9,449	7,376
49	3,601	2,420	2	18	25	8,168	6,579
62	1,365	775	12	27	218	1,280	797
9,132,665	123,307,011	85,414,322	602,427	2,011,505	9,854,103	127,743,515	88,774,385
240,528	27,931,895	20,249,584	18,733	153,422	273,253	30,092,628	22,012,510
8,892,137	95,375,116	65,164,738	594,618	1,858,083	9,580,850	97,650,886	66,761,875
71,414	1,864,911	1,226,003	12,671	24,858	84,986	2,399,899	1,596,906
2,299	572,125	434,722	398	1,646	3,550	933,944	704,346
69,115	1,292,786	791,281	12,537	23,212	81,436	1,465,955	892,561
576,370	30,814,385	24,050,185	22,428	158,273	947,623	47,133,743	36,941,186
117,516	26,960,732	21,877,843	5,642	119,893	180,969	41,813,446	33,905,497
458,854	3,853,652	2,172,342	19,452	38,380	766,654	5,320,298	3,035,688
23,830	4,328,879	3,482,287	1,113	9,859	34,157	6,055,425	4,890,255
10,181	4,174,056	3,402,764	611	8,159	13,738	5,863,598	4,790,606
13,649	154,824	79,523	852	1,700	20,419	191,827	99,650
119,127	6,836,999	4,983,264	7,642	54,405	141,467	8,243,486	5,983,384
31,332	5,768,557	4,309,793	1,946	24,294	38,687	7,006,726	5,206,957
87,795	1,068,442	673,470	7,297	30,111	102,780	1,236,760	776,427

Note : Based on the Treatment Month (excluding herbal medicine, including pharmacy in Reimbursed Days, Medical Expense and Benefit)

제VI-2표
Table VI-2

298 질병분류별
Benefits by Classification of 298

구 분 Division			65 ~ 69 세					70 세 ~	
			진료실인원수 Patients	입내원일수 Visits	요양급여일수 Reimbursed Days	진료비 Medical Expense	급여비 Benefit	진료실인원수 Patients	입내원일수 Visits
261	계	S.T	2,557	9,105	230,642	2,315,201	1,800,680	1,859	5,904
	입원	I.P	105	1,175	2,250	601,398	504,464	66	733
	외래	O.P	2,527	7,930	228,392	1,713,803	1,296,216	1,838	5,171
262	계	S.T	129	392	7,724	60,869	39,126	90	235
	입원	I.P	7	143	234	37,834	27,082	3	55
	외래	O.P	126	249	7,490	23,035	12,045	89	180
263	계	S.T	268	787	7,689	78,836	53,327	154	384
	입원	I.P	11	153	270	41,299	30,333	5	102
	외래	O.P	265	634	7,419	37,537	22,993	152	282
264	계	S.T	342	970	17,080	158,657	108,393	222	933
	입원	I.P	18	188	380	77,447	56,374	16	467
	외래	O.P	338	782	16,700	81,209	52,020	217	466
265	계	S.T	2,465	7,243	84,932	1,238,294	910,603	1,597	4,858
	입원	I.P	159	833	2,124	407,871	312,209	96	829
	외래	O.P	2,431	6,410	82,808	830,423	598,393	1,579	4,029
266	계	S.T	30	198	4,021	25,114	19,821	9	69
	입원	I.P	2	100	100	9,040	6,797	2	9
	외래	O.P	28	98	3,921	16,074	13,024	8	60
267	계	S.T	194,053	326,138	3,356,622	43,197,934	26,870,035	133,200	234,648
	입원	I.P	7,689	15,692	48,476	5,923,383	4,334,792	5,460	12,140
	외래	O.P	188,858	310,446	3,308,146	37,274,551	22,535,243	129,667	222,508
268	계	S.T	27,847	53,171	225,795	7,706,245	5,423,273	20,920	45,377
	입원	I.P	4,463	18,935	36,499	4,839,555	3,673,702	4,287	20,463
	외래	O.P	24,307	34,236	189,296	2,866,690	1,749,571	17,457	24,914
269	계	S.T	237	570	5,769	46,135	31,964	406	1,112
	입원	I.P	9	95	128	15,794	13,063	21	307
	외래	O.P	228	475	5,641	30,340	18,900	388	805
270	계	S.T	731,447	1,799,124	30,798,747	247,351,870	153,236,622	550,099	1,454,408
	입원	I.P	48,835	148,691	385,440	67,443,947	50,688,280	39,541	142,201
	외래	O.P	711,921	1,650,433	30,413,307	179,907,923	102,548,342	534,438	1,312,207
271	계	S.T	88,019	157,124	304,591	10,761,652	7,527,199	61,111	107,781
	입원	I.P	1,363	10,118	19,054	4,055,233	2,940,385	946	6,728
	외래	O.P	87,720	147,006	285,537	6,706,419	4,586,815	60,880	101,053
272	계	S.T	67,283	472,736	3,139,871	68,025,005	48,467,273	62,416	500,516
	입원	I.P	16,654	249,680	450,696	49,901,968	36,893,176	17,788	285,975
	외래	O.P	63,539	223,056	2,689,175	18,123,037	11,574,096	58,459	214,541
273	계	S.T	7,099	129,738	604,490	34,200,049	25,676,682	9,110	195,556
	입원	I.P	3,387	105,018	167,014	32,362,825	24,619,433	4,618	166,936
	외래	O.P	6,165	24,720	437,476	1,837,224	1,057,249	7,676	28,620
274	계	S.T	101,479	1,027,973	3,884,279	148,369,903	106,653,756	69,233	731,980
	입원	I.P	32,017	386,207	713,571	114,887,125	85,264,591	22,142	286,860
	외래	O.P	98,984	641,766	3,170,708	33,482,778	21,389,165	67,315	445,120
275	계	S.T	16	177	905	53,604	40,586	13	59
	입원	I.P	6	151	178	51,594	39,419	4	28
	외래	O.P	11	26	727	2,011	1,167	9	31
276	계	S.T	485,141	1,806,781	8,570,603	105,429,387	76,449,104	307,756	1,188,262
	입원	I.P	14,607	125,434	215,441	23,313,661	17,194,345	8,332	75,735
	외래	O.P	478,671	1,681,347	8,355,162	82,115,726	59,254,760	303,854	1,112,527
277	계	S.T	9,610	19,347	67,438	1,699,722	1,153,885	5,828	12,165
	입원	I.P	263	1,064	2,499	577,196	437,817	164	718
	외래	O.P	9,512	18,283	64,939	1,122,527	716,068	5,769	11,447
278	계	S.T	22,428	185,004	1,176,129	57,132,215	45,341,104	19,350	183,069
	입원	I.P	6,064	144,312	214,473	51,273,050	41,927,677	5,601	146,258
	외래	O.P	19,235	40,692	961,656	5,859,166	3,413,428	16,484	36,811
279	계	S.T	1,065	8,594	29,831	4,815,897	3,840,166	800	6,851
	입원	I.P	597	7,016	12,136	4,609,112	3,736,700	434	5,675
	외래	O.P	790	1,578	17,695	206,785	103,466	579	1,176
280	계	S.T	5,962	43,559	113,819	6,273,017	4,598,411	3,532	24,336
	입원	I.P	1,479	19,114	30,453	5,308,547	3,966,324	803	10,386
	외래	O.P	5,707	24,445	83,366	964,470	632,087	3,383	13,950

주 : 진료일 기준 (한의원료 제외, 요양급여일수, 진료비와 급여비는 약국포함)

연령별 진료현황(총계) <계속>

Disease Categories by Age(Total) <Cont'd>

(단위 : 명, 일, 천원)

Unit : Person, Day, KRW 1,000

74 세			75 세이상				
요양급여일수 Reimbursed Days	진료비 Medical Expense	급여비 Benefit	진료실인원수 Patients	입내원일수 Visits	요양급여일수 Reimbursed Days	진료비 Medica Expense	급여비 Benefit
152,546	1,378,915	1,038,327	2,427	8,018	193,124	1,567,352	1,129,216
1,568	390,043	329,009	126	1,513	2,404	577,860	477,651
150,978	988,872	709,318	2,360	6,505	190,720	989,493	651,564
6,344	51,403	36,994	87	306	6,134	49,387	33,315
106	32,223	25,427	8	170	251	33,513	24,943
6,238	19,180	11,567	83	136	5,883	15,874	8,372
3,668	37,162	24,931	177	654	5,569	61,700	42,049
148	19,050	13,845	10	210	329	34,359	26,911
3,520	18,112	11,085	171	444	5,240	27,340	15,137
10,920	142,369	102,965	271	872	13,458	172,476	127,812
713	94,267	72,652	23	294	694	112,717	89,855
10,207	48,102	30,313	262	578	12,764	59,760	37,959
61,673	740,663	539,809	2,112	6,368	75,641	731,621	507,622
1,904	352,483	282,576	78	1,195	1,862	273,487	214,318
59,769	388,181	257,234	2,081	5,173	73,779	458,134	293,304
2,779	22,048	18,263	6	126	1,001	13,370	10,171
43	13,666	10,913	1	120	120	10,747	8,063
2,736	8,382	7,350	5	6	881	2,623	2,108
2,500,052	30,238,426	18,900,652	200,340	389,116	4,606,951	50,560,554	32,238,364
36,275	4,580,717	3,394,521	13,395	38,001	98,608	13,170,123	9,731,149
2,463,777	25,657,709	15,506,131	191,373	351,115	4,508,343	37,390,430	22,507,216
179,709	7,110,819	5,014,755	52,350	150,122	526,413	26,733,805	19,038,022
36,168	4,794,981	3,616,114	16,080	94,103	152,553	20,574,667	15,360,403
143,541	2,315,838	1,398,641	38,700	56,019	373,860	6,159,138	3,677,621
13,667	113,835	72,477	3,335	15,987	114,608	1,508,429	1,062,305
360	46,200	34,904	262	7,879	9,136	822,508	601,890
13,307	67,635	37,573	3,094	8,108	105,472	685,921	460,414
25,817,616	205,280,949	129,246,312	1,051,765	3,333,126	54,884,235	490,629,883	325,597,290
330,035	62,722,824	47,503,408	105,245	658,281	1,139,175	207,906,379	158,251,564
25,487,581	142,558,125	81,742,904	1,003,752	2,674,845	53,745,060	282,723,506	167,345,726
212,984	7,140,544	5,028,286	95,011	167,863	359,087	11,766,026	8,260,496
12,610	2,712,087	1,968,210	1,915	14,951	26,886	5,098,715	3,721,531
200,374	4,428,457	3,060,077	94,315	152,912	332,201	6,667,310	4,538,965
3,614,679	77,818,303	55,814,879	208,287	2,105,211	14,424,682	354,766,182	255,179,332
516,382	58,787,342	43,679,475	78,903	1,473,981	2,556,294	288,869,698	213,448,459
3,098,297	19,030,961	12,135,404	184,995	631,230	11,868,388	65,896,484	41,730,873
867,846	51,150,570	38,581,758	67,229	2,049,416	6,542,008	478,509,212	360,259,178
256,729	48,726,594	37,184,893	41,442	1,899,993	2,668,666	463,220,243	351,255,590
611,117	2,423,975	1,396,866	48,856	149,423	3,873,342	15,288,968	9,003,588
2,892,068	110,052,935	79,756,729	125,192	1,350,473	5,362,772	226,592,220	165,351,173
519,329	86,348,364	64,503,016	40,283	654,993	1,100,042	185,007,149	138,712,892
2,372,739	23,704,571	15,253,714	119,684	695,480	4,262,730	41,585,070	26,638,283
610	26,772	18,958	63	1,035	3,718	182,468	133,599
71	24,914	17,769	19	943	1,143	168,424	125,921
539	1,858	1,190	47	92	2,575	14,043	7,678
5,674,072	65,956,297	48,430,632	467,826	1,729,382	8,795,933	95,800,153	70,721,293
128,871	13,410,324	9,939,381	11,926	106,171	181,970	19,519,064	14,575,306
5,545,201	52,545,974	38,491,251	461,540	1,623,211	8,613,963	76,281,090	56,145,988
43,186	1,103,851	751,419	7,985	17,487	65,649	1,617,394	1,113,429
1,532	379,660	285,888	284	1,497	2,808	616,941	466,691
41,654	724,191	465,532	7,854	15,990	62,841	1,000,451	646,738
1,175,428	55,190,651	43,762,541	55,315	713,986	3,539,104	203,993,492	162,553,351
216,324	49,670,689	40,528,160	19,087	615,707	848,103	188,192,945	153,126,584
959,104	5,519,961	3,234,380	44,347	98,279	2,691,001	15,800,548	9,426,767
25,390	3,741,612	2,926,168	1,941	19,391	63,671	9,067,639	7,126,134
9,187	3,575,900	2,839,577	1,132	16,866	26,708	8,757,456	6,960,491
16,203	165,712	86,591	1,272	2,525	36,963	310,184	165,644
69,178	3,499,034	2,560,330	5,141	32,531	102,365	4,149,134	3,047,682
16,563	2,936,051	2,187,121	922	14,068	21,111	3,393,803	2,529,930
52,615	562,984	373,210	4,930	18,463	81,254	755,332	517,753

Note : Based on the Treatment Month (excluding herbal medicine, including pharmacy in Reimbursed Days, Medical Expense and Benefit)

제VI-2표
Table VI-2

298 질병분류별
Benefits by Classification of 298

구 분 Division			총 계 G.T				0 세	
			진료실인원수 Patients	입내원일수 Visits	요양급여일수 Reimbursed Days	진료비 Medical Expense	급여비 Benefit	진료실인원수 Patients
								입내원일수 Visits
281	계	S.T	4,689,640	13,698,463	43,795,987	965,734,081	661,252,949	11,273
	입원	I.P	189,789	1,299,343	2,488,756	377,164,384	284,929,996	444
	외래	O.P	4,640,316	12,399,120	41,307,231	588,569,697	376,322,953	10,958
282	계	S.T	800,808	1,099,170	2,996,007	72,957,773	50,718,606	1,922
	입원	I.P	6,022	15,400	34,861	8,175,905	6,347,223	40
	외래	O.P	797,016	1,083,770	2,961,146	64,781,868	44,371,383	1,889
283	계	S.T	576,249	2,423,999	4,860,455	232,510,941	164,516,800	1,257
	입원	I.P	20,725	239,786	324,126	97,339,668	75,030,426	135
	외래	O.P	573,414	2,184,213	4,536,329	135,171,273	89,486,374	1,246
284	계	S.T	16,453	52,091	138,748	27,824,669	21,343,553	66
	입원	I.P	12,914	45,663	76,663	26,825,842	20,798,525	18
	외래	O.P	4,338	6,428	62,085	998,826	545,028	53
285	계	S.T	82,210	153,796	542,288	38,423,534	28,663,253	102
	입원	I.P	12,540	61,355	104,640	33,034,166	25,460,107	16
	외래	O.P	71,853	92,441	437,648	5,389,369	3,203,146	87
286	계	S.T	2,187	5,106	12,407	583,604	295,734	6
	입원	I.P	217	255	764	88,519	71,887	1
	외래	O.P	2,072	4,851	11,643	495,085	223,847	5
287	계	S.T	244,892	439,780	4,465,226	47,719,108	31,657,367	1,047
	입원	I.P	25,276	52,440	133,376	19,971,743	15,629,484	83
	외래	O.P	225,040	387,340	4,331,850	27,747,366	16,027,882	1,001
288	계	S.T	731,782	1,392,175	3,874,546	260,895,118	204,082,439	439
	입원	I.P	33,858	392,767	721,417	200,032,385	161,775,383	50
	외래	O.P	711,769	999,408	3,153,129	60,862,733	42,307,056	397
289	계	S.T	12,312	69,752	448,051	5,952,632	4,405,577	10
	입원	I.P	547	29,368	33,913	3,912,938	2,944,431	-
	외래	O.P	11,888	40,384	414,138	2,039,694	1,461,146	10
290	계	S.T	2,776,003	5,127,204	26,403,002	303,154,973	205,734,831	22,210
	입원	I.P	268,868	1,348,531	1,879,209	76,744,588	60,243,541	3,308
	외래	O.P	2,541,730	3,778,673	24,523,793	226,410,386	145,491,290	19,362
291	계	S.T	128	445	12,333	364,128	317,552	1
	입원	I.P	7	189	215	76,340	67,393	1
	외래	O.P	123	256	12,118	287,788	250,160	1
292	계	S.T	1,598,504	2,426,761	14,151,018	159,461,330	129,379,167	6,180
	입원	I.P	42,394	170,850	210,827	8,658,893	7,170,919	744
	외래	O.P	1,559,076	2,255,911	13,940,191	150,802,437	122,208,248	5,486
293	계	S.T	31,656	37,140	122,320	2,728,286	1,789,354	3
	입원	I.P	438	686	2,419	361,476	273,180	1
	외래	O.P	31,394	36,454	119,901	2,366,810	1,516,174	2
294	계	S.T	426,916	3,351,832	9,804,446	374,426,606	309,901,587	5
	입원	I.P	5,578	27,550	43,028	8,814,130	7,909,986	4
	외래	O.P	426,672	3,324,282	9,761,418	365,612,476	301,991,601	1
295	계	S.T	198,678	1,009,529	1,047,993	97,743,344	96,411,430	198,678
	입원	I.P	196,952	984,158	997,583	96,214,540	95,084,250	196,952
	외래	O.P	17,038	25,371	50,410	1,528,804	1,327,180	17,038
296	계	S.T	157,542	257,271	946,744	12,308,405	5,448,476	13
	입원	I.P	100	278	812	114,347	96,509	-
	외래	O.P	157,514	256,993	945,932	12,194,057	5,351,967	13
297	계	S.T	1,704,143	4,407,491	12,349,454	1,189,676,691	1,035,970,858	725
	입원	I.P	129,671	1,628,159	5,205,443	864,872,561	770,233,326	34
	외래	O.P	1,613,991	2,779,332	7,144,011	324,804,130	265,737,532	692
298	계	S.T	1,090,900	3,461,380	41,361,726	810,937,351	637,993,591	4,719
	입원	I.P	16,172	217,995	395,286	151,914,994	131,473,008	56
	외래	O.P	1,084,861	3,243,385	40,966,440	659,022,357	506,520,584	4,669
기타	계	S.T	8,118,595	13,964,789	134,391,918	1,400,534,842	1,138,466,883	20,040
	입원	I.P	260,605	2,107,202	3,054,570	600,027,099	511,067,206	6,457
	외래	O.P	7,945,418	11,857,587	131,337,348	800,507,743	627,399,676	15,976

주 : 진료일 기준 (한의원료 제외, 요양급여일수, 진료비와 급여비는 약국포함)

연령별 진료현황(총계) <계속>

Disease Categories by Age(Total) <Cont'd>

(단위 : 명, 일, 천원)

Unit : Person, Day, KRW 1,000

0Age			1 ~ 4세				
요양급여일수 Reimbursed Days	진료비 Medical Expense	급여비 Benefit	진료실인원수 Patients	입내원일수 Visits	요양급여일수 Reimbursed Days	진료비 Medical Expense	급여비 Benefit
22,407	864,541	759,862	195,473	420,808	772,534	23,653,169	17,330,366
700	154,498	146,271	7,293	9,775	25,611	3,390,236	3,096,484
21,707	710,043	613,591	193,185	411,033	746,923	20,262,933	14,233,882
5,589	130,136	117,900	31,196	44,088	119,729	2,897,646	2,214,049
78	18,064	16,638	906	1,451	2,392	544,798	497,993
5,511	112,072	101,262	30,584	42,637	117,337	2,352,848	1,716,057
7,786	750,644	634,146	26,212	122,410	163,225	10,720,483	8,419,285
1,180	387,015	312,044	1,645	9,385	12,945	3,300,050	2,721,815
6,606	363,629	322,102	26,104	113,025	150,280	7,420,433	5,697,469
180	20,548	18,923	734	1,058	1,342	208,354	167,454
51	13,437	12,938	295	465	587	135,083	124,746
129	7,111	5,985	482	593	755	73,271	42,708
269	10,638	9,561	2,549	3,030	10,219	216,815	175,101
32	5,642	5,287	169	246	403	92,842	85,886
237	4,996	4,273	2,390	2,784	9,816	123,973	89,215
8	1,871	1,574	29	35	49	3,405	2,526
1	417	393	4	4	4	1,384	1,337
7	1,455	1,180	25	31	45	2,020	1,189
9,809	244,586	220,118	15,132	31,140	289,670	3,168,714	2,261,264
350	95,318	91,205	1,007	1,845	5,339	481,153	442,013
9,459	149,268	128,913	14,539	29,295	284,331	2,687,561	1,819,251
1,627	158,472	147,082	2,680	4,775	11,502	632,836	546,265
408	136,342	128,003	146	1,046	2,008	470,809	420,231
1,219	22,129	19,079	2,580	3,729	9,494	162,027	126,034
14	324	298	61	137	211	11,912	11,065
-	-	-	2	7	29	3,729	3,405
14	324	298	60	130	182	8,182	7,661
63,505	2,721,304	2,525,177	85,287	138,757	415,045	7,558,870	6,048,589
14,238	1,358,736	1,339,832	16,873	38,385	51,781	1,741,332	1,618,591
49,267	1,362,568	1,185,345	70,546	100,372	363,264	5,817,538	4,429,998
6	5,246	5,202	-	-	-	-	-
5	5,222	5,183	-	-	-	-	-
1	24	19	-	-	-	-	-
84,479	851,863	788,171	50,183	79,159	467,390	4,062,958	3,383,319
2,429	409,819	406,546	3,589	8,496	10,584	480,108	447,576
82,050	442,044	381,625	47,025	70,663	456,806	3,582,851	2,935,742
10	557	548	1	1	56	225	180
6	491	490	-	-	-	-	-
4	66	58	1	1	56	225	180
24	10,455	10,401	2	4	4	52	43
23	10,316	10,276	-	-	-	-	-
1	139	125	2	4	4	52	43
1,046,460	97,740,206	96,408,929	-	-	1,328	2,597	2,119
997,583	96,214,540	95,084,250	-	-	-	-	-
48,877	1,525,666	1,324,679	-	-	1,328	2,597	2,119
14	407	380	4	4	4	225	207
-	-	-	-	-	-	-	-
14	407	380	4	4	4	225	207
2,082	181,451	168,139	4,439	16,574	30,914	3,332,171	3,011,236
601	140,176	130,360	532	9,864	16,579	3,024,194	2,761,797
1,481	41,275	37,779	4,031	6,710	14,335	307,977	249,440
9,182	468,080	432,806	9,663	17,905	54,239	2,989,988	2,650,388
449	226,184	222,300	81	1,342	2,387	1,676,148	1,540,500
8,733	241,895	210,506	9,631	16,563	51,852	1,313,840	1,109,888
191,673	7,630,542	7,157,480	223,556	539,640	2,206,866	50,466,069	45,940,657
45,529	6,355,533	6,013,790	18,522	101,027	171,119	24,587,924	23,167,682
146,144	1,275,009	1,143,690	214,339	438,613	2,035,747	25,878,146	22,772,975

Note : Based on the Treatment Month (excluding herbal medicine, including pharmacy in Reimbursed Days, Medical Expense and Benefit)

제VI-2표
Table VI-2

298 질병분류별
Benefits by Classification of 298

구 분 Division			5 ~ 9 세				10 세 ~		
			진료실인원수 Patients	입내원일수 Visits	요양급여일수 Reimbursed Days	진료비 Medical Expense	급여비 Benefit	진료실인원수 Patients	입내원일수 Visits
281	계	S.T	251,969	544,398	1,047,099	27,816,032	18,408,642	311,341	679,166
	입원	I.P	5,870	9,950	24,784	3,146,648	2,807,655	6,303	17,229
	외래	O.P	250,079	534,448	1,022,315	24,669,384	15,600,986	309,177	661,937
282	계	S.T	23,845	31,415	78,933	1,988,759	1,377,808	18,986	23,548
	입원	I.P	466	781	1,395	311,200	283,614	203	341
	외래	O.P	23,578	30,634	77,538	1,677,559	1,094,194	18,857	23,207
283	계	S.T	21,918	96,207	139,330	7,554,097	5,312,044	24,036	109,251
	입원	I.P	1,017	5,814	8,052	1,908,961	1,539,990	1,185	8,502
	외래	O.P	21,848	90,393	131,278	5,645,136	3,772,054	23,944	100,749
284	계	S.T	107	149	414	27,066	19,566	318	843
	입원	I.P	37	57	67	15,821	14,363	239	698
	외래	O.P	73	92	347	11,246	5,203	112	145
285	계	S.T	2,521	2,918	10,641	168,672	124,806	1,652	1,973
	입원	I.P	129	206	477	61,192	55,471	169	312
	외래	O.P	2,401	2,712	10,164	107,479	69,335	1,501	1,661
286	계	S.T	34	69	752	5,307	2,716	235	623
	입원	I.P	2	3	3	374	360	23	28
	외래	O.P	34	66	749	4,933	2,357	222	595
287	계	S.T	15,362	31,745	446,266	3,204,704	1,880,431	11,001	22,939
	입원	I.P	888	1,390	4,445	365,446	338,589	966	1,728
	외래	O.P	14,758	30,355	441,821	2,839,258	1,541,841	10,353	21,211
288	계	S.T	10,780	15,003	24,694	1,216,664	960,561	5,195	9,192
	입원	I.P	225	1,498	2,904	611,654	534,071	281	1,827
	외래	O.P	10,640	13,505	21,790	605,010	426,489	5,000	7,365
289	계	S.T	98	314	594	23,384	18,746	236	741
	입원	I.P	3	56	67	11,767	10,772	7	146
	외래	O.P	97	258	527	11,617	7,975	232	595
290	계	S.T	102,070	156,141	500,306	9,840,329	6,618,219	84,831	135,375
	입원	I.P	8,529	20,112	27,086	1,105,725	1,014,937	3,969	11,176
	외래	O.P	94,566	136,029	473,220	8,734,605	5,603,282	81,301	124,199
291	계	S.T	1	1	7	41	29	-	-
	입원	I.P	-	-	-	-	-	-	-
	외래	O.P	1	1	7	41	29	-	-
292	계	S.T	271,937	362,613	657,570	33,571,271	27,781,847	242,984	306,741
	입원	I.P	1,764	3,798	4,574	211,084	197,487	810	1,574
	외래	O.P	270,487	358,815	652,996	33,360,187	27,584,360	242,294	305,167
293	계	S.T	1	1	12	58	37	44	47
	입원	I.P	-	-	-	-	-	-	-
	외래	O.P	1	1	12	58	37	44	47
294	계	S.T	2	2	7	59	43	14	25
	입원	I.P	-	-	-	-	-	-	-
	외래	O.P	2	2	7	59	43	14	25
295	계	S.T	-	-	52	96	70	-	-
	입원	I.P	-	-	-	-	-	-	-
	외래	O.P	-	-	52	96	70	-	-
296	계	S.T	1	1	1	44	22	5	7
	입원	I.P	-	-	-	-	-	-	-
	외래	O.P	1	1	1	44	22	5	7
297	계	S.T	14,004	27,220	49,019	4,489,871	3,961,133	9,614	25,566
	입원	I.P	1,079	8,443	19,643	3,785,318	3,455,871	2,085	11,556
	외래	O.P	13,230	18,777	29,376	704,553	505,262	8,193	14,010
298	계	S.T	16,514	30,773	141,090	3,818,320	3,061,724	12,710	25,009
	입원	I.P	66	725	1,334	520,588	475,327	114	1,303
	외래	O.P	16,497	30,048	139,756	3,297,732	2,586,397	12,658	23,706
기타	계	S.T	297,548	520,530	2,582,858	37,285,791	29,966,379	449,738	707,270
	입원	I.P	5,946	36,220	58,819	8,121,476	7,600,715	5,488	33,989
	외래	O.P	293,972	484,310	2,524,039	29,164,314	22,365,663	446,425	673,281

주 : 진료일 기준 (한의원류 제외, 요양급여일수, 진료비와 급여비는 약국포함)

연령별 진료현황(총계) <계속>

Disease Categories by Age(Total) <Cont'd>

(단위 : 명, 일, 천원)

Unit : Person, Day, KRW 1,000

14 세			15 ~ 19 세				
요양급여일수 Reimbursed Days	진료비 Medical Expense	급여비 Benefit	진료실인원수 Patients	입내원일수 Visits	요양급여일수 Reimbursed Days	진료비 Medical Expense	급여비 Benefit
1,569,689	35,357,317	23,462,085	249,149	598,186	1,574,537	35,305,180	23,435,733
37,853	4,691,631	4,132,796	6,479	29,345	61,541	8,358,865	6,523,444
1,531,836	30,665,685	19,329,289	247,555	568,841	1,512,996	26,946,315	16,912,289
56,551	1,386,844	928,846	19,954	24,726	58,512	1,426,083	963,939
668	129,949	116,583	111	294	562	117,048	94,004
55,883	1,256,894	812,263	19,877	24,432	57,950	1,309,035	869,935
174,252	9,162,453	6,371,685	24,822	91,116	165,440	7,612,307	5,209,499
11,368	2,845,643	2,293,046	715	5,939	8,108	2,294,201	1,745,178
162,884	6,316,811	4,078,639	24,754	85,177	157,332	5,318,106	3,464,322
1,796	292,186	257,754	1,514	4,136	7,933	1,969,657	1,574,084
1,066	270,617	248,497	1,319	3,705	5,893	1,885,494	1,535,345
730	21,569	9,258	325	431	2,040	84,163	38,738
6,602	218,262	171,820	1,686	2,520	7,768	613,201	458,500
561	135,302	124,702	423	972	1,926	496,070	395,502
6,041	82,960	47,118	1,304	1,548	5,842	117,131	62,998
1,668	65,101	34,870	436	1,133	2,585	118,759	58,482
67	9,349	8,733	35	40	113	14,162	11,439
1,601	55,752	26,138	419	1,093	2,472	104,597	47,043
285,901	2,339,520	1,428,580	10,191	18,026	197,135	1,880,678	1,149,074
5,165	589,433	543,716	1,209	1,909	5,572	565,832	460,482
280,736	1,750,087	884,864	9,288	16,117	191,563	1,314,846	688,592
23,653	1,037,611	839,287	5,906	12,092	31,363	1,559,754	1,177,733
3,780	692,537	609,002	476	3,430	6,679	1,198,582	958,999
19,873	345,074	230,285	5,569	8,662	24,684	361,172	218,734
1,040	50,888	42,227	265	603	1,484	25,969	18,058
207	34,481	30,928	4	23	43	6,681	5,085
833	16,407	11,300	264	580	1,441	19,288	12,974
448,648	8,552,308	5,564,468	86,823	130,773	463,302	7,837,887	5,415,934
15,852	848,068	759,741	4,516	14,521	21,140	981,966	767,730
432,796	7,704,240	4,804,727	82,823	116,252	442,162	6,855,921	4,648,204
4	26	18	2	2	2	27	20
-	-	-	-	-	-	-	-
4	26	18	2	2	2	27	20
553,322	26,572,504	21,933,576	123,833	166,696	452,569	11,918,062	9,881,030
2,012	104,504	94,431	796	1,637	2,203	93,878	78,017
551,310	26,468,000	21,839,144	123,135	165,059	450,366	11,824,184	9,803,013
89	1,202	773	1,422	1,591	2,721	48,020	32,727
-	-	-	1	1	8	719	522
89	1,202	773	1,421	1,590	2,713	47,301	32,205
99	3,802	3,148	1,564	5,741	12,338	684,152	577,959
-	-	-	22	86	142	22,566	20,107
99	3,802	3,148	1,561	5,655	12,196	661,586	557,852
-	-	-	-	-	-	-	-
-	-	-	-	-	-	-	-
-	-	-	-	-	-	-	-
7	205	80	159	228	607	12,408	6,853
-	-	-	3	8	45	2,676	2,489
7	205	80	159	220	562	9,733	4,364
63,954	5,739,909	4,948,130	13,045	32,897	87,432	7,179,557	5,759,618
31,394	5,039,164	4,475,036	2,727	13,992	42,397	6,271,051	5,138,065
32,560	700,744	473,093	11,256	18,905	45,035	908,507	621,553
159,670	4,343,236	3,579,927	15,889	30,814	229,358	5,368,425	4,474,141
2,848	1,152,795	1,054,095	214	1,794	4,345	1,467,964	1,313,344
156,822	3,190,441	2,525,832	15,785	29,020	225,013	3,900,461	3,160,797
3,489,710	47,504,029	37,434,294	560,590	870,091	4,053,978	52,330,834	42,410,341
55,210	7,213,824	6,738,475	6,099	36,593	59,128	8,120,613	7,218,711
3,434,500	40,290,205	30,695,819	556,980	833,498	3,994,850	44,210,221	35,191,630

Note : Based on the Treatment Month (excluding herbal medicine, including pharmacy in Reimbursed Days, Medical Expense and Benefit)

제VI-2표
Table VI-2

298 질병분류별
Benefits by Classification of 298

구 분 Division			20 ~ 24 세					25 세 ~	
			진료실인원수 Patients	입내원일수 Visits	요양급여일수 Reimbursed Days	진료비 Medical Expense	급여비 Benefit	진료실인원수 Patients	입내원일수 Visits
281	계	S.T	242,352	597,183	1,630,420	39,532,874	25,698,807	317,793	813,360
	입원	I.P	8,070	39,057	84,839	11,752,094	8,757,843	10,704	52,059
	외래	O.P	240,519	558,126	1,545,581	27,780,780	16,940,965	315,487	761,301
282	계	S.T	29,600	36,039	83,076	2,103,370	1,398,549	44,801	55,462
	입원	I.P	151	273	780	127,704	95,568	226	455
	외래	O.P	29,495	35,766	82,296	1,975,665	1,302,981	44,646	55,007
283	계	S.T	39,497	133,638	251,073	11,281,626	7,603,452	46,363	162,611
	입원	I.P	966	8,643	12,180	3,392,754	2,514,422	1,224	10,746
	외래	O.P	39,348	124,995	238,893	7,888,872	5,089,030	46,182	151,865
284	계	S.T	1,494	3,968	8,247	2,222,200	1,695,464	1,351	3,483
	입원	I.P	1,300	3,548	5,915	2,132,651	1,654,988	1,177	3,146
	외래	O.P	296	420	2,332	89,549	40,476	240	337
285	계	S.T	2,531	3,772	10,618	1,052,518	764,978	3,310	5,587
	입원	I.P	655	1,553	2,835	876,464	672,273	841	2,341
	외래	O.P	1,932	2,219	7,783	176,054	92,705	2,599	3,246
286	계	S.T	496	1,021	2,273	128,364	63,620	414	1,024
	입원	I.P	61	64	185	20,225	15,856	43	45
	외래	O.P	468	957	2,088	108,139	47,764	389	979
287	계	S.T	11,769	18,710	174,606	2,091,648	1,298,935	16,309	26,142
	입원	I.P	1,486	2,451	7,094	816,138	624,425	1,856	3,418
	외래	O.P	10,622	16,259	167,512	1,275,509	674,511	14,857	22,724
288	계	S.T	10,800	19,997	51,861	2,856,420	2,144,889	20,300	32,090
	입원	I.P	708	5,611	10,671	2,161,837	1,706,694	876	5,606
	외래	O.P	10,317	14,386	41,190	694,583	438,195	19,696	26,484
289	계	S.T	256	879	2,775	84,964	63,008	319	828
	입원	I.P	10	280	326	63,302	48,501	10	103
	외래	O.P	252	599	2,449	21,662	14,507	314	725
290	계	S.T	124,585	189,948	508,251	9,174,897	6,255,545	146,617	211,063
	입원	I.P	4,880	15,348	24,005	994,350	751,593	6,105	17,590
	외래	O.P	120,254	174,600	484,246	8,180,547	5,503,952	141,195	193,473
291	계	S.T	6	7	11	709	624	28	61
	입원	I.P	-	-	-	-	-	1	8
	외래	O.P	6	7	11	709	624	28	53
292	계	S.T	67,851	89,394	349,696	4,467,182	3,402,885	80,141	108,888
	입원	I.P	878	1,675	2,822	111,884	86,108	974	2,117
	외래	O.P	67,015	87,719	346,874	4,355,298	3,316,777	79,231	106,771
293	계	S.T	4,876	5,525	10,136	198,359	132,385	5,307	6,025
	입원	I.P	4	7	22	3,120	2,338	13	21
	외래	O.P	4,873	5,518	10,114	195,239	130,047	5,301	6,004
294	계	S.T	13,544	81,501	196,763	9,412,310	7,910,309	62,344	498,314
	입원	I.P	150	629	1,033	178,599	160,036	732	3,530
	외래	O.P	13,539	80,872	195,730	9,233,711	7,750,273	62,315	494,784
295	계	S.T	-	-	-	-	-	-	-
	입원	I.P	-	-	-	-	-	-	-
	외래	O.P	-	-	-	-	-	-	-
296	계	S.T	2,923	4,550	13,859	205,848	94,261	19,442	31,045
	입원	I.P	3	10	33	2,505	2,421	16	47
	외래	O.P	2,921	4,540	13,826	203,343	91,840	19,437	30,998
297	계	S.T	22,324	46,946	130,451	8,297,456	6,368,536	38,567	71,928
	입원	I.P	2,804	15,200	46,487	6,537,506	5,145,966	3,249	18,790
	외래	O.P	20,451	31,746	83,964	1,759,950	1,222,569	36,434	53,138
298	계	S.T	24,893	44,751	313,580	7,154,218	5,873,318	42,317	89,894
	입원	I.P	352	2,449	4,754	1,857,867	1,610,779	508	4,216
	외래	O.P	24,666	42,302	308,826	5,296,350	4,262,540	42,064	85,678
기타	계	S.T	468,927	667,087	3,364,293	42,921,994	34,420,015	622,497	875,551
	입원	I.P	4,877	25,229	42,395	6,482,500	5,552,294	6,383	30,136
	외래	O.P	465,874	641,858	3,321,898	36,439,494	28,867,721	618,496	845,415

주 : 진료일 기준 (한의원료 제외, 요양급여일수, 진료비와 급여비는 약국포함)

연령별 진료현황(총계) <계속>

Disease Categories by Age(Total) <Cont'd>

(단위 : 명, 일, 천원)

Unit : Person, Day, KRW 1,000

29 세			30 ~ 34 세				
요양급여일수 Reimbursed Days	진료비 Medical Expense	급여비 Benefit	진료실인원수 Patients	입내원일수 Visits	요양급여일수 Reimbursed Days	진료비 Medical Expense	급여비 Benefit
2,212,116	54,301,029	35,674,290	297,868	786,129	2,184,213	51,778,922	34,062,365
113,351	16,866,231	12,670,136	10,387	51,551	113,037	16,323,160	12,148,234
2,098,765	37,434,798	23,004,153	295,732	734,578	2,071,176	35,455,762	21,914,131
128,882	3,370,689	2,262,044	45,313	56,697	135,934	3,497,600	2,354,799
1,132	204,762	151,656	211	417	1,085	185,646	135,981
127,750	3,165,927	2,110,388	45,180	56,280	134,849	3,311,954	2,218,818
304,064	14,423,443	9,760,317	41,736	151,434	280,000	13,509,556	9,214,122
15,156	4,687,503	3,491,359	1,056	9,746	13,709	4,384,374	3,321,895
288,908	9,735,941	6,268,958	41,597	141,688	266,291	9,125,183	5,892,227
7,474	1,847,231	1,408,018	1,095	2,776	5,324	1,602,309	1,224,342
5,165	1,784,070	1,379,241	929	2,489	4,231	1,546,036	1,197,674
2,309	63,161	28,777	222	287	1,093	56,273	26,668
16,257	1,678,557	1,219,428	3,207	5,302	16,062	1,347,978	987,426
4,248	1,420,631	1,083,581	683	1,994	3,414	1,114,738	861,957
12,009	257,926	135,846	2,624	3,308	12,648	233,241	125,469
2,410	114,095	56,448	236	553	1,221	69,522	37,891
188	16,728	12,903	28	47	137	17,933	14,620
2,222	97,367	43,545	223	506	1,084	51,589	23,271
227,774	2,744,470	1,719,646	15,759	25,322	245,450	2,631,929	1,666,193
8,993	1,060,746	814,506	1,634	2,579	7,556	955,585	736,977
218,781	1,683,724	905,140	14,457	22,743	237,894	1,676,344	929,215
82,443	4,028,378	3,034,993	28,627	43,756	103,231	4,971,378	3,691,355
11,687	2,852,893	2,292,816	1,039	7,072	14,546	3,343,873	2,632,630
70,756	1,175,485	742,177	27,937	36,684	88,685	1,627,505	1,058,725
4,714	56,911	39,063	267	748	4,921	61,046	43,371
174	25,975	18,264	10	161	244	33,172	25,414
4,540	30,937	20,799	261	587	4,677	27,874	17,958
655,027	11,321,806	7,509,586	174,123	247,303	790,871	12,676,018	8,548,123
29,595	1,445,918	1,103,846	6,519	20,915	34,332	1,514,407	1,149,795
625,432	9,875,888	6,405,740	168,429	226,388	756,539	11,161,611	7,398,328
2,930	80,542	67,919	33	65	2,637	62,992	55,417
13	1,927	1,608	-	-	-	-	-
2,917	78,615	66,311	33	65	2,637	62,992	55,417
505,380	5,608,042	4,231,748	81,192	111,278	569,168	5,830,366	4,449,350
3,405	125,625	98,995	941	2,189	3,490	108,327	83,881
501,975	5,482,417	4,132,753	80,313	109,089	565,678	5,722,039	4,365,470
13,296	275,845	182,318	4,355	5,187	13,160	275,209	180,161
83	14,222	10,071	10	13	50	6,842	5,321
13,213	261,623	172,246	4,348	5,174	13,110	268,367	174,840
1,264,247	55,981,238	46,808,222	185,755	1,540,999	4,289,948	170,583,550	141,247,736
5,490	943,918	834,964	1,997	9,866	15,537	2,773,941	2,453,769
1,258,757	55,037,320	45,973,258	185,688	1,531,133	4,274,411	167,809,609	138,793,968
60	131	92	-	-	4	34	24
-	-	-	-	-	-	-	-
60	131	92	-	-	4	34	24
104,101	1,471,311	687,876	69,770	114,434	420,537	5,364,168	2,369,510
149	57,842	51,277	31	61	180	14,367	11,248
103,952	1,413,469	636,599	69,764	114,373	420,357	5,349,801	2,358,262
210,305	12,549,038	9,942,159	55,984	98,660	284,125	17,529,598	14,259,879
58,270	9,657,995	7,934,041	3,578	22,950	74,281	13,064,149	10,989,796
152,035	2,891,043	2,008,119	53,680	75,710	209,844	4,465,449	3,270,083
575,541	16,384,743	12,917,432	85,409	275,290	1,411,847	64,805,042	46,576,489
7,848	3,247,150	2,812,973	859	4,216	8,982	3,233,982	2,750,193
567,693	13,137,593	10,104,459	85,061	271,074	1,402,865	61,571,060	43,826,297
4,729,202	56,881,657	45,443,359	646,344	934,122	5,408,549	61,621,682	49,211,566
52,212	7,637,003	6,532,731	7,446	35,366	62,212	9,196,600	7,866,799
4,676,990	49,244,654	38,910,628	642,025	898,756	5,346,337	52,425,082	41,344,768

Note : Based on the Treatment Month (excluding herbal medicine, including pharmacy in Reimbursed Days, Medical Expense and Benefit)

제VI-2표
Table VI-2

298 질병분류별
Benefits by Classification of 298

구 분 Division			35 ~ 39 세					40 세 ~	
			진료실인원수 Patients	입내원일수 Visits	요양급여일수 Reimbursed Days	진료비 Medical Expense	급여비 Benefit	진료실인원수 Patients	입내원일수 Visits
281	계	S.T	254,167	690,018	1,996,603	46,188,043	30,643,530	302,973	864,956
	입원	I.P	9,226	49,735	107,412	15,430,616	11,511,924	12,133	71,696
	외래	O.P	252,294	640,283	1,889,191	30,757,427	19,131,606	300,542	793,260
282	계	S.T	40,752	51,847	129,931	3,243,810	2,194,897	48,719	63,132
	입원	I.P	179	350	875	170,867	127,676	251	461
	외래	O.P	40,630	51,497	129,056	3,072,943	2,067,221	48,539	62,671
283	계	S.T	35,191	133,550	249,580	11,560,709	7,873,863	44,578	175,838
	입원	I.P	944	8,180	12,213	3,560,752	2,686,761	1,299	12,168
	외래	O.P	35,078	125,370	237,367	7,999,958	5,187,102	44,406	163,670
284	계	S.T	884	2,119	4,331	1,178,512	895,557	1,115	2,846
	입원	I.P	746	1,875	3,121	1,137,450	874,609	922	2,497
	외래	O.P	176	244	1,210	41,061	20,948	249	349
285	계	S.T	3,015	5,089	17,871	1,326,840	968,715	4,174	7,014
	입원	I.P	635	2,026	3,687	1,114,645	849,830	761	2,610
	외래	O.P	2,470	3,063	14,184	212,195	118,885	3,520	4,404
286	계	S.T	106	234	443	27,209	13,207	62	137
	입원	I.P	7	8	24	3,312	2,555	4	5
	외래	O.P	103	226	419	23,897	10,652	58	132
287	계	S.T	13,242	22,314	218,195	2,453,141	1,573,275	15,862	26,114
	입원	I.P	1,460	2,736	7,402	1,068,326	814,087	1,874	3,216
	외래	O.P	12,093	19,578	210,793	1,384,815	759,189	14,349	22,898
288	계	S.T	33,241	49,152	113,028	5,603,059	4,223,376	47,627	73,762
	입원	I.P	1,088	7,263	14,715	3,656,081	2,933,166	1,529	12,869
	외래	O.P	32,539	41,889	98,313	1,946,978	1,290,211	46,634	60,893
289	계	S.T	281	1,388	8,863	126,810	96,560	355	1,360
	입원	I.P	7	681	732	81,996	65,067	18	368
	외래	O.P	275	707	8,131	44,814	31,494	341	992
290	계	S.T	178,706	256,628	911,005	13,057,540	8,854,720	204,986	305,364
	입원	I.P	6,537	23,606	38,939	1,797,606	1,353,338	8,298	33,472
	외래	O.P	173,016	233,022	872,066	11,259,934	7,501,382	197,822	271,892
291	계	S.T	16	54	2,727	74,496	65,247	8	17
	입원	I.P	-	-	-	-	-	-	-
	외래	O.P	16	54	2,727	74,496	65,247	8	17
292	계	S.T	74,570	106,224	613,052	5,576,915	4,316,991	80,531	121,815
	입원	I.P	902	2,580	4,040	126,615	101,854	1,038	2,999
	외래	O.P	73,729	103,644	609,012	5,450,300	4,215,137	79,571	118,816
293	계	S.T	3,879	4,643	13,600	324,626	211,290	4,365	5,166
	입원	I.P	28	37	147	20,312	14,884	59	91
	외래	O.P	3,864	4,606	13,453	304,314	196,406	4,333	5,075
294	계	S.T	124,510	970,801	3,095,097	109,255,330	90,063,480	37,114	245,430
	입원	I.P	1,977	9,773	15,354	3,558,214	3,242,250	662	3,486
	외래	O.P	124,409	961,028	3,079,743	105,697,117	86,821,230	37,082	241,944
295	계	S.T	-	-	3	25	18	-	-
	입원	I.P	-	-	-	-	-	-	-
	외래	O.P	-	-	3	25	18	-	-
296	계	S.T	51,178	83,981	321,124	4,090,685	1,796,075	13,430	22,054
	입원	I.P	34	103	282	24,989	19,550	12	48
	외래	O.P	51,169	83,878	320,842	4,065,696	1,776,525	13,424	22,006
297	계	S.T	61,113	114,643	325,300	23,530,810	19,784,038	82,000	177,159
	입원	I.P	3,682	31,116	104,724	17,255,311	14,818,684	6,186	57,717
	외래	O.P	58,658	83,527	220,576	6,275,499	4,965,354	77,940	119,442
298	계	S.T	84,877	331,528	1,899,261	97,714,658	70,340,837	70,527	293,330
	입원	I.P	839	6,749	14,453	6,401,852	5,555,148	983	9,770
	외래	O.P	84,616	324,779	1,884,808	91,312,806	64,785,690	70,229	283,560
기타	계	S.T	589,959	890,385	5,456,425	60,332,668	48,269,862	632,707	959,653
	입원	I.P	7,721	42,406	70,204	10,743,565	9,223,800	8,694	52,138
	외래	O.P	585,548	847,979	5,386,221	49,589,103	39,046,062	627,546	907,515

주 : 진료일 기준 (한의원료 제외, 요양급여일수, 진료비와 급여비는 약국포함)

연령별 진료현황(총계) <계속>

Disease Categories by Age(Total) <Cont'd>

(단위 : 명, 일, 천원)

Unit : Person, Day, KRW 1,000

44 세			45 ~ 49 세				
요양급여일수 Reimbursed Days	진료비 Medical Expense	급여비 Benefit	진료실인원수 Patients	입내원일수 Visits	요양급여일수 Reimbursed Days	진료비 Medical Expense	급여비 Benefit
2,627,805	59,520,001	39,677,428	284,429	856,207	2,738,733	61,007,488	41,122,786
149,817	21,533,882	15,974,765	12,415	82,663	167,836	24,309,300	18,148,203
2,477,988	37,986,119	23,702,663	281,708	773,544	2,570,897	36,698,188	22,974,583
163,729	4,067,728	2,758,008	52,296	69,000	181,872	4,549,961	3,099,948
1,324	251,689	185,088	253	482	1,248	238,740	177,676
162,405	3,816,038	2,572,920	52,134	68,518	180,624	4,311,221	2,922,272
337,751	16,098,047	11,061,112	42,581	174,289	351,887	15,277,065	10,505,225
17,723	5,735,385	4,313,181	1,231	13,448	18,889	5,375,773	4,030,765
320,028	10,362,662	6,747,931	42,421	160,841	332,998	9,901,292	6,474,460
5,758	1,605,079	1,225,182	1,159	2,827	8,691	1,510,410	1,149,700
4,250	1,541,781	1,190,275	896	2,318	4,059	1,433,524	1,104,465
1,508	63,298	34,907	306	509	4,632	76,886	45,235
23,976	1,682,789	1,223,997	4,680	8,448	30,375	1,897,205	1,397,771
4,657	1,394,409	1,061,904	687	3,005	5,229	1,574,077	1,213,012
19,319	288,380	162,093	4,086	5,443	25,146	323,128	184,759
261	15,577	7,408	40	88	132	11,128	5,180
20	1,340	1,072	1	1	4	502	400
241	14,237	6,336	39	87	128	10,626	4,780
267,023	2,976,897	1,951,578	15,324	26,322	296,772	3,034,508	2,000,865
8,912	1,367,254	1,057,365	1,783	3,315	8,445	1,406,681	1,086,001
258,111	1,609,643	894,213	13,879	23,007	288,327	1,627,827	914,864
170,801	9,756,281	7,507,438	52,298	81,672	196,291	10,702,876	8,117,592
25,440	6,703,585	5,434,828	1,755	13,611	27,976	7,108,516	5,678,143
145,361	3,052,697	2,072,611	51,201	68,061	168,315	3,594,360	2,439,448
11,092	146,785	107,403	415	2,189	14,215	195,366	146,232
505	96,435	72,684	16	771	881	125,523	97,764
10,587	50,350	34,719	404	1,418	13,334	69,843	48,468
1,416,250	17,087,794	11,565,980	190,133	298,378	1,660,062	17,246,272	11,640,592
55,205	2,906,852	2,210,765	8,891	39,799	65,431	3,420,099	2,598,572
1,361,045	14,180,942	9,355,214	182,417	258,579	1,594,631	13,826,173	9,042,019
513	12,356	10,423	8	13	748	15,561	13,967
-	-	-	-	-	-	-	-
513	12,356	10,423	8	13	748	15,561	13,967
869,358	6,552,168	5,180,215	71,232	118,014	1,028,826	6,370,785	5,184,619
4,238	139,015	111,304	1,158	4,048	5,743	180,292	143,192
865,120	6,413,154	5,068,911	70,164	113,966	1,023,083	6,190,493	5,041,427
17,238	482,460	312,959	3,457	4,134	18,537	466,205	303,544
333	56,833	42,758	80	118	489	67,009	51,812
16,905	425,627	270,201	3,407	4,016	18,048	399,195	251,732
907,377	27,501,082	22,482,871	1,961	8,778	36,076	974,059	782,525
5,195	1,264,282	1,133,855	34	157	254	62,295	54,730
902,182	26,236,800	21,349,016	1,958	8,621	35,822	911,763	727,794
15	23	16	-	-	3	13	9
-	-	-	-	-	-	-	-
15	23	16	-	-	3	13	9
81,191	1,106,815	469,441	562	880	4,297	51,160	21,299
119	11,431	9,097	1	1	4	537	427
81,072	1,095,383	460,344	562	879	4,293	50,623	20,872
543,579	47,565,539	41,124,608	87,033	216,011	718,742	68,481,610	60,354,120
207,603	34,569,517	30,058,416	7,544	80,891	302,369	50,428,628	44,546,848
335,976	12,996,023	11,066,192	81,965	135,120	416,373	18,052,981	15,807,272
2,296,282	99,996,944	73,983,475	50,456	164,354	2,166,806	53,113,287	41,883,608
19,773	10,012,228	8,692,284	999	12,573	24,162	12,330,860	10,604,129
2,276,509	89,984,716	65,291,191	50,182	151,781	2,142,644	40,782,426	31,279,479
6,751,723	67,457,273	53,953,942	532,803	825,331	6,972,203	62,228,579	49,833,102
85,353	13,199,152	11,331,877	8,251	52,987	84,341	14,125,749	12,124,693
6,666,370	54,258,121	42,622,065	527,702	772,344	6,887,862	48,102,830	37,708,409

Note : Based on the Treatment Month (excluding herbal medicine, including pharmacy in Reimbursed Days, Medical Expense and Benefit)

제VI-2표
Table VI-2

298 질병분류별
Benefits by Classification of 298

구 분 Division			50 ~ 54 세					55 세 ~	
			진료실인원수 Patients	입내원일수 Visits	요양급여일수 Reimbursed Days	진료비 Medical Expense	급여비 Benefit	진료실인원수 Patients	입내원일수 Visits
281	계	S.T	344,484	1,079,845	3,609,882	79,694,618	54,101,837	345,144	1,108,978
	입원	I.P	15,914	113,037	223,040	33,713,640	25,244,235	16,859	131,838
	외래	O.P	340,947	966,808	3,386,842	45,980,978	28,857,601	341,206	977,140
282	계	S.T	75,057	101,521	275,915	6,867,959	4,697,003	85,524	118,621
	입원	I.P	409	969	2,530	500,978	372,440	459	1,187
	외래	O.P	74,805	100,552	273,385	6,366,981	4,324,562	85,261	117,434
283	계	S.T	50,692	213,757	449,352	20,753,469	14,612,405	48,303	208,852
	입원	I.P	1,613	19,112	26,213	8,872,245	6,856,424	1,787	21,697
	외래	O.P	50,467	194,645	423,139	11,881,225	7,755,981	48,073	187,155
284	계	S.T	1,268	3,279	8,443	1,809,015	1,378,591	933	2,841
	입원	I.P	967	2,755	4,570	1,734,381	1,332,374	681	2,416
	외래	O.P	338	524	3,873	74,634	46,217	277	425
285	계	S.T	7,057	12,648	46,116	2,560,447	1,868,286	9,185	15,693
	입원	I.P	938	4,180	7,135	2,082,979	1,591,227	1,114	4,756
	외래	O.P	6,268	8,468	38,981	477,468	277,060	8,285	10,937
286	계	S.T	26	50	123	6,884	3,419	35	65
	입원	I.P	1	1	1	465	370	5	6
	외래	O.P	26	49	122	6,419	3,049	30	59
287	계	S.T	18,430	31,065	333,316	3,513,733	2,328,630	18,499	31,202
	입원	I.P	2,208	4,140	10,915	1,670,206	1,287,562	2,082	4,434
	외래	O.P	16,658	26,925	322,401	1,843,526	1,041,068	16,807	26,768
288	계	S.T	72,926	116,995	289,295	16,945,022	13,131,143	85,341	141,822
	입원	I.P	2,423	20,930	39,115	11,577,126	9,455,519	2,960	26,502
	외래	O.P	71,475	96,065	250,180	5,367,896	3,675,624	83,762	115,320
289	계	S.T	572	2,909	20,652	247,307	176,998	797	5,513
	입원	I.P	28	970	1,226	146,822	110,744	43	2,572
	외래	O.P	551	1,939	19,426	100,485	66,254	770	2,941
290	계	S.T	227,428	373,584	2,450,445	23,111,441	15,573,803	217,118	386,521
	입원	I.P	12,449	56,792	94,677	5,056,707	3,873,365	14,632	72,370
	외래	O.P	216,688	316,792	2,355,768	18,054,734	11,700,438	204,595	314,151
291	계	S.T	6	24	838	20,400	18,048	5	10
	입원	I.P	1	11	25	4,983	4,348	1	4
	외래	O.P	5	13	813	15,418	13,700	4	6
292	계	S.T	80,036	140,958	1,376,740	7,735,662	6,390,737	76,244	141,762
	입원	I.P	1,583	6,126	8,020	299,250	252,254	1,988	7,898
	외래	O.P	78,566	134,832	1,368,720	7,436,411	6,138,484	74,411	133,864
293	계	S.T	2,846	3,377	22,035	424,953	277,830	795	969
	입원	I.P	124	186	651	92,726	69,807	67	109
	외래	O.P	2,767	3,191	21,384	332,227	208,022	755	860
294	계	S.T	65	162	1,173	15,552	11,451	14	27
	입원	I.P	-	-	-	-	-	-	-
	외래	O.P	65	162	1,173	15,552	11,451	14	27
295	계	S.T	-	-	-	-	-	-	-
	입원	I.P	-	-	-	-	-	-	-
	외래	O.P	-	-	-	-	-	-	-
296	계	S.T	31	39	587	2,372	1,034	8	10
	입원	I.P	-	-	-	-	-	-	-
	외래	O.P	31	39	587	2,372	1,034	8	10
297	계	S.T	116,957	310,501	1,047,385	103,225,437	91,520,680	133,020	370,544
	입원	I.P	11,065	132,806	486,213	80,230,483	71,471,354	13,689	168,596
	외래	O.P	109,479	177,695	561,172	22,994,954	20,049,327	123,629	201,948
298	계	S.T	64,990	186,702	3,238,560	61,055,549	51,878,754	78,902	236,291
	입원	I.P	1,389	18,882	37,336	18,790,192	16,400,870	1,674	23,668
	외래	O.P	64,627	167,820	3,201,224	42,265,357	35,477,884	78,459	212,623
기타	계	S.T	566,838	903,985	9,520,638	74,770,471	59,654,988	499,425	820,139
	입원	I.P	10,561	74,476	114,171	19,655,101	16,791,203	12,007	86,922
	외래	O.P	560,114	829,509	9,406,467	55,115,370	42,863,785	491,523	733,217

주 : 진료일 기준 (한의원료 제외, 요양급여일수, 진료비와 급여비는 약국포함)

연령별 진료현황(총계) <계속>

Disease Categories by Age(Total) <Cont'd>

(단위 : 명, 일, 천원)

Unit : Person, Day, KRW 1,000

59 세			60 ~ 64 세				
요양급여일수 Reimbursed Days	진료비 Medical Expense	급여비 Benefit	진료실인원수 Patients	입내원일수 Visits	요양급여일수 Reimbursed Days	진료비 Medical Expense	급여비 Benefit
3,919,703	84,991,977	58,086,151	362,930	1,227,857	4,612,873	97,467,375	67,110,731
252,765	38,322,052	28,709,420	19,089	164,905	306,739	46,698,505	35,024,636
3,666,938	46,669,925	29,376,731	358,225	1,062,952	4,306,134	50,768,870	32,086,095
331,677	8,019,032	5,494,482	94,934	134,335	381,304	9,084,245	6,246,497
2,982	615,535	458,005	569	1,517	3,740	846,924	631,804
328,695	7,403,497	5,036,477	94,611	132,818	377,564	8,237,321	5,614,693
463,289	21,032,825	14,786,640	45,307	204,949	468,792	21,052,622	14,866,731
29,517	9,591,314	7,311,662	1,878	25,070	33,908	10,049,783	7,680,289
433,772	11,441,511	7,474,978	44,998	179,879	434,884	11,002,839	7,186,442
9,387	1,632,533	1,247,957	839	2,614	9,440	1,397,261	1,059,101
4,042	1,568,496	1,211,072	620	2,240	3,962	1,349,308	1,031,854
5,345	64,037	36,885	243	374	5,478	47,952	27,247
61,135	3,192,403	2,327,033	10,983	19,993	76,495	4,344,376	3,208,683
8,602	2,579,020	1,968,107	1,292	6,828	12,196	3,615,924	2,777,275
52,533	613,383	358,926	9,976	13,165	64,299	728,451	431,408
134	8,113	4,484	17	34	53	4,869	2,254
15	1,743	1,389	2	2	2	587	462
119	6,371	3,095	16	32	51	4,283	1,792
318,848	3,400,282	2,267,922	19,972	35,378	344,467	3,963,974	2,698,228
11,220	1,613,237	1,251,016	2,172	5,192	12,336	2,003,017	1,554,113
307,628	1,787,044	1,016,906	18,217	30,186	332,131	1,960,957	1,144,115
348,164	21,678,923	16,870,244	100,713	178,513	470,357	30,346,614	23,717,369
51,021	14,876,701	12,189,262	4,030	38,609	74,726	21,666,060	17,699,043
297,143	6,802,222	4,680,982	98,511	139,904	395,631	8,680,554	6,018,326
38,156	581,108	425,899	1,183	6,801	45,687	610,995	447,338
3,157	432,810	321,692	47	2,606	3,156	404,111	305,938
34,999	148,297	104,207	1,146	4,195	42,531	206,885	141,400
2,711,612	25,120,591	16,835,482	245,818	491,720	3,495,513	33,579,623	22,268,251
117,028	6,142,965	4,726,281	26,265	135,148	202,146	9,559,148	7,375,421
2,594,584	18,977,626	12,109,201	223,317	356,572	3,293,367	24,020,476	14,892,831
404	10,773	9,609	4	5	366	4,554	4,070
11	1,246	1,086	-	-	-	-	-
393	9,527	8,522	4	5	366	4,554	4,070
1,562,542	8,019,689	6,704,423	81,476	145,790	1,554,836	8,433,883	6,790,276
10,778	368,593	309,996	3,595	13,180	17,102	574,414	462,284
1,551,764	7,651,096	6,394,427	78,137	132,610	1,537,734	7,859,469	6,327,992
8,057	148,065	99,408	211	318	2,828	55,783	36,936
354	57,476	43,458	31	56	171	25,805	19,508
7,703	90,589	55,950	195	262	2,657	29,978	17,428
458	2,917	2,167	13	15	459	1,016	511
-	-	-	-	-	-	-	-
458	2,917	2,167	13	15	459	1,016	511
-	-	-	-	-	-	-	-
-	-	-	-	-	-	-	-
-	-	-	-	-	-	-	-
-	-	-	-	-	-	-	-
195	922	456	6	8	15	299	133
-	-	-	-	-	-	-	-
195	922	456	6	8	15	299	133
1,279,003	125,651,042	111,403,514	157,755	472,540	1,645,384	159,745,063	142,365,511
620,200	100,216,049	89,301,314	17,419	228,933	818,743	128,118,475	114,799,860
658,803	25,434,993	22,102,200	145,657	243,607	826,641	31,626,588	27,565,650
4,294,255	76,548,230	65,001,509	106,829	346,043	5,936,762	100,601,523	84,714,809
45,868	21,447,584	18,743,093	2,168	32,129	60,967	27,565,925	24,114,259
4,248,387	55,100,646	46,258,416	106,210	313,914	5,875,795	73,035,598	60,600,551
11,028,079	78,042,555	62,311,686	544,887	938,399	14,622,907	102,616,190	81,727,891
132,171	24,742,398	21,213,793	17,854	134,885	203,020	39,863,579	34,008,209
10,895,908	53,300,157	41,097,893	533,005	803,514	14,419,887	62,752,612	47,719,682

Note : Based on the Treatment Month (excluding herbal medicine, including pharmacy in Reimbursed Days, Medical Expense and Benefit)

제VI-2표
Table VI-2

298 질병분류별
Benefits by Classification of 298

구 분 Division			65 ~ 69 세					70 세 ~	
			진료실인원수 Patients	입내원일수 Visits	요양급여일수 Reimbursed Days	진료비 Medical Expense	급여비 Benefit	진료실인원수 Patients	입내원일수 Visits
281	계	S.T	309,272	1,117,544	4,311,764	88,753,995	63,123,322	211,913	792,947
	입원	I.P	16,279	153,465	278,579	44,212,853	33,294,337	10,530	109,753
	외래	O.P	305,191	964,079	4,033,185	44,541,143	29,828,986	208,954	683,194
282	계	S.T	75,362	108,395	311,981	7,309,982	5,153,560	46,597	70,472
	입원	I.P	453	1,466	3,543	857,821	652,072	326	1,227
	외래	O.P	75,101	106,929	308,438	6,452,161	4,501,488	46,404	69,245
283	계	S.T	34,115	158,923	379,174	17,165,029	12,471,894	20,098	102,108
	입원	I.P	1,355	21,398	28,403	9,022,853	7,034,332	909	16,879
	외래	O.P	33,904	137,525	350,771	8,142,176	5,437,562	19,946	85,229
284	계	S.T	742	2,611	9,551	1,527,032	1,167,987	676	2,930
	입원	I.P	532	2,268	4,169	1,481,397	1,140,271	497	2,579
	외래	O.P	232	343	5,382	45,635	27,716	206	351
285	계	S.T	9,872	18,067	68,775	4,314,766	3,241,638	6,446	13,002
	입원	I.P	1,149	6,542	11,353	3,700,003	2,855,962	870	5,340
	외래	O.P	8,988	11,525	57,422	614,762	385,676	5,790	7,662
286	계	S.T	7	14	63	1,637	873	1	1
	입원	I.P	-	-	-	-	-	-	-
	외래	O.P	7	14	63	1,637	873	1	1
287	계	S.T	17,326	31,093	309,706	3,155,200	2,168,000	11,370	21,305
	입원	I.P	1,822	3,859	10,085	1,466,254	1,130,400	1,085	3,121
	외래	O.P	15,856	27,234	299,621	1,688,946	1,037,599	10,451	18,184
288	계	S.T	95,158	182,697	515,718	36,551,438	28,779,062	67,372	152,033
	입원	I.P	4,337	50,318	94,770	28,123,738	22,844,402	3,743	55,869
	외래	O.P	92,775	132,379	420,948	8,427,699	5,934,660	65,255	96,164
289	계	S.T	1,466	10,413	64,473	848,605	636,582	1,495	7,879
	입원	I.P	67	3,951	4,316	558,958	424,522	65	2,640
	외래	O.P	1,414	6,462	60,157	289,647	212,061	1,447	5,239
290	계	S.T	223,788	492,742	3,287,414	33,031,248	22,037,377	165,617	393,376
	입원	I.P	28,496	158,762	226,082	10,135,874	7,858,333	25,421	150,314
	외래	O.P	199,626	333,980	3,061,332	22,895,374	14,179,043	144,036	243,062
291	계	S.T	5	15	819	11,886	10,439	2	103
	입원	I.P	1	1	1	296	231	1	101
	외래	O.P	4	14	818	11,590	10,208	1	2
292	계	S.T	72,276	127,568	1,344,757	7,496,289	6,013,256	51,464	91,587
	입원	I.P	4,093	15,155	19,121	679,046	547,420	3,764	14,275
	외래	O.P	68,451	112,413	1,325,636	6,817,243	5,465,836	47,936	77,312
293	계	S.T	45	61	162	10,218	6,852	27	48
	입원	I.P	6	12	37	4,850	3,727	7	14
	외래	O.P	43	49	125	5,368	3,124	24	34
294	계	S.T	7	7	196	470	330	2	2
	입원	I.P	-	-	-	-	-	-	-
	외래	O.P	7	7	196	470	330	2	2
295	계	S.T	-	-	60	170	118	-	-
	입원	I.P	-	-	-	-	-	-	-
	외래	O.P	-	-	60	170	118	-	-
296	계	S.T	2	2	65	404	352	5	6
	입원	I.P	-	-	-	-	-	-	-
	외래	O.P	2	2	65	404	352	5	6
297	계	S.T	216,190	590,873	1,747,486	173,014,559	152,918,764	201,353	538,429
	입원	I.P	16,532	236,262	800,664	127,746,280	115,060,201	12,533	190,955
	외래	O.P	204,752	354,611	946,822	45,268,279	37,858,563	192,596	347,474
298	계	S.T	120,784	400,010	6,085,821	88,778,121	73,349,841	107,664	360,787
	입원	I.P	1,978	27,618	53,151	20,722,785	18,050,283	1,394	21,635
	외래	O.P	120,164	372,392	6,032,670	68,055,336	55,299,558	107,121	339,152
기타	계	S.T	496,379	923,027	15,423,468	115,322,006	94,203,320	351,894	721,367
	입원	I.P	20,846	175,559	254,197	53,925,329	45,796,362	20,897	188,905
	외래	O.P	482,601	747,468	15,169,271	61,396,678	48,406,958	337,702	532,462

주 : 진료일 기준 (한의원류 제외, 요양급여일수, 진료비와 급여비는 약국포함)

연령별 진료현황(총계) <계속>

Disease Categories by Age(Total) <Cont'd>

(단위 : 명, 일, 천원)

Unit : Person, Day, KRW 1,000

74 세			75 세이상				
요양급여일수 Reimbursed Days	진료비 Medical Expense	급여비 Benefit	진료실인원수 Patients	입내원일수 Visits	요양급여일수 Reimbursed Days	진료비 Medical Expense	급여비 Benefit
3,118,476	62,685,651	45,130,424	397,110	1,505,787	5,847,133	116,815,869	83,424,591
188,833	31,711,481	24,064,575	21,794	212,766	352,019	56,548,692	42,675,039
2,929,643	30,974,170	21,065,850	388,557	1,293,021	5,495,114	60,267,179	40,749,551
212,261	4,800,345	3,442,382	65,950	107,404	340,131	8,213,587	6,013,897
2,779	742,262	573,884	809	3,671	7,748	2,311,919	1,776,543
209,482	4,058,083	2,868,499	65,425	103,733	332,383	5,901,669	4,237,353
247,332	11,557,496	8,498,960	29,543	178,797	428,128	22,999,068	17,315,419
21,755	6,647,314	5,168,156	1,766	42,121	52,807	15,283,750	12,009,107
225,577	4,910,182	3,330,804	29,098	136,676	375,321	7,715,318	5,306,313
10,554	1,629,723	1,250,820	2,158	13,484	39,883	7,345,551	5,603,051
4,357	1,592,044	1,228,619	1,739	12,561	21,158	7,204,251	5,517,192
6,197	37,679	22,200	508	923	18,725	141,300	85,859
48,218	3,214,544	2,429,897	9,240	28,626	90,891	10,583,524	8,085,612
9,297	2,785,468	2,156,058	2,009	18,424	28,588	9,984,758	7,702,072
38,921	429,076	273,839	7,632	10,202	62,303	598,766	383,541
5	95	47	7	17	227	1,670	734
-	-	-	-	-	-	-	-
5	95	47	7	17	227	1,670	734
188,814	2,224,933	1,593,811	18,297	39,026	311,474	4,690,193	3,450,817
6,631	1,268,616	976,439	1,661	6,908	12,916	3,178,500	2,420,589
182,183	956,317	617,372	16,855	32,118	298,558	1,511,691	1,030,229
470,946	35,092,162	27,776,984	92,379	277,844	969,572	77,757,230	61,417,066
98,748	28,458,526	23,060,352	8,192	140,474	242,223	66,393,524	53,198,222
372,198	6,633,637	4,716,632	87,481	137,370	727,349	11,363,707	8,218,842
56,342	654,467	493,391	4,236	27,040	172,818	2,225,791	1,639,336
3,218	401,420	306,604	210	14,033	15,632	1,485,758	1,097,051
53,124	253,047	186,787	4,050	13,007	157,186	740,035	542,287
2,448,842	25,407,477	16,924,939	295,863	881,491	4,176,904	45,829,567	31,548,048
206,767	8,266,522	6,411,131	83,180	529,197	654,905	19,468,313	15,330,269
2,242,075	17,140,955	10,513,807	221,737	352,294	3,521,999	26,361,254	16,217,777
245	59,001	51,694	3	62	76	5,518	4,825
101	57,267	50,158	1	59	59	5,400	4,778
144	1,734	1,537	2	3	17	118	47
884,576	5,192,962	4,143,381	86,374	197,823	1,276,757	11,200,729	8,803,343
17,473	541,327	442,226	13,777	80,867	92,793	4,105,114	3,307,346
867,103	4,651,635	3,701,156	73,125	116,956	1,183,964	7,095,615	5,495,997
189	9,497	6,647	22	39	194	7,005	4,760
37	5,920	4,726	7	15	31	5,151	3,757
152	3,577	1,921	15	24	163	1,854	1,004
17	104	73	-	-	163	458	321
-	-	-	-	-	-	-	-
17	104	73	-	-	163	458	321
8	48	34	-	-	-	-	-
-	-	-	-	-	-	-	-
8	48	34	-	-	-	-	-
105	475	201	3	9	35	655	297
-	-	-	-	-	-	-	-
105	475	201	3	9	35	655	297
1,440,283	145,148,225	127,194,207	490,020	1,295,548	2,744,010	284,015,354	240,886,585
615,293	100,782,613	91,217,708	24,933	399,658	959,982	178,005,651	158,928,010
824,990	44,365,612	35,976,499	471,348	895,890	1,784,028	106,009,702	81,958,576
4,775,175	57,953,872	46,005,179	193,757	621,650	7,774,297	69,843,116	51,269,354
39,604	10,750,306	9,115,266	2,498	48,615	67,025	10,510,585	8,418,167
4,735,571	47,203,566	36,889,913	192,222	573,035	7,707,272	59,332,534	42,851,189
12,608,693	106,617,517	87,449,119	614,463	1,822,248	25,980,653	376,504,985	309,078,881
266,930	59,319,198	50,170,472	92,556	977,510	1,297,559	286,737,557	239,715,599
12,341,763	47,298,319	37,278,647	545,590	844,738	24,683,094	89,767,428	69,363,280

Note : Based on the Treatment Month (excluding herbal medicine, including pharmacy in Reimbursed Days, Medical Expense and Benefit)

제VI-3표
Table VI-3

질병소분류별 다빈도
Benefits by Frequency

순위 Rank	상병 기호 I.C.D	상 병 명 Diseases	진료실인원수 Patients	입내원일수 Visits	요양급여일수 Reimbursed Days	진료비 Medical Expense	급여비 Benefit
1	K05	치은염 및 치주 질환	19,015,168	41,065,077	74,185,653	2,259,109,102	1,578,126,838
2	J20	급성 기관지염	17,211,489	61,457,562	311,250,817	2,183,028,394	1,626,077,265
3	U07	U 0 7 의 응급 사용	8,006,456	13,401,346	57,439,695	1,177,685,880	972,773,380
4	J30	혈관 운동성 및 앨러지성 비염	7,482,530	18,087,254	135,608,489	688,458,103	501,622,211
5	I10	본태성 (원발성) 고혈압	7,205,291	48,068,098	1,923,369,268	4,413,899,995	3,156,682,200
6	J06	다발성 및 상해 불명 부위의 급성 상기도 감염	6,247,093	11,911,981	64,216,690	423,718,905	311,220,346
7	K02	치아 우식	6,234,536	10,691,804	13,443,377	612,126,508	433,874,437
8	M54	등통증	5,723,313	24,176,105	119,713,310	1,541,007,961	1,099,214,448
9	K29	위염 및 십이지장염	5,161,749	8,794,957	104,558,986	584,445,477	405,890,861
10	J02	급성 인두염	5,015,203	9,785,366	49,938,714	348,924,834	257,938,188
11	J03	급성 편도염	4,972,574	9,772,076	47,892,839	376,596,422	278,760,099
12	K21	위식도 역류병	4,792,494	9,586,445	166,688,282	713,408,126	493,517,390
13	J00	급성 비인두염 [감기]	4,611,281	9,143,869	50,169,451	295,427,316	220,858,147
14	H10	결막염	4,475,273	7,430,602	29,263,695	360,021,654	261,242,301
15	A09	감염성 및 상해 불명 기관의 기타 위장염 및 결장염	4,389,408	7,772,714	39,756,322	570,177,482	411,662,637
16	L23	앨러지성 접촉 피부염	4,198,381	8,161,344	55,979,036	288,956,414	211,911,985
17	J01	급성 부비동염	4,130,030	10,795,702	59,002,073	426,302,747	313,688,499
18	E11	2형 당뇨병	3,475,452	23,333,133	889,907,740	3,166,399,746	2,209,979,152
19	K04	치수 및 근단 주위 조직의 질환	3,374,179	10,646,242	17,541,344	581,169,659	408,847,938
20	J04	급성 후두염 및 기관염	3,249,110	6,185,185	34,104,980	237,787,734	174,113,289
21	M17	류관절증	3,182,168	19,925,559	176,491,743	2,030,451,162	1,434,681,720
22	M79	달리 분류되지 않은 기타 연조직 장애	3,166,275	7,155,709	41,614,709	305,625,530	215,509,525
23	E78	지질 단백질 대사 장애 및 기타 지질증	3,041,384	9,974,814	543,386,926	1,053,053,428	730,713,848
24	H04	눈물계통의 장애	2,707,069	4,871,138	29,454,827	348,646,745	247,617,609
25	R10	복부 및 골반 통증	2,636,598	4,061,669	30,037,018	515,243,522	326,331,031
26	H52	굴절 및 조절의 장애	2,564,451	3,828,407	11,154,690	282,242,570	198,372,416
27	M75	어깨 병변	2,419,231	11,880,746	63,471,260	937,747,984	664,255,402
28	J40	급성 인지만 성인지명시되지 않은 기관지염	2,383,037	4,885,415	27,842,313	215,252,807	154,329,243
29	L50	두드러기	2,295,383	4,462,426	45,441,220	186,562,854	130,811,213
30	J10	확인된 계절성 인플루엔자 바이러스에 의한 인플루엔자	2,232,519	3,311,237	14,828,158	245,645,247	193,480,270
31	J32	만성 부비동염	2,205,562	5,578,625	29,653,505	317,151,889	226,014,721
32	S33	요추 및 골반의 관절 및 인대의 탈구, 염좌 및 긴장	2,173,067	6,246,659	26,722,204	366,109,282	259,305,420
33	S93	발목 및 발 부위의 관절 및 인대의 탈구, 염좌 및 긴장	2,075,536	5,305,196	17,948,020	314,326,318	217,677,782
34	K03	치아 구조적 기타 질환	2,016,158	3,006,533	4,828,395	171,136,038	120,066,429
35	B35	백선증	2,011,772	4,644,225	39,823,705	219,481,400	157,847,809
36	M51	기타 추간판 장애	1,935,453	10,206,496	71,960,104	961,958,822	671,151,773
37	K59	기타 기능성 장 장애	1,908,373	3,221,652	34,279,895	227,443,165	157,231,474
38	K00	치아의 발육 및 맹출 장애	1,898,284	3,428,584	3,943,727	130,613,552	94,381,927
39	M48	기타 척추 병증	1,880,555	11,624,432	94,514,166	1,029,002,939	737,746,453
40	Z11	감염성 및 기생충성 질환에 대한 특수 선별 검사	1,878,003	3,455,286	7,610,117	119,195,826	88,500,976
41	M65	윤활막염 및 힘줄 윤활막염	1,812,759	5,200,641	27,509,313	268,887,373	188,711,305
42	N30	방광염	1,686,149	3,745,651	29,613,853	233,664,704	163,270,108
43	H60	외이염	1,648,506	3,416,236	11,286,871	101,463,456	74,535,307
44	H00	맥립종 및 콩다래끼	1,589,200	2,633,246	11,079,598	127,220,307	90,206,087
45	L30	기타 피부 병	1,582,036	2,852,207	23,365,908	125,281,066	84,498,817
46	S63	손목 및 손 부위의 관절 및 인대의 탈구, 염좌 및 긴장	1,567,504	3,283,523	12,281,843	169,324,224	117,715,721
47	M25	달리 분류되지 않은 기타 관절 장애	1,559,476	4,272,814	26,041,642	246,168,212	171,042,301
48	K08	치아 및 지구 조직의 기타 장애	1,536,662	4,119,106	8,099,206	1,735,361,834	1,219,354,963
49	N40	전립선 증식증	1,530,488	6,752,848	276,614,862	789,777,266	533,873,587
50	K63	장외기타 질환	1,522,643	2,214,487	16,778,277	797,700,010	531,626,368

주 : 진료일 기준 (한의원류 제외, 요양급여일수, 진료비와 급여비는 약국포함)

상병 진료현황(계)

of Disease(Total)

(단위 : 명, 일, 천원)

Unit : Person, Day, KRW 1,000

순위 Rank	상병 기호 I.C.D	상병명 Diseases	진료실인원수 Patients	입내원일수 Visits	요양급여일수 Reimbursed Days	진료비 Medical Expense	급여비 Benefit
51	M77	기 타 골 부 착 부 병 증	1,455,809	4,906,827	25,674,015	243,469,989	169,170,260
52	H16	각 막	1,432,724	2,640,211	11,364,887	164,691,948	115,590,524
53	H66	화 농 성 및 상 세 불 명 의 중 이 염	1,394,979	5,020,105	23,758,105	202,369,393	153,254,164
54	K58	과 민 대 장 증 후 군	1,383,293	2,174,414	17,366,972	186,902,332	128,250,217
55	Z46	기타장치의부착및조정을위하여보건서비스와접하고있는사람	1,368,129	1,966,258	2,189,226	134,569,646	96,090,545
56	H35	기 타 망 막 장 애	1,355,487	3,225,191	30,711,652	669,359,313	501,957,277
57	J11	바 이 러 스 가 확 인 되 지 않 은 인 플 루 엔 자	1,354,153	1,878,911	8,795,772	105,940,107	79,196,018
58	L02	피 부 의 농 양 , 종 기 및 큰 종 기	1,318,578	2,844,056	15,012,268	122,248,062	86,746,845
59	K01	매 물 치 및 매 복 치	1,303,476	2,580,526	6,437,335	193,061,099	130,098,578
60	L24	자 극 물 접 촉 피 부 염	1,263,954	2,112,248	13,485,697	73,775,287	53,252,665
61	M81	병 적 골 절 이 없 는 골 다 공 증	1,209,778	3,424,835	111,884,601	340,197,252	233,653,694
62	M47	척 추	1,201,230	5,417,852	29,391,046	409,409,991	294,684,843
63	J34	코 및 비 동 의 기 타 장 애	1,196,484	2,462,263	13,769,122	179,254,342	122,748,593
64	N76	질 및 외 음 부 의 기 타 염 증	1,193,519	2,184,788	12,126,128	163,820,363	111,552,792
65	M19	기 타 관 절 증	1,185,844	3,619,301	49,906,701	341,075,482	229,483,912
66	H40	녹 내 장	1,182,759	3,321,513	24,809,454	492,550,690	323,994,531
67	H25	노 년 백 내 장	1,181,765	3,398,546	13,259,242	788,337,913	610,093,423
68	L03	연 조 직 염	1,171,320	2,651,575	12,244,675	157,372,602	112,600,344
69	K52	기 타 비 감 염 성 위 장 염 및 결 장 염	1,167,247	1,674,295	8,790,579	82,507,595	59,076,513
70	K07	치 아 얼 굴 이 상 [부 정 교 합 포 함]	1,163,437	2,078,648	6,200,851	97,857,353	66,991,822
71	H81	전 정 기 능 의 장 애	1,159,396	2,818,818	36,249,881	347,603,088	233,541,711
72	R51	두 통	1,070,429	1,774,047	21,675,428	182,911,252	106,947,580
73	N72	자 궁 경 부 의 염 증 성 질 환	1,061,609	1,843,709	9,663,965	153,052,462	103,832,306
74	M13	기 타 관 절 염	1,044,217	3,123,164	30,803,235	194,356,264	138,968,733
75	J45	천 식	1,033,111	3,091,473	45,975,572	271,499,902	188,709,978
76	J21	급 성 세 기 관 지 염	1,020,754	2,867,409	14,098,790	130,302,496	102,236,969
77	R07	목 구 명 및 가 숨 의 통 증	991,771	1,731,235	28,434,439	263,023,603	163,749,662
78	R42	어 지 럼 증 및 어 지 럼	990,962	1,783,279	24,543,252	241,413,593	150,307,610
79	R50	기 타 및 원 인 미 상 의 열	978,562	1,652,903	6,148,445	168,081,005	120,038,149
80	F32	우 울 에 피 소 드	974,019	7,704,317	142,476,775	626,392,899	474,707,210
81	M50	경 추 간 판 장 애	971,773	4,571,020	26,764,753	363,995,555	253,039,151
82	L20	아 토 피 성 피 부 염	963,417	2,350,153	21,336,685	222,206,945	179,788,697
83	J18	상 세 불 명 병 원 체 의 폐 염	951,244	4,891,143	17,581,586	969,350,121	767,099,704
84	Z20	전 염 성 질 환 에 접 촉 및 노 출	938,416	1,360,014	4,505,411	65,126,243	49,845,319
85	S13	목부위의관절및인대의탈구, 염좌및긴장	909,455	2,353,036	9,049,966	130,316,709	91,607,174
86	K12	구 내 염 및 관 련 병 변	901,015	1,449,892	6,002,058	50,885,972	37,206,448
87	B00	헤르페스바이러스[단순헤르페스]감염	887,234	1,368,495	7,609,391	61,480,946	44,492,882
88	S83	무릎의관절및인대의탈구, 염좌및긴장	864,450	3,057,282	13,011,708	295,975,766	201,578,057
89	G47	수 면 장 애	832,615	2,837,904	62,131,296	215,579,059	157,172,643
90	F41	기 타 불 안 장 애	827,114	4,839,364	97,108,146	325,341,850	245,034,679
91	S02	두 개 골 및 안 면 골 의 골 절	803,813	1,521,923	2,820,554	132,344,010	90,339,573
92	S61	손 목 및 손 의 열 린 상 처	803,070	2,558,710	6,539,743	126,440,513	83,187,196
93	K76	간 의 기 타 질 환	795,541	1,315,731	23,998,436	169,408,189	114,263,322
94	L21	지 루 피 부 염	794,787	1,563,798	12,380,655	57,204,695	40,888,199
95	K30	기 능 성 소 화 불 량	778,465	1,191,616	13,114,015	75,147,207	51,216,842
96	J31	만 성 비 염 , 비 인 두 염 및 인 두 염	769,943	1,583,671	8,661,337	61,507,856	44,389,617
97	B02	대 상 포 진	747,905	2,077,971	12,367,550	172,468,891	122,376,994
98	N95	폐 경 및 기 타 폐 경 전 후 장 애	732,080	2,212,640	104,399,658	133,084,370	88,511,767
99	H61	외 이 의 기 타 장 애	716,760	1,058,299	2,912,540	48,547,982	34,950,607
100	B37	칸 디 다 증	713,108	1,248,216	6,945,393	87,341,097	60,904,679

Note : Based on the Treatment Month (excluding herbal medicine, including pharmacy in Reimbursed Days, Medical Expense and Benefit)

제VI-3표
Table VI-3

질병소분류별 다빈도
Benefits by Frequency

순위 Rank	상병 기호 I.C.D	상 병 명 Diseases	진료실인원수 Patients	입내원일수 Visits	요양급여일수 Reimbursed Days	진료비 Medical Expense	급여비 Benefit
101	I20	협심증	703,268	2,714,022	175,541,766	1,051,971,100	796,647,102
102	N93	기타 이상 자궁 및 질 출혈	673,453	1,045,288	4,954,640	140,443,474	92,164,820
103	S23	흉곽의 관절 및 인대의 탈구, 염좌 및 긴장	665,131	1,133,793	5,425,036	61,253,639	42,745,243
104	S43	견갑대의 관절 및 인대의 탈구, 염좌 및 긴장	663,482	1,961,679	7,836,171	116,196,707	82,189,182
105	J38	달리 분류되지 않은 성대 및 후두의 질환	654,094	1,179,627	8,268,162	88,998,174	61,129,982
106	J22	상세 불명의 급성 하기도 감염	650,246	1,365,357	7,317,586	47,847,454	35,296,991
107	E03	기타 갑상선 기능 저하증	629,174	2,407,207	136,212,440	208,583,530	137,842,805
108	H65	비화농성 중이염	627,026	1,642,257	7,732,461	76,125,515	54,834,866
109	K25	위궤양	626,473	1,268,885	20,188,085	157,827,340	112,304,622
110	F00	알츠하이머병에서의 치매 (G30. - +)	621,034	23,698,504	135,421,722	2,312,536,372	1,723,239,056
111	T85	기타내부인공삽입장치, 삽입물 및 이식편의 합병증	620,979	818,114	1,305,780	65,578,144	48,671,668
112	D25	자궁의 평활근 증식	618,942	1,331,886	10,831,998	359,563,227	234,030,450
113	K64	치핵 및 항문 주위 정맥 혈전증	616,900	1,709,609	11,670,583	269,258,688	198,092,959
114	R11	구역 및 구토	615,310	832,605	4,585,243	48,624,922	33,704,778
115	H01	눈꺼풀의 기타 염증	615,157	1,013,469	4,480,296	59,664,194	41,512,789
116	B08	달리 분류되지 않은 피부 및 점막 병변이 특징인 기타 바이러스 감염	613,683	1,293,859	4,694,984	55,546,341	45,844,292
117	L08	피부 및 피하 조직의 기타 소감염	603,818	1,061,436	5,594,945	41,261,349	29,443,376
118	N31	달리 분류되지 않은 방광의 신경근육 기능 장애	603,224	1,702,031	59,782,155	171,672,717	116,881,948
119	J36	편도 주위 농양	601,918	1,144,483	5,410,657	50,475,587	36,809,655
120	H11	결막의 기타 장애	589,353	868,949	3,762,767	59,763,581	41,264,810
121	G43	편두통	580,292	1,302,122	21,768,488	112,768,122	73,446,607
122	L04	급성 림프절염	559,358	946,615	4,612,700	40,054,594	28,670,982
123	A04	기타 세균성 장 감염	559,269	965,688	4,925,638	97,842,166	74,962,537
124	R05	기침	548,933	970,158	10,063,838	73,715,987	42,881,452
125	N64	유방의 기타 장애	547,783	725,218	2,758,178	96,932,029	59,242,840
126	G44	기타 두통 증후군	543,750	1,067,957	15,520,253	123,538,345	75,425,813
127	D12	결장, 직장, 항문 및 항문관의 양성 신 생물	540,274	885,531	9,890,911	221,204,571	145,029,413
128	M10	통풍	532,785	1,904,363	59,078,967	129,924,074	87,891,798
129	L25	상세 불명의 접촉 피부염	530,503	879,807	5,687,066	30,830,571	21,986,711
130	Z29	기타 예방적 조치의 필요	528,881	682,071	977,410	65,534,162	54,494,481
131	I63	뇌경색증	528,440	8,832,865	137,067,863	2,077,334,674	1,581,124,720
132	H90	전음성 및 감각 신경성 청력 소실	511,095	894,385	6,575,440	100,295,600	62,796,279
133	E04	기타 비독성 고지혈증	511,078	1,048,435	19,953,200	103,654,493	59,613,135
134	S01	머리의 열린 상처	506,839	1,441,372	3,378,643	97,796,559	60,500,991
135	N34	요도염 및 요도 증후군	501,892	1,096,070	6,372,158	93,008,908	65,199,735
136	T14	상세 불명의 신체 부위의 손상	500,717	900,312	2,942,122	48,752,845	31,987,167
137	D23	피부의 기타 양성 신 생물	488,546	1,028,839	2,663,382	75,689,048	49,958,950
138	J39	상기도의 기타 질환	468,517	909,569	4,840,360	52,038,806	36,588,893
139	J35	편도 및 아데노이드의 만성 질환	465,510	893,352	4,135,158	74,819,484	54,914,736
140	N91	무월경, 소량 및 희발 월경	464,930	687,389	3,072,785	72,483,105	48,118,118
141	H36	달리 분류된 질환에서의 망막 장애	459,572	1,207,814	32,327,637	184,150,834	117,610,982
142	E14	상세 불명의 당뇨병	457,151	2,279,981	86,996,686	357,879,402	248,609,517
143	B07	바이러스 사마귀	455,372	1,367,258	2,371,809	93,864,624	65,811,740
144	R73	혈당치상	447,582	732,051	18,654,443	59,409,955	38,903,436
145	L28	만성 단순태선 및 가려움 발진	442,421	916,988	8,283,734	44,314,072	30,173,753
146	B18	만성 바이러스 간염	442,218	1,709,548	78,327,607	435,601,913	280,577,789
147	K75	기타 염증성 간 질환	436,851	1,126,788	29,788,261	185,011,193	129,750,901
148	H26	기타 백내장	435,888	1,005,803	5,312,976	277,188,198	197,680,722
149	N39	비뇨계통의 기타 장애	434,380	1,347,587	13,506,587	255,284,346	190,094,227
150	S22	늑골, 흉골 및 흉추의 골절	430,773	2,241,331	13,039,005	306,114,208	217,710,633

주 : 진료일 기준 (한의학 제외, 요양급여일수, 진료비와 급여비는 약국포함)

상병 진료현황(계) <계속>

of Disease(Total) <Cont'd>

(단위 : 명, 일, 천원)

Unit : Person, Day, KRW 1,000

순위 Rank	상병 기호 I.C.D	상 병 명 Diseases	진료실인원수 Patients	입내원일수 Visits	요양급여일수 Reimbursed Days	진료비 Medical Expense	급여비 Benefit
151	L29	가 려 움	430,597	737,793	6,412,391	30,497,680	21,827,490
152	T15	외 안 의 이 물	421,273	602,152	1,750,294	39,548,501	27,757,316
153	N63	유 방 의 상 세 불 명 의 덩 이	419,158	663,699	2,119,218	95,843,231	58,105,914
154	Z34	정 상 임 신 의 관 리	417,460	3,144,509	9,104,068	350,704,971	291,522,463
155	Z03	의심되는질병및병태를위한의학적관찰및평가	414,987	839,007	5,117,847	93,465,904	58,897,564
156	M62	근 육 의 기 타 장 애	413,161	1,022,819	4,840,789	59,704,668	42,699,870
157	N92	과 다 , 빈 발 및 불 규 칙 월 경	411,723	612,998	2,328,504	69,666,408	45,552,313
158	S60	손 목 및 손 의 표 재 성 손 상	408,622	625,851	2,141,912	32,753,360	21,562,754
159	C73	갑 상 선 의 악 성 신 생 물	407,984	1,821,877	115,494,184	395,400,084	318,332,566
160	H93	달 리 분 류 되 지 않 은 귀 의 기 타 장 애	407,967	894,083	10,887,597	66,164,895	42,670,617
161	F51	비 기 질 성 수 면 장 애	406,264	2,030,762	44,668,039	106,513,756	80,234,820
162	J37	만 성 후 두 염 및 후 두 기 관 염	404,554	808,879	5,873,533	41,252,418	28,029,000
163	S80	아 래 다 리 의 표 재 성 손 상	403,954	787,171	3,077,037	40,433,308	27,386,404
164	S92	발 목 을 제 외 한 발 의 골 절	400,735	2,321,924	7,167,540	232,469,642	163,310,342
165	S90	발 목 및 발 의 표 재 성 손 상	389,394	601,898	2,202,373	31,206,309	20,618,516
166	D24	유 방 의 양 성 신 생 물	387,054	704,919	2,228,231	95,989,866	57,018,907
167	S00	머 리 의 표 재 성 손 상	386,399	600,904	1,536,327	35,728,585	22,745,051
168	I67	기 타 뇌 혈 관 질 환	384,666	1,549,843	51,657,590	546,056,663	414,594,039
169	M53	달 리 분 류 되 지 않 은 기 타 등 병 증	384,334	1,169,677	5,352,723	79,169,785	56,464,754
170	M72	섬 유 모 세 포 장 애	375,795	1,231,997	6,397,327	69,120,489	49,194,335
171	D50	철 결 핏 빈 혈	365,532	726,795	19,256,399	55,733,864	39,008,201
172	R94	기 능 검 사 의 이 상 결 과	362,406	634,789	12,422,597	71,877,759	41,477,572
173	S62	손 목 및 손 부 위 의 골 절	350,869	1,992,221	5,279,669	183,739,898	128,289,106
174	A08	바 이 러 스 성 및 기 타 명 시 된 장 감 염	350,465	562,037	2,476,821	40,343,953	32,785,575
175	M76	발 을 제 외 한 다 리 의 골 부 착 부 병 증	343,199	894,157	4,256,015	39,760,020	27,587,044
176	H19	달 리 분 류 된 질 환 에 서 의 공 막 및 각 막 의 장 애	341,950	628,506	2,848,489	40,940,760	28,883,667
177	F06	뇌손상, 뇌기능이상및신체질환에의한기타정신장애	341,076	1,180,880	49,778,588	155,257,071	104,291,112
178	Z96	기 타 기 능 성 삽 입 물 의 존 재	340,809	956,484	4,132,473	74,600,023	51,337,733
179	N94	여성생식기관및월경주기와관련된통증및기타병태	331,806	516,685	2,347,552	40,570,102	26,471,329
180	N18	만 성 신 장 병	325,924	11,796,536	88,226,334	2,667,123,090	2,328,264,878
181	L85	기 타 표 피 의 비 후	324,976	588,216	3,380,459	18,931,239	13,445,030
182	H91	기 타 청 력 소 실	322,651	767,196	5,079,697	89,909,909	55,788,025
183	L72	피 부 및 피 하 조 직 의 모 낭 낭	319,075	920,779	2,533,080	65,253,908	43,596,291
184	J42	상 세 불 명 의 만 성 기 관 지 염	315,407	676,393	6,119,107	35,319,619	24,936,990
185	S53	팔꿈 치의관절및인대의탈구, 염좌및 긴장	314,376	776,359	2,897,696	45,098,695	31,764,189
186	I11	고 혈 압 성 심 장 병	313,822	1,271,041	75,002,712	201,905,352	134,207,443
187	R91	폐 의 진 단 영 상 검 사 상 이 상 소 견	308,562	615,224	2,955,136	75,145,592	41,246,338
188	J41	단 순 성 및 점 액 화 농 성 만 성 기 관 지 염	307,453	623,736	4,099,792	24,050,069	17,745,528
189	L84	티 눈 및 균 은 살	304,480	715,923	1,780,744	42,748,435	30,153,370
190	N60	양 성 유 방 형 성 이 상	302,314	492,889	1,755,038	62,805,115	35,216,974
191	N20	신 장 및 요 관 의 결 석	302,266	929,184	9,649,310	406,835,111	277,471,657
192	H43	유 리 체 의 장 애	302,147	489,730	3,234,556	72,637,424	51,058,023
193	H02	눈 껍 풀 의 기 타 장 애	300,718	779,442	3,065,466	83,584,005	58,289,118
194	R52	달 리 분 류 되 지 않 은 통 증	299,368	541,391	5,720,160	36,889,591	22,477,223
195	R68	기 타 전 신 증 상 및 징 후	296,016	392,913	1,313,763	15,526,420	10,225,231
196	M23	무 를 의 내 부 장 애	288,143	1,286,609	10,742,444	186,596,474	129,051,733
197	R31	상 세 불 명 의 혈 뇨 동	286,841	640,332	7,276,690	85,081,139	50,039,464
198	I48	심 방 세 동 및 조 동	280,793	1,270,993	73,330,492	493,141,412	372,638,266
199	S06	두 개 내 손 상	279,940	1,707,890	8,905,537	486,846,813	382,531,694
200	R00	심 장 박 동 의 이 상	278,827	498,661	8,212,810	60,962,290	36,994,673

Note : Based on the Treatment Month (excluding herbal medicine, including pharmacy in Reimbursed Days, Medical Expense and Benefit)

제VI-3표
Table VI-3

질병소분류별 다빈도
Benefits by Frequency

순위 Rank	상병 기호 I.C.D	상 병 명 Diseases	진료실인원수 Patients	입내원일수 Visits	요양급여일수 Reimbursed Days	진료비 Medical Expense	급여비 Benefit
201	G31	달리분류되지않은신경계통의기타퇴행성질환	276,656	901,183	37,025,245	95,138,968	69,825,434
202	R06	호흡의이상	269,784	558,329	6,112,735	94,707,812	60,815,694
203	I25	만성허혈심장병	269,290	930,366	62,735,453	398,948,953	302,385,624
204	K80	담석증	262,333	1,349,897	17,611,057	613,963,996	443,400,735
205	L01	농가진	262,227	415,614	2,110,277	14,819,382	10,957,090
206	M43	기타변형성등병증	258,520	1,216,767	13,825,559	176,187,183	124,218,570
207	E05	갑상선독증[갑상선기능항진증]	257,633	1,245,867	46,117,854	113,645,956	68,713,194
208	L73	기타모낭장애	253,210	540,056	5,229,162	24,438,788	17,104,731
209	J98	기타호흡장애	252,646	514,008	3,326,705	76,976,977	47,514,921
210	C50	유방의악성신생물	251,135	4,336,855	60,969,128	1,556,123,464	1,383,909,852
211	N41	전립선의염증성질환	249,198	772,340	10,329,833	82,866,066	57,767,196
212	M67	윤활막및힘줄의기타장애	249,123	562,605	2,619,985	41,672,866	29,051,275
213	I73	기타말초혈관질환	248,189	607,551	20,734,720	65,877,513	47,242,607
214	S52	아래팔의골절	247,510	2,295,020	7,882,766	354,541,645	254,308,965
215	Z71	달리분류되-의학적견고를위해보건서비스와접하고있는사	246,543	350,407	1,451,914	20,358,954	15,469,415
216	E55	비타민D결핍	245,039	429,061	18,112,951	33,736,163	22,001,656
217	I83	하지의정맥류	244,406	627,913	12,818,368	69,313,123	49,574,632
218	L60	손발톱장애	241,681	654,316	2,472,356	29,393,038	19,903,815
219	S20	흉부의표재성손상	236,839	355,803	1,825,207	22,158,543	14,683,860
220	J15	달리분류되지않은세균성폐렴	234,301	974,498	3,430,558	159,515,845	126,006,685
221	F43	심한스트레스에대한반응및적응장애	234,031	1,088,596	20,105,633	97,651,149	69,726,955
222	M15	다발관절증	233,698	695,321	14,966,563	54,760,873	35,950,694
223	T16	귀의이물	231,704	301,364	766,988	13,368,124	9,521,217
224	S82	발목을포함한아래다리의골절	230,870	2,389,509	7,430,277	405,188,446	294,066,195
225	B34	상세불명부위의바이러스감염	228,199	399,167	1,768,018	49,068,752	38,644,879
226	S32	요추및골반의골절	226,198	2,119,791	14,265,384	356,297,757	256,332,497
227	K26	십이지장궤양	224,733	437,015	6,594,805	71,358,622	51,072,947
228	R04	기도출혈	223,284	416,089	1,970,976	50,402,851	34,932,498
229	S91	발목및발의열린상처	222,459	629,331	1,713,231	30,392,847	20,732,624
230	G56	팔의단일신경병증	220,199	765,005	6,159,336	80,705,181	55,156,200
231	R60	달리분류되지않은부종	215,027	414,224	6,643,182	37,973,745	24,508,878
232	N86	자궁경부의미란및외반	212,425	366,020	1,803,859	35,141,792	24,217,240
233	K31	위및십이지장의기타질환	210,537	412,757	5,348,890	65,653,279	43,105,195
234	F90	운동장애	209,818	1,663,879	35,773,835	186,336,809	137,087,002
235	Z00	호소증상및보고된진단명이없는사람의일반적검사및조사	209,733	282,227	5,189,934	26,726,879	17,051,846
236	D13	기타및부위불명의소화계통의양성신생물	201,328	559,572	5,290,857	127,659,869	81,860,185
237	E30	달리분류되지않은사춘기의장애	200,770	1,006,388	1,994,845	110,249,706	63,090,884
238	T23	손목및손의화상및부식	200,660	682,228	1,323,018	54,890,302	38,014,329
239	L91	피부의비대성장애	199,873	570,682	1,438,317	25,290,456	17,137,007
240	N80	자궁내막증	199,588	518,678	12,651,147	127,976,202	80,790,180
241	Z38	출산장소에따른생존출생	198,678	1,009,529	1,047,993	97,743,344	96,411,430
242	R19	소화계통및복부의기타증상및징후	198,465	310,041	2,373,925	36,244,436	21,335,457
243	S81	아래다리의열린상처	196,324	689,886	1,789,328	36,934,029	25,199,300
244	E07	갑상선의기타장애	194,128	297,237	6,357,342	28,922,146	18,856,995
245	K27	상세불명부위의소화성궤양	192,363	352,812	4,370,221	20,025,600	14,370,037
246	J44	기타만성폐색성폐질환	188,869	1,070,430	22,943,793	210,652,394	148,926,029
247	T78	달리분류되지않은후해작용	188,438	334,335	3,996,355	33,107,593	20,901,526
248	Z98	기타수술후상태	188,086	566,316	2,322,135	32,357,018	22,001,048
249	K82	담낭의기타질환	185,645	364,061	3,764,967	80,610,953	51,264,049
250	A63	달리분류되지않은기타주로성행위로전파되는질환	181,712	313,013	1,397,564	33,833,113	23,440,239

주 : 진료일 기준 (한의학분류 제외, 요양급여일수, 진료비와 급여비는 약국포함)

상병 진료현황(계) <계속>

of Disease(Total) <Cont'd>

(단위 : 명, 일, 천원)

Unit : Person, Day, KRW 1,000

순위 Rank	상병 기호 I.C.D	상 병 명 Diseases	진료실인원수 Patients	입내원일수 Visits	요양급여일수 Reimbursed Days	진료비 Medical Expense	급여비 Benefit
251	H68	귀 인 두 관 염 및 귀 인 두 관 폐 색	181,648	324,173	1,505,338	14,104,203	10,060,119
252	K92	소 화 계 통 부 기 타 질 환	179,294	448,384	4,350,982	117,803,070	84,673,368
253	I50	심 부 전	177,461	1,141,780	31,490,913	352,776,442	266,452,398
254	D64	기 타 빈 혈	176,738	378,711	7,824,652	49,524,841	32,741,012
255	L63	원 형 탈 모 증	175,030	847,999	2,974,049	39,382,855	26,212,995
256	D34	갑 상 선 의 양 성 신 생 물	173,582	319,980	5,410,167	35,350,773	20,790,910
257	E86	용 적 고 갈	172,491	281,805	1,127,601	18,579,028	13,773,086
258	D17	양 성 지 방 종 성 신 생 물	171,300	526,441	1,517,549	60,896,159	41,366,942
259	B30	바 이 러 스 결 막 염	169,912	272,448	909,923	10,722,863	7,830,841
260	M24	기 타 특 정 관 절 장 애	166,685	685,754	3,113,289	56,593,213	39,753,100
261	H50	기 타 사 시	166,445	347,822	697,876	46,353,958	30,729,353
262	S73	고 관 절 의 관 절 및 인 대 의 탈 구 , 염 좌 및 긴 장	165,955	387,105	1,662,778	21,704,560	15,454,230
263	R22	피 부 및 피 하 조 직 의 국 소 적 부 기 , 종 괴 및 덩 이	165,464	388,446	1,211,289	39,855,569	22,793,400
264	Z01	호 소 증 상 또는 보고 된 진단 명 이 없는 사람 의 기 타 특 수 검 사 및 조	162,202	221,008	1,463,121	18,913,079	12,791,614
265	I49	기 타 심 장 부 정 맥	161,784	483,867	19,683,381	119,763,576	90,619,743
266	I87	정 맥 의 기 타 장 애	161,450	331,276	10,871,392	29,038,205	20,135,366
267	C16	위 의 악 성 신 생 물	159,993	1,949,240	16,120,830	631,480,800	563,532,215
268	N87	자 궁 경 부 의 이 형 성	159,935	375,935	1,940,177	45,710,192	27,078,632
269	N84	여 성 생 식 관 의 폴 립	159,681	325,243	1,678,960	65,154,336	41,820,032
270	N10	급 성 세 뇨 관 - 간 질 신 장 염	159,554	756,159	3,592,270	171,059,315	128,307,632
271	I65	뇌 경 색 증 을 유발 하 지 않 은 뇌 전 동 맥 의 폐쇄 및 협착	159,294	546,662	28,998,319	147,942,379	102,149,341
272	Z39	분 만 후 관 리 및 검 사	157,542	257,271	946,744	12,308,405	5,448,476
273	L40	건 선	155,424	742,012	6,225,790	146,932,667	120,078,990
274	N97	여 성 불 임	153,889	1,265,191	4,458,009	248,636,579	165,772,938
275	D27	난 소 의 양 성 신 생 물	152,728	372,104	2,972,357	113,333,034	74,716,896
276	M71	기 타 윤 활 낭 병 증	150,166	432,726	2,437,601	33,344,407	23,457,699
277	G40	뇌 전 증	149,686	803,818	41,325,872	207,980,200	150,459,707
278	S05	눈 및 안 와 의 손 상	147,301	260,572	767,085	20,523,271	13,477,918
279	G53	달 리 분 류 된 질 환 예 서 의 뇌 신 경 장 애	146,989	514,186	6,715,817	38,575,462	26,831,352
280	R92	유 방 의 진 단 영 상 검 사 상 이 상 소 건	146,143	191,911	675,618	22,267,858	13,338,338
281	M05	혈 청 검 사 양 성 류 마 티 스 관 절 염	144,350	986,897	41,489,581	303,398,676	269,438,629
282	R55	실 신 및 허 탈	144,021	312,096	4,214,254	83,510,732	51,133,900
283	G25	기 타 추 체 외 로 및 운 동 장 애	143,250	442,619	18,790,228	46,125,941	30,475,590
284	N73	기 타 여 성 골 반 염 증 질 환	142,885	284,042	1,670,142	30,905,455	21,039,532
285	K86	체 장 의 기 타 질 환	142,881	410,891	4,229,081	83,307,121	47,136,811
286	K06	잇몸 및 무 치 성 치 조 용 기 의 기 타 장 애	142,591	193,767	331,599	7,833,535	5,492,815
287	S46	어 깨 및 위 팔 부 위 의 근 육 및 힘줄 의 손 상	141,707	814,597	3,811,294	93,567,749	67,320,939
288	A60	항문 생식기의헤르페스바이러스[단순헤르페스]감염	141,319	264,330	1,809,574	17,733,238	12,470,913
289	M70	사 용 , 과 용 및 압 박 에 관 련 된 연 조 직 장 애	140,498	360,858	2,058,428	20,513,280	14,297,333
290	R03	진 단 명 없 는 혈 압 수 치 이 상	139,976	185,772	2,183,763	9,584,746	5,984,548
291	K73	달 리 분 류 되 지 않 은 만 성 간 염	139,721	315,072	8,991,850	32,708,448	22,038,958
292	K60	항 문 및 직 장 부 의 열 창 및 누 공	137,241	451,552	2,615,629	74,787,638	55,561,144
293	I21	급 성 심 근 경 색 증	136,872	703,375	37,751,168	582,910,190	494,317,647
294	S50	아 래 팔 의 표 재 성 손 상	136,785	235,417	818,627	12,672,044	8,401,065
295	F31	양 극 성 정 동 장 애	136,687	1,634,573	28,056,909	176,543,867	128,618,997
296	C61	전 립 선 의 악 성 신 생 물	134,933	1,459,387	30,095,277	532,450,409	476,888,439
297	N83	난 소 , 난 관 및 넓은 인 대 의 비 염 증 성 장 애	131,707	274,247	1,959,540	76,312,181	48,543,203
298	E06	갑 상 선	131,587	353,090	17,156,946	33,900,497	21,021,616
299	H33	망 막 박 리 및 망 막 열 공	129,682	338,252	1,926,840	92,436,406	64,506,284
300	Z48	기타외과적주치료를위하여보건서비스와접하고있는사람	127,069	234,175	490,721	8,414,944	5,710,934

Note : Based on the Treatment Month (excluding herbal medicine, including pharmacy in Reimbursed Days, Medical Expense and Benefit)

제VI-3표
Table VI-3

질병소분류별 다빈도
Benefits by Frequency

순위 Rank	상병 기호 I.C.D	상 병 명 Diseases	진료실인원수 Patients	입내원일수 Visits	요양급여일수 Reimbursed Days	진료비 Medical Expense	급여비 Benefit
301	K62	항문 및 직장 의 기타 질환	127,028	244,105	1,836,150	41,949,430	29,489,202
302	G45	일과성 뇌허혈발작 및 관련 증후군	124,643	428,024	19,727,003	122,945,664	78,128,351
303	G20	파킨슨 병	124,618	3,784,957	37,340,489	521,932,090	439,541,831
304	T17	기도 의 이물	124,523	149,496	345,012	11,250,275	7,469,435
305	S03	머리의 관절 및 인대의 탈구, 염좌 및 긴장	123,991	182,055	405,259	7,045,316	4,763,817
306	C34	기관지 및 폐 의 악성 신 생물	123,972	2,689,833	17,394,233	1,406,607,585	1,293,184,472
307	R87	여성 생식 기관 검사물의 이상 소견	122,137	219,858	1,139,684	27,075,977	16,682,473
308	I70	죽상 경화증	121,602	414,411	19,866,578	112,689,786	80,328,855
309	K11	침샘 의 질환	120,950	233,166	1,169,049	20,737,293	13,308,295
310	R09	순환계통 및 호흡계통 의 기타 증상 및 징후	120,294	236,682	2,722,570	21,820,602	13,157,018
311	D21	결합조직 및 기타 연조직 의 기타 양성 신 생물	119,969	381,394	1,110,090	39,661,224	26,644,889
312	R63	음식 및 수액 섭취에 관계된 증상 및 징후	119,449	212,481	1,741,528	18,761,843	11,763,174
313	R62	기대되는 정상 생리학적 발달의 결여	119,287	1,817,053	2,748,558	61,791,897	48,350,968
314	R12	속쓰림	118,963	189,256	2,842,646	14,100,465	9,435,872
315	M06	기타 류마티스관절염	115,263	379,139	10,526,131	54,310,949	36,953,538
316	A49	상세불명 부위의 세균 감염	114,971	259,023	1,263,899	31,352,611	23,934,981
317	M99	달리 분류되지 않은 생체역학적 병변	114,621	492,292	5,416,735	65,149,600	44,993,706
318	R25	이상 불수의 운동	113,340	241,307	6,983,309	28,567,581	17,182,342
319	S30	복부, 아래 등 및 골반의 표재성 손상	112,766	196,484	898,023	15,294,664	10,335,026
320	S42	어깨 및 위팔의 골절	112,331	1,141,899	3,753,263	208,472,228	150,834,749
321	H53	시각 장애	110,525	200,823	1,527,542	30,024,166	16,833,621
322	N48	음경 의 기타 장애	109,590	167,291	880,397	8,981,198	6,285,884
323	Z31	출산 관리	108,580	614,994	2,705,431	211,377,544	144,225,424
324	S70	엉덩이 및 대퇴의 표재성 손상	108,450	195,992	828,476	12,197,403	8,348,004
325	F20	조현 병	107,761	3,796,170	29,660,802	409,153,000	336,360,371
326	T00	여러 신체 부위를 침범한 표재성 손상	105,988	198,430	649,159	11,950,397	7,791,602
327	S86	아래 다리 부위의 근육 및 힘줄의 손상	103,873	499,205	1,555,188	48,194,667	34,410,607
328	K74	간의 섬유증 및 경변증	103,279	596,736	21,026,200	180,107,059	126,374,795
329	D18	모든 부위의 혈관종 및 림프관종	101,883	226,474	1,950,035	35,084,328	21,694,331
330	S72	대퇴골의 골절	101,702	2,622,402	8,977,285	627,024,040	471,893,591
331	R93	기타 신체 구조의 진단 영상 검사상 이상 소견	101,652	173,294	1,191,884	29,130,694	16,386,916
332	M22	무릎 뼈의 장애	101,274	266,619	1,705,023	15,605,751	10,489,571
333	L70	여드름	99,967	206,999	2,887,027	8,240,099	5,560,513
334	G57	다리의 단일 신경 병증	99,910	294,583	2,095,395	21,192,000	14,717,249
335	K70	알콜성 간 질환	98,843	509,034	11,888,235	142,875,510	104,739,897
336	K14	혀의 질환	98,841	185,095	1,398,859	8,341,684	5,423,634
337	F45	신체형 장애	98,718	454,637	9,716,344	31,374,866	22,520,304
338	R80	고립된 단백뇨	98,389	209,145	4,941,199	21,697,536	12,845,646
339	T30	상세불명 신체 부위의 화상 및 부식	97,715	241,011	610,157	14,572,857	10,008,711
340	J05	급성 폐색성 후두염 [크룹] 및 후두개염	97,001	196,617	927,764	18,632,236	15,025,351
341	N32	방광 의 기타 장애	96,578	247,714	10,243,788	34,392,694	22,328,420
342	Z22	감염성 질환의 보균자	95,471	307,023	5,503,682	20,400,885	18,912,573
343	G51	안면 신경 장애	95,078	438,915	4,728,938	59,430,648	37,953,504
344	H57	눈 및 눈부속기의 기타 장애	94,428	146,091	759,099	11,889,044	7,482,892
345	Z51	기타의학적관리를 위하여 보건서비스와 접촉하고 있는 사람	93,176	1,377,384	5,271,343	798,442,172	739,186,362
346	T22	손목 및 손을 제외한 어깨와 팔의 화상 및 부식	92,908	345,902	692,523	24,478,280	16,723,165
347	J09	확인된 동물 매개 또는 범유행인플루엔자 바이러스에 의한 인플루엔자	92,606	121,442	608,037	7,792,863	5,870,637
348	M16	고관절 증	92,284	345,190	3,183,567	55,549,141	40,202,363
349	H92	귀통증 및 귀의 삼출액	91,189	127,597	527,448	5,767,078	3,455,240
350	M96	달리 분류되지 않은 처치 후 근골격 장애	91,085	475,944	7,781,217	75,461,192	52,466,181

주 : 진료일 기준 (한의분류 제외, 요양급여일수, 진료비와 급여비는 약국포함)

상병 진료현황(계) <계속>

of Disease(Total) <Cont'd>

(단위 : 명, 일, 천원)

Unit : Person, Day, KRW 1,000

순위 Rank	상병 기호 I.C.D	상 병 명 Diseases	진료실인원수 Patients	입내원일수 Visits	요양급여일수 Reimbursed Days	진료비 Medical Expense	급여비 Benefit
351	N28	달리분류되지 않은 신장 및 요관의 기타 장애	90,674	203,053	2,667,823	38,761,863	23,674,209
352	C18	결장 악성 신 생물	89,563	1,489,629	7,616,085	497,038,178	446,103,504
353	K35	급성 충수염	88,078	504,647	1,062,235	307,997,414	226,412,339
354	N46	남성 불임	88,053	179,195	355,403	14,817,664	9,611,252
355	E22	뇌하수체 기능 항진	87,838	501,682	1,924,980	78,209,935	44,194,047
356	F34	지속성 기분 [정동] 장애	87,792	584,887	15,922,176	60,711,677	41,139,392
357	S51	아래팔의 열린 상처	86,568	277,198	696,324	15,047,273	10,179,229
358	B36	기타 표재성 진균증	85,585	129,065	1,028,175	5,984,466	4,104,011
359	J47	기관지 확장증	85,539	290,949	6,621,069	47,386,004	30,606,977
360	M85	골밀도 및 구조의 기타 장애	85,057	176,742	11,608,750	19,602,936	11,485,725
361	E28	난소의 기능 이상	84,730	196,677	2,645,373	16,591,125	10,192,236
362	F48	기타 신경성 장애	84,532	200,253	3,613,204	11,474,394	7,961,415
363	M41	척추측만증	83,360	269,725	1,342,931	26,518,900	19,136,521
364	R35	다뇨	83,346	174,501	5,484,638	15,935,679	10,405,008
365	F33	재발성 우울 장애	82,496	742,516	13,917,071	60,058,855	45,204,629
366	H20	홍채섬모체염	81,984	314,665	1,688,002	23,807,849	15,407,303
367	H34	망막혈관폐쇄	80,834	305,824	7,301,042	52,101,361	31,808,166
368	I88	비특이성 림프절염	80,752	144,099	685,364	15,121,365	10,312,547
369	G50	삼차신경의 장애	80,575	215,382	4,683,488	28,103,154	17,988,818
370	H69	귀인두관의 기타 장애	80,103	114,554	592,347	7,253,206	4,657,943
371	M60	근염	78,729	198,673	919,313	15,970,982	11,811,933
372	C22	간 및 간내담관의 악성 신 생물	77,350	1,521,874	19,724,734	744,351,019	672,659,993
373	D35	기타 및 상세포질의 내분비선의 양성 신 생물	76,795	333,586	7,345,000	85,670,017	65,158,453
374	S40	어깨 및 위팔의 표재성 손상	75,452	143,843	630,544	8,569,562	5,681,499
375	S66	손목 및 손부위의 근육 및 힘줄의 손상	74,954	438,776	1,171,351	55,046,728	39,640,033
376	H73	고막의 기타 장애	73,128	195,491	698,641	8,731,319	6,206,272
377	E13	기타 명시된 당뇨병	72,147	366,563	12,112,989	45,694,136	32,550,258
378	M20	손가락 및 발가락의 후천 변형	71,247	313,689	1,495,888	53,260,930	38,573,995
379	K56	탈장이 없는 마비성 장폐색증 및 장폐색	71,054	332,609	1,542,165	106,785,275	81,635,535
380	R56	달리분류되지 않은 경련	70,810	215,874	3,905,853	65,237,759	47,938,669
381	E87	수분, 전해질 및 산-염기 균형의 기타 장애	69,801	273,380	2,863,322	64,886,262	48,717,640
382	R21	발진 및 기타 비특이성 피부 발진	69,517	101,117	810,274	6,821,844	4,139,316
383	J33	코 폴립	69,115	197,575	1,671,054	30,629,379	19,336,404
384	R20	피부 감각의 장애	68,717	119,861	1,724,832	18,574,871	10,625,815
385	G43	알츠하이머병	68,700	969,887	13,913,912	130,155,880	95,456,193
386	T24	발목 및 발을 제외한 엉덩이 및 다리의 화상 및 부식	68,385	372,849	725,238	35,031,402	23,860,885
387	M35	결핵 조직의 기타 전신 침범	67,804	361,551	13,891,751	70,897,512	59,912,759
388	F10	알콜 사용에 의한 정신 및 행동 장애	66,157	1,744,924	7,281,531	179,479,774	134,227,767
389	K13	입술 및 구강 점막의 기타 질환	66,155	107,580	565,705	5,425,875	3,369,914
390	L80	백반증	66,029	1,005,897	1,935,410	74,549,270	50,254,821
391	S76	엉덩이 및 대퇴부위의 근육 및 힘줄의 손상	66,020	221,972	748,135	16,624,577	11,942,059
392	N71	자궁경부를 제외한 자궁의 염증성 질환	65,939	116,554	619,585	10,409,089	7,099,238
393	K57	장의 기능성 장애	65,254	249,234	1,379,835	71,930,051	51,830,664
394	Z04	기타 이유의 검사 및 관찰	65,099	89,499	692,677	5,728,533	2,983,550
395	R79	혈액 화학의 기타 이상 소견	64,933	135,015	3,511,094	18,034,989	10,420,138
396	T63	독액성 동물과의 접촉의 독성 효과	64,905	87,271	321,780	6,967,917	4,873,104
397	F40	공포성 불안 장애	64,657	335,390	8,936,158	28,776,140	20,043,792
398	N45	고환염 및 부고환염	64,442	157,933	1,243,378	17,366,820	11,960,838
399	Z13	기타 질환 및 장애에 대한 특수 선별 검사	63,841	97,323	903,049	8,721,207	5,116,213
400	J12	달리분류되지 않은 바이러스 폐렴	63,830	329,936	854,456	69,890,987	59,396,949

Note : Based on the Treatment Month (excluding herbal medicine, including pharmacy in Reimbursed Days, Medical Expense and Benefit)

제VI-3표
Table VI-3

질병소분류별 다빈도
Benefits by Frequency

순위 Rank	상병 기호 I.C.D	상 병 명 Diseases	진료실인원수 Patients	입내원일수 Visits	요양급여일수 Reimbursed Days	진료비 Medical Expense	급여비 Benefit
401	K61	항문 및 직장부의 농양	63,618	265,480	1,093,216	50,656,362	38,765,174
402	Z47	기타정형외과적주치료를위하여보건서비스와접하고있는	63,471	256,423	1,562,678	77,672,424	57,036,665
403	A59	편모충증	63,104	97,990	570,979	6,144,569	4,197,741
404	H15	공막의 장애	62,994	114,886	558,013	6,921,148	4,636,966
405	R41	인지기능 및 자각에 관련된 기타 증상 및 징후	62,008	146,184	5,932,444	27,990,148	16,400,197
406	F03	상세불명 의 치매	61,794	927,436	10,030,174	111,571,950	79,537,388
407	A41	기타 패혈증	61,643	1,156,710	1,505,391	330,673,316	267,611,782
408	C20	직장 의 악성 신 생물	61,276	970,643	4,878,762	322,735,831	290,923,919
409	D69	자반 및 기타 출혈성 병태	60,530	192,804	2,230,078	40,879,121	28,841,598
410	M94	연골의 기타 장애	60,381	139,850	1,316,274	16,010,652	10,837,049
411	K81	담낭 염	59,694	323,604	1,776,679	139,326,482	101,048,676
412	M21	사지의 기타 후천 변형	59,493	192,149	860,731	27,066,100	18,791,676
413	K51	궤양성 대장염	59,441	345,966	14,446,119	134,706,822	119,118,109
414	Z32	임신 검사	59,402	112,682	284,995	7,019,034	5,172,126
415	H18	각막의 기타 장애	59,327	145,806	764,123	15,155,303	9,973,593
416	N77	달리분류된 질환에서의 외음질의 궤양 및 염증	58,808	100,454	564,296	6,918,496	4,633,449
417	I61	뇌내출혈	58,617	2,706,669	12,927,658	637,919,135	516,602,953
418	I66	뇌경색증을 유발하지 않은 대뇌동맥의 폐쇄 및 협착	58,221	222,302	11,236,379	58,190,330	38,439,089
419	L81	색소 침착의 기타 장애	58,146	88,643	392,399	3,199,593	1,860,589
420	G62	기타 다발신경병증	57,870	169,628	4,476,860	24,141,223	15,437,094
421	E34	기타 내분비 장애	57,115	217,844	754,836	28,682,080	16,993,634
422	G81	편마비	55,957	5,874,748	8,801,195	736,750,465	565,699,065
423	Q21	심장 중격의 선천 기형	55,893	165,795	2,552,969	119,303,867	107,042,194
424	I47	발작성 빈맥	55,671	183,415	8,221,016	84,204,203	71,030,097
425	I42	심근병증	55,160	335,309	15,177,796	154,081,671	134,706,389
426	M45	강직척추염	55,052	317,438	10,776,236	145,115,772	129,359,842
427	M80	병적 골절을 동반한 골다공증	54,427	205,203	6,997,778	31,887,058	21,162,508
428	J84	기타 간질성 폐 질환	54,307	383,039	6,923,721	164,348,970	136,544,644
429	E88	기타 대사 장애	53,598	148,982	8,587,204	22,159,247	13,379,698
430	M46	기타 염증성 척추병증	53,431	327,283	2,999,987	67,363,077	48,924,720
431	O80	단일자연분만	53,300	181,630	377,167	116,282,522	114,425,063
432	K20	식도염	53,284	108,541	3,092,616	13,224,378	7,978,893
433	N85	자궁경부를 제외한 자궁의 기타 비염증성 장애	52,553	112,818	1,032,619	20,731,021	12,579,643
434	E89	달리분류되지 않은 처치 후 내분비 및 대사 장애	52,373	150,023	14,640,254	17,061,031	10,199,003
435	L98	달리분류되지 않은 피부 및 피하조직의 기타 장애	52,120	149,233	690,937	15,914,880	10,427,447
436	K40	사타구니탈장	51,584	248,088	673,243	96,549,178	72,747,585
437	N17	급성 신부전	51,489	403,391	2,823,935	149,850,246	116,978,024
438	D05	유방의 제자리암	51,266	449,887	8,713,812	168,517,039	144,115,696
439	E50	비타민 A 결핍	51,242	77,798	1,748,746	4,278,998	2,999,393
440	R59	림프절 비대	51,212	100,188	382,696	12,556,102	7,320,276
441	G58	기타 단신경병증	50,633	111,470	924,283	8,371,586	5,752,520
442	G63	달리분류된 질환에서의 다발신경병증	50,312	180,206	7,893,830	31,306,435	21,244,923
443	K10	턱의 기타 질환	49,424	120,926	495,059	10,670,845	7,189,892
444	K83	담도의 기타 질환	49,189	239,790	2,722,252	99,299,806	76,029,034
445	T20	머리 및 목의 화상 및 부식	49,029	177,773	316,015	21,476,378	15,287,222
446	E10	1형 당뇨병	48,822	263,550	6,830,048	52,337,464	35,821,324
447	L27	내부로 섭취된 물질에 의한 피부염	48,406	91,609	641,305	5,228,359	3,684,050
448	Z94	이식된 기관 및 조직의 상태	48,123	492,762	16,899,215	393,052,019	351,268,268
449	O34	골반기관의 알러진 또는 의심되는 이상에 대한 산모 관리	47,922	283,583	648,325	97,184,583	83,091,085
450	O82	제왕절개에 의한 단일분만	47,328	243,058	412,918	104,055,959	90,026,006

주 : 진료일 기준 (한의학 제외, 요양급여일수, 진료비와 급여비는 약국포함)

상병 진료현황(계) <계속>

of Disease(Total) <Cont'd>

(단위 : 명, 일, 천원)

Unit : Person, Day, KRW 1,000

순위 Rank	상병 기호 I.C.D	상 병 명 Diseases	진료실인원수 Patients	입내원일수 Visits	요양급여일수 Reimbursed Days	진료비 Medical Expense	급여비 Benefit
451	Z35	고 위 험 임 신 의 관 리	46,659	203,773	689,299	23,170,532	17,957,022
452	I51	심 장 병 의 불 명 확 한 기 록 및 합 병 증	46,479	105,837	4,433,423	22,455,021	15,025,830
453	L71	주 사	46,458	116,264	1,792,740	5,735,545	3,331,871
454	D06	자 궁 경 부 의 제 자 리 암 증	46,086	192,790	1,222,259	34,561,202	29,828,394
455	P59	기 타 및 상 세 불 명 의 원 인 으 로 인 한 신 생 아 황 달	45,906	123,815	142,393	15,632,060	15,300,126
456	T25	발 목 및 발 의 화 상 및 부 식	45,259	277,908	561,043	32,855,266	23,465,050
457	I35	비 류 마 티 스 성 대 동 맥 판 장 애	45,188	251,975	9,989,347	215,263,790	180,010,018
458	C67	방 광 의 악 성 신 생 물	44,652	598,071	7,677,003	202,592,378	182,643,208
459	I95	저 혈 압	44,636	88,601	1,275,293	13,341,098	9,149,186
460	B88	기 타 감 염	44,320	68,486	846,731	6,022,200	4,295,228
461	D32	수 막 의 양 성 신 생 물	43,910	318,006	4,402,397	108,701,345	97,790,743
462	K71	독 성 간 질 환	43,731	115,316	2,352,333	17,049,166	12,128,322
463	N13	폐 색 성 및 역 류 성 요 로 병 증	43,603	163,253	1,437,376	60,917,687	44,413,296
464	R43	후 각 및 미 각 장 애	43,531	80,173	577,332	5,037,328	3,114,996
465	R30	배 뇨 와 연 관 된 통 증	43,444	77,019	892,161	6,605,293	4,314,952
466	Z95	심 장 및 혈 관 삽 입 물 및 이 식 편 의 존 재	43,212	147,911	10,749,188	41,636,371	27,819,269
467	C64	신 우 를 제 외 한 신 장 의 악 성 신 생 물	43,149	416,921	4,046,176	179,422,433	161,811,832
468	N02	재 발 성 및 지 속 성 혈 뇨	42,703	132,076	5,887,805	24,115,119	15,073,409
469	E83	무 기 질 대 사 장 애	42,401	97,736	4,672,261	15,931,658	12,156,269
470	B98	다른장에서분류된질환의원인으로서의기타명시된감염체	41,862	56,741	1,548,568	5,220,008	3,445,796
471	F42	강 박 장 애	41,697	354,775	6,975,635	30,861,827	22,860,334
472	G90	자 울 신 경 계 통 의 장 애	41,465	167,793	2,361,391	21,129,217	16,512,585
473	S09	머 리 의 기 타 및 상 세 불 명 의 손 상	41,436	79,155	203,833	9,460,258	5,985,848
474	G54	신 경 근 및 신 경 총 장 애	40,971	144,495	1,484,367	14,372,484	9,808,379
475	D22	멜 라 닌 세 포 모 반	40,678	76,423	169,193	5,709,899	3,420,070
476	E63	기 타 영 양 결 핏	40,611	69,315	546,293	5,040,825	3,776,867
477	I71	대 동 맥 동 맥 류 및 박 리	40,560	241,311	7,383,117	202,888,997	172,309,587
478	O02	기 타 비 정 상 적 수 태 부 산 물	40,533	106,452	350,389	20,065,129	14,783,179
479	H62	달 리 분 류 된 질 환 예 서 의 외 의 의 장 애	40,505	102,020	318,369	3,257,951	2,324,192
480	K85	급 성 췌 장 염	40,010	269,304	2,385,140	88,898,189	65,037,373
481	R39	비 뇨 계 통 의 기 타 증 상 및 징 후	39,978	94,328	1,012,157	7,690,943	5,213,289
482	L90	피 부 의 위 축 장 애	39,559	84,408	253,357	5,073,397	3,391,009
483	S31	복 부 , 아 래 등 및 골 반 의 열 린 상 처	39,467	98,085	232,923	6,534,082	4,737,141
484	O20	초 기 임 신 중 출 혈	39,366	85,631	181,207	9,517,314	7,851,304
485	E23	뇌 하 수 체 의 기 능 저 하 및 기 타 장 애	39,285	236,512	3,351,085	82,945,128	49,366,358
486	D37	구강및소화기관행동양식불명또는미상의신생물	38,983	122,371	998,534	30,363,958	23,556,746
487	G93	뇌 의 기 타 장 애	38,923	353,415	1,831,876	76,356,657	58,458,106
488	I89	림 프 관 및 림 프 절 의 기 타 비 감 염 성 장 애	38,819	111,358	2,482,165	12,097,349	8,396,905
489	ZZ	양 방 기 타	38,578	204,048	73,517,646	166,749,818	121,788,172
490	G24	근 긴 장 이 상	38,520	97,848	2,777,550	13,145,115	8,155,538
491	D10	임 및 인 두 의 양 성 신 생 물	38,075	80,903	315,876	9,761,553	6,068,787
492	I69	뇌 혈 관 질 환 의 후 유 증	38,013	441,433	9,186,675	61,671,749	44,450,643
493	M40	척 주 후 만 증 및 척 주 전 만 증	37,895	131,679	1,148,760	16,091,816	11,373,444
494	O24	임 신 중 당 뇨 병	37,882	111,948	465,101	10,167,748	8,175,791
495	R26	보 행 과 이 동 의 이 상	37,729	136,177	991,299	20,928,056	13,549,878
496	M12	기 타 특 정 관 절 병 증	37,670	112,709	1,734,431	9,059,716	6,116,578
497	L82	지 루 각 화 증	37,252	62,084	182,313	3,016,588	1,602,250
498	O33	알 려 진 도 는 의 식 되 는 불 균 형 에 대 한 산 모 관 리	37,116	215,954	351,742	91,966,956	79,154,035
499	R47	달 리 분 류 되 지 않 은 언 어 장 애	36,980	409,241	1,023,932	16,251,117	10,502,659
500	A64	상 세 불 명 의 성 매 개 질 환	36,933	66,982	390,814	6,634,787	4,571,984

Note : Based on the Treatment Month (excluding herbal medicine, including pharmacy in Reimbursed Days, Medical Expense and Benefit)

제VI-3-1표
Table VI-3-1

질병소분류별 다빈도
Benefits by Frequency

순위 Rank	상병 기호 I.C.D	상 병 명 Diseases	진료실인원수 Patients	입내원일수 Visits	요양급여일수 Reimbursed Days	진료비 Medical Expense	급여비 Benefit
1	K05	치은염 및 치주 질환	9,208,351	20,474,808	38,632,280	1,131,753,967	789,896,203
2	J20	급성 기관지염	7,807,925	28,652,620	144,107,290	1,014,545,598	758,521,650
3	I10	본태성(원발성)고혈압	3,692,777	23,352,113	964,312,369	2,175,314,318	1,546,849,812
4	J30	혈관운동성 및 앨러지성비염	3,530,668	8,855,026	67,258,539	336,929,013	245,800,435
5	U07	U 0 7 의 응급사용	3,504,756	5,735,278	24,384,536	532,962,574	440,830,949
6	K02	치아우식	2,921,984	5,011,250	6,413,740	290,038,292	205,637,592
7	J06	다발성 및 상체 불명부위의 급성 상기도 감염	2,803,572	5,303,222	28,470,391	188,129,454	138,429,808
8	M54	등통증	2,503,080	9,677,371	48,545,833	643,990,009	455,829,813
9	J03	급성 편도염	2,230,161	4,358,416	21,251,964	169,874,961	126,277,571
10	J02	급성 인두염	2,212,857	4,308,046	21,896,204	154,031,553	114,253,599
11	K29	위염 및 십이지장염	2,121,890	3,541,866	44,682,622	251,280,726	173,821,756
12	J00	급성 비인두염 [감기]	2,103,669	4,168,223	22,719,261	134,513,585	100,702,986
13	A09	감염성 및 상체 불명기관의 타위장염 및 결장염	2,076,977	3,663,063	18,617,545	254,603,107	184,475,907
14	K21	위식도역류병	2,023,620	4,001,977	75,157,011	314,217,013	216,172,100
15	E11	2형 당뇨병	1,949,774	12,811,633	501,448,845	1,767,647,013	1,229,028,876
16	J01	급성 부비동염	1,929,510	5,238,090	28,957,116	206,255,518	152,175,356
17	H10	결막염	1,874,533	3,097,407	11,729,378	144,473,546	105,158,350
18	L23	앨러지성 접촉피부염	1,759,094	3,574,222	26,620,772	131,193,661	96,339,509
19	K04	치수 및 근단주위 조직의 질환	1,746,823	5,513,912	9,304,633	303,633,653	213,503,830
20	N40	전립선 증식증	1,530,488	6,752,848	276,614,862	789,777,266	533,873,587
21	J04	급성 후두염 및 기관염	1,415,586	2,680,929	14,844,439	102,903,099	75,520,319
22	M79	달리 분류되지 않은 기타 연조직 장애	1,357,689	2,893,013	15,631,212	121,616,552	85,705,935
23	E78	지질단백질 대사 장애 및 기타 지질증	1,228,898	3,634,158	210,491,256	423,231,961	292,418,134
24	H52	굴절 및 조절의 장애	1,138,483	1,699,602	4,641,479	120,703,902	84,842,514
25	B35	백선증	1,123,327	2,517,993	22,200,610	120,338,871	86,234,407
26	S33	요추 및 골반의 관절 및 인대의 탈구, 염좌 및 긴장	1,103,236	2,985,052	12,947,251	180,252,305	126,922,500
27	J10	확인된 계절성 인플루엔자 바이러스에 의한 인플루엔자	1,093,738	1,615,775	7,296,108	120,253,322	94,941,429
28	M75	어깨 병변	1,088,868	5,042,118	27,740,809	418,388,802	295,334,974
29	J40	급성 인지만성 인지명시되지 않은 기관지염	1,060,953	2,142,995	12,213,886	93,190,417	66,725,235
30	J32	만성 부비동염	1,029,855	2,678,413	14,423,063	163,872,392	116,701,076
31	M17	무릎관절증	1,007,895	5,438,716	49,534,509	501,631,312	348,840,464
32	L50	두드러기	998,545	1,980,049	21,175,525	83,147,989	58,533,153
33	S93	발목 및 발부위의 관절 및 인대의 탈구, 염좌 및 긴장	991,588	2,434,009	8,438,122	151,277,634	104,596,558
34	K03	치아 구조의 기타 질환	971,563	1,466,547	2,444,979	86,771,135	60,782,355
35	K00	치아의 발육 및 맹출 장애	961,399	1,712,237	1,987,458	66,365,770	47,918,995
36	H04	눈물계통의 장애	914,595	1,628,486	10,194,743	111,917,426	79,358,686
37	M51	기타 추간판 장애	891,167	4,575,229	32,403,556	455,985,136	316,624,078
38	K59	기타 기능성 장 장애	873,717	1,502,958	15,865,091	108,481,533	74,921,471
39	K63	장 의 기타 질환	872,797	1,251,760	9,637,186	462,641,504	306,831,600
40	R10	복부 및 골반 통증	840,829	1,323,981	10,734,103	166,431,130	103,172,136
41	S63	손목 및 손부위의 관절 및 인대의 탈구, 염좌 및 긴장	823,296	1,670,637	6,041,685	89,547,657	62,025,793
42	Z11	감염성 및 기생충성 질환에 대한 특수 선별 검사	786,690	1,455,500	3,347,526	50,209,578	37,572,084
43	K08	치아 및 지지 구조의 기타 장애	780,715	2,058,229	4,102,491	849,710,052	596,528,440
44	M65	운할 막염 및 힘줄 운할 막염	748,055	2,023,173	10,836,927	105,158,831	73,721,915
45	H60	외이염	744,948	1,581,229	5,131,643	47,344,369	34,699,486
46	L30	기타 피부 부염증	727,589	1,372,492	12,393,014	64,039,797	43,123,908
47	M48	기타 척추 병증	727,321	4,346,492	35,361,017	404,323,056	287,576,643
48	M77	기타 골 부 착 부 병증	703,673	2,340,664	12,533,404	116,735,290	81,026,587
49	Z46	기타 장치의 부착 및 조정을 위하여 보건서비스와 접하고 있는 사람	688,828	997,976	1,110,615	66,779,218	47,627,915
50	H66	화농성 및 상체 불명의 중이염	681,754	2,556,477	12,145,906	100,812,143	76,735,318

주 : 진료일 기준 (한의원류 제외, 요양급여일수, 진료비와 급여비는 약국포함)

상병 진료현황(남자)

of Disease(Male)

(단위 : 명, 일, 천원)

Unit : Person, Day, KRW 1,000

순위 Rank	상병 기호 I.C.D	상 병 명 Diseases	진료실인원수 Patients	입내원일수 Visits	요양급여일수 Reimbursed Days	진료비 Medical Expense	급여비 Benefit
51	M25	달 리 분 류 되 지 않 은 기 타 관 절 장 애	670,793	1,724,594	10,375,133	102,523,452	70,900,171
52	J11	바 이 러 스 가 확 인 되 지 않 은 인 플 루 엔 자	659,678	913,930	4,301,661	51,226,493	38,339,914
53	K58	과 민 대 장 증 후 군	655,889	1,036,746	8,500,676	92,579,661	63,473,418
54	H00	맥 립 종 및 콩 다 래 끼	655,423	1,086,640	4,618,319	52,951,461	37,566,994
55	L02	피 부 의 농 양 , 종 기 및 큰 종 기	648,428	1,498,317	8,167,037	65,982,523	46,669,144
56	K01	매 물 치 및 매 북 치	633,237	1,231,561	3,076,847	93,096,887	62,624,703
57	J34	코 및 비 동 의 기 타 장 애	586,384	1,248,142	7,162,578	100,261,861	68,323,301
58	H35	기 타 망 막 장 애	577,262	1,473,557	13,906,481	329,652,958	252,781,024
59	L03	연 조 직 염	572,793	1,371,044	6,328,039	85,591,040	60,970,109
60	H40	녹 내 장	546,121	1,605,744	11,810,413	239,529,595	156,757,681
61	K52	기 타 비 감 염 성 위 장 염 및 결 장 염	543,133	775,119	4,030,798	38,185,591	27,311,239
62	H16	각 막	541,958	993,391	4,056,090	59,305,687	41,542,545
63	K07	치 아 열 굴 이 상 [부 정 교 합 포 함]	525,062	849,986	2,324,864	39,003,349	26,927,926
64	L24	자 극 물 접 촉 피 부 염	523,680	913,121	6,331,042	33,198,322	24,005,130
65	M47	척 추 증	512,321	2,150,694	11,719,002	174,633,955	124,920,149
66	M10	통 풍	494,378	1,804,305	56,625,153	122,083,349	82,434,998
67	H25	노 년 백 내 장	490,202	1,414,391	5,666,639	337,168,442	260,694,130
68	J21	급 성 세 기 관 지 염	488,731	1,430,836	6,954,840	66,504,897	52,671,115
69	R07	목 구멍 및 가 습 의 통 증	483,308	847,532	14,365,410	135,851,267	84,762,971
70	J45	천 식	477,376	1,409,199	20,026,667	117,147,501	81,130,020
71	J18	상 세 불 명 병 원 체 의 폐 렴	466,373	2,547,617	9,092,665	547,234,985	434,846,394
72	R50	기 타 및 원 인 미 상 의 열	465,151	782,088	2,875,479	80,957,199	58,151,371
73	S83	무 료 의 관 절 및 인 대 의 탈 구 , 염 좌 및 긴 장	459,683	1,624,282	6,531,505	177,518,670	119,828,029
74	M50	경 추 간 판 장 애	446,286	2,120,868	13,286,827	183,996,117	127,440,153
75	L21	지 루 피 부 염	445,458	901,573	7,563,125	34,258,761	24,508,006
76	S61	손 목 및 손 의 열 린 상 처	442,611	1,417,878	3,633,431	73,840,055	48,605,504
77	I20	협 심 증	436,387	1,665,235	110,832,992	711,131,927	544,938,004
78	L20	아 토 피 성 피 부 염	435,278	1,173,514	11,532,321	138,478,262	113,848,251
79	S02	두 개 골 및 안 면 골 의 골 절	433,919	857,839	1,634,798	86,224,403	58,736,042
80	M19	기 타 관 절 증	432,537	1,252,422	14,472,179	105,450,316	70,954,296
81	N34	요 도 염 및 요 도 증 후 군	430,126	963,095	5,433,954	83,324,581	58,351,289
82	S13	목 부 위 의 관 절 및 인 대 의 탈 구 , 염 좌 및 긴 장	420,883	1,022,284	4,134,585	60,153,290	42,193,952
83	R51	두 통	419,097	684,529	7,789,412	67,832,046	39,453,118
84	Z20	전 염 성 질 환 에 접 촉 및 노 출	418,788	602,574	1,985,063	28,766,193	22,123,840
85	K76	간 의 기 타 질 환	405,331	684,422	14,026,464	89,391,472	60,648,268
86	K12	구 내 염 및 관 련 병 변	398,252	639,133	2,557,714	22,618,793	16,544,629
87	G47	수 면 장 애	388,165	1,356,475	25,507,052	121,547,580	89,607,195
88	M13	기 타 관 절 염	386,555	1,087,342	10,371,999	65,981,833	46,950,528
89	H81	전 정 기 능 의 장 애	368,567	883,708	12,236,832	112,688,727	74,943,281
90	H61	외 이 의 기 타 장 애	363,005	540,154	1,443,727	24,861,315	17,807,111
91	S43	견 갑 대 의 관 절 및 인 대 의 탈 구 , 염 좌 및 긴 장	356,442	1,030,052	4,183,916	68,549,575	48,282,009
92	J31	만 성 비 염 , 비 인 두 염 및 인 두 염	352,926	733,115	4,096,951	28,675,094	20,682,841
93	R42	어 지 럽 증 및 어 지 럽	349,271	638,801	9,494,976	90,328,115	55,315,159
94	B00	헤 르 페 스 바 이 러 스 [단 순 헤 르 페 스] 감 염	340,207	532,402	2,955,725	24,394,205	17,691,477
95	T85	기타내부인공삽입장치, 삽입물및이식편의합병증	335,980	453,828	754,007	39,802,402	29,625,224
96	S23	흉 광 의 관 절 및 인 대 의 탈 구 , 염 좌 및 긴 장	334,550	548,273	2,616,170	30,034,979	20,829,787
97	S01	머 리 의 열 린 상 처	325,832	947,569	2,180,069	65,717,608	40,504,357
98	F32	우 울 에 피 소 치	319,235	2,464,023	44,374,363	202,260,141	152,510,691
99	K30	기 능 성 소 화 불 량	318,909	488,516	5,657,089	32,127,932	21,799,862
100	K64	치 핵 및 항 문 주 위 정 맥 혈 전 증	317,777	885,767	6,038,645	138,294,082	101,750,723

Note : Based on the Treatment Month (excluding herbal medicine, including pharmacy in Reimbursed Days, Medical Expense and Benefit)

제VI-3-1표
Table VI-3-1

질병소분류별 다빈도
Benefits by Frequency

순위 Rank	상병 기호 I.C.D	상 병 명 Diseases	진료실인원수 Patients	입내원일수 Visits	요양급여일수 Reimbursed Days	진료비 Medical Expense	급여비 Benefit
101	F41	기타 불안 장애	315,996	1,867,138	37,984,010	126,030,675	94,536,439
102	B08	달리분류되지않은파부및점막병변이특징인기타바이러스감	314,743	667,541	2,425,764	28,890,590	23,874,883
103	D12	결장, 직장, 항문 및 항문관의 양성 신 생물	312,631	510,821	5,763,344	131,229,950	85,736,929
104	I63	뇌 경색 증	307,693	4,347,685	81,362,337	1,117,341,686	846,895,787
105	H65	비화농성 중이염	299,167	808,048	3,800,777	37,003,838	26,778,997
106	K25	위 궤양	298,032	602,977	9,975,804	84,212,484	59,978,122
107	J22	상세불명의 급성 하기도 감염	296,313	619,085	3,277,590	21,542,180	15,916,940
108	B02	대상포진	290,540	826,492	5,034,192	68,912,410	48,695,870
109	L08	피부 및 피하조직의 기타 국소 감염	282,312	507,508	2,792,450	20,106,739	14,329,790
110	T15	외안근의 이물	275,968	391,887	1,071,150	26,017,702	18,153,969
111	J36	편도주위농양	271,784	516,568	2,404,098	24,335,787	17,738,196
112	Z29	기타예방적조치의필요	268,280	344,971	484,144	33,436,900	27,810,160
113	J38	달리분류되지않은성대및후두의질환	265,711	479,830	3,508,157	39,417,611	26,844,208
114	A04	기타세균성장감염	260,960	430,341	2,145,222	40,810,124	31,384,886
115	E14	상세불명의당뇨병	255,841	1,278,082	50,022,161	206,700,454	143,424,547
116	T14	상세불명의신체부위의손상	253,440	454,992	1,469,730	25,954,078	17,016,329
117	H11	결막의기타장애	253,148	379,318	1,464,115	26,112,439	17,973,648
118	B07	바이러스사마귀	250,492	785,104	1,399,630	55,554,590	38,902,059
119	N41	전립선의염증성질환	249,198	772,340	10,329,833	82,866,066	57,767,196
120	K75	기타염증성간질환	248,468	627,444	16,939,606	101,643,675	70,353,323
121	N31	달리분류되지않은방광의신경근육기능장애	246,030	694,756	29,693,323	84,107,198	57,087,540
122	D23	피부의기타양성신 생물	242,351	530,149	1,449,726	39,970,271	26,526,309
123	H90	전음성및각각신경성청력소실	241,547	424,532	3,152,021	47,912,764	29,921,095
124	B18	만성바이러스간염	240,103	956,514	46,828,166	252,195,928	162,598,097
125	R05	기침	240,090	425,994	4,292,569	32,368,643	18,862,955
126	R11	구역 및 구토	239,548	324,636	1,727,168	18,481,923	12,944,048
127	H36	달리분류된질환에서의망막장애	230,270	606,827	15,734,348	96,231,357	60,785,291
128	S62	손목및손부위의골절	229,272	1,293,457	3,289,301	126,386,202	88,292,393
129	H01	눈꺼풀의기타염증	229,187	372,916	1,694,035	20,835,550	14,540,465
130	L04	급성림프절염	224,516	380,590	1,856,423	16,558,015	11,923,749
131	S60	손목및손의표재성손상	222,708	335,270	1,122,677	17,806,616	11,679,908
132	L25	상세불명의접촉피부염	221,373	378,810	2,600,279	13,605,925	9,808,558
133	L28	만성단순태선및가려움발진	216,458	479,967	4,787,281	24,331,117	16,552,478
134	J39	상기도의기타질환	208,426	409,748	2,186,371	25,280,808	17,798,276
135	J35	편도및아데노이드의만성질환	206,162	400,464	1,855,132	36,778,524	27,332,774
136	S00	머리의표재성손상	205,998	316,325	756,425	18,807,887	11,948,298
137	S80	아래다리의표재성손상	205,953	382,900	1,416,549	19,464,093	13,086,374
138	G44	기타두통증후군	205,014	390,649	5,341,245	44,509,342	26,993,199
139	R73	혈당치상승	201,891	329,800	8,659,573	27,871,126	18,345,635
140	N18	만성신장병	201,094	6,858,565	53,560,376	1,559,411,876	1,361,266,458
141	N20	신장및요관의결석	200,236	608,538	6,872,988	276,301,660	188,182,056
142	S22	늑골, 흉골및흉추의골절	196,535	809,383	4,125,020	105,964,323	75,205,061
143	Z03	의심되는질병및병태를위한의학적관찰및평가	195,667	414,536	2,976,998	50,610,944	32,308,514
144	M62	근육의기타장애	194,394	463,544	2,170,322	29,672,801	21,235,078
145	S90	발목및발의표재성손상	192,556	296,953	1,068,267	15,663,076	10,323,045
146	I25	만성허혈심장병	187,841	640,634	43,990,742	294,659,146	225,096,534
147	R94	기능검사이상결과	183,035	320,007	6,686,211	37,269,434	21,525,649
148	M76	발을제외한다리의골부착부병증	178,703	458,295	2,241,257	20,521,084	14,221,503
149	F00	알츠하이머병에서의치매(G30.-+)	176,714	5,533,053	35,229,217	561,541,940	417,630,931
150	S53	팔꿈치의관절및인대의탈구, 염좌및긴장	175,616	425,647	1,625,160	25,198,107	17,694,515

주 : 진료일 기준 (한의원류 제외, 요양급여일수, 진료비와 급여비는 약국포함)

상병 진료현황(남자) <계속>

of Disease(Male) <Cont'd>

(단위 : 명, 일, 천원)

Unit : Person, Day, KRW 1,000

순위 Rank	상병 기호 I.C.D	상 병 명 Diseases	진료실인원수 Patients	입내원일수 Visits	요양급여일수 Reimbursed Days	진료비 Medical Expense	급여비 Benefit
151	H26	기타 백내장	174,721	414,443	2,097,355	115,505,555	82,604,173
152	I48	심방세동	174,148	765,727	45,438,158	318,536,215	243,812,723
153	L72	피부 및 피하조직의 모낭	173,513	534,117	1,491,669	37,810,119	25,209,467
154	J37	만성 후두염 및 후두기관염	173,209	346,624	2,664,793	17,891,029	12,027,950
155	H93	달리 분류되지 않은 귀의 기타 장애	172,980	387,981	4,880,494	28,270,911	18,128,034
156	A08	바이러스성 및 기타 명시된 장 감염	170,479	277,593	1,197,421	20,252,396	16,595,219
157	G43	편두통	168,360	334,866	4,949,632	28,057,605	18,207,775
158	L29	가려움	167,878	305,460	3,071,439	11,966,378	8,591,182
159	S92	발목 외한 발의 골절	167,791	964,762	2,742,449	105,915,490	74,630,029
160	M72	섬유모세포 장애	167,766	539,180	2,798,840	35,015,994	25,090,524
161	F51	비기질성 수면 장애	167,158	828,570	18,253,647	43,196,341	32,420,604
162	R91	폐의 진단 영상 검사 상 이상 소견	161,128	324,134	1,655,156	41,874,520	23,273,716
163	M53	달리 분류되지 않은 기타 등 병증	157,794	456,962	2,109,085	31,974,998	22,734,402
164	J44	기타 만성 폐색성 폐 질환	148,729	816,831	18,927,531	167,676,306	117,789,536
165	L84	티눈 및 굳은살	147,411	356,496	916,755	21,544,739	15,152,753
166	S06	두개내손상	146,277	1,053,731	5,574,813	321,902,215	255,371,910
167	I11	고혈압성 심장병	145,552	555,026	34,434,891	91,670,316	60,368,145
168	J42	상세 불명 의 만성 기관지염	144,615	313,010	3,058,187	16,710,420	11,679,052
169	H91	기타 청력 소실	144,550	344,460	2,216,884	40,618,404	25,141,417
170	L85	기타 표피의 비후	143,682	262,868	1,865,798	9,475,563	6,733,309
171	I67	기타 뇌혈관 질환	140,624	530,319	18,628,223	178,989,111	134,117,799
172	Z96	기타 기능성 삽입물의 존재	137,296	393,946	1,544,526	29,753,551	20,431,884
173	J41	단순성 및 점액화성 만성 기관지염	136,728	277,385	1,867,801	10,734,623	7,909,330
174	C61	전립선의 악성 신생물	134,933	1,459,387	30,095,277	532,450,409	476,888,439
175	F90	운동과다 장애	133,463	1,086,272	24,427,813	122,641,945	89,750,703
176	R04	기도출혈	132,761	248,694	1,146,462	29,446,601	20,526,908
177	M23	무릎의 내부 장애	129,852	529,167	3,997,711	75,994,940	52,430,643
178	H19	달리 분류된 질환에서의 공막 및 각막의 장애	128,912	239,343	1,065,189	14,815,056	10,420,385
179	S91	발목 및 발의 열린 상처	128,813	369,715	1,007,309	18,629,754	12,696,998
180	J98	기타 호흡 장애	128,687	261,914	1,780,250	40,779,049	25,281,537
181	L01	농가진	128,165	206,375	1,069,406	7,480,390	5,538,212
182	R06	호흡의 이상	126,620	256,485	2,603,967	43,991,504	28,462,528
183	K26	십이지장 궤양	125,211	246,658	3,913,318	44,628,400	32,083,053
184	K80	담석증	124,549	643,142	8,703,736	305,257,989	221,358,358
185	R52	달리 분류되지 않은 통증	123,973	217,290	2,286,165	15,834,067	9,652,593
186	T16	귀의 이물	123,818	160,021	394,192	7,079,248	5,023,881
187	L73	기타 모낭 장애	123,076	282,546	2,895,938	14,114,419	9,923,109
188	S20	흉부의 표재성 손상	121,047	172,088	867,809	10,940,284	7,170,421
189	R31	상세 불명 의 혈뇨	120,295	278,504	3,624,350	42,839,944	25,645,254
190	H02	눈꺼풀의 기타 장애	119,399	325,182	1,165,841	34,382,304	23,874,794
191	S81	아래 다리의 열린 상처	116,809	409,492	1,057,357	22,456,964	15,224,913
192	H43	유리체의 장애	114,801	199,210	1,378,634	34,379,133	24,428,479
193	F06	뇌손상, 뇌기능이상및신체질환에의한기타정신장애	113,860	451,280	16,354,637	58,122,669	39,017,244
194	L60	손발톱 장애	111,755	316,075	1,149,257	14,336,516	9,710,875
195	M67	윤활막 및 힘줄의 기타 장애	110,665	247,271	1,074,533	18,405,539	12,870,375
196	N48	음경의 기타 장애	109,590	167,291	880,397	8,981,198	6,285,884
197	E03	기타 갑상선 기능저하증	109,092	385,685	22,761,825	35,592,653	22,992,156
198	I21	급성 심근경색증	108,194	532,713	30,329,200	458,786,237	388,814,689
199	B34	상세 불명 부위의 바이러스 감염	108,024	193,473	825,018	24,756,369	19,576,525
200	J15	달리 분류되지 않은 세균성 폐렴	106,863	475,618	1,613,779	85,147,938	67,538,895

Note : Based on the Treatment Month (excluding herbal medicine, including pharmacy in Reimbursed Days, Medical Expense and Benefit)

제VI-3-2표
Table VI-3-2

질병소분류별 다빈도
Benefits by Frequency

순위 Rank	상병 기호 I.C.D	상 병 명 Diseases	진료실인원수 Patients	입내원일수 Visits	요양급여일수 Reimbursed Days	진료비 Medical Expense	급여비 Benefit
1	K05	치은염 및 치주 질환	9,806,817	20,590,269	35,553,373	1,127,355,135	788,230,634
2	J20	급성 기관지염	9,403,564	32,804,942	167,143,527	1,168,482,796	867,555,615
3	U07	U 0 7 의 응급 사용	4,501,700	7,666,068	33,055,159	644,723,306	531,942,431
4	J30	혈관 운동성 및 앨러지성 비염	3,951,862	9,232,228	68,349,950	351,529,089	255,821,777
5	I10	본태성 (원 발 성) 고혈압	3,512,514	24,715,985	959,056,899	2,238,585,677	1,609,832,388
6	J06	다발성 및 상열병 무위 의 급성 상기도 감염	3,443,521	6,608,759	35,746,299	235,589,451	172,790,539
7	K02	치아 우식	3,312,552	5,680,554	7,029,637	322,088,216	228,236,845
8	M54	등통증	3,220,233	14,498,734	71,167,477	897,017,952	643,384,634
9	K29	위염 및 십이지장염	3,039,859	5,253,091	59,876,364	333,164,752	232,069,106
10	J02	급성 인두염	2,802,346	5,477,320	28,042,510	194,893,281	143,684,590
11	K21	위식도 역류병	2,768,874	5,584,468	91,531,271	399,191,112	277,345,290
12	J03	급성 편도염	2,742,413	5,413,660	26,640,875	206,721,461	152,482,528
13	H10	결막	2,600,740	4,333,195	17,534,317	215,548,108	156,083,951
14	J00	급성 비인두염 [감기]	2,507,612	4,975,646	27,450,190	160,913,731	120,155,161
15	L23	앨러지성 접촉피부염	2,439,287	4,587,122	29,358,264	157,762,752	115,572,477
16	A09	감염성 및 상열병 기원의 기타 위장염 및 결장염	2,312,431	4,109,651	21,138,777	315,574,374	227,186,730
17	J01	급성 부비동염	2,200,520	5,557,612	30,044,957	220,047,230	161,513,143
18	M17	무릎 관절증	2,174,273	14,486,843	126,957,234	1,528,819,850	1,085,841,256
19	J04	급성 후두염 및 기관염	1,833,524	3,504,256	19,260,541	134,884,635	98,592,970
20	E78	지질 단백질 대사 장애 및 기타 지질증	1,812,486	6,340,656	332,895,670	629,821,467	438,295,714
21	M79	달리 분류되지 않은 기타 연조직 장애	1,808,586	4,262,696	25,983,497	184,008,977	129,803,589
22	R10	복부 및 골반 통증	1,795,769	2,737,688	19,302,915	348,812,392	223,158,895
23	H04	눈물계통의 장애	1,792,474	3,242,652	19,260,084	236,729,319	168,258,923
24	K04	치수 및 근단주위 조직의 질환	1,627,356	5,132,330	8,236,711	277,536,005	195,344,108
25	N30	방광	1,585,503	3,548,600	27,383,746	212,951,327	148,425,477
26	E11	2형 당뇨병	1,525,678	10,521,500	388,458,895	1,398,752,733	980,950,277
27	H52	굴절 및 조절의 장애	1,425,968	2,128,805	6,513,211	161,538,668	113,529,902
28	M75	어깨 병변	1,330,363	6,838,628	35,730,451	519,359,181	368,920,428
29	J40	급성 인지만성 인지명시되지 않은 기관지염	1,322,084	2,742,420	15,628,427	122,062,389	87,604,008
30	L50	두드러기	1,296,838	2,482,377	24,265,695	103,414,864	72,278,060
31	N76	질 및 외음부의 기타 염증	1,193,519	2,184,788	12,126,128	163,820,363	111,552,792
32	J32	만성 부비동염	1,175,707	2,900,212	15,230,442	153,279,496	109,313,645
33	M48	기타 척추 병증	1,153,234	7,277,940	59,153,149	624,679,883	450,169,810
34	M81	병적 골절이 없는 골다공증	1,143,967	3,255,121	106,709,300	324,550,497	222,952,196
35	J10	확인된 계절성 인플루엔자 바이러스에 의한 인플루엔자	1,138,781	1,695,462	7,532,050	125,391,924	98,538,840
36	Z11	감염성 및 기생충성 질환에 대한 특수 선별 검사	1,091,313	1,999,786	4,262,591	68,986,247	50,928,893
37	S93	발목 및 발부위의 관절 및 인대의 탈구, 염좌 및 긴장	1,083,948	2,871,187	9,509,898	163,048,684	113,081,223
38	S33	요추 및 골반의 관절 및 인대의 탈구, 염좌 및 긴장	1,069,831	3,261,607	13,774,953	185,856,977	132,382,920
39	M65	운할 막염 및 힘줄 운할 막염	1,064,704	3,177,468	16,672,386	163,728,542	114,989,390
40	N72	자궁경부의 염증성 질환	1,061,609	1,843,709	9,663,965	153,052,462	103,832,306
41	K03	치아 경조직의 기타 질환	1,044,595	1,539,986	2,383,416	84,364,903	59,284,074
42	M51	기타 추간판 장애	1,044,286	5,631,267	39,556,548	505,973,685	354,527,695
43	K59	기타 기능성 장 장애	1,034,656	1,718,694	18,414,804	118,961,632	82,310,003
44	K00	치아의 발육 및 맹출 장애	936,885	1,716,347	1,956,269	64,247,783	46,462,933
45	H00	맥립증 및 콩다래끼	933,777	1,546,606	6,461,279	74,268,846	52,639,093
46	H60	외이염	903,558	1,835,007	6,155,228	54,119,087	39,835,821
47	H16	각막	890,766	1,646,820	7,308,797	105,386,261	74,047,979
48	M25	달리 분류되지 않은 기타 관절 장애	888,683	2,548,220	15,666,509	143,644,760	100,142,130
49	B35	백선증	888,445	2,126,232	17,623,095	99,142,529	71,613,402
50	L30	기타 피부	854,447	1,479,715	10,972,894	61,241,269	41,374,909

주 : 진료일 기준 (한의학 제외, 요양급여일수, 진료비와 급여비는 약국포함)

상병 진료현황(여자)

of Disease(Female)

(단위 : 명, 일, 천원)

Unit : Person, Day, KRW 1,000

순위 Rank	상병 기호 I.C.D	상 병 명 Diseases	진료실인원수 Patients	입내원일수 Visits	요양급여일수 Reimbursed Days	진료비 Medical Expense	급여비 Benefit
51	H81	전 정 기 능 의 장 애	790,829	1,935,110	24,013,049	234,914,361	158,598,430
52	H35	기 타 망 막 장 애	778,225	1,751,634	16,805,171	339,706,355	249,176,252
53	K08	치 아 및 지 지 구 조 의 기 타 장 애	755,947	2,060,877	3,996,715	885,651,781	622,826,523
54	M19	기 타 관 절 증	753,307	2,366,879	35,434,522	235,625,166	158,529,616
55	M77	기 타 골 부 착 부 병 증	752,136	2,566,163	13,140,611	126,734,699	88,143,673
56	S63	손목및손부위의관절및인대의탈구, 염좌및긴장	744,208	1,612,886	6,240,158	79,776,568	55,689,927
57	L24	자 극 물 접 촉 피 부 염	740,274	1,199,127	7,154,655	40,576,965	29,247,534
58	N95	폐 경 및 기 타 폐 경 전 후 장 애	732,080	2,212,640	104,399,658	133,084,370	88,511,767
59	K58	과 민 대 장 증 후 군	727,404	1,137,668	8,866,296	94,322,671	64,776,799
60	H66	화 농 성 및 상 세 불 명 의 중 이 염	713,225	2,463,628	11,612,199	101,557,250	76,518,846
61	J11	바 이 러 스 가 확 인 되 지 않 은 인 플 루 엔 자	694,475	964,981	4,494,111	54,713,615	40,856,104
62	H25	노 년 백 내 장	691,563	1,984,155	7,592,603	451,169,471	349,399,293
63	M47	척 추 증	688,909	3,267,158	17,672,044	234,776,037	169,764,695
64	B37	칸 디 다 증	679,701	1,192,035	6,558,617	81,164,673	56,055,459
65	Z46	기타장치의부착및조정을위하여보건서비스와접하고있는사	679,301	968,282	1,078,611	67,790,429	48,462,630
66	N93	기 타 이 상 자 궁 및 질 출 혈	673,453	1,045,288	4,954,640	140,443,474	92,164,820
67	K01	매 물 치 및 매 북 치	670,239	1,348,965	3,360,488	99,964,212	67,473,875
68	L02	피 부 의 농 양 , 종 기 및 큰 종 기	670,150	1,345,739	6,845,231	56,265,539	40,077,701
69	M13	기 타 관 절 염	657,662	2,035,822	20,431,236	128,374,431	92,018,205
70	F32	우 울 에 피 소 드	654,784	5,240,294	98,102,412	424,132,758	322,196,519
71	R51	두 통	651,332	1,089,518	13,886,016	115,079,206	67,494,462
72	K63	장 의 기 타 질 환	649,846	962,727	7,141,091	335,058,506	224,794,769
73	R42	어 지 럼 증 및 어 지 려	641,691	1,144,478	15,048,276	151,085,478	94,992,452
74	K07	치 아 얼 굴 이 상 [부 정 교 합 포 함]	638,375	1,228,662	3,875,987	58,854,004	40,063,896
75	H40	녹 내 장	636,638	1,715,769	12,999,041	253,021,094	167,236,850
76	K52	기 타 비 감 염 성 위 장 염 및 결 장 염	624,114	899,176	4,759,781	44,322,004	31,765,273
77	D25	자 궁 의 평 활 근 종	618,942	1,331,886	10,831,998	359,563,227	234,030,450
78	J34	코 및 비 동 의 기 타 장 애	610,100	1,214,121	6,606,544	78,992,481	54,425,292
79	L03	연 조 직 염	598,527	1,280,531	5,916,636	71,781,562	51,630,235
80	J45	천 식	555,735	1,682,274	25,948,905	154,352,400	107,579,959
81	B00	헤르페스바이러스[단순헤르페스]감염	547,027	836,093	4,653,666	37,086,740	26,801,406
82	N64	유 방 의 기 타 장 애	543,508	719,329	2,733,574	96,327,368	58,848,089
83	J21	급 성 세 기 관 지 염	532,023	1,436,573	7,143,950	63,797,598	49,565,854
84	L20	아 토 피 성 피 부 염	528,139	1,176,639	9,804,364	83,728,682	65,940,446
85	M50	경 추 간 판 장 애	525,487	2,450,152	13,477,926	179,999,437	125,598,998
86	E03	기 타 갑 상 선 기 능 저 하 증	520,082	2,021,522	113,450,615	172,990,878	114,850,649
87	Z20	전 염 성 질 환 에 접 촉 및 노 출	519,628	757,440	2,520,348	36,360,050	27,721,479
88	R50	기 타 및 원 인 미 상 의 열	513,411	870,815	3,272,966	87,123,806	61,886,778
89	F41	기 타 불 안 장 애	511,118	2,972,226	59,124,136	199,311,175	150,498,240
90	R07	목 구멍 및 가 습 의 통 증	508,463	883,703	14,069,029	127,172,336	78,986,690
91	K12	구 내 염 및 관 련 병 변	502,763	810,759	3,444,344	28,267,179	20,661,819
92	S13	목부위의관절및인대의탈구, 염좌및긴장	488,572	1,330,752	4,915,381	70,163,418	49,413,222
93	J18	상 세 불 명 병 원 체 의 폐 령	484,871	2,343,526	8,488,921	422,115,136	332,253,310
94	N91	무 월 경 , 소 량 및 희 발 월 경	464,930	687,389	3,072,785	72,483,105	48,118,118
95	K30	기 능 성 소 화 불 량	459,556	703,100	7,456,926	43,019,275	29,416,980
96	B02	대 상 포 진	457,365	1,251,479	7,333,358	103,556,481	73,681,125
97	G47	수 면 장 애	444,450	1,481,429	36,624,244	94,031,479	67,565,448
98	F00	알츠하이머병에서 의 치매 (G30.0 - +)	444,320	18,165,451	100,192,505	1,750,994,432	1,305,608,126
99	N63	유 방 의 상 세 불 명 의 덩 이	417,483	660,673	2,108,400	95,452,066	57,853,792
100	Z34	정 상 임 신 의 관 리	417,460	3,144,509	9,104,068	350,704,971	291,522,463

Note : Based on the Treatment Month (excluding herbal medicine, including pharmacy in Reimbursed Days, Medical Expense and Benefit)

제VI-3-2표
Table VI-3-2

질병소분류별 다빈도
Benefits by Frequency

순위 Rank	상병 기호 I.C.D	상 병 명 Diseases	진료실인원수 Patients	입내원일수 Visits	요양급여일수 Reimbursed Days	진료비 Medical Expense	급여비 Benefit
101	J31	만 성 비 염 , 비 인 두 염 및 인 두 염	417,017	850,556	4,564,386	32,832,761	23,706,776
102	G43	편 두	411,932	967,256	16,818,856	84,710,516	55,238,832
103	N92	과 다 , 빈 발 및 불 규 칙 월 경	411,723	612,998	2,328,504	69,666,408	45,552,313
104	E04	기 타 비 독 성 고 이 터	410,750	843,140	16,729,903	83,157,911	47,977,812
105	S83	무 료 의 관 절 및 인 대 의 탈 구 , 염 좌 및 긴 장	404,767	1,433,000	6,480,203	118,457,096	81,750,028
106	K76	간 의 기 타 질 환	390,210	631,309	9,971,972	80,016,718	53,615,054
107	J38	달 리 분 류 되 지 않 은 성 대 및 후 두 의 질 환	388,383	699,797	4,760,005	49,580,563	34,285,775
108	D24	유 방 의 양 성 신 생 물	386,190	703,262	2,222,598	95,801,234	56,901,480
109	H01	눈 껍 찰 의 기 타 염 증	385,970	640,553	2,786,261	38,828,644	26,972,324
110	R11	구 역 및 구 토	375,762	507,969	2,858,075	30,142,999	20,760,729
111	S02	두 개 골 및 안 면 골 의 골 절	369,894	664,084	1,185,756	46,119,608	31,603,531
112	S61	손 목 및 손 의 열 린 상 처	360,459	1,140,832	2,906,312	52,600,458	34,581,692
113	N31	달 리 분 류 되 지 않 은 방 광 의 신 경 근 육 기 능 장 애	357,194	1,007,275	30,088,832	87,565,519	59,794,407
114	J22	상 세 불 명 의 급 성 하 기 도 감 염	353,933	746,272	4,039,996	26,305,274	19,380,051
115	H61	외 이 의 기 타 장 애	353,755	518,145	1,468,813	23,686,667	17,143,496
116	L21	지 루 피 부 염	349,329	662,225	4,817,530	22,945,934	16,380,193
117	G44	기 타 두 통 증 후 군	338,736	677,308	10,179,008	79,029,003	48,432,614
118	H11	결 막 의 기 타 장 애	336,205	489,631	2,298,652	33,651,142	23,291,161
119	L04	급 성 림 프 절 염	334,842	566,025	2,756,277	23,496,579	16,747,233
120	N94	여성생식기관및월경주기와관련된통증및기타병태	331,806	516,685	2,347,552	40,570,102	26,471,329
121	S23	흉 팍 의 관 절 및 인 대 의 탈 구 , 염 좌 및 긴 장	330,581	585,520	2,808,866	31,218,659	21,915,456
122	J36	편 도 주 위 농 양	330,134	627,915	3,006,559	26,139,800	19,071,459
123	K25	위 궤	328,441	665,908	10,212,281	73,614,857	52,326,500
124	N39	비 뇨 계 통 의 기 타 장 애	328,075	1,016,370	10,449,760	190,698,101	141,175,973
125	H65	비 화 농 성 중 이 염	327,859	834,209	3,931,684	39,121,677	28,055,870
126	C73	갑 상 선 의 악 성 신 생 물	323,628	1,424,454	92,106,044	295,056,163	235,610,982
127	L08	피 부 및 피 하 조 직 의 기 타 국 소 감 염	321,506	553,928	2,802,495	21,154,611	15,113,586
128	L25	상 세 불 명 의 접 촉 피 부 염	309,130	500,997	3,086,787	17,224,646	12,178,152
129	R05	기 침	308,843	544,164	5,771,269	41,347,344	24,018,498
130	S43	견 갑 대 의 관 절 및 인 대 의 탈 구 , 염 좌 및 긴 장	307,040	931,627	3,652,255	47,647,131	33,907,173
131	N60	양 성 유 방 형 성 이 상	301,698	491,790	1,748,580	62,683,276	35,145,969
132	K64	치 해 및 항 문 주 위 정 맥 혈 전 증	299,123	823,842	5,631,938	130,964,606	96,342,236
133	B08	달 리 분 류 되 지 않 은 피 부 및 점막병변이특징인기타바이러스감	298,940	626,318	2,269,220	26,655,750	21,969,409
134	A04	기 타 세 균 성 장 감 염	298,309	535,347	2,780,416	57,032,042	43,577,651
135	D50	철 결 핏 빈 혈	292,213	587,513	16,194,789	42,705,425	29,726,473
136	T85	기타내부인공삽입장치, 삽입물및이식편의합병증	284,999	364,286	551,773	25,775,743	19,046,444
137	R68	기 타 전 신 증 상 및 징 후	272,920	360,716	1,111,947	11,825,884	7,620,376
138	H90	전 음 성 및 감 각 신 경 성 청 력 소 실	269,548	469,853	3,423,419	52,382,835	32,875,183
139	I20	협 심 증	266,881	1,048,787	64,708,774	340,839,174	251,709,098
140	L29	가 려 움	262,719	432,333	3,340,952	18,531,302	13,236,308
141	H26	기 타 백 내 장	261,167	591,360	3,215,621	161,682,644	115,076,549
142	Z29	기 타 예 방 적 조 치 의 필 요	260,601	337,100	493,266	32,097,262	26,684,321
143	J39	상 기 도 의 기 타 질 환	260,091	499,821	2,653,989	26,757,998	18,790,617
144	J35	편 도 및 아 데 노 이 드 의 만 성 질 환	259,348	492,888	2,280,026	38,040,960	27,581,962
145	C50	유 방 의 악 성 신 생 물	250,254	4,325,061	60,753,369	1,551,604,662	1,379,786,264
146	T14	상 세 불 명 의 신 체 부 위 의 손 상	247,277	445,320	1,472,392	22,798,767	14,970,838
147	D23	피 부 의 기 타 양 성 신 생 물	246,195	498,690	1,213,656	35,718,777	23,432,642
148	R73	혈 당 치 상 승	245,691	402,251	9,994,870	31,538,829	20,557,801
149	I67	기 타 뇌 혈 관 질 환	244,042	1,019,524	33,029,367	367,067,552	280,476,240
150	F51	비 기 질 성 수 면 장 애	239,106	1,202,192	26,414,392	63,317,415	47,814,216

주 : 진료일 기준 (한의분류 제외, 요양급여일수, 진료비와 급여비는 약국포함)

상병 진료현황(여자) <계속>

of Disease(Female) <Cont'd>

(단위 : 명, 일, 천원)

Unit : Person, Day, KRW 1,000

순위 Rank	상병 기호 I.C.D	상 병 명 Diseases	진료실인원수 Patients	입내원일수 Visits	요양급여일수 Reimbursed Days	진료비 Medical Expense	급여비 Benefit
151	H93	달 리 분 류 되 지 않 은 귀 의 기 타 장 애	234,987	506,102	6,007,103	37,893,984	24,542,583
152	S22	늑 골 , 흉 골 및 흉 주 의 골 절	234,238	1,431,948	8,913,985	200,149,886	142,505,572
153	S92	발 목 을 제 외 한 발 의 골 절	232,944	1,357,162	4,425,091	126,554,152	88,680,314
154	J37	만 성 후 두 염 및 후 두 기 관 염	231,345	462,255	3,208,740	23,361,389	16,001,050
155	H36	달 리 분 류 된 질 환 에 서 의 망 막 장 애	229,302	600,987	16,593,289	87,919,477	56,825,690
156	D12	결 장 , 직 장 , 항 문 및 항 문 관 의 양 성 신 생 물	227,643	374,710	4,127,567	89,974,621	59,292,483
157	F06	뇌 손상, 뇌기능이상및신체질환에의한기타정신장애	227,216	729,600	33,423,951	97,134,401	65,273,868
158	M53	달 리 분 류 되 지 않 은 기 타 등 병 증	226,540	712,715	3,243,638	47,194,788	33,730,352
159	L28	만 성 단 순 태 선 및 가 려 움 발 진	225,963	437,021	3,496,453	19,982,955	13,621,274
160	I63	뇌 경 색 증	220,747	4,485,180	55,705,526	959,992,988	734,228,933
161	Z03	의심되는질병및병태를위한의학적관찰및평가	219,320	424,471	2,140,849	42,854,960	26,589,049
162	M62	근 육 의 기 타 장 애	218,767	559,275	2,670,467	30,031,867	21,464,792
163	H19	달 리 분 류 된 질 환 에 서 의 공 막 및 각 막 의 장 애	213,038	389,163	1,783,300	26,125,704	18,463,282
164	N86	자 궁 경 부 의 미 란 및 외 반	212,425	366,020	1,803,859	35,141,792	24,217,240
165	M72	섬 유 모 세 포 장 애	208,029	692,817	3,598,487	34,104,495	24,103,811
166	B07	바 이 러 스 사 마 귀	204,880	582,154	972,179	38,310,034	26,909,680
167	Z96	기 타 기 능 성 삼 입 물 의 존 재	203,513	562,538	2,587,947	44,846,472	30,905,848
168	B18	만 성 바 이 러 스 간 염	202,115	753,034	31,499,441	183,405,985	117,979,692
169	E14	상 세 불 명 의 당 뇨 병	201,310	1,001,899	36,974,525	151,178,947	105,184,971
170	N80	자 궁 내 막 증	199,588	518,678	12,651,147	127,976,202	80,790,180
171	S80	아 래 다 리 의 표 재 성 손 상	198,001	404,271	1,660,488	20,969,215	14,300,031
172	S90	발 목 및 발 의 표 재 성 손 상	196,838	304,945	1,134,106	15,543,233	10,295,471
173	G31	달 리 분 류 되 지 않 은 신경계통의기타퇴행성질환	193,337	623,115	26,051,592	65,218,470	47,873,188
174	E55	비 타 민 D 결핍	192,150	336,316	14,192,562	25,669,413	16,629,389
175	K75	기 타 염 증 성 간 질 환	188,383	499,344	12,848,655	83,367,519	59,397,578
176	H43	유 리 체 의 장 애	187,346	290,520	1,855,922	38,258,291	26,629,544
177	S60	손 목 및 손 의 표 재 성 손 상	185,914	290,581	1,019,235	14,946,744	9,882,846
178	H02	눈 껍 플 의 기 타 장 애	181,319	454,260	1,899,625	49,201,700	34,414,325
179	L85	기 타 표 피 의 비 후	181,294	325,348	1,514,661	9,455,676	6,711,721
180	S01	머 리 의 열 린 상 처	181,007	493,803	1,198,574	32,078,952	19,996,634
181	S00	머 리 의 표 재 성 손 상	180,401	284,579	779,902	16,920,698	10,796,753
182	A08	바 이 러 스 성 및 기 타 명 시 된 장 감 염	179,986	284,444	1,279,400	20,091,557	16,190,356
183	E05	갑 상 선 독 중 [갑 상 선 기 능 항 진 증]	179,923	875,164	31,246,408	78,454,800	47,441,258
184	R94	기 능 검 사 의 이 상 결 과	179,371	314,782	5,736,386	34,608,326	19,951,923
185	H91	기 타 청 력 소 실	178,101	422,736	2,862,813	49,291,505	30,646,609
186	R00	심 장 박 동 의 이 상	177,666	319,473	5,217,926	37,820,461	22,826,189
187	R52	달 리 분 류 되 지 않 은 통 증	175,395	324,101	3,433,995	21,055,524	12,824,630
188	J42	상 세 불 명 의 만 성 기 관 지 염	170,792	363,383	3,060,920	18,609,199	13,257,937
189	J41	단 순 성 및 점 액 화 능 성 만 성 기 관 지 염	170,725	346,351	2,231,991	13,315,447	9,836,198
190	I83	하 지 의 정 맥 류	168,984	418,916	9,226,076	43,687,986	31,122,130
191	I11	고 혈 압 성 심 장 병	168,270	716,015	40,567,821	110,235,037	73,839,299
192	M43	기 타 변 형 성 등 병 증	167,591	811,553	9,587,175	120,035,232	84,726,350
193	R31	상 세 불 명 의 혈 뇨	166,546	361,828	3,652,340	42,241,195	24,394,209
194	M76	발 을 제 외 한 다 리 의 골 부 착 부 병 증	164,496	435,862	2,014,758	19,238,936	13,365,542
195	S32	요 추 및 골 반 의 골 절	161,744	1,581,334	11,050,752	256,419,786	183,762,717
196	N87	자 궁 경 부 의 이 형 성	159,935	375,935	1,940,177	45,710,192	27,078,632
197	N84	여 성 생 식 관 의 폴 립	159,681	325,243	1,678,960	65,154,336	41,820,032
198	M23	무 림 의 내 부 장 애	158,291	757,442	6,744,733	110,601,534	76,621,090
199	E30	달 리 분 류 되 지 않 은 사 춘 기 의 장 애	158,216	809,723	1,567,682	89,854,442	51,329,354
200	M15	다 발 관 절 증	158,187	484,861	11,472,235	41,762,636	27,336,508

Note : Based on the Treatment Month (excluding herbal medicine, including pharmacy in Reimbursed Days, Medical Expense and Benefit)

제VI-4표
Table VI-4

질병소분류별 입원 다빈도
Inpatient Benefits by Frequency

순위 Rank	상병 기호 I.C.D	상 병 명 Diseases	진료실인원수 Patients	입내원일수 Visits	요양급여일수 Reimbursed Days	진료비 Medical Expense	급여비 Benefit
1	H25	노년백내장	321,269	503,678	684,967	550,692,038	441,176,506
2	U07	U 0 7 의 응급 사용	254,529	1,858,473	2,775,639	551,414,731	471,092,103
3	J18	상세불명병원체의폐렴	249,164	2,838,114	4,326,692	854,264,624	687,886,298
4	A09	감염성및상세불명기원의기타위장염및결장염	238,373	936,175	2,072,366	254,988,783	197,664,962
5	M51	기타추간판장애	210,641	1,487,172	4,061,348	383,105,401	282,493,016
6	Z38	출산장소에따른생존출생	196,952	984,158	997,583	96,214,540	95,084,250
7	Z11	감염성및기생충성질환에대한특수선택검사	193,191	1,038,988	1,253,560	21,104,898	17,089,059
8	K64	치핵및항문주위정맥혈전증	142,244	333,498	614,967	179,073,185	137,466,597
9	R50	기타및원인미상의열	129,414	367,213	748,265	83,803,672	67,230,774
10	F00	알츠하이머병에서의치매 (G 3 0 . - +)	124,290	20,617,833	20,938,248	1,783,929,675	1,342,948,444
11	M17	무릎관절증	123,639	2,430,516	4,489,420	860,150,448	651,319,317
12	M48	기타척추병증	122,675	1,224,350	3,082,758	323,977,106	240,939,887
13	R42	어지럼증및어지럼	119,587	214,386	623,126	82,542,486	56,942,230
14	J10	확인된결정성인플루엔자바이러스의한인플루엔자	119,453	499,998	985,835	119,136,991	104,459,954
15	R10	복부및골반통증	117,983	211,067	636,919	75,051,087	55,566,213
16	M75	어깨병변	115,745	938,647	2,296,269	348,666,463	258,227,539
17	I63	뇌경색증	106,387	6,671,071	8,555,275	1,557,337,024	1,240,566,935
18	J20	급성기관지염	101,454	551,175	1,059,335	99,497,094	83,273,909
19	K80	담석증	91,841	721,156	1,816,825	537,742,391	401,528,747
20	I20	협심증	89,177	380,025	1,702,399	459,887,053	411,753,590
21	S82	발목을포함한아래다리의골절	82,204	1,173,639	2,024,306	338,040,556	252,644,148
22	S32	요추및골반의골절	80,080	1,423,373	2,502,083	287,954,927	213,572,526
23	S52	아래팔의골절	79,030	724,119	1,466,695	267,346,991	200,382,735
24	G47	수면장애	78,203	182,771	234,638	77,949,914	61,734,718
25	S22	늑골, 흉골및흉추의골절	76,773	1,088,945	1,906,251	215,226,846	159,254,447
26	K35	급성총수염	69,435	366,734	671,571	299,077,442	221,664,717
27	Z03	의심되는질병및병태를위한의학적관찰및평가	68,540	280,944	485,176	38,242,480	29,076,693
28	E11	2형당뇨병	68,107	989,702	2,048,058	207,631,084	159,738,215
29	N20	신장및요관의결석	66,948	183,723	604,070	136,805,313	104,316,208
30	N39	비뇨계통의기타장애	65,563	523,840	988,978	185,963,025	145,753,047
31	K63	장기의기타질환	65,232	199,082	591,657	109,520,055	84,532,495
32	Z51	기타의학적관리를위하여보건서비스와접하고있는사람	63,984	1,087,694	4,012,689	656,809,845	605,594,478
33	R07	목구멍및가슴의통증	63,978	105,829	399,813	59,847,483	45,878,303
34	M50	경추간판장애	63,419	396,026	1,108,004	108,532,002	80,026,989
35	H81	전정기능의장애	63,183	210,739	611,614	71,263,128	49,752,787
36	S33	요추및골반의관절및인대의탈구, 염좌및긴장	62,852	310,346	547,295	46,272,239	34,612,336
37	H26	기타백내장	62,683	95,167	308,470	107,822,923	86,495,598
38	S06	두개내상	59,898	1,280,051	1,877,027	428,048,391	348,689,690
39	M54	등통증	59,773	268,704	546,844	53,023,129	39,249,517
40	D25	자궁의평활근증	59,348	269,738	550,627	214,198,718	154,410,473
41	S72	대퇴골의골절	56,979	2,349,323	3,385,851	603,211,122	458,042,679
42	S83	무릎의관절및인대의탈구, 염좌및긴장	56,302	531,177	1,065,093	171,501,086	119,040,526
43	A41	기타패혈증	55,796	1,141,408	1,278,126	328,812,497	266,409,829
44	R51	두통	55,168	114,055	398,341	41,986,321	28,418,741
45	S62	손목및손부위의골절	54,244	318,831	737,771	98,933,465	73,903,733
46	M23	무릎의내부장애	54,210	445,956	1,050,659	135,494,333	98,362,780
47	S92	발목을제외한발의골절	54,102	549,223	1,023,510	132,254,944	98,115,586
48	O80	단일자연분만	53,300	181,630	372,709	116,276,802	114,421,035
49	C50	유방의악성신생물	51,098	1,583,425	2,633,916	526,410,251	436,153,908
50	C34	기관지및폐의악성신생물	50,830	1,417,583	2,394,687	645,540,918	577,191,744

주 : 진료일 기준 (한의학류 제외)

상병 진료현황(계)

of Disease(Total)

(단위 : 명, 일, 천원)

Unit : Person, Day, KRW 1,000

순위 Rank	상병 기호 I.C.D	상 병 명 Diseases	진료실인원수 Patients	입내원일수 Visits	요양급여일수 Reimbursed Days	진료비 Medical Expense	급여비 Benefit
51	I67	기타 뇌혈관 질환	50,238	478,669	1,315,699	332,898,216	285,065,814
52	N18	만성 신장 병	48,976	1,996,156	2,556,417	532,042,850	457,974,112
53	B34	상세 불명 부위의 바이러스 감염	48,177	128,956	286,275	31,756,487	27,485,044
54	I83	하지의 정맥류	47,927	76,190	415,886	33,304,430	25,862,418
55	N10	급성 세뇨관-간질 신장염	47,477	467,258	870,574	148,716,489	114,327,292
56	J03	급성 편도염	46,370	208,840	388,357	33,809,761	28,808,191
57	S42	어깨 및 위팔의 골절	44,715	491,321	929,511	175,413,906	131,293,425
58	K92	소화계통의 기타 질환	43,891	180,551	438,573	86,364,637	67,488,115
59	J34	코 및 비동의 기타 장애	42,459	83,028	233,836	52,609,989	38,537,363
60	J12	달리 분류되지 않은 바이러스 폐렴	41,238	270,686	479,694	67,012,802	57,356,517
61	Z20	전염성 질환에 접촉 및 노출	40,535	145,335	180,150	4,577,859	3,799,599
62	K60	항문 및 직장부의 열창 및 누공	40,464	97,729	205,119	53,504,413	41,371,698
63	R55	실신 및 허탈	40,070	74,882	177,141	39,442,103	28,397,798
64	Z47	기타정형외과적추적치료를위하여보건서비스와접하고있는	39,926	182,215	591,523	72,011,592	54,083,260
65	C73	갑상선의 악성 신 생물	39,862	392,444	947,294	179,677,223	146,213,516
66	C16	위 의 악성 신 생물	39,567	989,218	1,838,261	412,041,656	363,713,465
67	J15	달리 분류되지 않은 세균성 폐렴	39,088	542,008	730,304	139,041,570	111,650,902
68	J11	바이러스가 확인되지 않은 인플루엔자	37,625	122,502	260,746	28,847,155	24,741,546
69	D24	유방의 양성 신 생물	37,549	64,814	170,439	21,317,390	15,913,394
70	S93	발목 및 발부위의 관절 및 인대의 탈구, 염좌 및 긴장	36,946	305,831	590,933	70,155,014	51,671,711
71	K61	항문 및 직장부의 농양	36,844	70,094	141,178	40,451,957	31,973,688
72	I10	본태성(원발성)고혈압	36,266	729,381	1,385,269	74,677,163	55,170,552
73	R06	호흡의 이상	36,123	130,563	229,959	38,162,838	29,629,558
74	O82	제왕절개에 의한 단일 분만	36,020	222,233	335,710	102,756,355	89,256,326
75	G81	편마비	35,544	5,554,502	5,852,625	712,714,173	550,361,884
76	C22	간 및 간내담관의 악성 신 생물	34,985	822,376	1,924,696	465,619,721	417,317,193
77	I50	심부전	34,903	586,532	1,019,503	226,974,522	184,020,783
78	D12	결장, 직장, 항문 및 항문관의 양성 신 생물	34,535	100,461	292,983	53,972,608	41,634,749
79	R56	달리 분류되지 않은 경련	34,481	99,584	253,122	44,860,688	35,994,491
80	M65	윤활막염 및 힘줄 윤활막염	33,770	179,954	477,835	48,189,469	35,627,795
81	O33	알려진 또는 의심되는 불균형에 대한 산모 관리	33,371	203,242	277,228	89,993,123	77,649,703
82	K40	사타구니 탈장	33,248	103,641	246,035	85,049,866	66,542,303
83	J06	다발성 및 상세 불명 부위의 급성 상기도 감염	32,430	73,027	173,439	14,073,840	11,576,576
84	K29	위염 및 십이지장염	31,904	82,079	237,886	24,000,012	18,143,746
85	N84	여성 생식관의 폴립	31,221	46,145	170,021	26,006,291	19,311,656
86	I21	급성 심근경색증	30,791	270,108	680,160	427,158,384	392,931,972
87	N40	전립선 증식증	30,132	127,139	415,847	58,893,261	44,814,871
88	J02	급성 인두염	29,831	114,548	212,442	16,715,036	14,134,253
89	O34	골반기관의 알려지지 않은 이상에 대한 산모 관리	29,648	192,746	294,975	85,001,678	73,534,509
90	I25	만성 허혈성 심장 병	29,316	157,214	677,669	187,844,393	167,155,608
91	G44	기타 두통 증후군	28,695	75,893	270,410	26,926,410	17,599,264
92	K56	탈장이 없는 마비성 장 폐색증 및 장 폐색	27,768	239,701	408,503	96,910,640	76,002,544
93	S02	두개골 및 안면골의 골절	27,752	149,398	309,937	63,207,693	45,944,036
94	J32	만성 부비동염	27,568	84,365	233,640	63,718,865	45,622,670
95	I48	심방 세동 및 조동	26,941	175,067	549,347	217,992,160	196,179,449
96	L03	연조직 염병	26,876	263,929	479,993	62,327,085	47,315,789
97	G20	파킨슨 증	26,387	3,082,571	3,288,997	361,138,539	299,926,230
98	K59	기타 기능성 장 장애	26,320	72,048	219,805	18,782,738	14,279,771
99	A04	기타 세균성 장 감염	26,217	209,773	383,069	64,216,116	51,449,776
100	C18	결장의 악성 신 생물	26,095	837,045	1,461,698	349,604,248	311,313,198

Note : Based on the Treatment Month (excluding herbal medicine)

제VI-4표
Table VI-4

질병소분류별 입원 다빈도
Inpatient Benefits by Frequency

순위 Rank	상병 기호 I.C.D	상 병 명 Diseases	진료실인원수 Patients	입내원일수 Visits	요양급여일수 Reimbursed Days	진료비 Medical Expense	급여비 Benefit
101	J21	급 성 세 기 관 지 염	25,962	151,247	297,663	33,147,110	28,786,354
102	C61	전 립 선 의 악 성 신 생 물	25,361	440,515	762,258	131,387,659	115,626,413
103	B02	대 상 포 진	25,069	211,747	404,751	45,137,501	34,096,922
104	B08	달리분류되지않은파부및점막병변이특징인기타바이러스감	24,825	106,905	192,365	21,524,372	19,548,100
105	M43	기 타 변 형 성 등 병 증	24,355	276,136	722,026	100,793,165	75,427,901
106	S66	손 목 및 손 부 위 의 근 육 및 힘 줄 의 손 상	23,851	133,853	300,832	41,751,285	31,228,692
107	I61	뇌 내 출 혈	23,441	2,415,899	2,856,232	594,965,799	489,160,138
108	J45	천 식	23,145	256,123	453,664	51,203,274	39,788,428
109	K81	담 낭	22,773	220,783	464,964	127,175,726	94,638,454
110	A08	바 이 러 스 성 및 기 타 명 시 된 장 감 염	22,471	101,684	193,084	24,013,695	21,068,556
111	K57	장 의 계 설 병	22,388	146,775	309,036	58,844,763	44,254,115
112	H35	기 타 망 막 장 애	22,319	64,109	151,900	77,075,447	61,748,709
113	J35	편 도 및 아 데 노 이 드 의 만 성 질 환	22,315	65,158	194,482	37,392,875	29,765,806
114	D13	기타및부위불명 의 소화계통의양성신생물	22,293	106,329	386,446	67,538,342	51,707,606
115	S01	머 리 의 열 린 상 처	22,079	50,247	122,758	17,082,249	12,703,947
116	N17	급 성 신 부 전	21,578	310,479	500,683	136,926,827	109,341,727
117	T78	달 리 분 류 되 지 않 은 유 해 작 용	21,428	33,119	103,393	9,475,587	7,545,053
118	M19	기 타 관 절 증	21,151	284,260	624,321	108,852,994	81,305,469
119	J40	급 성 인 지 만 성 인 지 명 시 되 지 않 은 기 관 지 염	21,094	134,697	297,322	27,451,577	20,803,532
120	D27	난 소 의 양 성 신 생 물	20,668	96,698	184,268	76,523,601	55,198,056
121	G45	일 과 성 뇌 허 혈 발 작 및 관 련 증 후 군	20,592	92,962	278,654	44,716,046	30,171,618
122	R11	구 역 및 구 토	19,505	41,460	111,389	11,883,494	9,518,953
123	N63	유 방 의 상 세 불 명 의 덩 이	19,450	28,320	64,277	6,761,369	5,144,157
124	S61	손 목 및 손 의 열 린 상 처	19,192	63,949	149,610	18,246,240	13,831,504
125	E14	상 세 불 명 의 당 뇨 병	19,105	271,299	501,609	67,831,086	52,376,689
126	M79	달 리 분 류 되 지 않 은 기 타 연 조 직 장 애	19,066	83,585	176,122	17,064,441	12,755,088
127	K21	위 - 식 도 역 류 병	18,542	75,301	259,600	22,707,885	16,803,452
128	K85	급 성 체 장 염	18,525	183,664	386,582	75,819,954	57,789,056
129	M25	달 리 분 류 되 지 않 은 기 타 관 절 장 애	18,441	106,645	239,839	27,563,603	20,425,388
130	F20	조 현 병	18,311	2,839,308	3,158,122	290,741,346	237,434,573
131	S46	어 깨 및 위 팔 부 위 의 근 육 및 힘 줄 의 손 상	18,220	195,154	394,852	65,089,301	48,133,129
132	N80	자 궁 내 막 증	18,021	83,115	170,322	67,593,017	48,386,985
133	J69	고 체 및 액 체 에 의 한 폐 염	18,013	417,475	568,905	170,996,481	137,618,233
134	J44	기 타 만 성 폐 색 성 폐 질 환	17,890	427,753	622,178	102,890,446	80,015,414
135	G56	팔 의 단 일 신 경 병 증	17,568	100,259	265,593	32,978,177	24,307,968
136	E87	수분, 전해질및산-염기균형의기타장애	17,564	144,577	284,488	51,715,242	40,172,118
137	F10	알 콜 사 용 에 의 한 정 신 및 행 동 장 애	17,418	1,487,716	1,704,305	156,374,144	118,176,013
138	I46	심 장 정 지	17,250	93,000	113,445	92,407,640	76,757,234
139	D17	양 성 지 방 종 성 신 생 물	17,137	66,042	174,171	25,369,722	18,744,016
140	C25	체 장 의 악 성 신 생 물	16,546	655,114	1,455,764	283,595,432	255,290,974
141	C20	직 장 의 악 성 신 생 물	16,516	475,247	844,604	190,650,771	169,402,801
142	K25	위 궤 양	16,495	133,197	340,355	59,103,467	45,888,400
143	M47	척 추 증	16,381	210,929	408,366	46,998,244	35,487,112
144	S43	견 갑 대 의 관 절 및 인 대 의 탈 구, 염 좌 및 긴 장 통	16,143	102,451	220,468	30,594,003	22,646,546
145	G43	편 두	15,934	47,250	218,515	15,045,213	10,204,932
146	K75	기 타 염 증 성 간 질 환	15,824	189,084	377,269	76,123,080	59,280,294
147	H66	화 농 성 및 상 세 불 명 의 중 이 염	15,773	71,607	182,635	28,892,783	22,694,792
148	J05	급 성 폐 색 성 후 두 염 [크롭] 및 후 두 개 염	15,221	50,212	110,601	11,914,460	10,192,820
149	N83	난 소, 난 관 및 넓 은 인 대 의 비 염 증 성 장 애	15,158	56,553	124,409	46,664,103	33,963,193
150	N60	양 성 유 방 형 성 이 상	15,068	26,018	80,457	7,750,857	5,802,751

주 : 진료일 기준 (한의원류 제외)

상병 진료현황(계) <계속>

of Disease(Total) <Cont'd>

(단위 : 명, 일, 천원)

Unit : Person, Day, KRW 1,000

순위 Rank	상병 기호 I.C.D	상 병 명 Diseases	진료실인원수 Patients	입내원일수 Visits	요양급여일수 Reimbursed Days	진료비 Medical Expense	급여비 Benefit
151	C67	방광의악성신생물	14,984	258,380	469,233	108,220,464	96,249,163
152	M77	기타골부병증	14,726	90,905	238,377	23,952,546	17,515,645
153	G51	안면신경장애	14,590	56,948	170,673	28,029,994	20,042,633
154	O60	조기진통및분만	14,333	149,218	209,398	42,662,617	37,176,507
155	M67	윤활막및힘줄의기타장애	13,953	62,702	177,021	18,889,990	14,126,503
156	S13	목부위의관절및인대의탈구, 염좌및긴장	13,794	71,240	125,586	12,150,030	9,108,753
157	R00	심장박동의이상	13,650	26,090	61,542	11,923,055	9,501,310
158	O65	산모골반이상으로인한난산	13,589	90,069	117,426	38,128,499	32,866,610
159	K70	알콜성간질환	13,408	223,304	407,196	99,719,821	79,221,481
160	K83	담도 의 기 타 질 환	13,362	139,188	340,434	82,859,127	66,948,396
161	G40	뇌 전 증	13,302	176,785	389,473	57,404,239	46,683,522
162	S86	아래다리부위의근육및힘줄의손상	12,845	139,794	256,231	33,940,084	25,054,074
163	R04	기타도출혈	12,598	42,719	99,002	25,721,148	20,009,755
164	M24	기타특정관절장애	12,555	110,738	247,389	32,828,670	24,087,757
165	N30	방광염	12,399	67,410	157,939	19,789,487	15,356,911
166	F32	우울에피소드	12,123	396,209	534,204	54,012,010	41,394,511
167	M20	손가락및발가락의후천변형	12,064	131,274	298,268	43,643,493	32,715,153
168	T81	달리분류되지않은처치의합병증	11,643	128,029	226,800	49,984,844	39,641,493
169	S63	손목및손부위의관절및인대의탈구, 염좌및긴장	11,050	59,049	136,030	16,764,871	12,419,148
170	J00	급성비인두염 [감 기]	11,046	19,705	56,794	3,096,999	2,527,019
171	N62	유방의비대	10,978	12,993	50,562	16,022,764	12,491,404
172	G82	하반신마비및사지마비	10,927	1,570,229	1,705,614	230,912,486	180,829,400
173	M99	달리분류되지않은생체역학적병변	10,820	101,441	280,940	35,324,870	26,226,042
174	H50	기타사시	10,799	18,465	78,488	16,578,851	14,946,903
175	I47	발작성빈맥	10,755	39,072	102,961	64,666,020	59,269,956
176	I65	뇌경색증을유발하지않은뇌전동맥의폐쇄및협착	10,611	85,878	280,774	52,678,983	43,443,447
177	N93	기타이상자궁및질출혈	10,606	18,468	54,384	8,110,769	6,155,487
178	D21	결합조직및기타연조직의기타양성신생물	10,530	41,953	106,810	14,651,279	10,894,908
179	K31	위및십이지장의기타질환	10,426	43,148	142,400	23,501,658	18,629,334
180	K74	간의섬유증및경변증	10,402	187,556	332,367	80,401,770	64,729,062
181	N13	폐색성및역류성요로병증	10,384	69,925	189,791	44,146,040	35,204,848
182	J93	기흉	10,292	103,354	188,698	61,415,752	47,637,324
183	J90	달리분류되지않은흉막삼출액	10,196	138,313	220,143	55,288,079	44,178,773
184	K82	담낭의기타질환	10,141	46,761	158,695	38,969,745	28,275,508
185	O83	기타보조단일분만	10,084	34,037	68,266	21,560,150	21,244,429
186	F31	양극성정동장애	10,082	499,794	635,882	66,588,362	50,757,322
187	L50	두드러기	10,052	19,778	56,239	3,619,441	2,892,500
188	H33	망막박리및망막열공	10,003	33,010	90,705	42,089,415	33,401,197
189	P07	달리분류되지않은단기임신및저체중출산에관련된장애	9,903	216,569	273,505	196,335,684	194,773,890
190	J96	달리분류되지않은호흡부전	9,878	260,584	381,592	135,498,348	109,618,555
191	D05	유방의제자리암종	9,763	105,248	183,501	73,892,187	56,946,868
192	K62	항문및직장의기타질환	9,737	46,254	96,013	20,663,104	15,874,485
193	I60	지주막하출혈	9,727	640,984	822,110	274,735,886	238,540,876
194	K58	과민대장증후군	9,727	35,377	134,020	12,015,732	8,862,959
195	M13	기타관절	9,520	122,311	232,637	35,530,446	26,762,072
196	C79	기타및상세불명부위의이차성악성신생물	9,509	176,219	326,222	110,188,118	100,138,871
197	K52	기타비감염성위장염및결장염	9,502	39,532	91,256	10,999,691	8,561,092
198	C64	신우를제외한신장의악성신생물	9,499	179,625	303,759	71,213,102	62,604,245
199	S00	머리의표재성손상	9,475	17,924	38,807	4,782,581	3,526,082
200	C24	담도의기타및상세불명부분의악성신생물	9,365	348,766	635,110	173,784,810	156,777,194

Note : Based on the Treatment Month (excluding herbal medicine)

제VI-4표
Table VI-4

질병소분류별 입원 다빈도
Inpatient Benefits by Frequency

순위 Rank	상병 기호 I.C.D	상 병 명 Diseases	진료실인원수 Patients	입내원일수 Visits	요양급여일수 Reimbursed Days	진료비 Medical Expense	급여비 Benefit
201	E16	체 장 내 분 비 의 기 타 장 애	9,359	35,034	57,740	10,959,605	8,483,580
202	T14	상 세 불 명 의 신 체 부 위 의 손 상	9,348	34,192	73,064	10,162,643	7,715,296
203	D64	기 타 빈	9,277	49,496	117,733	17,833,346	13,911,476
204	I49	기 타 심 장 부 정 맥	9,011	60,845	137,037	64,084,482	56,904,554
205	P59	기타 및 상 세 불 명의 원 인 으 로 인 한 신 생 아 황 달	8,973	46,025	48,867	13,406,592	13,305,308
206	R05	기 침	8,969	26,314	56,542	3,444,455	2,696,506
207	H40	녹 내 장	8,939	20,985	51,933	15,922,936	11,647,921
208	J84	기 타 간 질 성 폐 질 환	8,899	169,865	282,097	81,519,401	68,291,978
209	C56	난 소 의 악 성 신 생 물	8,867	390,688	744,125	126,475,837	110,825,766
210	N81	여 성 생 식 기 탈 출	8,755	40,949	92,513	25,519,043	19,096,257
211	M87	골 괴 사	8,557	155,983	341,112	71,684,815	54,793,271
212	R22	피부 및 피 하 조 직 의 국 소 적 부 기 , 종 괴 및 덩 이	8,538	28,154	84,250	11,244,936	8,402,280
213	K76	간 의 기 타 질 환	8,535	57,029	167,396	24,770,571	19,293,919
214	J36	편 도 주 위 농 양	8,450	38,636	83,282	10,120,343	7,745,554
215	H91	기 타 청 력 소 실	8,402	45,751	121,226	22,825,418	15,528,796
216	J01	급 성 부 비 동 염	8,359	43,803	83,764	8,653,000	6,945,570
217	J98	기 타 호 흡 장 애	8,343	56,331	110,693	28,897,045	21,984,636
218	H02	눈 껍 풀 의 기 타 장 애	8,254	11,055	45,634	10,477,686	8,635,801
219	R57	달 리 분 류 되 지 않 은 쇼 크	8,249	123,895	180,734	100,473,865	82,020,954
220	D06	자 궁 경 부 의 제 자 리 암 종	8,101	34,026	80,025	15,663,861	13,131,357
221	P22	신 생 아 의 호 흡 곤 란	8,094	122,356	137,296	110,588,138	109,772,863
222	C78	호 흡 및 소 화 기 관 의 이 차 성 악 성 신 생 물	8,010	128,512	223,538	72,419,873	64,040,400
223	O81	집 게 및 진 공 흡 착 기 에 의 한 단 일 분 만	7,921	27,530	61,546	21,302,425	20,989,836
224	M62	근 육 의 기 타 장 애	7,867	67,596	114,856	19,065,248	14,730,635
225	J39	상 기 도 의 기 타 질 환	7,864	36,201	76,461	14,291,781	10,914,070
226	M00	화 농 성 관 절 염	7,854	179,388	273,264	53,261,762	40,177,629
227	F03	상 세 불 명 의 치 매	7,603	769,879	788,572	68,133,944	51,161,507
228	Z94	이 식 된 기 관 및 조 직 의 상 태	7,570	127,847	258,305	129,254,214	113,895,973
229	J38	달 리 분 류 되 지 않 은 성 대 및 후 두 의 질 환	7,560	25,403	96,623	12,083,722	9,377,572
230	E78	지 질 단 백 질 대 사 장 애 및 기 타 지 질 증	7,386	31,810	239,027	4,001,906	3,000,471
231	L89	육 창 궤 양 및 압 박 부 위	7,384	350,765	385,130	51,455,392	39,385,775
232	I42	심 근 병 증	7,267	123,099	224,379	84,175,355	75,140,330
233	T85	기타내부인공삽입장치, 삽입물 및 이식편의 합병증	7,173	37,246	84,288	27,666,787	22,520,677
234	R91	폐 의 진 단 영 상 검 사 상 이 상 소 견	7,068	27,874	58,699	15,375,704	11,837,468
235	K26	심 이 지 장 궤 양	7,046	66,755	147,999	35,146,933	27,424,274
236	K05	치 은 염 및 치 주 질 환	7,029	10,953	30,695	1,574,122	1,213,238
237	I71	대 동 맥 동 맥 류 및 박 리	7,018	123,097	215,360	177,371,376	157,467,815
238	H43	유 리 체 의 장 애	7,015	15,811	41,916	23,385,737	18,695,204
239	K55	장 의 혈 관 장 애	6,948	74,887	132,776	38,289,192	29,739,419
240	N64	유 방 의 기 타 장 애	6,778	12,413	33,199	6,684,013	4,791,828
241	R31	상 세 불 명 의 혈 뇨	6,720	23,717	59,795	9,938,824	7,750,353
242	E86	응 적 고 갈	6,714	18,978	36,241	5,230,731	4,178,613
243	O32	태아의알려진또는의심되는이상태위에대한산모관리	6,690	41,986	62,895	19,655,777	17,067,225
244	L72	피 부 및 피 하 조 직 의 모 낭 낭	6,688	21,980	60,962	6,981,522	5,312,314
245	C83	비 소 포 성 림 프 종	6,373	240,839	443,692	183,409,905	168,702,086
246	K65	복 맥	6,262	84,764	129,395	52,167,438	40,670,742
247	D32	수 맥 의 양 성 신 생 물	6,255	167,811	275,593	72,450,919	65,709,162
248	K86	체 장 의 기 타 질 환	6,247	53,675	187,365	26,274,027	19,687,472
249	G30	알 츠 하 이 머 병	6,230	716,059	746,837	65,984,527	50,039,629
250	I70	죽 상 경 화 증	6,106	79,939	169,465	56,628,250	44,281,604

주 : 진료일 기준 (한의학분류 제외)

상병 진료현황(계) <계속>

of Disease(Total) <Cont'd>

(단위 : 명, 일, 천원)

Unit : Person, Day, KRW 1,000

순위 Rank	상병 기호 I.C.D	상 병 명 Diseases	진료실인원수 Patients	입내원일수 Visits	요양급여일수 Reimbursed Days	진료비 Medical Expense	급여비 Benefit
251	S53	팔꿈치 의관절 및 인대의 탈구, 염좌 및 긴장	6,099	28,671	59,277	8,165,539	6,130,516
252	I35	비류 마티스 성 대동맥 판 장애	6,093	103,320	215,431	183,374,343	160,822,124
253	F41	기타 불안 장애	6,091	74,038	122,144	9,750,844	7,447,728
254	C44	기타 피부의 악성 신 생물	6,023	100,251	142,630	25,582,698	22,664,543
255	B17	기타 급성 바이러스 간염	5,954	39,889	89,132	13,363,014	10,180,324
256	O42	양막의 조기 파열	5,941	36,240	62,202	19,045,047	17,267,851
257	N87	자궁경부의 이형성	5,928	10,885	36,653	5,579,576	4,216,611
258	J04	급성 후두염 및 기관염	5,914	26,305	51,416	4,737,704	3,907,462
259	J30	혈관 운동성 및 앨러지성 비염	5,910	15,691	46,434	3,150,148	2,495,205
260	C54	자궁체부의 악성 신 생물	5,884	158,504	318,732	53,214,810	45,894,491
261	I26	폐색전증	5,883	110,918	186,078	42,612,858	34,196,051
262	T84	내부정형외과적인공삽입장치, 삽입물및이식편의합병증	5,816	154,890	277,376	66,195,926	50,860,513
263	D35	기타 및 상세불명의 내분비선 의 악성 신 생물	5,803	53,616	128,207	35,624,726	29,355,257
264	K50	크론 병 [국 소 성 장 염]	5,770	47,398	261,577	29,095,179	25,146,714
265	T50	이노제 및 기타상세불명의 약물, 약제 및 생물학적 물질에 의한	5,769	15,723	23,619	8,291,310	6,415,949
266	N85	자궁경부 를 제외한 자궁 의 기타 비염증성 장애	5,715	11,733	39,039	7,420,865	5,440,431
267	S68	손목 및 손 의 외상성 절단	5,715	76,105	118,930	22,545,073	16,854,024
268	I95	저혈압	5,688	23,188	46,218	7,363,681	5,515,148
269	M72	섬유모세포 장애	5,645	77,598	128,250	23,875,473	18,028,905
270	Z53	수행되지 않은 특정 처치를 위해 보건 서비스에 접하고 있는 사람	5,635	25,177	61,136	11,647,074	9,267,319
271	S30	복부, 아래 등 및 골반 의 표재성 손상	5,526	22,455	48,498	5,450,436	4,058,285
272	S80	아래 다리의 표재성 손상	5,524	27,535	59,668	5,402,904	4,066,529
273	O02	기타 비정상적 수태부산물	5,521	9,197	32,202	3,730,398	2,868,831
274	G93	뇌 의 기타 장애	5,515	264,890	337,746	64,804,031	51,112,923
275	C53	자궁경부의 악성 신 생물	5,442	172,622	321,166	60,211,759	53,368,569
276	S81	아래 다리의 열린 상처	5,425	39,726	72,066	10,309,364	7,711,893
277	M10	통풍	5,391	40,848	107,098	9,301,512	6,979,473
278	M71	기타 윤활낭 병증	5,326	50,550	100,677	13,539,785	10,095,105
279	K91	달리 분류되지 않은 소화계통 의 처치 후 장애	5,320	60,368	108,738	29,453,690	23,973,169
280	M21	사지의 기타 후천 변형	5,286	57,364	130,547	20,293,084	14,982,642
281	E04	기타 비독성 고이터	5,283	17,213	54,233	9,488,324	6,490,399
282	M16	고관절 증	5,279	88,050	206,967	39,615,081	30,110,950
283	L02	피부의 농양, 종기 및 큰 종기	5,268	47,994	85,783	14,419,301	10,977,115
284	M96	달리 분류되지 않은 처치 후 근 골격 장애	5,210	93,093	193,699	31,484,950	23,684,070
285	K30	기능성 소화 불량	5,148	16,357	53,465	5,271,377	3,977,453
286	M94	연골 의 기타 장애	5,128	24,668	66,898	8,361,447	6,103,105
287	M05	혈청 검사 양성 류마티스관절염	5,100	105,336	179,445	22,362,195	18,950,862
288	C92	골수성 백혈병	5,079	263,018	369,919	236,796,741	215,976,364
289	C15	식도의 악성 신 생물	5,075	172,611	311,038	77,803,761	70,191,311
290	C77	림프절 의 이차성 및 상세 불명의 악성 신 생물	5,043	55,378	104,025	27,881,970	24,611,805
291	D50	철결핍빈혈	5,035	29,080	80,484	7,739,084	6,022,525
292	A15	세균학적 및 조직학적으로 확인된 호흡기 결핵	4,996	122,226	180,645	45,934,271	43,946,116
293	K11	침샘 의 질환	4,973	17,299	51,367	7,685,044	5,720,706
294	S67	손목 및 손 의 으깬 손상	4,973	43,626	77,133	12,010,084	8,913,975
295	C90	다발골수증 및 악성 형질 세포 신 생물	4,954	198,102	336,742	115,935,073	106,366,428
296	R20	피부감각 의 장애	4,919	8,142	24,019	4,207,036	2,777,139
297	I88	비특이성 림프절염	4,878	19,203	41,600	6,345,520	5,131,426
298	R40	기면, 혼미 및 혼수	4,876	147,435	155,994	20,955,966	16,015,955
299	I64	출혈 또는 경색증으로 명시되지 않은 뇌졸중	4,815	65,531	84,788	13,400,691	9,788,869
300	S76	엉덩이 및 대퇴부위의 근육 및 힘줄 의 손상	4,749	44,671	81,167	9,641,369	7,167,919

Note : Based on the Treatment Month (excluding herbal medicine)

제VI-4표
Table VI-4

질병소분류별 입원 다빈도
Inpatient Benefits by Frequency

순위 Rank	상병 기호 I.C.D	상 병 명 Diseases	진료실인원수 Patients	입내원일수 Visits	요양급여일수 Reimbursed Days	진료비 Medical Expense	급여비 Benefit
301	Q21	심 장 중 격 의 선 천 기 형	4,739	48,775	106,684	90,075,305	85,433,614
302	R47	달 리 분 류 되 지 않 은 언 어 장 애	4,738	12,737	29,995	6,519,042	4,342,287
303	J47	기 관 지 확 장 증	4,707	47,159	90,787	17,744,130	13,593,434
304	R68	기 타 전 신 증 상 및 징 후	4,697	7,372	17,077	3,860,093	3,011,138
305	M86	골 수 염	4,689	121,880	185,444	35,303,964	26,945,204
306	I66	뇌경색증을유발하지않은대뇌동맥의폐쇄및협착	4,688	46,288	124,012	16,755,664	12,659,003
307	I44	방 실 차 단 및 좌 각 차 단	4,684	39,045	83,104	53,591,349	47,764,918
308	C71	뇌 의 악 성 신 생 물	4,674	272,141	422,688	106,121,131	95,055,623
309	K01	매 물 치 및 매 복 치	4,638	8,876	35,122	4,563,077	3,494,731
310	A49	상 세 불 명 부 위 의 세 균 감 염	4,625	55,784	84,940	19,728,577	15,957,466
311	T42	항뇌전증제, 진정제-수면제및항파킨슨제에의한중독	4,595	17,860	31,803	11,629,168	8,939,470
312	J33	코 폴 립	4,589	14,861	63,993	14,040,502	10,085,500
313	H04	눈 물 계 통 의 장 애	4,577	8,769	32,996	6,506,639	4,886,771
314	I62	기 타 비 외 상 성 두 개 내 출 혈	4,563	228,751	290,546	65,048,033	54,462,840
315	S20	흉 부 의 표 재 성 손 상	4,556	15,167	33,095	3,325,085	2,415,830
316	Z46	기타장치의부착및조정을위하여보건서비스와접하고있는사	4,545	9,598	29,738	4,110,743	3,459,140
317	D23	피 부 의 기 타 양 성 신 생 물	4,513	13,270	36,505	4,560,328	3,564,232
318	A75	발 진 티 푸 스	4,484	35,484	69,089	10,990,301	8,282,120
319	T82	심장및혈관인공삽입장치, 삽입물및이식편의합병증	4,457	32,412	57,377	34,474,352	30,652,293
320	J14	인 플 루 엔 자 균 에 의 한 폐 렴	4,426	30,237	52,547	7,871,004	6,577,452
321	O68	태 아 스트레스[절박]가합병된진통및분만	4,395	27,761	41,221	13,326,423	11,665,833
322	D01	기타및상세불명의소화기관의제자리암종	4,393	41,502	73,141	21,097,980	18,697,776
323	H65	비 화 농 성 중 이 염	4,393	16,028	46,865	8,198,012	6,454,076
324	M81	병 적 골 절 이 없 는 골 다 공 증	4,376	26,064	114,489	2,962,126	2,224,255
325	K22	식 도 의 기 타 질 환	4,371	33,364	84,092	16,938,782	13,140,547
326	D18	모 든 부 위 의 혈 관 종 및 림 프 관 종	4,365	22,882	59,378	11,444,144	8,687,535
327	G95	척 수 의 기 타 질 환	4,359	207,039	306,420	60,133,214	46,296,836
328	M84	골 연 속 성 의 장 애	4,320	57,548	111,423	21,524,197	16,542,559
329	N73	기 타 여 성 골 반 염 증 질 환	4,299	21,446	46,437	6,645,655	4,864,091
330	T23	손 목 및 손 의 화 상 및 부 식	4,284	34,164	47,993	13,180,942	10,105,969
331	Z50	재활처치를포함한치료를위하여보건서비스와접하고있는사	4,282	213,658	292,403	48,432,180	38,333,516
332	D16	골 및 관 절 연 골 의 양 성 신 생 물	4,281	20,215	53,658	9,216,687	6,919,191
333	D11	주 침 샘 의 양 성 신 생 물	4,260	20,157	53,498	15,241,664	10,599,361
334	C23	담 낭 의 악 성 신 생 물	4,235	138,875	251,731	60,790,946	54,454,014
335	K12	구 내 염 및 관 련 병 변	4,225	22,275	43,223	6,598,816	5,109,329
336	T24	발목및발을제외한엉덩이및다리의화상및부식	4,187	47,291	63,991	15,450,714	11,276,667
337	G91	수 두 증	4,161	142,935	208,350	38,903,471	30,722,982
338	M46	기 타 염 증 성 척 추 병 증	4,158	157,185	229,521	51,334,849	38,774,667
339	C19	직 장 구 불 결 장 접 합 부 의 악 성 신 생 물	4,156	113,162	204,609	52,595,205	46,905,048
340	N28	달 리 분 류 되 지 않 은 신 장 및 요 관 의 기 타 장 애	4,155	27,971	60,814	14,468,077	10,981,846
341	A16	세균학적으로나조직학적으로확인되지않은호흡기결핵	4,143	71,836	118,110	29,148,829	27,719,183
342	M80	병 적 골 절 을 동 반 한 골 다 공 증	4,130	44,512	132,303	12,081,257	9,071,773
343	D69	자 반 및 기 타 출 혈 성 병 태	4,128	34,114	66,686	20,025,726	16,537,374
344	N21	하 부 요 로 의 결 석	4,113	16,393	44,605	8,160,434	6,273,021
345	S56	아 래 팔 부 위 의 근 육 및 힘 줄 의 손 상	4,100	27,883	59,674	8,463,282	6,295,873
346	N41	전 립 선 의 염 증 성 질 환	4,004	31,451	71,979	10,591,206	8,053,502
347	Z09	악성신생물이외의병태에대한치료후추적검사	3,979	9,306	82,251	7,150,712	5,376,382
348	H53	시 각 장 애	3,978	9,270	29,364	5,367,276	3,555,093
349	O20	초 기 임 신 중 출 혈	3,949	19,410	26,735	3,124,028	2,613,802
350	Z52	기 관 및 조 직 의 기 증 자	3,871	28,859	69,122	35,086,817	29,340,174

주 : 진료일 기준 (한의원류 제외)

상병 진료현황(계) <계속>

of Disease(Total) <Cont'd>

(단위 : 명, 일, 천원)

Unit : Person, Day, KRW 1,000

순위 Rank	상병 기호 I.C.D	상 병 명 Diseases	진료실인원수 Patients	입내원일수 Visits	요양급여일수 Reimbursed Days	진료비 Medical Expense	급여비 Benefit
351	D70	무과립구증	3,860	30,202	59,449	17,043,116	15,377,168
352	Z34	정상임신관리	3,839	18,702	28,154	4,786,155	4,249,698
353	R73	혈당치상증	3,830	8,563	35,700	1,980,888	1,500,503
354	S60	손목 및 손의 표재성 손상	3,774	7,200	17,492	1,636,536	1,289,741
355	S91	발목 및 발의 열린 상처	3,746	24,243	45,030	6,107,989	4,614,442
356	I11	고혈압성심장병	3,729	54,838	99,466	11,079,802	8,391,626
357	N31	달리분류되지 않은 방광의 신경근육기능장애	3,698	30,069	77,546	6,150,699	4,684,946
358	I69	뇌혈관질환의 후유증	3,661	281,922	307,677	31,141,067	23,622,543
359	S73	고관절의 관절 및 인대의 탈구, 염좌 및 긴장	3,660	27,716	51,158	6,195,011	4,689,312
360	K51	궤양성대장염	3,655	36,164	139,222	16,654,753	14,306,419
361	E34	기타 내분비장애	3,624	9,126	17,924	3,557,946	3,077,263
362	K08	치아 및 지구조의 기타 장애	3,570	6,409	15,056	4,574,833	3,323,386
363	R94	기능검사 이상결과	3,546	10,000	42,922	3,955,810	3,110,055
364	R25	이상불수의 운동	3,537	9,991	29,317	4,189,992	2,987,264
365	R79	혈액화학의 기타 이상 소견	3,476	8,706	34,274	3,739,006	2,938,813
366	N43	음낭수종 및 정맥류	3,472	11,164	32,008	6,488,051	5,087,525
367	T25	발목 및 발의 화상 및 부식	3,471	52,228	69,135	17,463,088	13,412,046
368	M30	결절성 다발동맥염 및 관련 병태	3,457	25,449	89,332	11,017,729	9,835,906
369	A02	기타 살모넬라 감염	3,442	23,085	43,462	7,549,160	6,145,286
370	S09	머리의 기타 및 상세 불명의 손상	3,418	7,740	20,499	2,991,515	2,305,870
371	S23	흉곽의 관절 및 인대의 탈구, 염좌 및 긴장	3,414	18,521	33,371	2,991,880	2,246,374
372	R52	달리분류되지 않은 통증	3,403	16,517	33,726	3,608,279	2,690,506
373	I86	기타 부위의 정맥류	3,401	11,948	32,207	11,913,285	9,476,017
374	K72	달리분류되지 않은 간부전	3,394	48,873	87,980	29,042,477	23,951,036
375	O00	자궁외임신	3,394	14,127	30,256	9,805,609	7,372,582
376	T58	일산화탄소의 독성 효과	3,391	15,694	24,116	8,165,137	6,219,297
377	F43	심한 스트레스에 대한 반응 및 적응 장애	3,310	54,689	83,693	9,114,977	6,916,994
378	O30	다태임신	3,299	26,611	44,897	12,688,802	11,144,319
379	S96	발목 및 발부위의 근육 및 힘줄의 손상	3,299	28,369	52,540	6,951,874	5,190,159
380	K71	독성간질환	3,298	30,876	73,635	8,407,450	6,520,739
381	R26	보행과 이동의 이상	3,284	47,194	75,168	10,813,581	8,089,603
382	S05	눈 및 안와의 손상	3,281	10,783	23,630	5,231,235	3,972,645
383	S70	엉덩이 및 대퇴의 표재성 손상	3,265	17,120	34,324	3,656,959	2,716,044
384	J09	확인된 동물 매개 또는 범유행인플루엔자 바이러스에 의한 인플루엔자	3,243	10,682	21,721	2,551,779	2,202,404
385	T00	여러 신체 부위를 침범한 표재성 손상	3,238	10,347	22,768	3,142,754	2,256,381
386	D34	갑상선의 양성 신 생물	3,201	13,051	38,792	8,302,119	5,508,895
387	E23	뇌하수체의 기능 저하 및 기타 장애	3,157	13,984	25,578	6,047,016	5,112,887
388	G41	뇌전증 지속 상태	3,153	132,432	176,667	49,600,054	43,032,011
389	D33	뇌 및 중추 신경계의 기타 부분의 양성 신 생물	3,128	74,770	125,782	31,283,692	28,068,183
390	T18	소화관 속의 이물	3,109	9,165	20,156	4,799,297	3,689,802
391	K43	복벽탈장	3,097	22,504	44,254	12,070,790	9,299,390
392	O61	유도분만의 실패	3,073	17,101	25,402	7,626,039	6,674,293
393	B18	만성바리르스 감염증	3,069	23,469	68,134	10,131,822	8,171,708
394	J81	폐부종	3,061	37,586	62,993	15,379,509	12,376,017
395	K09	달리분류되지 않은 구강 영역의 낭	3,056	8,997	30,609	5,282,727	3,974,827
396	D09	기타 및 상세 불명 부위의 제자리 암 종	3,011	21,512	48,850	11,620,194	10,186,285
397	I80	정맥염 및 혈전 정맥염	3,006	35,784	78,490	16,040,265	12,535,436
398	Q10	눈꺼풀, 눈물기관 및 안와의 선천 기형	3,003	4,956	21,806	5,040,110	4,603,528
399	E10	1형 당뇨병	2,993	52,166	79,939	11,472,172	9,019,127
400	C49	기타 결합 조직 및 연조직의 악성 신 생물	2,971	90,109	174,206	36,601,754	32,256,234

Note : Based on the Treatment Month (excluding herbal medicine)

제VI-4표
Table VI-4

질병소분류별 입원 다빈도
Inpatient Benefits by Frequency

순위 Rank	상병 기호 I.C.D	상 병 명 Diseases	진료실인원수 Patients	입내원일수 Visits	요양급여일수 Reimbursed Days	진료비 Medical Expense	급여비 Benefit
401	R19	소 화 계 통 및 복 부 의 기 타 증 상 및 징 후	2,964	9,151	25,056	4,617,099	3,457,458
402	S90	발 목 및 발 의 표 재 성 손 상	2,923	8,574	19,738	1,691,158	1,305,981
403	T63	독 액 성 동 물 과 의 접 촉 의 독 성 효 과	2,909	11,589	24,840	3,466,692	2,692,541
404	H90	전 음 성 및 감 각 신 경 성 청 력 소 실	2,886	11,908	37,887	21,496,348	13,308,488
405	S64	손 목 및 손 부 위 의 신 경 의 손 상	2,884	14,835	33,684	4,807,118	3,579,291
406	D00	구 강 , 식 도 및 위 의 제 자 리 암 종	2,855	18,737	60,948	9,583,094	8,560,459
407	R45	정 서 상 태 에 관 련 된 증 상 및 징 후	2,852	4,632	11,358	1,780,473	1,373,825
408	J13	폐 렴 연 쇠 구 균 에 의 한 폐 렴	2,834	21,853	37,737	6,785,444	5,573,627
409	J46	천 식 지 속 상 태	2,796	36,441	69,762	8,478,442	6,653,590
410	S51	아 래 팔 의 열 린 상 처	2,796	12,763	27,028	3,753,189	2,817,809
411	D46	골 수 형 성 이 상 증 후 군	2,782	88,442	149,702	66,193,696	60,368,222
412	K42	배 꺾 탈 장	2,776	10,648	24,709	6,530,446	4,932,872
413	F06	뇌손상, 뇌기능이상및신체질환에의한기타정신장애	2,764	137,467	168,105	15,455,060	11,498,613
414	R09	순 환 계 통 및 호 흡 계 통 의 기 타 증 상 및 징 후	2,743	9,244	21,797	4,126,687	3,177,680
415	D36	기 타 및 상 세 불 명 부 위 의 양 성 신 생 물	2,728	13,476	36,778	6,985,247	5,094,466
416	R41	인 지 기 능 및 자 각 에 관 련 된 기 타 증 상 및 징 후	2,709	9,284	20,419	4,203,649	2,922,135
417	N94	여성생식기관및월경주기와관련된통증및기타병태	2,702	3,612	9,688	1,218,742	916,123
418	D10	입 및 인 두 의 양 성 신 생 물	2,701	6,644	25,995	3,142,663	2,358,627
419	C85	기 타 및 상 세 불 명 유 형 의 비 호 지 킨 림 프 종	2,694	64,754	110,205	31,862,696	28,590,847
420	D43	뇌및중추신경계통의행동양식불명또는미상의신생물	2,685	65,675	102,412	28,714,399	25,575,609
421	O66	기 타 난 산	2,650	16,429	22,112	7,370,379	6,456,575
422	G25	기 타 추 체 외 로 및 운 동 장 애	2,636	18,314	42,215	6,295,095	4,675,600
423	H36	달 리 분 류 된 질 환 에 서 의 망 막 장 애	2,636	6,137	14,902	8,030,670	6,393,189
424	D47	림프,조혈및관련조직의행동양식불명및미상의기타신생물	2,623	50,956	79,782	21,604,596	19,310,038
425	K66	복 막 의 기 타 장 애	2,619	16,287	30,854	10,560,121	8,055,473
426	O44	전 치 태 반	2,617	19,528	34,109	9,956,277	8,688,275
427	R13	삼 킴 곤 란	2,616	133,421	145,390	15,249,607	11,744,575
428	H27	수 정 체 의 기 타 장 애	2,600	4,942	12,648	7,104,521	5,670,169
429	Q18	열 굴 및 목 의 기 타 선 천 기 형	2,593	8,138	27,087	3,421,515	2,712,144
430	F33	재 발 성 우 울 장 애	2,586	96,276	128,245	13,997,654	10,597,756
431	D37	구강및소화기관의행동양식불명또는미상의신생물	2,570	32,697	56,230	13,937,877	11,691,761
432	S27	기 타 및 상 세 불 명 의 흉 관 내 기 관 의 손 상	2,570	28,476	49,094	15,191,283	11,991,112
433	I77	동 맥 및 세 동 맥 의 기 타 장 애	2,553	30,835	67,879	23,023,634	18,319,027
434	T20	머 리 및 목 의 화 상 및 부 식	2,541	27,732	36,976	11,480,063	8,712,372
435	C91	림 프 성 백 혈 병	2,528	123,854	228,049	118,082,012	108,012,004
436	E05	갑 상 선 독 증 [갑 상 선 기 능 항 진 증]	2,504	16,235	46,675	6,395,516	4,736,007
437	F29	상 세 불 명 의 비 기 질 성 정 신 병	2,500	157,339	183,490	19,062,252	15,078,583
438	F01	혈 관 성 치 매	2,497	313,506	322,357	29,398,375	22,299,645
439	J85	폐 및 종 격 의 농 양	2,488	46,092	69,548	20,873,738	16,399,825
440	S14	목 부 위 의 신 경 및 척 수 의 손 상	2,449	166,857	218,615	47,941,534	37,737,461
441	G50	삼 차 신 경 의 장 애	2,448	15,222	45,675	7,438,181	5,328,071
442	I72	기 타 동 맥 류 및 박 리	2,433	20,050	53,062	17,398,004	13,637,502
443	T88	달리분류되지않은외과적및내과적치료의기타합병증	2,430	7,947	18,493	3,215,222	2,562,360
444	M32	전 신 홍 반 루 푸 스	2,415	42,686	89,104	18,727,314	16,190,659
445	O14	전 자 간	2,396	19,000	36,090	9,962,337	8,792,901
446	G53	달 리 분 류 된 질 환 에 서 의 뇌 신 경 장 애	2,385	28,868	52,585	4,897,925	3,652,062
447	Z98	기 타 수 술 후 상 태	2,383	29,801	43,185	4,477,521	3,371,137
448	F34	지 속 성 기 분 [정 동] 장 애	2,371	46,001	73,512	11,906,429	9,138,004
449	M76	발 을 제 외 한 다 리 의 골 부 착 부 병 증	2,362	13,977	34,459	3,057,720	2,276,486
450	S65	손 목 및 손 부 위 의 혈 관 의 손 상	2,358	15,623	28,287	5,681,152	4,302,004

주 : 진료일 기준 (한의학 제외)

상병 진료현황(계) <계속>

of Disease(Total) <Cont'd>

(단위 : 명, 일, 천원)

Unit : Person, Day, KRW 1,000

순위 Rank	상병 기호 I.C.D	상 병 명 Diseases	진료실인원수 Patients	입내원일수 Visits	요양급여일수 Reimbursed Days	진료비 Medical Expense	급여비 Benefit
451	R60	달 리 분 류 되 지 않 은 부 중	2,356	13,793	31,373	4,532,798	3,488,750
452	D14	중 이 및 호 흡 계 통 의 양 성 신 생 물	2,345	9,525	30,663	6,087,351	4,520,758
453	M93	기 타 골 연 골 병 증	2,339	20,306	45,827	6,154,747	4,634,296
454	O36	기타알려진또는의심되는대아문제에대한산물관리	2,335	12,387	24,328	6,605,156	5,862,023
455	K04	치 수 및 근 단 주 위 조 직 의 질 환	2,313	7,144	18,632	2,385,696	1,778,266
456	U82	베 타 락탐 항 생 제 내 성	2,312	136,404	140,944	25,970,655	21,014,390
457	Z43	인공개구에대한관리를위하여보건서비스와접하고있는사람	2,300	21,244	42,881	11,751,189	9,737,640
458	L04	급 성 림 프 절 염	2,299	11,527	22,948	3,185,458	2,559,964
459	L75	아 포 크 린 땀 샘 장 애	2,273	3,355	9,142	706,531	553,788
460	O63	지 연 진 통	2,264	10,338	16,805	5,492,021	5,160,231
461	I99	순 환 계 통 의 기 타 및 상 세 불 명 의 장 애	2,245	6,600	11,151	1,869,647	1,381,352
462	M22	무 림 뼈 의 장 애	2,235	12,868	34,216	3,571,772	2,577,571
463	Z45	이식장치의조정및관리를위하여보건서비스와접하고있는사	2,226	6,468	20,372	7,894,446	7,199,706
464	L60	손 발 톱창 애	2,209	8,249	27,792	1,898,031	1,445,766
465	G12	척 수 성 근 위 축 및 관 련 증 후 군	2,202	125,277	241,928	83,403,056	75,400,992
466	N70	난 관 염 및 난 소 염	2,190	14,618	28,356	7,736,541	5,604,173
467	I31	심 장 막 의 기 타 질 환	2,189	26,305	52,328	15,641,912	13,240,070
468	J42	상 세 불 명 의 만 성 기 관 지 염	2,182	28,605	49,242	5,150,897	3,886,857
469	R62	기 대 되는 정 상 생 리 학 적 발 달 의 결 여	2,179	93,507	102,914	18,795,035	17,390,310
470	L05	모 소 낭	2,147	8,750	17,121	2,646,381	2,017,027
471	D30	비 뇨 기 관 의 양 성 신 생 물	2,133	12,093	26,878	6,281,366	4,746,802
472	Q83	유 방 의 선 천 기 형	2,125	3,438	13,911	2,763,475	2,118,806
473	R63	음 식 및 수 액 섭 취 에 관 계 된 증 상 및 징 후	2,123	12,660	26,500	3,239,150	2,460,371
474	M35	결 합 조 직 의 기 타 전 신 침 범	2,120	34,281	66,904	10,256,888	8,650,858
475	G90	자 율 신 경 계 통 의 장 애	2,110	26,044	44,028	6,208,553	5,120,721
476	T60	유 해 생 물 방 제 제 (농 약) 의 독 성 효 과	2,093	20,020	30,337	13,803,262	10,697,992
477	N12	급성또는만성으로명시되지않은세뇨관-간질신장염	2,090	22,570	37,973	6,016,625	4,597,763
478	D48	기타및상세불명부위의행동양식불명또는미상의신생물	2,089	16,185	34,193	8,787,226	7,303,713
479	Z54	회 복 기	2,085	31,079	42,389	5,440,621	4,310,995
480	F25	조 현 정 동 장 애	2,083	214,348	247,215	24,451,408	19,982,297
481	N45	고 환 염 및 부 고 환 염	2,081	13,875	30,521	4,204,454	3,237,613
482	C66	요 관 의 악 성 신 생 물	2,075	44,701	75,451	18,215,188	16,207,761
483	E66	비 만	2,070	12,506	58,542	19,513,328	14,663,565
484	F39	상 세 불 명 의 기 분 [정 동] 장 애	2,067	38,720	65,439	10,352,512	7,904,179
485	G61	염 증 성 다 발 신 경 병 증	2,064	108,570	163,604	31,842,097	27,413,864
486	Z01	호소증상또는보고된진단명이없는사람의기타특수검사및조	2,054	6,846	20,160	3,848,780	3,237,161
487	N19	상 세 불 명 의 신 부 전	2,051	36,988	51,162	7,368,172	5,613,392
488	R93	기타신체구조의진단영상검사상이상소견	2,041	8,290	20,020	4,919,362	3,763,194
489	S50	아 래 팔 의 표 재 성 손 상	2,037	4,805	10,729	1,041,595	821,203
490	G04	뇌 염 , 척 수 염 및 뇌 척 수 염	2,017	82,610	135,825	35,642,463	29,299,867
491	S40	어 깨 및 위 팔 의 표 재 성 손 상	2,011	7,718	17,373	1,547,387	1,152,894
492	E03	기 타 갑 상 선 기 능 저 하 증	2,002	15,221	58,412	2,868,044	2,210,120
493	A31	기 타 형태 의 마 이 코 박 테 리 아 에 의 한 감염	1,994	35,339	66,434	14,031,099	10,876,878
494	C32	후 두 의 악 성 신 생 물	1,986	49,185	84,425	17,885,705	16,022,248
495	J31	만 성 비 염 , 비 인 두 염 및 인 두 염	1,963	3,509	9,437	1,693,799	1,242,219
496	H49	마 비 성 사 시	1,927	7,834	25,686	4,360,733	3,089,757
497	R99	기 타 불 명 확 하고 상 세 불 명 의 사 망 원 인	1,907	2,213	2,228	1,282,170	1,024,852
498	C17	소 장 의 악 성 신 생 물	1,901	49,333	84,045	22,412,161	19,795,821
499	D61	기 타 무 형 성 빈 혈	1,891	28,832	53,496	24,582,147	21,521,677
500	G03	기 타 및 상 세 불 명 의 원 인 에 의 한 수 막 염	1,887	20,971	37,327	8,723,398	6,649,984

Note : Based on the Treatment Month (excluding herbal medicine)

제VI-4-1표

Table VI-4-1

질병소분류별 입원 다빈도

Inpatient Benefits by Frequency

순위 Rank	상병 기호 I.C.D	상병명 Diseases	진료실인원수 Patients	입내원일수 Visits	요양급여일수 Reimbursed Days	진료비 Medical Expense	급여비 Benefit
1	H25	노년 백내장	143,695	219,099	301,574	238,984,817	191,385,529
2	J18	상세 불명 병원체의 폐렴	129,270	1,521,846	2,322,565	488,098,957	394,250,113
3	U07	U 0 7 의 응급 사용	110,920	808,643	1,208,862	264,616,864	225,831,597
4	M51	기타 추간판 장애	105,749	716,262	2,038,192	193,997,687	142,675,535
5	A09	감염성 및 상해 불명 기원의 기타 위장염 및 결장염	103,552	386,111	868,880	106,146,525	82,993,991
6	Z38	출산 장소에 따른 생존 출생	100,328	501,651	508,207	49,071,797	48,496,002
7	Z11	감염성 및 기생충성 질환에 대한 특수 선별 검사	97,825	526,507	646,090	10,551,173	8,584,491
8	K64	치핵 및 항문 주위 정맥혈전증	73,207	170,453	315,076	91,746,577	70,475,288
9	R50	기타 및 원인 미상의 열	63,471	173,417	362,343	40,816,358	32,963,018
10	I20	협심증	60,717	230,933	1,161,882	334,092,958	301,250,322
11	I63	뇌경색증	59,029	3,083,448	4,172,452	808,587,761	645,744,808
12	G47	수면 장애	58,687	137,325	170,511	59,923,991	47,443,654
13	J10	확인된 계절성 인플루엔자 바이러스에 의한 인플루엔자	57,642	238,302	472,032	57,806,875	50,987,875
14	M75	어깨 병변	53,035	402,095	1,019,989	160,472,672	118,690,365
15	M48	기타 척추 병증	52,123	463,284	1,270,899	138,395,698	102,790,143
16	J20	급성 기관지염	48,626	256,866	497,024	46,989,256	39,763,380
17	R10	복부 및 골반 통증	47,014	82,466	254,000	30,119,847	22,456,177
18	K80	담석증	44,569	347,756	883,561	269,324,423	201,570,728
19	N20	신장 및 요관의 결석	43,912	108,576	375,786	83,670,898	63,772,353
20	R42	어지럼증 및 어지럼	43,911	77,748	227,206	31,220,272	21,440,715
21	S62	손목 및 손부위의 골절	39,024	221,042	520,410	70,948,335	53,018,739
22	E11	2형 당뇨병	38,757	496,268	1,198,430	117,781,998	90,784,629
23	K35	급성 충수염	37,211	195,665	359,240	160,937,854	119,651,566
24	Z03	의심되는 질병 및 병태를 위한 의학 적 관찰 및 평가	36,837	148,973	275,486	22,309,362	16,995,979
25	R07	목구멍 및 가슴의 통증	35,690	56,770	222,191	32,979,474	25,401,172
26	K63	장기의 기타 질환	35,557	103,990	320,712	58,727,735	45,428,211
27	F00	알츠하이머 병에서 치매 (G 3 0 . - +)	35,194	4,725,911	4,843,757	418,733,462	316,632,945
28	S82	발목을 포함한 아래 다리의 골절	35,045	460,574	811,084	145,034,150	108,812,614
29	S06	두개 내 손상	35,020	818,668	1,195,968	288,781,441	236,266,080
30	S83	무릎의 관절 및 인대의 탈구, 염좌 및 긴장	33,831	310,395	641,669	112,341,418	77,178,127
31	K60	항문 및 직장부의 열창 및 누공	33,354	82,129	171,545	44,655,028	34,501,427
32	C34	기관지 및 폐의 악성 신 생물	33,045	869,446	1,519,864	434,960,887	390,711,765
33	M50	경추간판 장애	31,706	199,618	579,458	62,235,544	45,887,255
34	H26	기타 백내장	30,294	44,077	140,039	50,071,536	40,159,462
35	Z51	기타 의학적 관리를 위하여 보건 서비스와 접촉하고 있는 사람	30,217	519,527	1,830,256	316,106,449	293,381,837
36	N40	전립선 증식증	30,132	127,139	415,847	58,893,261	44,814,871
37	K40	사타구니 탈장	30,086	94,980	226,952	76,502,821	59,469,085
38	K61	항문 및 직장부의 농양	29,963	58,127	117,763	33,256,272	26,236,705
39	M17	무릎 관절증	29,344	459,756	903,586	173,145,820	130,467,763
40	S33	요추 및 골반의 관절 및 인대의 탈구, 염좌 및 긴장	27,879	126,683	243,326	20,405,055	15,251,146
41	N18	만성 신장 병	27,754	936,418	1,265,488	276,972,812	238,929,137
42	S22	늑골, 흉골 및 흉추의 골절	26,604	314,964	554,231	69,574,564	51,819,655
43	C22	간 및 간내 담관의 악성 신 생물	26,388	584,065	1,435,948	351,928,252	315,635,131
44	C16	위장의 악성 신 생물	26,311	607,322	1,183,040	274,911,009	243,229,291
45	J34	코 및 비동의 기타 장애	25,775	55,043	156,227	34,694,530	25,338,461
46	C61	전립선의 악성 신 생물	25,361	440,515	762,258	131,387,659	115,626,413
47	S92	발목을 제외한 발의 골절	24,842	250,561	464,986	64,718,676	48,147,162
48	B34	상세 불명 부위의 바이러스 감염	24,630	66,862	148,379	16,483,630	14,316,540
49	S52	상완골의 골절	24,419	186,293	391,627	73,919,331	55,893,053
50	S42	어깨 및 위팔의 골절	24,384	215,786	439,717	83,853,268	62,775,416

주 : 진료일 기준 (한의학류 제외)

상병 진료현황(남자)

of Disease(Male)

(단위 : 명, 일, 천원)

Unit : Person, Day, KRW 1,000

순위 Rank	상병 기호 I.C.D	상병명 Diseases	진료실인원수 Patients	입내원일수 Visits	요양급여일수 Reimbursed Days	진료비 Medical Expense	급여비 Benefit
51	J03	급 성 편 도 염	23,610	105,618	197,357	17,323,397	14,822,647
52	I21	급 성 심 근 경 색 증	23,430	186,464	507,061	333,218,998	307,276,911
53	M23	무 료 의 내 부 장 애	23,219	165,739	413,375	55,413,908	40,026,121
54	M54	등 통 증	23,212	96,771	224,845	21,119,737	15,595,598
55	A41	기 타 패 혈 증	22,858	467,320	527,212	151,396,874	123,636,135
56	J12	달 리 분 류 되 지 않 은 바 이 러 스 폐 렴	21,807	144,664	257,315	36,423,528	31,178,530
57	K92	소 화 계 통 의 기 타 질 환	21,740	88,178	223,555	46,226,349	36,302,533
58	H81	전 정 기 능 의 장 애	21,551	69,132	207,226	24,853,974	17,214,011
59	S32	요 추 및 골 반 의 골 절	21,111	343,246	616,234	82,360,952	61,699,499
60	I25	만 성 허 혈 심 장 병	21,026	102,928	491,794	143,638,675	128,638,900
61	Z20	전 염 성 질 환 에 접 촉 및 노 출	20,294	74,864	92,702	2,185,986	1,822,886
62	D12	결 장 , 직 장 , 항 문 및 항 문 관 의 양 성 신 생 물	20,201	57,755	171,719	31,221,418	24,143,553
63	R56	달 리 분 류 되 지 않 은 경련	20,154	56,712	146,455	25,912,139	20,770,622
64	R51	두 통	19,792	38,855	140,132	14,772,377	10,087,971
65	Z47	기타정형외과적추적치료를위하여보건서비스와접하고있는	19,501	82,543	279,341	33,899,794	25,567,766
66	J15	달 리 분 류 되 지 않 은 세 균 성 폐 렴	19,403	277,621	372,288	75,533,547	60,831,568
67	S02	두 개 골 및 안 면 골 의 골 절	19,149	106,847	220,912	46,503,871	33,770,930
68	I83	하 지 의 정 맥 류	18,976	31,707	155,825	14,408,117	11,168,778
69	S93	발목및발부위의관절및인대의탈구, 염좌및긴장	18,837	154,251	300,766	36,989,244	27,224,410
70	R55	실 신 및 허 탈	18,376	34,889	82,990	19,076,892	13,720,547
71	J11	바 이 러 스 가 확 인 되 지 않 은 인 플 루 엔 자	17,942	56,936	122,525	13,441,852	11,631,920
72	R06	호 흡 의 이 상	17,547	54,985	106,714	18,417,129	14,401,391
73	S66	손 목 및 손 부 위 의 근 육 및 힘 줄 의 손 상	17,389	95,899	216,906	30,218,710	22,600,825
74	J32	만 성 부 비 동 염	17,079	50,644	137,995	40,795,235	29,194,010
75	I10	본 태 성 (원 발 성) 고 혈 압	16,947	229,421	679,225	25,092,040	18,678,116
76	I48	심 방 세 동 및 조 동	16,841	87,713	334,590	151,152,953	137,476,947
77	G81	편 마 비	16,834	2,409,802	2,575,191	324,392,913	250,873,572
78	I67	기 타 뇌 혈 관 질 환	16,073	148,165	402,888	103,549,196	88,270,902
79	L03	연 조 직 염	15,981	151,329	280,743	35,890,383	27,143,084
80	J06	다 발 성 및 상 세 불 명 부 위 의 급 성 상 기 도 감 염	15,648	33,589	81,696	6,618,623	5,507,274
81	S72	대 퇴 골 의 골 절	15,556	531,455	800,125	157,206,877	119,934,343
82	I50	심 부 전	15,371	211,909	411,277	107,722,812	88,883,834
83	S01	머 리 의 열 린 상 처	14,771	32,751	81,337	11,567,491	8,601,636
84	J21	급 성 세 기 관 지 염	14,471	82,478	165,152	18,483,524	16,164,318
85	K56	탈 장 이 없 는 마 비 성 장 폐 색 증 및 장 폐 색	14,436	122,137	208,828	50,684,686	39,932,433
86	C18	결 장 의 악 성 신 생 물	14,273	411,590	753,774	193,738,941	172,894,637
87	J02	급 성 인 두 염	14,229	52,517	100,004	7,895,104	6,741,548
88	F10	알 콜 사 용 에 의 한 정 신 및 행 동 장 애	14,046	1,296,305	1,474,563	134,096,308	101,393,924
89	J44	기 타 만 성 폐 색 성 폐 질 환	13,892	293,937	447,827	78,003,730	60,769,056
90	D13	기 타 및 부 위 불 명 의 소 화 계 통 의 양 성 신 생 물	13,745	63,667	239,313	40,530,648	31,222,922
91	N39	비 뇨 계 통 의 기 타 장 애	13,603	142,356	263,167	48,712,020	38,599,035
92	B08	달리분류되지않은피부및점막병변이특징인기타바이러스감	13,029	56,008	101,246	11,307,626	10,273,474
93	M65	윤 활 막 염 및 힘 줄 윤 활 막 염	12,476	65,696	175,243	18,046,238	13,337,077
94	K57	장 의 게 실 병	12,399	77,253	168,727	31,946,153	23,990,211
95	S61	손 목 및 손 의 열 린 상 처	12,386	42,464	98,925	12,332,828	9,337,153
96	I61	뇌 내 출 혈	12,260	1,179,990	1,412,894	309,450,986	255,101,400
97	C67	방 광 의 악 성 신 생 물	12,247	198,681	372,683	87,456,937	77,788,491
98	K85	급 성 췌 장 염	11,966	119,878	256,816	49,064,366	37,367,966
99	K29	위 염 및 십 이 지 장 염	11,699	28,985	90,439	9,203,109	6,951,438
100	J35	편 도 및 아 데 노 이 드 의 만 성 질 환	11,658	34,219	103,139	19,759,599	16,018,641

Note : Based on the Treatment Month (excluding herbal medicine)

제VI-4-1표

Table VI-4-1

질병소분류별 입원 다빈도

Inpatient Benefits by Frequency

순위 Rank	상병 기호 I.C.D	상병명 Diseases	진료실인원수 Patients	입내원일수 Visits	요양급여일수 Reimbursed Days	진료비 Medical Expense	급여비 Benefit
101	N17	급성신부전	11,583	149,412	248,256	71,964,504	57,668,474
102	A08	바이러스성 및 기타 명칭이 된 감염	11,526	51,821	98,346	12,292,967	10,866,654
103	A04	기타 세균성 장 감염	11,416	83,844	155,436	25,733,059	20,831,109
104	K81	담낭염	11,354	105,744	232,309	65,593,831	48,842,409
105	E14	상세 불명 의 당뇨병	11,212	145,007	301,532	41,532,423	32,140,763
106	S46	어깨 및 위팔부위의 근육 및 힘줄의 손상	11,198	110,168	230,234	39,713,227	29,339,612
107	K59	기타 기능성 장 장애	11,094	30,393	99,659	7,845,967	5,991,141
108	I46	심장 정지	10,853	57,949	72,336	61,475,835	51,431,811
109	N62	유방의 비대	10,720	12,330	48,729	15,545,911	12,132,588
110	C20	직장 악성 신 생물	10,490	280,377	528,426	124,395,527	110,693,420
111	K70	알콜성 간 질환	10,466	171,257	315,249	74,068,389	58,709,748
112	J69	고체 및 액체에 의한 폐렴	10,449	253,547	347,809	109,531,812	88,297,013
113	C73	갑상선의 악성 신 생물	10,412	87,029	232,193	50,066,395	40,751,268
114	S43	견갑대의 관절 및 인대의 탈구, 염좌 및 긴장	10,355	64,555	149,880	22,596,972	16,689,829
115	S86	아래 다리 부위의 근육 및 힘줄의 손상	10,258	108,929	202,986	27,046,899	19,945,282
116	G20	파킨슨 병	10,211	897,919	989,786	116,169,330	97,092,513
117	T78	달리 분류되지 않은 유해 작용	10,092	15,500	47,864	4,524,586	3,626,680
118	G44	기타 두통 증후군	9,792	23,989	90,140	8,966,511	5,863,589
119	J45	천식	9,789	80,470	158,772	17,496,519	13,767,901
120	H35	기타 망막 장애	9,722	27,015	66,005	33,232,256	26,700,699
121	J05	급성 폐색성 후두염 [크룹] 및 후두개염	9,639	30,447	68,150	7,412,061	6,343,461
122	G45	일과성 뇌허혈 발작 및 관련 증후군	9,522	40,244	125,740	20,905,567	14,117,905
123	K25	위궤양	9,449	70,438	189,781	34,885,196	27,101,429
124	B02	대상포진	9,400	74,662	147,877	17,016,488	12,858,222
125	K75	기타 염증성 간 질환	8,860	104,332	215,696	42,056,929	32,556,225
126	F20	조현 병	8,790	1,468,161	1,622,274	148,328,057	121,272,521
127	D17	양성 지방종성 신 생물	8,707	31,836	86,180	12,489,993	9,233,528
128	C25	췌장의 악성 신 생물	8,627	318,277	746,732	149,635,499	134,881,935
129	J93	기흉	8,588	87,757	159,568	52,587,885	40,777,201
130	J40	급성 인두염, 인두염, 인두염이 되지 않은 기관지염	8,321	48,088	113,511	10,165,843	7,726,918
131	M79	달리 분류되지 않은 기타 연조직 장애	8,059	29,745	69,323	6,796,726	5,083,460
132	M43	기타 변형성 등 병증	7,922	79,339	221,334	31,760,177	23,762,500
133	N10	급성 세뇨관-간질 신장염	7,800	80,327	155,694	27,271,432	21,593,124
134	M25	달리 분류되지 않은 기타 관절 장애	7,750	42,110	102,655	12,297,548	9,092,934
135	K21	위식도 역류 병	7,732	29,011	113,807	9,098,097	6,724,418
136	H66	화농성 및 상세 불명 의 중이염	7,514	33,951	84,350	13,020,772	10,286,873
137	R11	구역 및 구토	7,464	14,783	41,288	4,367,796	3,579,347
138	G40	뇌전증	7,333	96,991	214,596	31,314,988	25,471,734
139	M47	척추증	7,266	91,838	185,746	24,015,156	18,171,306
140	R04	기도출혈	7,229	24,669	56,588	14,890,363	11,656,545
141	K83	담도의 기타 질환	7,131	72,882	186,249	45,521,848	37,062,158
142	E87	수분, 전해질 및 산-염기 균형의 기타 장애	6,980	54,006	108,780	21,088,449	16,445,752
143	M19	기타 관절증	6,905	72,348	171,265	29,281,161	21,818,910
144	G51	안면신경 장애	6,901	24,422	76,631	11,762,729	8,356,053
145	S63	손목 및 손부위의 관절 및 인대의 탈구, 염좌 및 긴장	6,857	34,258	82,677	10,464,503	7,755,229
146	I65	뇌경색증을 유발하지 않은 뇌전동맥의 폐쇄 및 협착	6,710	51,865	177,089	37,350,496	31,410,545
147	M77	기타 골부착 부 병증	6,572	37,739	103,295	10,307,312	7,523,308
148	C64	신우를 제외한 신장의 악성 신 생물	6,516	113,243	199,343	49,607,651	43,777,108
149	M24	기타 특정 관절 장애	6,383	48,697	118,338	16,685,947	12,234,640
150	T81	달리 분류되지 않은 처치의 합병증	6,323	67,825	120,590	27,052,622	21,504,675

주 : 진료일 기준 (한의학 제외)

상병 진료현황(남자) <계속>

of Disease(Male) <Cont'd>

(단위 : 명, 일, 천원)

Unit : Person, Day, KRW 1,000

순위 Rank	상병 기호 I.C.D	상병명 Diseases	진료실인원수 Patients	입내원일수 Visits	요양급여일수 Reimbursed Days	진료비 Medical Expense	급여비 Benefit
151	S13	목부위의관절및인대의탈구, 염좌및긴장	6,318	32,302	59,403	6,443,076	4,855,718
152	M67	윤활막및힘줄의기타장애	6,221	27,504	79,057	8,498,782	6,388,678
153	H33	망막박리및망막열공	6,119	20,243	56,261	25,960,972	20,608,840
154	K74	간의섬유증및경변증	6,021	106,866	191,365	44,451,994	35,657,406
155	G82	하반신마비및사지마비	5,998	800,821	884,665	122,521,172	95,990,760
156	J84	기타간질성폐질환	5,839	111,397	184,947	56,606,590	47,713,245
157	R00	심장박동의이상	5,820	10,348	25,635	5,006,672	4,011,388
158	G56	팔의단일신경병증	5,774	32,367	88,008	11,140,119	8,157,640
159	J96	달리분류되지않은호흡부전	5,718	141,143	215,067	81,305,398	65,867,424
160	C24	담도의기타및상세불명부분의악성신생물	5,660	203,747	381,724	109,137,227	98,437,364
161	J90	달리분류되지않은흉막삼출액	5,616	72,118	117,461	31,080,677	24,899,204
162	H40	녹내장	5,426	12,543	32,077	9,908,834	7,257,617
163	T14	상세불명의신체부위의손상	5,414	17,663	40,325	5,823,665	4,435,299
164	N13	폐색성및역류성요로병증	5,268	30,491	87,835	21,514,547	17,172,838
165	K76	간의기타질환	5,261	33,063	107,528	14,258,089	11,244,762
166	D21	결합조직및기타연조직의기타양성신생물	5,249	20,578	52,740	7,242,851	5,382,514
167	J00	급성비인두염[감기]	5,198	8,612	27,481	1,350,368	1,117,870
168	S00	머리의표재성손상	5,125	8,798	19,058	2,446,610	1,826,682
169	P07	달리분류되지않은단기임신및저체중출산에관련된장애	5,100	113,636	144,280	103,706,387	102,867,828
170	K62	항문및직장의기타질환	5,092	18,327	40,223	8,344,144	6,496,997
171	K82	담낭의기타질환	5,092	22,492	79,761	19,894,931	14,413,860
172	F32	우울에피소드	5,063	192,802	256,184	24,020,808	18,270,796
173	I47	발작성빈맥	5,047	19,644	53,799	33,937,383	31,082,488
174	I71	대동맥동맥류및박리	5,008	80,690	149,066	125,831,349	111,416,559
175	J36	편도주위농양	4,993	22,245	49,420	6,211,959	4,729,958
176	M99	달리분류되지않은생체역학적병변	4,990	40,598	120,238	15,610,731	11,566,697
177	T85	기타내부인공삽입장치, 삽입물및이식편의합병증	4,983	20,430	49,471	17,566,172	14,404,738
178	P59	기타및상세불명의원인으로인한신생아황달	4,971	25,294	26,903	7,326,945	7,269,220
179	C79	기타및상세불명부위의이차성악성신생물	4,941	88,343	166,782	58,098,733	52,889,183
180	H50	기타사시	4,933	8,494	35,849	7,491,073	6,740,359
181	K26	십이지장궤양	4,929	40,800	97,900	23,327,197	18,232,235
182	M87	골괴사	4,903	84,825	190,985	42,029,695	32,082,045
183	P22	신생아의호흡곤란	4,852	70,686	78,669	63,837,037	63,359,470
184	K31	위및십이지장의기타질환	4,832	21,559	69,102	12,120,566	9,647,716
185	M62	근육의기타장애	4,788	38,006	65,165	11,108,869	8,606,054
186	M10	통풍	4,782	34,268	94,070	7,915,118	5,920,880
187	I70	죽상경화증	4,639	55,861	125,343	44,002,425	34,456,903
188	J38	달리분류되지않은성대및후두의질환	4,615	14,451	58,656	7,208,555	5,595,543
189	Z94	이식된기관및조직의상태	4,601	79,893	161,259	81,682,854	72,071,194
190	E16	체장내분비의기타장애	4,573	13,219	23,835	4,839,391	3,775,999
191	S68	손목및손의외상성절단	4,533	60,784	95,168	18,125,845	13,540,969
192	J98	기타호흡장애	4,516	28,322	56,757	15,695,230	12,001,501
193	C15	식도의악성신생물	4,458	148,422	272,225	68,442,752	61,759,055
194	L50	두드러기	4,390	7,858	23,734	1,424,460	1,157,725
195	R05	기침	4,373	12,305	27,211	1,477,436	1,179,786
196	R22	피부및피하조직의국소적부기, 종괴및덩이	4,364	14,129	42,300	5,754,300	4,324,336
197	I42	심근병증	4,290	64,613	124,660	51,573,044	46,346,214
198	K58	과민대장증후군	4,278	14,235	58,965	5,204,113	3,847,728
199	R91	폐의진단영상검사상소견	4,267	16,716	36,285	9,363,803	7,219,819
200	G43	편두통	4,264	11,362	50,526	3,762,922	2,571,973

Note : Based on the Treatment Month (excluding herbal medicine)

제VI-4-2표
Table VI-4-2

질병소분류별 입원 다빈도
Inpatient Benefits by Frequency

순위 Rank	상병 기호 I.C.D	상병명 Diseases	진료실인원수 Patients	입내원일수 Visits	요양급여일수 Reimbursed Days	진료비 Medical Expense	급여비 Benefit
1	H25	노년백내장	177,574	284,579	383,393	311,707,221	249,790,978
2	U07	U 0 7 의 응급사	143,609	1,049,830	1,566,777	286,797,867	245,260,506
3	A09	감염성및상세불명기원의기타위장염및결장염	134,821	550,064	1,203,486	148,842,258	114,670,971
4	J18	상세불명병원체의폐렴	119,894	1,316,268	2,004,127	366,165,667	293,636,185
5	M51	기타추간판장애	104,892	770,910	2,023,156	189,107,714	139,817,481
6	Z38	출산장소에따른생존출생	96,624	482,507	489,376	47,142,744	46,588,248
7	Z11	감염성및기생충성질환에대한특수선택검사	95,366	512,481	607,470	10,553,724	8,504,568
8	M17	무릎관절증	94,295	1,970,760	3,585,834	687,004,629	520,851,554
9	F00	알츠하이머병에서의치매 (G 3 0 . - +)	89,096	15,891,922	16,094,491	1,365,196,213	1,026,315,498
10	R42	어지럼증및어지럼	75,676	136,638	395,920	51,322,214	35,501,515
11	R10	복부및골반통증	70,969	128,601	382,919	44,931,240	33,110,035
12	M48	기타척추병증	70,552	761,066	1,811,859	185,581,408	138,149,744
13	K64	치핵및항문주위정맥혈전증	69,037	163,045	299,891	87,326,608	66,991,310
14	R50	기타및원인미상의열	65,943	193,796	385,922	42,987,314	34,267,756
15	M75	어깨병변	62,710	536,552	1,276,280	188,193,792	139,537,174
16	J10	확인된계절성인플루엔자바이러스에의한인플루엔자	61,811	261,696	513,803	61,330,116	53,472,079
17	D25	자궁의평활근종	59,348	269,738	550,627	214,198,718	154,410,473
18	S32	요추및골반의골절	58,969	1,080,127	1,885,849	205,593,975	151,873,027
19	S52	아래팔의골절	54,611	537,826	1,075,068	193,427,660	144,489,681
20	O80	단일자연분만	53,300	181,630	372,709	116,276,802	114,421,035
21	J20	급성기관지염	52,828	294,309	562,311	52,507,838	43,510,529
22	N39	비뇨계통의기타장애	51,960	381,484	725,811	137,251,006	107,154,012
23	C50	유방의악성신생물	50,903	1,579,607	2,626,730	524,690,726	434,637,027
24	S22	늑골, 흉골및흉추의골절	50,169	773,981	1,352,020	145,652,282	107,434,793
25	I63	뇌경색증	47,358	3,587,623	4,382,823	748,749,264	594,822,127
26	K80	담석증	47,272	373,400	933,264	268,417,968	199,958,019
27	S82	발목을포함한아래다리의골절	47,159	713,065	1,213,222	193,006,405	143,831,535
28	H81	전정기능의장애	41,632	141,607	404,388	46,409,154	32,538,777
29	S72	대퇴골의골절	41,423	1,817,868	2,585,726	446,004,245	338,108,336
30	N10	급성세뇨관-간질신장염	39,677	386,931	714,880	121,445,056	92,734,169
31	D24	유방의양성신생물	37,507	64,727	170,253	21,281,246	15,886,475
32	M54	등통증	36,561	171,933	321,999	31,903,392	23,653,918
33	O82	제왕절개에의한단일분만	36,020	222,233	335,710	102,756,355	89,256,326
34	R51	두통	35,376	75,200	258,209	27,213,944	18,330,770
35	S33	요추및골반의관절및인대의탈구, 염좌및긴장	34,973	183,663	303,969	25,867,184	19,361,189
36	I67	기타뇌혈관질환	34,165	330,504	912,811	229,349,020	196,794,912
37	Z51	기타의학적관리를위하여보건서비스와접하고있는사람	33,767	568,167	2,182,433	340,703,396	312,212,641
38	O33	알려진또는의심되는불균형에대한산모관리	33,371	203,242	277,228	89,993,123	77,649,703
39	A41	기타패혈증	32,938	674,088	750,914	177,415,623	142,773,694
40	H26	기타백내장	32,389	51,090	168,431	57,751,387	46,336,136
41	K35	급성충수염	32,224	171,069	312,331	138,139,588	102,013,151
42	M50	경추간판장애	31,713	196,408	528,546	46,296,458	34,139,734
43	Z03	의심되는질병및병태를위한의학적관찰및평가	31,703	131,971	209,690	15,933,118	12,080,714
44	N84	여성생식관의폴립	31,221	46,145	170,021	26,006,291	19,311,656
45	M23	무릎의내부장애	30,991	280,217	637,284	80,080,425	58,336,659
46	K63	장의기타질환	29,675	95,092	270,945	50,792,321	39,104,284
47	O34	골반기관의알려진또는의심되는이상에대한산모관리	29,648	192,746	294,975	85,001,678	73,534,509
48	C73	갑상선의악성신생물	29,450	305,415	715,101	129,610,828	105,462,248
49	E11	2형당뇨병	29,350	493,434	849,628	89,849,085	68,953,586
50	S92	발목을제외한발의골절	29,260	298,662	558,524	67,536,268	49,968,424

주 : 진료일 기준(한의원류 제외)

상병 진료현황(여자)

of Disease(Female)

(단위 : 명, 일, 천원)

Unit : Person, Day, KRW 1,000

순위 Rank	상병 기호 I.C.D	상병명 Diseases	진료실인원수 Patients	입내원일수 Visits	요양급여일수 Reimbursed Days	진료비 Medical Expense	급여비 Benefit
51	I83	하 지 의 정 맥 류	28,951	44,483	260,061	18,896,313	14,693,640
52	I20	협 심 증	28,460	149,092	540,517	125,794,095	110,503,268
53	R07	목 구 멍 및 가 습 의 통 증	28,288	49,059	177,622	26,868,010	20,477,131
54	S06	두 개 내 손 상	24,878	461,383	681,059	139,266,951	112,423,610
55	B34	상 세 불 명 부 위 의 바 이 러 스 감 염	23,547	62,094	137,896	15,272,857	13,168,504
56	N20	신 장 및 요 관 의 결 석	23,036	75,147	228,284	53,134,415	40,543,855
57	J03	급 성 편 도 염	22,760	103,222	191,000	16,486,364	13,985,544
58	S83	무 료 의 관 절 및 인 대 의 탈 구 , 염 좌 및 긴 장	22,471	220,782	423,424	59,159,668	41,862,399
59	K92	소 화 계 통 의 기 타 질 환	22,151	92,373	215,018	40,138,288	31,185,582
60	R55	실 신 및 허 탈	21,694	39,993	94,151	20,365,211	14,677,251
61	M65	운 활 막 염 및 힘 줄 운 활 막 염	21,294	114,258	302,592	30,143,231	22,290,718
62	N18	만 성 신 장 병	21,222	1,059,738	1,290,929	255,070,038	219,044,975
63	D27	난 소 의 양 성 신 생 물	20,668	96,698	184,268	76,523,601	55,198,056
64	Z47	기타정형외과적추적치료를위하여보건의서비스와접하고있는	20,425	99,672	312,182	38,111,798	28,515,493
65	S42	어 깨 및 위 팔 의 골 절	20,331	275,535	489,794	91,560,638	68,518,008
66	Z20	전 염 성 질 환 에 접 촉 및 노 출	20,241	70,471	87,448	2,391,873	1,976,713
67	K29	위 염 및 십 이 지 장 염	20,205	53,094	147,447	14,796,903	11,192,308
68	J15	달 리 분 류 되 지 않 은 세 균 성 폐 렴	19,685	264,387	358,016	63,508,023	50,819,334
69	J11	바 이 러 스 가 확 인 되 지 않 은 인 플 루 엔 자	19,683	65,566	138,221	15,405,303	13,109,626
70	I50	심 부 전	19,532	374,623	608,226	119,251,710	95,136,949
71	G47	수 면 장 애	19,516	45,446	64,127	18,025,924	14,291,064
72	J12	달 리 분 류 되 지 않 은 바 이 러 스 폐 렴	19,431	126,022	222,379	30,589,273	26,177,988
73	N63	유 방 의 상 세 불 명 의 덩 이	19,399	28,002	63,710	6,701,000	5,097,746
74	I10	본 태 성 (원 발 성) 고 혈 압	19,319	499,960	706,044	49,585,123	36,492,436
75	G44	기 타 두 통 증 후 군	18,903	51,904	180,270	17,959,900	11,735,675
76	G81	편 마 비	18,710	3,144,700	3,277,434	388,321,260	299,488,312
77	R06	호 흡 의 이 상	18,576	75,578	123,245	19,745,709	15,228,167
78	S93	발목및발부위의관절및인대의탈구,염좌및긴장	18,109	151,580	290,167	33,165,769	24,447,301
79	N80	자 궁 내 막 증	18,021	83,115	170,322	67,593,017	48,386,985
80	C34	기 관 지 및 폐 의 악 성 신 생 물	17,785	548,137	874,823	210,580,030	186,479,979
81	J06	다 발 성 및 상 세 불 명 부 위 의 급 성 상 기 도 감 염	16,782	39,438	91,743	7,455,218	6,069,302
82	J34	코 및 비 동 의 기 타 장 애	16,684	27,985	77,609	17,915,459	13,198,902
83	M43	기 타 변 형 성 등 병 증	16,433	196,797	500,692	69,032,988	51,665,401
84	G20	파 킨 손 병	16,176	2,184,652	2,299,211	244,969,208	202,833,717
85	B02	대 상 포 진	15,669	137,085	256,874	28,121,013	21,238,700
86	J02	급 성 인 두 염	15,602	62,031	112,438	8,819,932	7,392,705
87	K59	기 타 기 능 성 장 장 애	15,226	41,655	120,146	10,936,771	8,288,630
88	S62	손 목 및 손 부 위 의 골 절	15,220	97,789	217,361	27,985,131	20,884,994
89	N83	난 소 , 난 관 및 님 은 인 대 의 비 염 증 성 장 애	15,158	56,553	124,409	46,664,103	33,963,193
90	N60	양 성 유 방 형 성 이 상	15,049	25,970	80,326	7,727,527	5,784,530
91	A04	기 타 세 균 성 장 감 염	14,801	125,929	227,633	38,483,057	30,618,667
92	D12	결 장 , 직 장 , 항 문 및 항 문 관 의 양 성 신 생 물	14,334	42,706	121,264	22,751,190	17,491,195
93	O60	조 기 진 통 및 분 만	14,333	149,218	209,398	42,662,617	37,176,507
94	R56	달 리 분 류 되 지 않 은 경 련	14,327	42,872	106,667	18,948,550	15,223,869
95	M19	기 타 관 절 증	14,246	211,912	453,056	79,571,833	59,486,559
96	O65	산 모 골 반 이 상 으 로 인 한 난 산	13,589	90,069	117,426	38,128,499	32,866,610
97	J45	천 식	13,356	175,653	294,892	33,706,755	26,020,526
98	K56	탈 장 이 없 는 마 비 성 장 폐 색 증 및 장 폐 색	13,332	117,564	199,675	46,225,954	36,070,111
99	C16	위 의 악 성 신 생 물	13,256	381,896	655,221	137,130,647	120,484,174
100	J40	급 성 인 지 만 성 인 지 명 시 되 지 않 은 기 관 지 염	12,773	86,609	183,811	17,285,734	13,076,614

Note : Based on the Treatment Month (excluding herbal medicine)

제VI-4-2표

Table VI-4-2

질병소분류별 입원 다빈도

Inpatient Benefits by Frequency

순위 Rank	상병 기호 I.C.D	상병명 Diseases	진료실인원수 Patients	입내원일수 Visits	요양급여일수 Reimbursed Days	진료비 Medical Expense	급여비 Benefit
101	H35	기타 망막 장애	12,597	37,094	85,895	43,843,191	35,048,010
102	R11	구역 및 구토	12,041	26,677	70,101	7,515,698	5,939,607
103	C18	결장 의 악성 신 생물	11,822	425,455	707,924	155,865,307	138,418,561
104	B08	달리분류되지않은파부및점막병변이특징인기타바이러스감	11,796	50,897	91,119	10,216,745	9,274,625
105	G56	팔 의 단 일 신 경 병 증	11,794	67,892	177,585	21,838,059	16,150,328
106	G43	편 두 통	11,670	35,888	167,989	11,282,290	7,632,959
107	J21	급 성 세 기 관 지 염	11,491	68,769	132,511	14,663,586	12,622,036
108	K81	담 낭 염	11,419	115,039	232,655	61,581,896	45,796,045
109	T78	달 리 분 류 되 지 않 은 유 해 작 용	11,336	17,619	55,529	4,951,002	3,918,374
110	I61	뇌 내 출 혈	11,181	1,235,909	1,443,338	285,514,813	234,058,739
111	G45	일 과 성 뇌 허 혈 발 작 및 관 련 증 후 군	11,070	52,718	152,914	23,810,479	16,053,713
112	M79	달 리 분 류 되 지 않 은 기 타 연 조 직 장 애	11,007	53,840	106,799	10,267,715	7,671,628
113	A08	바 이 러 스 성 및 기 타 명 시 된 장 감 염	10,945	49,863	94,738	11,720,728	10,201,902
114	L03	연 조 직 염	10,895	112,600	199,250	26,436,702	20,172,704
115	K21	위 - 식 도 역 류 병	10,810	46,290	145,793	13,609,787	10,079,035
116	M25	달 리 분 류 되 지 않 은 기 타 관 절 장 애	10,691	64,535	137,184	15,266,055	11,332,454
117	J35	편 도 및 아 데 노 이 드 의 만 성 질 환	10,657	30,939	91,343	17,633,276	13,747,164
118	N93	기 타 이 상 자 궁 및 질 출 혈	10,606	18,468	54,384	8,110,769	6,155,487
119	E87	수분, 전해질 및 산 - 염 기 균형의 기타 장애	10,584	90,571	175,708	30,626,792	23,726,366
120	J32	만 성 부 비 동 염	10,489	33,721	95,645	22,923,630	16,428,660
121	N30	방 광 염	10,258	51,029	123,266	14,146,007	10,878,088
122	I48	심 방 세 동 및 조 동	10,100	87,354	214,757	66,839,207	58,702,501
123	O83	기 타 보 조 단 일 분 만	10,084	34,037	68,266	21,560,150	21,244,429
124	N17	급 성 신 부 전	9,995	161,067	252,427	64,962,323	51,673,253
125	K57	장 의 게 실 병	9,989	69,522	140,309	26,898,611	20,263,903
126	D05	유 방 의 제 자 리 암 증	9,749	105,128	183,289	73,816,246	56,882,603
127	M20	손 가 락 및 발 가 락 의 후 천 변 형	9,645	111,966	249,531	36,885,004	27,644,900
128	F20	조 현 병	9,521	1,371,147	1,535,848	142,413,289	116,162,052
129	M47	척 추 증	9,115	119,091	222,620	22,983,088	17,315,806
130	C56	난 소 의 악 성 신 생물	8,867	390,688	744,125	126,475,837	110,825,766
131	N81	여 성 생 식 기 탈 출	8,755	40,949	92,513	25,519,043	19,096,257
132	S02	두 개 골 및 안 면 골 의 골 절	8,603	42,551	89,025	16,703,822	12,173,106
133	C22	간 및 간 내 담 관 의 악 성 신 생물	8,597	238,311	488,748	113,691,469	101,682,063
134	D13	기 타 및 부위 불명의 소화계통의 양성 신 생물	8,548	42,662	147,133	27,007,694	20,484,683
135	D17	양 성 지 방 종 성 신 생물	8,430	34,206	87,991	12,879,729	9,510,489
136	I25	만 성 허 혈 심 장 병	8,290	54,286	185,875	44,205,718	38,516,708
137	H66	화 농 성 및 상 세 불 명 의 중 이 염	8,259	37,656	98,285	15,872,011	12,407,918
138	M77	기 타 골 부 착 부 병 증	8,154	53,166	135,082	13,645,235	9,992,337
139	D06	자 궁 경 부 의 제 자 리 암 증	8,101	34,026	80,025	15,663,861	13,131,357
140	O81	집 게 및 진 공 흡 착 기 에 의 한 단 일 분 만	7,921	27,530	61,546	21,302,425	20,989,836
141	C25	체 장 의 악 성 신 생물	7,919	336,837	709,032	133,959,933	120,409,039
142	E14	상 세 불 명 의 당 뇨 병	7,893	126,292	200,077	26,298,663	20,235,926
143	R00	심 장 박 동 의 이 상	7,830	15,742	35,907	6,916,383	5,489,921
144	M67	윤 활 막 및 힘 줄 의 기 타 장 애	7,732	35,198	97,964	10,391,208	7,737,825
145	G51	안 면 신 경 장 애	7,689	32,526	94,042	16,267,265	11,686,580
146	J69	고 체 및 액 체 에 의 한 폐 렴	7,564	163,928	221,096	61,464,669	49,321,220
147	S13	목 부 위 의 관 절 및 인 대 의 탈 구, 염 좌 및 긴 장	7,476	38,938	66,183	5,706,954	4,253,035
148	I21	급 성 심 근 경 색 증	7,361	83,644	173,099	93,939,386	85,655,061
149	S01	머 리 의 열 린 상 처	7,308	17,496	41,421	5,514,758	4,102,311
150	K60	항 문 및 직 장 부 의 열 창 및 누 공	7,110	15,600	33,574	8,849,385	6,870,270

주 : 진료일 기준 (한의원류 제외)

상병 진료현황(여자) <계속>

of Disease(Female) <Cont'd>

(단위 : 명, 일, 천원)

Unit : Person, Day, KRW 1,000

순위 Rank	상병 기호 I.C.D	상병명 Diseases	진료실인원수 Patients	입내원일수 Visits	요양급여일수 Reimbursed Days	진료비 Medical Expense	급여비 Benefit
151	F32	우울에 피소드	7,060	203,407	278,020	29,991,202	23,123,714
152	K25	위궤양	7,046	62,759	150,574	24,218,271	18,786,971
153	S46	어깨 및 위팔부위의 근육 및 힘줄의 손상	7,022	84,986	164,618	25,376,075	18,793,517
154	K75	기타염증성 간질환	6,964	84,752	161,573	34,066,151	26,724,069
155	K61	항문 및 직장부의 농양	6,881	11,967	23,415	7,195,685	5,736,983
156	S61	손목 및 손의 열린 상처	6,806	21,485	50,685	5,913,412	4,494,351
157	N64	유방의 기타 장애	6,726	12,301	33,001	6,616,165	4,740,610
158	O32	태아의 알려진 또는 의심되는 이상태위에 대한 산모 관리	6,690	41,986	62,895	19,655,777	17,067,225
159	K85	급성 췌장염	6,559	63,786	129,766	26,755,588	20,421,091
160	S66	손목 및 손부위의 근육 및 힘줄의 손상	6,462	37,954	83,926	11,532,575	8,627,867
161	I46	심장정지	6,397	35,051	41,109	30,931,806	25,325,423
162	I60	지주막하출혈	6,312	442,598	559,169	183,354,504	159,055,460
163	K83	담도의 기타 질환	6,231	66,306	154,185	37,337,279	29,886,238
164	M13	기타관절염	6,194	88,622	161,365	25,113,945	18,964,585
165	M24	기타특정관절장애	6,172	62,041	129,051	16,142,723	11,853,117
166	C20	직장악성신생물	6,026	194,870	316,178	66,255,244	58,709,381
167	F31	양극성정동장애	5,978	259,081	340,307	37,410,375	28,483,142
168	G40	뇌전증	5,969	79,794	174,877	26,089,251	21,211,788
169	O42	양막외조기파열	5,941	36,240	62,202	19,045,047	17,267,851
170	N87	자궁경부의 이형성	5,928	10,885	36,653	5,579,576	4,216,611
171	C54	자궁체부의 악성신생물	5,884	158,504	318,732	53,214,810	45,894,491
172	H50	기타타사시	5,866	9,971	42,639	9,087,778	8,206,544
173	J00	급성비인두염 [감기]	5,848	11,093	29,313	1,746,631	1,409,149
174	M99	달리 분류되지 않은 생체역학적 병변	5,830	60,843	160,702	19,714,139	14,659,345
175	S43	견갑대의 관절 인대의 탈구, 염좌 및 긴장	5,788	37,896	70,588	7,997,032	5,956,717
176	D64	기타빈혈	5,735	30,059	71,296	10,553,997	8,208,116
177	N85	자궁경부를 제외한 자궁의 기타 비염증성 장애	5,715	11,733	39,039	7,420,865	5,440,431
178	I47	발작성빈맥	5,708	19,428	49,162	30,728,637	28,187,467
179	L50	두드러기	5,662	11,920	32,505	2,194,980	1,734,775
180	K52	기타 비감염성 위장염 및 결장염	5,618	24,313	54,244	6,374,642	4,934,428
181	K31	위 및 십이지장의 기타 질환	5,594	21,589	73,298	11,381,091	8,981,618
182	J05	급성 폐색성 후두염 [크룹] 및 후두개염	5,582	19,765	42,451	4,502,400	3,849,359
183	O02	기타 비정상적 수태부산물	5,521	9,197	32,202	3,730,398	2,868,831
184	K58	과민대장증후군	5,449	21,142	75,055	6,811,619	5,015,231
185	C53	자궁경부의 악성신생물	5,442	172,622	321,166	60,211,759	53,368,569
186	R04	기타도출혈	5,369	18,050	42,414	10,830,785	8,353,210
187	T81	달리 분류되지 않은 처치의 합병증	5,320	60,204	106,210	22,932,222	18,136,818
188	D21	결합조직 및 기타 연조직의 기타 양성 신생물	5,281	21,375	54,070	7,408,427	5,512,395
189	N13	폐색성 및 역류성 요로병증	5,116	39,434	101,956	22,631,493	18,032,009
190	K82	담낭의 기타 질환	5,049	24,269	78,934	19,074,814	13,861,648
191	I49	기타심장부정맥	4,972	36,044	78,280	33,483,853	29,717,503
192	G82	하반신마비 및 사지마비	4,929	769,408	820,949	108,391,314	84,838,640
193	P07	달리 분류되지 않은 단기 임신 및 저체중 출산에 관련된 장애	4,803	102,933	129,225	92,629,298	91,906,062
194	E16	체장내분비의 기타 장애	4,786	21,815	33,905	6,120,214	4,707,582
195	F03	상세불명 의 치매	4,775	518,805	529,134	45,422,287	34,065,144
196	D32	수막의 양성신생물	4,713	125,522	204,393	52,423,374	47,551,203
197	K62	항문 및 직장 기타 질환	4,645	27,927	55,790	12,318,960	9,377,488
198	R05	기침	4,596	14,009	29,331	1,967,019	1,516,721
199	H02	눈꺼풀의 기타 장애	4,583	5,768	24,006	5,741,026	4,703,851
200	J90	달리 분류되지 않은 흉막삼출액	4,580	66,195	102,682	24,207,402	19,279,569

Note : Based on the Treatment Month (excluding herbal medicine)

제VI-5표
Table VI-5

질병소분류별 외래 다빈도
Outpatient Benefits by Frequency

순위 Rank	상병 기호 I.C.D	상병명 Diseases	진료실인원수 Patients	입내원일수 Visits	요양급여일수 Reimbursed Days	진료비 Medical Expense	급여비 Benefit
1	K05	치은염 및 치주 질환	19,010,973	41,054,124	74,154,958	2,257,534,980	1,576,913,599
2	J20	급성 기관지염	17,197,212	60,906,387	310,191,482	2,083,531,300	1,542,803,356
3	U07	U 0 7 의 응급 사용	7,836,448	11,542,873	54,664,056	626,271,149	501,681,277
4	J30	혈관 운동성 및 앨러지성 비염	7,480,210	18,071,563	135,562,055	685,307,954	499,127,006
5	I10	본태성 (원발성) 고혈압	7,189,970	47,338,717	1,921,983,999	4,339,222,832	3,101,511,648
6	K02	치아 우식	6,233,528	10,689,215	13,436,173	611,090,873	433,003,475
7	J06	다발성 및 상체 불명부위의 급성 상기도 감염	6,226,452	11,838,954	64,043,251	409,645,065	299,643,770
8	M54	등통증	5,692,055	23,907,401	119,166,466	1,487,984,832	1,059,964,931
9	K29	위염 및 십이지장염	5,140,708	8,712,878	104,321,100	560,445,465	387,747,115
10	J02	급성 인두염	5,000,942	9,670,818	49,726,272	332,209,798	243,803,936
11	J03	급성 편도염	4,955,171	9,563,236	47,504,482	342,786,662	249,951,908
12	K21	위식도 역류병	4,782,836	9,511,144	166,428,682	690,700,241	476,713,937
13	J00	급성 비인두염 [감기]	4,603,328	9,124,164	50,112,657	292,330,317	218,331,127
14	H10	결막염	4,474,409	7,427,429	29,256,311	358,821,485	260,280,734
15	A09	감염성 및 상체 불명기원의 기타 위장염 및 결장염	4,256,966	6,836,539	37,683,956	315,188,699	213,997,675
16	L23	앨러지성 접촉 피부염	4,197,674	8,158,512	55,968,929	288,570,346	211,613,616
17	J01	급성 부비동염	4,127,160	10,751,899	58,918,309	417,649,747	306,742,930
18	E11	2 형 당뇨병	3,459,258	22,343,431	887,859,682	2,958,768,663	2,050,240,938
19	K04	치수 및 근단주위 조직의 질환	3,373,452	10,639,098	17,522,712	578,783,963	407,069,672
20	J04	급성 후두염 및 기관염	3,245,629	6,158,880	34,053,564	233,050,029	170,205,827
21	M17	무릎 관절증	3,166,620	17,495,043	172,002,323	1,170,300,714	783,362,403
22	M79	달리 분류되지 않은 기타 연조직 장애	3,153,761	7,072,124	41,438,587	288,561,089	202,754,437
23	E78	지질 단백질 대사 장애 및 기타 지질증	3,036,079	9,943,004	543,147,899	1,049,051,521	727,713,377
24	H04	눈물계통의 장애	2,705,549	4,862,369	29,421,831	342,140,106	242,730,838
25	H52	굴절 및 조절의 장애	2,564,004	3,826,364	11,151,377	280,613,829	197,071,100
26	R10	복부 및 골반 통증	2,554,262	3,850,602	29,400,099	440,192,435	270,764,818
27	M75	어깨 병변	2,409,372	10,942,099	61,174,991	589,081,520	406,027,863
28	J40	급성 인지만성 인지명시되지 않은 기관지염	2,368,162	4,750,718	27,544,991	187,801,230	133,525,711
29	L50	두드러기	2,289,572	4,442,648	45,384,981	182,943,413	127,918,712
30	J32	만성 부비동염	2,198,119	5,494,260	29,419,865	253,433,024	180,392,050
31	J10	확인된 계절성 인플루엔자 바이러스에 의한 인플루엔자	2,145,112	2,811,239	13,842,323	126,508,255	89,020,316
32	S33	요추 및 골반의 관절 및 인대의 탈구, 염좌 및 긴장	2,130,894	5,936,313	26,174,909	319,837,043	224,693,085
33	S93	발목 및 발부위의 관절 및 인대의 탈구, 염좌 및 긴장	2,068,455	4,999,365	17,357,087	244,171,304	166,006,071
34	K03	치아 경조직의 기타 질환	2,015,846	3,006,153	4,826,503	171,054,150	120,001,410
35	B35	백선증	2,011,269	4,641,653	39,808,727	219,272,570	157,688,916
36	K00	치아의 발육 및 맹출 장애	1,897,999	3,425,976	3,933,410	129,256,266	93,228,252
37	K59	기타 기능성 장애	1,889,172	3,149,604	34,060,090	208,660,427	142,951,703
38	M51	기타 추간판 장애	1,887,696	8,719,324	67,898,756	578,853,421	388,658,757
39	M48	기타 척추 병증	1,850,882	10,400,082	91,431,408	705,025,833	496,806,565
40	M65	윤활막염 및 힘줄 윤활막염	1,806,203	5,020,687	27,031,478	220,697,904	153,083,510
41	Z11	감염성 및 기생충성 질환에 대한 특수 선별 검사	1,699,177	2,416,298	6,356,557	98,090,928	71,411,918
42	N30	방광염	1,679,707	3,678,241	29,455,914	213,875,217	147,913,197
43	H60	외이염	1,648,014	3,410,450	11,273,600	99,678,479	73,168,525
44	H00	맥립종 및 콩다래끼	1,588,983	2,632,036	11,074,828	126,756,960	89,807,350
45	L30	기타 피부 병	1,581,020	2,845,740	23,345,931	124,124,233	83,617,608
46	S63	손목 및 손부위의 관절 및 인대의 탈구, 염좌 및 긴장	1,564,908	3,224,474	12,145,813	152,559,353	105,296,573
47	M25	달리 분류되지 않은 기타 관절 장애	1,549,412	4,166,169	25,801,803	218,604,609	150,616,913
48	K08	치아 및 지지 구조의 기타 장애	1,534,066	4,112,697	8,084,150	1,730,787,001	1,216,031,577
49	N40	전립선 증식증	1,527,025	6,625,709	276,199,015	730,884,005	489,058,716
50	K63	장기의 타 질환	1,480,801	2,015,405	16,186,620	688,179,955	447,093,873

주 : 진료일 기준 (한의원류 제외, 요양급여일수, 진료비와 급여비는 약국포함)

상병 진료현황(계)

of Disease(Total)

(단위 : 명, 일, 천원)

Unit : Person, Day, KRW 1,000

순위 Rank	상병 기호 I.C.D	상병명 Diseases	진료실인원수 Patients	입내원일수 Visits	요양급여일수 Reimbursed Days	진료비 Medical Expense	급여비 Benefit
51	M77	기타 골 부 착 부 병 증	1,453,290	4,815,922	25,435,638	219,517,442	151,654,615
52	H16	각막	1,431,981	2,632,477	11,349,787	162,176,451	113,649,474
53	H66	화농성 및 상 세 불 명 의 중 이 염	1,391,479	4,948,498	23,575,470	173,476,610	130,559,372
54	K58	과민 대 장 증 후 군	1,377,296	2,139,037	17,232,952	174,886,600	119,387,257
55	Z46	기타장치의부착및조정을위하여보건서비스와접하고있는사	1,364,308	1,956,660	2,159,488	130,458,903	92,631,405
56	H35	기타 망 막 장 애	1,352,736	3,161,082	30,559,752	592,283,866	440,208,568
57	J11	바이러스가 확인 되지 않은 인 플 루 엔 자	1,323,914	1,756,409	8,535,026	77,092,952	54,454,471
58	L02	피부의 농 양 , 종 기 및 큰 종 기	1,317,006	2,796,062	14,926,485	107,828,761	75,769,730
59	K01	매물 치 및 매 복 치	1,303,002	2,571,650	6,402,213	188,498,022	126,603,847
60	L24	자극 물 접 촉 피 부 염	1,263,779	2,111,590	13,483,537	73,671,539	53,172,941
61	M81	병적 골 절 이 없는 골 다 공 증	1,206,572	3,398,771	111,770,112	337,235,127	231,429,439
62	N76	질 및 외 음 부 의 기 타 염 증	1,193,159	2,180,712	12,118,536	162,312,809	110,383,567
63	M47	척추	1,192,937	5,206,923	28,982,680	362,411,748	259,197,731
64	J34	코 및 비 동 의 기 타 장 애	1,189,567	2,379,235	13,535,286	126,644,354	84,211,230
65	H40	녹내장	1,181,864	3,300,528	24,757,521	476,627,753	312,346,610
66	M19	기타 관 절 증	1,181,232	3,335,041	49,282,380	232,222,488	148,178,443
67	L03	연조직	1,163,596	2,387,646	11,764,682	95,045,518	65,284,556
68	K07	치아 열 굴 이 상 [부 정 교 합 포 함]	1,163,132	2,076,899	6,196,485	96,966,991	66,294,203
69	K52	기타 비 감 염 성 위 장 염 및 결 장 염	1,159,722	1,634,763	8,699,323	71,507,904	50,515,420
70	H81	전정 기능 의 장 애	1,132,176	2,608,079	35,638,267	276,339,960	183,788,924
71	H25	노년 백 내 장	1,104,675	2,894,868	12,574,275	237,645,875	168,916,916
72	N72	자궁 경 부 의 염 증 성 질 환	1,061,261	1,841,615	9,659,197	152,467,866	103,385,804
73	M13	기타 관 절 염	1,040,653	3,000,853	30,570,598	158,825,818	112,206,661
74	R51	두통	1,035,122	1,659,992	21,277,087	140,924,931	78,528,839
75	J45	천식	1,024,136	2,835,350	45,521,908	220,296,627	148,921,551
76	J21	급성 세 기 관 지 염	1,010,976	2,716,162	13,801,127	97,155,386	73,450,615
77	F32	우울 에 피 소 드	968,852	7,308,108	141,942,571	572,380,888	433,312,700
78	L20	아토피 성 피 부 염	963,244	2,347,363	21,328,495	221,676,581	179,344,087
79	M50	경추 간 판 장 애	955,769	4,174,994	25,656,749	255,463,553	173,012,162
80	R07	목 구 명 및 가 슴 의 통 증	954,178	1,625,406	28,034,626	203,176,120	117,871,359
81	R42	어지럼 증 및 어지럼	910,872	1,568,893	23,920,126	158,871,108	93,365,380
82	Z20	전염 성 질 환 에 접 촉 및 노 출	900,032	1,214,679	4,325,261	60,548,383	46,045,720
83	S13	목부위의관절및인대의탈구, 염좌및긴장	899,581	2,281,796	8,924,380	118,166,679	82,498,420
84	K12	구내염 및 관 련 병 변	898,457	1,427,617	5,958,835	44,287,156	32,097,119
85	B00	헤르페스바 이 러 스 [단 순 헤르 페 스] 감 염	885,999	1,356,484	7,586,298	58,168,753	41,869,974
86	R50	기타 및 원 인 미 상 의 열	882,646	1,285,690	5,400,180	84,277,332	52,807,375
87	S83	무릎의관절및인대의탈구, 염좌및긴장	853,508	2,526,105	11,946,615	124,474,680	82,537,531
88	F41	기타 불 안 장 애	823,805	4,765,326	96,986,002	315,591,006	237,586,951
89	J18	상 세 불 명 병 원 체 의 폐 령	819,571	2,053,029	13,254,894	115,085,497	79,213,406
90	G47	수면 장 애	816,502	2,655,133	61,896,658	137,629,144	95,437,924
91	S02	두개 골 및 안 면 골 의 골 절	799,908	1,372,525	2,510,617	69,136,317	44,395,537
92	S61	손목 및 손 의 열 린 상 처	798,348	2,494,761	6,390,133	108,194,273	69,355,692
93	L21	지루 피 부 염	794,674	1,563,493	12,378,637	57,167,639	40,858,546
94	K76	간의 기 타 질 환	789,518	1,258,702	23,831,040	144,637,619	94,969,403
95	K30	기능 성 소 화 불 량	775,337	1,175,259	13,060,550	69,875,830	47,239,390
96	J31	만성 비 염 , 비 인 두 염 및 인 두 염	768,983	1,580,162	8,651,900	59,814,057	43,147,398
97	B02	대상 포 진	742,323	1,866,224	11,962,799	127,331,390	88,280,072
98	N95	폐 경 및 기 타 폐 경 전 후 장 애	731,908	2,211,077	104,394,726	132,628,210	88,175,554
99	H61	외이 의 기 타 장 애	716,404	1,055,640	2,905,432	47,776,877	34,340,238
100	B37	칸디다 증	712,526	1,236,352	6,926,889	80,771,784	55,519,681

Note : Based on the Treatment Month (excluding herbal medicine, including pharmacy in Reimbursed Days, Medical Expense and Benefit)

제VI-5표
Table VI-5

질병소분류별 외래 다빈도
Outpatient Benefits by Frequency

순위 Rank	상병 기호 I.C.D	상병명 Diseases	진료실인원수 Patients	입내원일수 Visits	요양급여일수 Reimbursed Days	진료비 Medical Expense	급여비 Benefit
101	I20	협심증	681,679	2,333,997	173,839,367	592,084,047	384,893,512
102	N93	기타 이상 자궁 및 질 출혈	669,167	1,026,820	4,900,256	132,332,705	86,009,333
103	S23	흉곽의 관절 및 인대의 탈구, 염좌 및 긴장	662,720	1,115,272	5,391,665	58,261,759	40,498,870
104	S43	견갑대의 관절 및 인대의 탈구, 염좌 및 긴장	657,685	1,859,228	7,615,703	85,602,703	59,542,636
105	J38	달리 분류되지 않은 성대 및 후두의 질환	653,166	1,154,224	8,171,539	76,914,452	51,752,410
106	J22	상세 불명의 급성 하기도 감염	649,889	1,362,372	7,311,568	47,287,184	34,858,599
107	E03	기타 갑상선 기능 저하증	628,211	2,391,986	136,154,028	205,715,486	135,632,685
108	H65	비화농성 중이염	625,887	1,626,229	7,685,596	67,927,503	48,380,790
109	K25	위궤양	618,435	1,135,688	19,847,730	98,723,873	66,416,221
110	T85	기타내부인공삽입장치, 삽입물 및 이식편의 합병증	617,743	780,868	1,221,492	37,911,357	26,150,990
111	H01	눈꺼풀의 기타 염증	615,008	1,012,770	4,477,977	59,395,549	41,300,408
112	D25	자궁의 평활근 종증	612,760	1,062,148	10,281,371	145,364,509	79,619,977
113	K64	치핵 및 항문 주위 정맥혈전증	610,945	1,376,111	11,055,616	90,185,503	60,626,361
114	L08	피부 및 피하 조직의 기타 국소 감염	603,426	1,054,336	5,583,313	39,372,324	28,026,606
115	B08	달리 분류되지 않은 피부 및 점막병변이 특징인 기타 바이러스감	601,981	1,186,954	4,502,619	34,021,969	26,296,192
116	N31	달리 분류되지 않은 방광의 신경근육 기능 장애	601,489	1,671,962	59,704,609	165,522,018	112,197,002
117	R11	구역 및 구토	599,327	791,145	4,473,854	36,741,428	24,185,824
118	J36	편도 주위 농양	598,214	1,105,847	5,327,375	40,355,244	29,064,101
119	H11	결막의 기타 장애	588,745	866,170	3,752,702	58,553,144	40,307,245
120	G43	편두통	572,170	1,254,872	21,549,973	97,722,909	63,241,674
121	L04	급성 림프절염	558,240	935,088	4,589,752	36,869,136	26,111,018
122	N64	유방의 기타 장애	546,648	712,805	2,724,979	90,248,016	54,451,012
123	R05	기침	541,506	943,844	10,007,296	70,271,532	40,184,946
124	A04	기타 세균성 장감염	540,661	755,915	4,542,569	33,626,050	23,512,761
125	M10	통풍	531,532	1,863,515	58,971,869	120,622,563	80,912,325
126	F00	알츠하이머 병에서의 치매 (G30. - +)	531,141	3,080,671	114,483,474	528,606,697	380,290,613
127	L25	상세 불명의 접촉 피부염	530,281	879,060	5,684,165	30,678,377	21,871,967
128	Z29	기타 예방적 조치의 필요	527,587	661,398	955,498	62,738,723	52,196,454
129	D12	결장, 직장, 항문 및 항문관의 양성 신 생물	526,096	785,070	9,597,928	167,231,962	103,394,664
130	G44	기타 두통 증후군	524,918	992,064	15,249,843	96,611,934	57,826,548
131	H90	전음성 및 감각 신경성 청력 소실	510,384	882,477	6,537,553	78,799,251	49,487,791
132	E04	기타 비독성 고이터	510,219	1,031,222	19,898,967	94,166,168	53,122,735
133	N34	요도염 및 요도 증후군	501,668	1,094,177	6,368,811	92,470,388	64,783,426
134	S01	머리의 열린 상처	500,452	1,391,125	3,255,885	80,714,310	47,797,043
135	T14	상세 불명의 신체 부위의 손상	494,492	866,120	2,869,058	38,590,202	24,271,871
136	D23	피부의 기타 양성 신 생물 증	487,396	1,015,569	2,626,877	71,128,720	46,394,718
137	I63	뇌경색	486,121	2,161,794	128,512,588	519,997,650	340,557,784
138	N91	무월경, 소량 및 희발 월경	464,892	687,077	3,071,874	72,352,237	48,020,574
139	J39	상기도의 기타 질환	463,990	873,368	4,763,899	37,747,026	25,674,823
140	J35	편도 및 아데노이드의 만성 질환	462,612	828,194	3,940,676	37,426,610	25,148,930
141	H36	달리 분류된 질환에서의 망막 장애	459,213	1,201,677	32,312,735	176,120,164	111,217,792
142	B07	바이러스 사마귀	455,301	1,366,602	2,370,144	93,711,474	65,694,107
143	E14	상세 불명의 당뇨병	445,070	2,008,682	86,495,077	290,048,316	196,232,828
144	R73	혈당치상	444,083	723,488	18,618,743	57,429,068	37,402,933
145	L28	만성 단순 태선 및 가려움 발진	442,019	915,649	8,278,846	44,081,622	29,991,998
146	B18	만성 바이러스 간염	441,205	1,686,079	78,259,473	425,470,091	272,406,081
147	K75	기타 염증성 간 질환	430,206	937,704	29,410,992	108,888,113	70,470,607
148	L29	가려움	429,944	736,063	6,403,739	30,366,269	21,726,602
149	T15	외안근의 이물	420,891	601,389	1,747,959	39,263,569	27,537,622
150	H26	기타 백내장	418,423	910,636	5,004,506	169,365,275	111,185,124

주 : 진료일 기준 (한의원류 제외, 요양급여일수, 진료비와 급여비는 약국포함)

상병 진료현황(계) <계속>

of Disease(Total) <Cont'd>

(단위 : 명, 일, 천원)

Unit : Person, Day, KRW 1,000

순위 Rank	상병 기호 I.C.D	상병명 Diseases	진료실인원수 Patients	입내원일수 Visits	요양급여일수 Reimbursed Days	진료비 Medical Expense	급여비 Benefit
151	Z34	정 상 임 신 의 관 리	417,272	3,125,807	9,075,914	345,918,816	287,272,766
152	N63	유 방 의 상 세 불 명 의 덩 이	417,000	635,379	2,054,941	89,081,861	52,961,756
153	N92	과 다 , 빈 발 및 불 규 칙 월 경	411,192	609,682	2,317,452	67,135,563	43,653,282
154	M62	근 육 의 기 타 장 애	409,043	955,223	4,725,933	40,639,420	27,969,235
155	S22	늑 골 , 흉 골 및 흉 추 의 골 절	408,249	1,152,386	11,132,754	90,887,362	58,456,185
156	H93	달 리 분 류 되 지 않 은 귀 의 기 타 장 애	407,388	889,528	10,868,135	62,476,985	40,065,794
157	C73	갑 상 선 의 악 성 신 생 물	407,200	1,429,433	114,546,890	215,722,861	172,119,050
158	F51	비 기 질 성 수 면 장 애	405,823	2,022,420	44,652,341	105,538,755	79,486,166
159	S60	손 목 및 손 의 표 재 성 손 상	405,732	618,651	2,124,420	31,116,824	20,273,012
160	J37	만 성 후 두 염 및 후 두 기 관 염	404,420	807,855	5,870,144	40,901,517	27,760,488
161	N39	비 뇨 계 통 의 기 타 장 애	403,680	823,747	12,517,609	69,321,320	44,341,181
162	S80	아 래 다 리 의 표 재 성 손 상	400,587	759,636	3,017,369	35,030,404	23,319,875
163	N92	발 목 을 제 외 한 발 의 골 절	396,232	1,772,701	6,144,030	100,214,698	65,194,756
164	S90	발 목 및 발 의 표 재 성 손 상	387,303	593,324	2,182,635	29,515,151	19,312,535
165	M53	달 리 분 류 되 지 않 은 기 타 등 병 증	383,213	1,157,976	5,324,395	76,322,468	54,335,305
166	D24	유 방 의 양 성 신 생 물	381,390	640,105	2,057,792	74,672,476	41,105,513
167	S00	머 리 의 표 재 성 손 상	378,504	582,980	1,497,520	30,946,004	19,218,969
168	M72	섬 유 모 세 포 장 애	373,872	1,154,399	6,269,077	45,245,016	31,165,430
169	I67	기 타 뇌 혈 관 질 환	372,603	1,071,174	50,341,891	213,158,447	129,528,225
170	D50	철 결 핏 빈 혈	362,356	697,715	19,175,915	47,994,781	32,985,675
171	R94	기 능 검 사 의 이 상 결 과	360,028	624,789	12,379,675	67,921,950	38,367,517
172	Z03	의심되는질병및병태를위한의학적관찰및평가	353,034	558,063	4,632,671	55,223,424	29,820,870
173	S62	손 목 및 손 부 위 의 골 절	347,114	1,673,390	4,541,898	84,806,432	54,385,373
174	M76	발 을 제 외 한 다 리 의 골 부 착 부 병 증	342,377	880,180	4,221,556	36,702,299	25,310,558
175	H19	달 리 분 류 된 질 환 에 서 의 공 막 및 각 막 의 장 애	341,881	628,094	2,847,129	40,835,889	28,801,298
176	Z96	기 타 기 능 성 삽 입 물 의 존 재	340,412	948,842	4,121,004	73,049,822	50,181,698
177	F06	뇌손상, 뇌기능이상및신체질환에의한기타정신장애	339,576	1,043,413	49,610,483	139,802,011	92,792,499
178	A08	바 이 러 스 성 및 기 타 명 시 된 장 감 염	332,615	460,353	2,283,737	16,330,258	11,717,019
179	N94	여성생식기관및월경주기와관련된통증및기타병태	330,013	513,073	2,337,864	39,351,360	25,555,207
180	L85	기 타 표 피 의 비 후	324,855	587,444	3,378,693	18,793,338	13,337,138
181	H91	기 타 청 력 소 실	321,710	721,445	4,958,471	67,084,491	40,259,229
182	N18	만 성 신 장 병	318,931	9,800,380	85,669,917	2,135,080,240	1,870,290,766
183	L72	피 부 및 피 하 조 직 의 모 낭 낭	317,574	898,799	2,472,118	58,272,386	38,283,977
184	J42	상 세 불 명 의 만 성 기 관 지 염	313,695	647,788	6,069,865	30,168,722	21,050,132
185	I11	고 혈 압 성 심 장 병	312,022	1,216,203	74,903,246	190,825,551	125,815,817
186	S53	팔꿈치 의 관 절 및 인 대 의 탈 구 , 염 좌 및 긴 장	311,730	747,688	2,838,419	36,933,156	25,633,673
187	R91	폐 의 진 단 영 상 검 사 상 이 상 소 견	306,890	587,350	2,896,437	59,769,888	29,408,869
188	J41	단 순 성 및 점 액 화 농 성 만 성 기 관 지 염	306,746	615,105	4,084,403	22,580,645	16,626,944
189	L84	티 눈 및 균 은 살	304,325	711,759	1,769,724	41,705,246	29,360,774
190	N60	양 성 유 방 형 성 이 상	300,423	466,871	1,674,581	55,054,258	29,414,222
191	H43	유 리 체 의 장 애	299,755	473,919	3,192,640	49,251,687	32,362,819
192	H02	눈 껍 폴 의 기 타 장 애	299,475	768,387	3,019,832	73,106,318	49,653,317
193	R52	달 리 분 류 되 지 않 은 통 증	296,585	524,874	5,686,434	33,281,311	19,786,717
194	R68	기 타 전 신 증 상 및 징 후	291,676	385,541	1,296,686	11,666,327	7,214,092
195	N20	신 장 및 요 관 의 결 석	287,848	745,461	9,045,240	270,029,798	173,155,449
196	R31	상 세 불 명 의 혈 뇨	283,494	616,615	7,216,895	75,142,315	42,289,110
197	G31	달 리 분 류 되 지 않 은 신 경 계 통 의 기 타 퇴 행 성 질 환	275,718	817,625	36,924,292	84,880,664	61,650,883
198	I48	심 방 세 동 및 조 동	275,607	1,095,926	72,781,145	275,149,252	176,458,817
199	M23	무 름 의 내 부 장 애	275,380	840,653	9,691,785	51,102,141	30,688,953
200	R00	심 장 박 동 의 이 상	270,163	472,571	8,151,268	49,039,235	27,493,364

Note : Based on the Treatment Month (excluding herbal medicine, including pharmacy in Reimbursed Days, Medical Expense and Benefit)

제VI-5표
Table VI-5

질병소분류별 외래 다빈도
Outpatient Benefits by Frequency

순위 Rank	상병 기호 I.C.D	상병명 Diseases	진료실인원수 Patients	입내원일수 Visits	요양급여일수 Reimbursed Days	진료비 Medical Expense	급여비 Benefit
201	L01	농가진	262,115	414,225	2,107,609	14,476,711	10,658,833
202	I25	만성허심장병	258,211	773,152	62,057,784	211,104,561	135,230,016
203	E05	갑상선독증 [갑상선기능항진증]	257,240	1,229,632	46,071,179	107,250,440	63,977,187
204	L73	기타모낭장애	253,149	537,523	5,223,770	23,662,867	16,524,411
205	M43	기타변형성등병증	251,394	940,631	13,103,533	75,394,018	48,790,669
206	C50	유방의악성신생물	250,201	2,753,430	58,335,212	1,029,713,213	947,755,943
207	J98	기타호흡장애	249,568	457,677	3,216,012	48,079,932	25,530,285
208	N41	전립선의염증성질환	247,832	740,889	10,257,854	72,274,860	49,713,693
209	I73	기타말초혈관질환	247,544	583,492	20,687,837	55,258,217	38,773,947
210	M67	윤활막및힘줄의기타장애	246,931	499,903	2,442,964	22,782,876	14,924,773
211	Z71	달리분류되-의학적견고를위해보건서비스와접하고있는사	246,513	349,791	1,450,799	20,311,367	15,432,015
212	K80	담석증	245,917	628,741	15,794,232	76,221,605	41,871,988
213	S06	두개내손상	245,174	427,839	7,028,510	58,798,421	33,842,004
214	E55	비타민D결핍	244,478	427,767	18,105,224	33,579,190	21,878,284
215	I83	하지의정맥류	243,186	551,723	12,402,482	36,008,693	23,712,214
216	S52	아래팔의골절	242,222	1,570,901	6,416,071	87,194,654	53,926,230
217	R06	호흡의이상	242,114	427,766	5,882,776	56,544,974	31,186,136
218	L60	손발톱장애	241,312	646,067	2,444,564	27,495,007	18,458,049
219	M15	다발관절증	233,348	676,993	14,939,487	51,739,776	33,707,225
220	S20	흉부의표재성손상	233,315	340,636	1,792,112	18,833,458	12,268,030
221	F43	심한스트레스에대한반응및적응장애	232,325	1,033,907	20,021,940	88,536,173	62,809,961
222	T16	귀의이물	231,568	301,083	765,936	13,258,821	9,425,552
223	K26	십이지장궤양	222,046	370,260	6,446,806	36,211,689	23,648,673
224	S82	발목을포함한아래다리의골절	221,677	1,215,870	5,405,971	67,147,890	41,422,046
225	S91	발목및발의열린상처	221,406	605,088	1,668,201	24,284,858	16,118,182
226	G56	팔의단일신경병증	218,873	664,746	5,893,743	47,727,003	30,848,232
227	R04	기도출혈	217,930	373,370	1,871,974	24,681,703	14,922,743
228	R60	달리분류되지않은부종	213,654	400,431	6,611,809	33,440,947	21,020,128
229	N86	자궁경부의미란및외반	212,361	365,795	1,802,897	35,043,747	24,143,431
230	F90	운동과다장애	209,629	1,632,125	35,728,874	181,774,792	133,281,460
231	Z00	호소증상및보고된단명이없는사람의일반적검사및조사	209,088	280,168	5,184,941	25,986,220	16,448,313
232	K31	위및십이지장의기타질환	206,063	369,609	5,206,490	42,151,622	24,475,861
233	J15	달리분류되지않은세균성폐렴	204,850	432,490	2,700,254	20,474,275	14,355,783
234	S32	요추및골반의골절	202,996	696,418	11,763,301	68,342,829	42,759,970
235	E30	달리분류되지않은사춘기의장애	200,704	1,005,720	1,993,407	109,993,811	62,854,533
236	T23	손목및손의화상및부식	199,801	648,064	1,275,025	41,709,359	27,908,360
237	L91	피부의비대성장애	199,781	569,678	1,435,674	24,900,594	16,835,549
238	D13	기타및부위불명의소화계통의양성신생물	198,574	453,243	4,904,411	60,121,527	30,152,579
239	N80	자궁내막증	196,642	435,563	12,480,825	60,383,185	32,403,195
240	R19	소화계통및복부의기타증상및징후	196,573	300,890	2,348,869	31,627,337	17,877,999
241	S81	아래다리의열린상처	194,929	650,160	1,717,262	26,624,665	17,487,407
242	E07	갑상선의기타장애	193,291	294,536	6,345,648	28,265,442	18,378,506
243	K27	상세불명부위의소화성궤양	191,835	346,570	4,357,251	17,715,277	12,625,996
244	B34	상세불명부위의바이러스감염	188,944	270,211	1,481,743	17,312,266	11,159,835
245	Z98	기타수술후상태	186,273	536,515	2,278,950	27,879,497	18,629,911
246	K82	담낭의기타질환	184,035	317,300	3,606,272	41,641,208	22,988,542
247	J44	기타만성폐색성폐질환	182,519	642,677	22,321,615	107,761,948	68,910,615
248	H68	귀인두관염귀인두관폐색	181,624	324,009	1,504,889	14,059,202	10,028,482
249	A63	달리분류되지않은기다주성행위로전파되는질환	181,585	310,264	1,388,804	32,871,255	22,705,971
250	L63	원형탈모증	175,026	847,812	2,973,341	39,342,480	26,182,247

주 : 진료일 기준 (한의분류 제외, 요양급여일수, 진료비와 급여비는 약국포함)

상병 진료현황(계) <계속>

of Disease(Total) <Cont'd>

(단위 : 명, 일, 천원)

Unit : Person, Day, KRW 1,000

순위 Rank	상병 기호 I.C.D	상병명 Diseases	진료실인원수 Patients	입내원일수 Visits	요양급여일수 Reimbursed Days	진료비 Medical Expense	급여비 Benefit
251	D34	갑상선외양성신생물	173,070	306,929	5,371,375	27,048,654	15,282,015
252	T78	달리분류되지 않은 유해작용	171,947	301,216	3,892,962	23,632,006	13,356,473
253	D64	기타 타빈혈	171,393	329,215	7,706,919	31,691,496	18,829,536
254	B30	바이라스결막염	169,528	270,882	906,745	10,369,890	7,525,091
255	D17	양성지방증성신생물	168,303	460,399	1,343,378	35,526,437	22,622,926
256	E86	용적고갈	166,581	262,827	1,091,360	13,348,296	9,594,473
257	H50	기타 사시	166,109	329,357	619,388	29,775,107	15,782,450
258	R22	피부및피하조직의국소적부기, 종괴및덩이	163,711	360,292	1,127,039	28,610,634	14,391,120
259	S73	고관절의관절및인대의탈구, 염좌및긴장	163,500	359,389	1,611,620	15,509,549	10,764,918
260	M24	기타 특정관절장애	162,316	575,016	2,865,900	23,764,543	15,665,343
261	I87	정맥의기타장애	161,037	324,384	10,846,055	25,827,107	17,547,503
262	I50	심부전	160,933	555,248	30,471,410	125,801,919	82,431,615
263	Z01	호소증상또는보고된단명이없는사람의기타특수검사및조	160,221	214,162	1,442,961	15,064,299	9,554,453
264	N87	자궁경부의이형성	159,487	365,050	1,903,524	40,130,615	22,862,021
265	I49	기타 심장부정맥	157,886	423,022	19,546,344	55,679,094	33,715,189
266	Z39	분만후관리및검사	157,514	256,993	945,932	12,194,057	5,351,967
267	C16	위악성신생물	157,089	960,022	14,282,569	219,439,144	199,818,750
268	I65	뇌경색증을유발하지않은뇌전동맥의폐쇄및협착	155,908	460,784	28,717,545	95,263,395	58,705,894
269	L40	건선	155,367	741,058	6,222,651	146,649,007	119,847,618
270	N97	여성불임	153,872	1,264,333	4,455,807	248,064,506	165,360,812
271	N84	여성생식관의폴립	153,403	279,098	1,508,939	39,148,045	22,508,376
272	D27	난소의양성신생물	149,138	275,406	2,788,089	36,809,433	19,518,840
273	M71	기타 운낭증	148,495	382,176	2,336,924	19,804,621	13,362,594
274	K92	소화계통의기타질환	146,539	267,833	3,912,409	31,438,432	17,185,253
275	G53	달리분류된질환에서의뇌신경장애	146,311	485,318	6,663,232	33,677,537	23,179,290
276	G40	뇌전증	146,121	627,033	40,936,399	150,575,962	103,776,185
277	R92	유방의진단영상검사상이상소견	146,046	190,606	672,211	21,791,764	12,979,214
278	S05	눈및안와의손상	145,894	249,789	743,455	15,292,036	9,505,273
279	M05	혈청검사양성류마티스관절염	143,977	881,561	41,310,136	281,036,482	250,487,768
280	K06	잇몸및무치성치조용기의기타장애	142,226	193,373	330,888	7,736,781	5,416,840
281	G25	기타추체외로및운동장애	142,125	424,305	18,748,013	39,830,845	25,799,990
282	K86	췌장의기타질환	141,331	357,216	4,041,716	57,033,094	27,449,339
283	A60	항문생식기의헤르페스바이러스[단순헤르페스]감염	141,288	264,074	1,809,010	17,672,468	12,424,464
284	N73	기타여성골반염증질환	140,843	262,596	1,623,705	24,259,801	16,175,441
285	M70	사용, 과용및압박에관련된연조직장애	139,858	347,349	2,029,031	17,268,937	11,855,611
286	R03	진단명없는혈압수치이상	139,490	184,550	2,179,396	9,142,083	5,652,628
287	N10	급성세뇨관-간질신장염	139,480	288,901	2,721,696	22,342,827	13,980,339
288	K73	달리분류되지 않은 만성간염	138,711	306,146	8,964,728	31,030,957	20,774,524
289	S46	어깨및위팔부위의근육및힘줄의손상	137,669	619,443	3,416,442	28,478,448	19,187,810
290	S50	아래팔의표재성손상	135,237	230,612	807,898	11,630,450	7,579,862
291	K60	항문및직장부의열창및누공	134,529	353,823	2,410,510	21,283,224	14,189,447
292	F31	양극성정동장애	133,786	1,134,779	27,421,027	109,955,504	77,861,675
293	C61	전립선의악성신생물	133,412	1,018,872	29,333,019	401,062,750	361,262,026
294	E06	갑상선염	131,430	349,880	17,148,554	32,796,792	20,210,336
295	H33	망막박리및망막열공	128,559	305,242	1,836,135	50,346,991	31,105,087
296	I21	급성심근경색증	128,169	433,267	37,071,008	155,751,806	101,385,674
297	Z48	기타외과적추적치료를위하여보건의서비스와접하고있는사람	126,372	227,813	480,203	6,638,747	4,304,328
298	N83	난소, 난관및넓은인대의비염증성장애	126,240	217,694	1,835,131	29,648,078	14,580,009
299	S03	머리의관절및인대의탈구, 염좌및긴장	123,515	180,861	402,597	6,759,650	4,551,304
300	K62	항문및직장의기타질환	123,306	197,851	1,740,137	21,286,326	13,614,717

Note : Based on the Treatment Month (excluding herbal medicine, including pharmacy in Reimbursed Days, Medical Expense and Benefit)

제VI-5표
Table VI-5

질병소분류별 외래 다빈도
Outpatient Benefits by Frequency

순위 Rank	상병 기호 I.C.D	상병명 Diseases	진료실인원수 Patients	입내원일수 Visits	요양급여일수 Reimbursed Days	진료비 Medical Expense	급여비 Benefit
301	T17	기 도 의 이 물	123,065	145,056	336,068	8,639,896	5,412,228
302	R87	여 성 생 식 기 관 검 사 물 의 이 상 소 건	122,063	218,943	1,136,116	26,625,815	16,341,497
303	K11	침 샘 의 질 환	120,066	215,867	1,117,682	13,052,249	7,587,589
304	I70	죽 상 경 화 증	119,998	334,472	19,697,113	56,061,536	36,047,251
305	R62	기 대 되 는 정 상 생 리 학 적 발 달 의 결 여	118,984	1,723,546	2,645,644	42,996,862	30,960,658
306	R12	속 쓰 림	118,766	188,378	2,840,473	13,907,294	9,289,022
307	C34	기 관 지 및 폐 의 악 성 신 생 물	118,581	1,272,250	14,999,546	761,066,668	715,992,728
308	R09	순 환 계 통 및 호흡 계 통 의 기 타 증 상 및 징 후	118,053	227,438	2,700,773	17,693,915	9,979,338
309	R63	음 식 및 수 액 섭 취 에 관 계 된 증 상 및 징 후	117,926	199,821	1,715,028	15,522,693	9,302,802
310	D21	결 합 조 직 및 기 타 연 조 직 의 기 타 양 성 신 생 물	117,526	339,441	1,003,280	25,009,945	15,749,981
311	R55	실 신 및 허 탈	115,740	237,214	4,037,113	44,068,629	22,736,102
312	G45	일 과 성 뇌 허 혈 발 작 및 관 련 증 후 군	114,609	335,062	19,448,349	78,229,618	47,956,733
313	M06	기 타 류 마 티 스 관 절 염	114,545	355,268	10,460,946	47,394,357	31,459,546
314	G20	파 킨 스 병	113,818	702,386	34,051,492	160,793,551	139,615,601
315	A49	상 세 불 명 부 위 의 세 균 감 염	111,656	203,239	1,178,959	11,624,034	7,977,515
316	R25	이 상 불 수 의 운 동	111,076	231,316	6,953,992	24,377,589	14,195,078
317	M99	달 리 분 류 되 지 않 은 생 체 역 학 적 병 변	110,137	390,851	5,135,795	29,824,731	18,767,665
318	N48	음 경 의 기 타 장 애	109,328	163,894	873,023	7,846,618	5,394,293
319	Z31	출 산 관 리	108,454	613,600	2,702,066	210,439,120	143,531,684
320	H53	시 각 장 애	108,345	191,553	1,498,178	24,656,889	13,278,528
321	S30	복 부 , 아 래 등 및 골 반 의 표 재 성 손 상	108,316	174,029	849,525	9,844,228	6,276,742
322	S42	어 깨 및 위 팔 의 골 절	108,141	650,578	2,823,752	33,058,323	19,541,324
323	S70	엉덩 이 및 대 퇴 의 표 재 성 손 상	105,935	178,872	794,152	8,540,444	5,631,960
324	T00	여 러 신 체 부 위 를 침 범 한 표 재 성 손 상	103,089	188,083	626,391	8,807,643	5,535,221
325	S86	아 래 다 리 부 위 의 근 육 및 힘줄 의 손 상	101,849	359,411	1,298,957	14,254,583	9,356,533
326	D18	모 든 부 위 의 혈 관 종 및 림 프 관 종	100,700	203,592	1,890,657	23,640,184	13,006,796
327	M22	무 료 뼈 의 장 애	100,499	253,751	1,670,807	12,033,979	7,912,000
328	R93	기 타 신 체 구 조 의 진 단 영 상 검 사 상 이 상 소 건	100,434	165,004	1,171,864	24,211,332	12,623,722
329	K74	간 의 섬 유 증 및 경 변 증	100,035	409,180	20,693,833	99,705,289	61,645,733
330	L70	여 드 림	99,958	206,997	2,886,986	8,238,854	5,559,464
331	G57	다 리 의 단 일 신 경 병 증	99,461	281,275	2,067,281	18,330,485	12,602,180
332	F20	조 현 병	98,777	956,862	26,502,680	118,411,653	98,925,798
333	K14	혀 의 질 환	98,670	184,034	1,395,806	7,906,862	5,070,530
334	R80	고 립 된 단 백 뇨	98,120	204,346	4,925,228	19,265,233	10,946,886
335	F45	신 체 형 장 애	97,950	441,046	9,693,698	28,739,916	20,531,795
336	T30	상 세 불 명 신 체 부 위 의 화 상 및 부 식	96,586	236,293	602,020	13,238,562	8,991,564
337	N32	방 광 의 기 타 장 애	95,861	235,648	10,218,809	27,829,336	17,121,498
338	Z22	감 염 성 질 환 의 보 균 자	95,327	302,672	5,495,988	19,175,032	17,888,863
339	H57	눈 및 눈 부 속 기 의 기 타 장 애	93,756	144,942	756,193	11,426,862	7,133,030
340	K70	알 쿨 성 간 질 환	93,576	285,730	11,481,039	43,155,689	25,518,416
341	T22	손 목 및 손 을 제 외 한 어 깨 와 팔 의 화 상 및 부 식	92,555	330,777	671,070	18,185,462	12,029,173
342	G51	안 면 신 경 장 애	92,188	381,967	4,558,265	31,400,654	17,910,871
343	M16	고 관 절 증	90,943	257,140	2,976,600	15,934,060	10,091,412
344	H92	귀 통 증 및 귀 의 삼 출 액	90,794	126,631	524,512	5,479,840	3,231,112
345	J09	확인된 동물 매개 또는 범유행인플루엔자바이러스에 의한 인플루엔자	89,821	110,760	586,316	5,241,085	3,668,233
346	N28	달 리 분 류 되 지 않 은 신 장 및 요 관 의 기 타 장 애	89,369	175,082	2,607,009	24,293,786	12,692,363
347	M96	달 리 분 류 되 지 않 은 처 치 후 근 골 격 장 애	89,190	382,851	7,587,518	43,976,242	28,782,111
348	N46	남 성 불 임	88,019	178,131	350,095	13,969,901	8,971,451
349	E22	뇌 하 수 체 의 기 능 항 진	87,475	495,242	1,908,667	75,404,368	41,951,907
350	J05	급 성 폐 색 성 후 두 염 [크 림] 및 후 두 개 염	87,021	146,405	817,163	6,717,775	4,832,531

주 : 진료일 기준 (한의분류 제외, 요양급여일수, 진료비와 급여비는 약국포함)

상병 진료현황(계) <계속>

of Disease(Total) <Cont'd>

(단위 : 명, 일, 천원)

Unit : Person, Day, KRW 1,000

순위 Rank	상병 기호 I.C.D	상병명 Diseases	진료실인원수 Patients	입내원일수 Visits	요양급여일수 Reimbursed Days	진료비 Medical Expense	급여비 Benefit
351	F34	지속성기분[정동]장애	87,003	538,886	15,848,664	48,805,248	32,001,388
352	C18	결장악성신생물	86,512	652,584	6,154,387	147,433,930	134,790,307
353	S51	아래팔의열린상처	85,618	264,435	669,296	11,294,085	7,361,421
354	B36	기타표재성진균증	85,558	128,822	1,027,620	5,909,852	4,043,192
355	M85	골밀도및구조의기타장애	84,702	173,230	11,596,715	18,154,002	10,398,519
356	E28	난소의기능이상	84,689	196,475	2,644,690	16,501,377	10,127,618
357	F48	기타신경성장애	84,145	197,694	3,608,579	11,003,676	7,602,863
358	J47	기관지확장증	83,848	243,790	6,530,282	29,641,874	17,013,543
359	R35	다뇨증	83,201	174,062	5,481,765	15,736,931	10,253,240
360	M41	척주축만증	82,781	248,927	1,292,369	10,942,183	6,585,077
361	H20	홍채섬모체염	81,881	313,048	1,683,572	22,968,752	14,760,631
362	F33	재발성우울장애	80,803	646,240	13,788,826	46,061,201	34,606,873
363	H34	망막혈관폐쇄	80,712	303,640	7,293,043	49,874,181	30,140,113
364	H69	귀인두관의기타장애	79,997	113,955	588,574	6,951,813	4,435,491
365	G50	삼차신경의장애	79,965	200,160	4,637,813	20,664,973	12,660,747
366	K35	급성충수염	79,341	137,913	390,664	8,919,972	4,747,622
367	S72	대퇴골의골절	79,223	273,079	5,591,434	23,812,918	13,850,912
368	M60	근염	77,802	172,056	876,481	7,302,964	5,137,686
369	I88	비특이성림프절염	77,722	124,896	643,764	8,775,845	5,181,121
370	D35	기타및상세불명의내분비선의양성신생물	76,067	279,970	7,216,793	50,045,291	35,803,196
371	C22	간및간내담관의악성신생물	74,033	699,498	17,800,038	278,731,298	255,342,800
372	S40	어깨및위팔의표재성손상	73,894	136,125	613,171	7,022,174	4,528,605
373	H73	고막의기타장애	73,075	195,050	697,433	8,610,536	6,113,048
374	E13	기타명시된당뇨병	71,054	333,709	12,063,781	40,847,971	28,905,100
375	S66	손목및손부위의근육및힘줄의손상	71,021	304,923	870,519	13,295,443	8,411,342
376	M20	손가락및발가락의후천변형	70,254	182,415	1,197,620	9,617,437	5,858,841
377	J33	코폴립	68,433	182,714	1,607,061	16,588,878	9,250,904
378	R21	발진및기타비특이성피부발진	68,015	97,361	798,332	5,765,931	3,292,815
379	T24	발목및발을제외한엉덩이및다리의화상및부식	67,679	325,558	661,247	19,580,688	12,584,218
380	M35	결합조직의기타전신침범	67,564	327,270	13,824,847	60,640,624	51,261,901
381	L80	백반증	66,027	1,005,436	1,934,617	74,233,603	49,999,351
382	K13	입술및구강점막의기타질환	65,827	105,955	560,092	4,799,069	2,879,906
383	N71	자궁경부를제외한자궁의염증성질환	65,601	111,472	610,995	8,808,164	5,891,078
384	R20	피부감각의장애	64,749	111,719	1,700,813	14,367,835	7,848,677
385	Z04	기타이유의검사및관찰	64,613	88,109	689,530	5,166,590	2,543,267
386	F40	공포성불안장애	64,579	331,136	8,929,010	28,102,800	19,535,816
387	S76	엉덩이및대퇴부위의근육및힘줄의손상	64,304	177,301	666,968	6,983,208	4,774,140
388	G30	알츠하이머병	63,895	253,828	13,167,075	64,171,352	45,416,564
389	N45	고환염및부고환염	63,870	144,058	1,212,857	13,162,365	8,723,225
390	Z13	기타질환및장애에대한특수선별검사	63,330	95,532	897,224	7,881,575	4,439,756
391	A59	편모충증	63,098	97,969	570,924	6,138,651	4,193,259
392	T63	독액성동물과의접촉의독성효과	63,054	75,682	296,940	3,501,225	2,180,563
393	H15	공막의장애	62,967	114,291	556,705	6,676,477	4,451,396
394	R79	혈액화학의기타이상소견	62,168	126,309	3,476,820	14,295,983	7,481,325
395	K61	항문및직장부의농양	60,631	195,386	952,038	10,204,406	6,791,486
396	R41	인지기능및각에관련된기타증상및징후	59,824	136,900	5,912,025	23,786,499	13,478,062
397	C20	직장의악성신생물	59,790	495,396	4,034,158	132,085,060	121,521,118
398	Z32	임신검사	59,231	112,093	284,039	6,818,528	5,008,212
399	D69	자반및기타출혈성병태	59,190	158,690	2,163,392	20,853,395	12,304,224
400	H18	각막의기타장애	59,003	141,275	747,782	12,656,070	8,022,081

Note : Based on the Treatment Month (excluding herbal medicine, including pharmacy in Reimbursed Days, Medical Expense and Benefit)

제VI-5표
Table VI-5

질병소분류별 외래 다빈도
Outpatient Benefits by Frequency

순위 Rank	상병 기호 I.C.D	상병명 Diseases	진료실인원수 Patients	입내원일수 Visits	요양급여일수 Reimbursed Days	진료비 Medical Expense	급여비 Benefit
401	K51	궤양성 대장염	58,896	309,802	14,306,897	118,052,069	104,811,691
402	N77	달리분류된 질환에서의 위음질의 궤양 및 염증	58,775	100,282	563,899	6,883,902	4,606,590
403	E87	수분, 전해질 및 산-염기 균형의 기타 장애	58,474	128,803	2,578,834	13,171,020	8,545,521
404	L81	색소 침착의 기타 장애	58,124	88,542	392,064	3,152,650	1,823,711
405	M21	사지의 기타 후천 변형	57,651	134,785	730,184	6,773,016	3,809,034
406	K57	장의 계실 병	57,509	102,459	1,070,799	13,085,287	7,576,549
407	M94	연골의 기타 장애	57,435	115,182	1,249,376	7,649,205	4,733,944
408	G62	기타 다발신경병증	57,003	153,841	4,445,450	19,788,022	12,216,769
409	E34	기타 내분비 장애	56,688	208,718	736,912	25,124,134	13,916,370
410	I66	뇌경색증을 유발하지 않은 대뇌동맥의 폐색 및 협착	56,396	176,014	11,112,367	41,434,666	25,780,086
411	F10	알콜 사용에 의한 정신 및 행동 장애	55,703	257,208	5,577,226	23,105,629	16,051,755
412	Q21	심장 중격의 선천 기형	55,030	117,020	2,446,285	29,228,562	21,608,580
413	M45	강직 척추염	54,891	300,195	10,729,475	140,954,732	125,846,585
414	F03	상세 불명 의 치매	54,870	157,557	9,241,602	43,438,005	28,375,881
415	K56	탈장이 없는 마비성 장 폐색 증 및 장 폐색	54,533	92,908	1,133,662	9,874,635	5,632,992
416	I42	심근 병증	53,452	212,210	14,953,417	69,906,315	59,566,060
417	E88	기타 대사 장애	53,383	146,396	8,580,945	20,801,751	12,265,789
418	I47	발작성 빈맥	52,782	144,343	8,118,055	19,538,183	11,760,141
419	K20	식도염	52,692	104,290	3,081,382	11,599,644	6,750,106
420	M80	병적 골절을 동반한 골다공증	52,358	160,691	6,865,475	19,805,801	12,090,736
421	J84	기타 간질성 폐 질환	52,317	213,174	6,641,624	82,829,569	68,252,666
422	E89	달리분류되지 않은 처치 후 내분비 및 대사 장애	52,293	149,144	14,637,741	16,857,878	10,042,408
423	M46	기타 염증성 척추 병증	51,841	170,098	2,770,466	16,028,228	10,150,052
424	L98	달리분류되지 않은 피부 및 피하 조직의 기타 장애	51,478	123,829	651,215	7,267,574	4,050,480
425	E50	비타민 A 결핍	51,150	77,005	1,747,496	4,234,416	2,968,784
426	D05	유방의 제자리 암증	50,948	344,639	8,530,311	94,624,852	87,168,828
427	K81	담낭염	50,806	102,821	1,311,715	12,150,755	6,410,222
428	R59	림프절 비대	50,716	93,204	365,816	8,696,961	4,385,393
429	N85	자궁경부를 제외한 자궁의 기타 비염증성 장애	50,566	101,085	993,580	13,310,156	7,139,212
430	G58	기타 단일신경병증	50,472	109,738	919,665	7,882,062	5,394,206
431	G63	달리분류된 질환에서의 다발신경병증	49,998	171,200	7,879,054	29,832,482	20,126,074
432	K40	사타구니 탈장	49,904	144,447	427,208	11,499,312	6,205,282
433	R56	달리분류되지 않은 경련	49,739	116,290	3,652,731	20,377,070	11,944,178
434	K10	턱의 기타 질환	49,117	109,657	467,057	6,271,312	3,882,652
435	T20	머리 및 목의 화상 및 부식	48,280	150,041	279,039	9,996,315	6,574,850
436	L27	내부로 섭취된 물질에 의한 피부 병	48,034	87,141	632,289	3,834,776	2,583,162
437	E10	1형 당뇨병	47,847	211,384	6,750,109	40,865,291	26,802,197
438	Z94	이식된 기관 및 조직의 상태	47,422	364,915	16,640,910	263,797,805	237,372,296
439	L71	주사	46,453	116,255	1,792,601	5,732,873	3,329,830
440	Z35	고위험임신의 관리	45,912	194,967	674,499	19,162,294	14,314,007
441	I51	심장병의 불명확한 기록 및 합병증	45,815	94,766	4,412,909	16,126,129	9,680,716
442	D06	자궁경부의 제자리 암증	45,797	158,764	1,142,234	18,897,341	16,697,036
443	T25	발목 및 발의 화상 및 부식	44,721	225,680	491,908	15,392,178	10,053,004
444	B88	기타 감염	44,159	67,044	844,218	5,678,958	4,041,911
445	I35	비류마티스성 대동맥판 장애	43,987	148,655	9,773,916	31,889,447	19,187,893
446	R43	후각 및 미각 장애	43,513	79,906	576,768	4,925,434	3,035,892
447	I61	뇌내 출혈	43,310	290,770	10,071,426	42,953,337	27,442,815
448	C67	방광의 악성 신생물	43,304	339,691	7,207,770	94,371,913	86,394,046
449	Z95	심장 및 혈관 삽입물 및 이식편의 존재	42,776	137,815	10,728,402	37,329,679	24,181,458
450	D32	수막의 양성 신생물	42,706	150,195	4,126,804	36,250,426	32,081,581

주 : 진료일 기준 (한의학분류 제외, 요양급여일수, 진료비와 급여비는 약국포함)

상병 진료현황(계) <계속>

of Disease(Total) <Cont'd>

(단위 : 명, 일, 천원)

Unit : Person, Day, KRW 1,000

순위 Rank	상병 기호 I.C.D	상병명 Diseases	진료실인원수 Patients	입내원일수 Visits	요양급여일수 Reimbursed Days	진료비 Medical Expense	급여비 Benefit
451	R30	배뇨와 연관된 통증	42,706	75,578	887,933	6,111,587	3,930,691
452	C64	신우를 제외한 신장의 악성 신 생물	42,388	237,296	3,742,417	108,209,331	99,207,587
453	K83	담도의 기타 질환	42,316	100,602	2,381,818	16,440,679	9,080,638
454	N02	재발성 및 지속성 혈뇨	42,232	125,331	5,869,351	21,170,154	12,760,292
455	Z51	기타의학적관리를위하여보건서비스와접하고있는사람	42,164	289,690	1,258,654	141,632,327	133,591,884
456	B98	다른장에서분류된질환의원인으로서의기타명시된감염체	41,837	56,613	1,548,194	5,202,354	3,433,409
457	E83	무기질대사장애	41,823	92,375	4,654,027	13,928,931	10,467,386
458	K71	독성간질환	41,681	84,440	2,278,698	8,641,716	5,607,583
459	F42	강박장애	41,612	339,621	6,953,280	28,625,792	21,156,056
460	P59	기타및상세불명의원인으로인한신생아황달	41,385	77,790	93,526	2,225,467	1,994,818
461	G54	신경근및신경총장애	40,762	135,497	1,465,991	12,145,222	8,159,155
462	H62	달리분류된질환에서외이의장애	40,470	101,665	317,546	3,158,790	2,248,067
463	D22	멜라닌세포반	40,445	73,235	158,601	3,950,404	1,909,287
464	G90	자율신경계통모장장애	40,244	141,749	2,317,363	14,920,664	11,391,864
465	E63	기타영양결핍	39,966	66,424	536,166	4,059,312	3,001,443
466	I95	저혈압	39,892	65,413	1,229,075	5,977,417	3,634,038
467	R39	비뇨계통의기타증상및징후	39,497	91,776	1,006,864	7,140,352	4,788,753
468	L90	피부의위축장애	39,413	79,135	244,495	2,756,679	1,569,554
469	O02	기타비정상적수태부산물	39,049	97,255	318,187	16,334,731	11,914,348
470	S31	복부, 아래등및골반의열린상처	38,948	91,147	219,684	3,115,679	2,144,626
471	I71	대동맥동맥류및박리	38,902	118,214	7,167,757	25,517,621	14,841,771
472	S09	머리의기타및상세불명의손상	38,896	71,415	183,334	6,468,743	3,679,978
473	E23	뇌하수체의기능저하및기타장애	38,554	222,528	3,325,507	76,898,112	44,253,471
474	I89	림프관및림프절의기타비감염성장애	38,406	100,589	2,456,083	7,669,652	4,941,275
475	G24	근긴장이상	38,236	92,322	2,762,376	9,647,326	5,510,353
476	D37	구강및소화기관행동양식불명또는미상의신 생물	38,176	89,674	942,304	16,426,081	11,864,985
477	N13	폐색성및역류성요로병증	37,988	93,328	1,247,585	16,771,646	9,208,448
478	ZZ	양방성기타	37,827	179,746	73,488,689	160,450,020	116,004,833
479	O24	임신중당뇨병	37,653	105,764	454,339	7,247,788	5,542,811
480	D10	입및인두의양성신 생물	37,448	74,259	289,881	6,618,890	3,710,160
481	M12	기타특정관절병증	37,395	104,614	1,718,690	6,689,173	4,348,826
482	M40	척추후만증및척추전만증	37,383	110,157	1,106,592	7,100,640	4,619,868
483	L82	지루각화증	37,196	61,816	181,418	2,909,405	1,518,089
484	O20	초기임신중출혈	37,091	66,221	154,472	6,393,287	5,237,502
485	A64	상세불명의성매개질환	36,916	66,945	390,725	6,623,992	4,563,904
486	N17	급성신부전	36,762	92,912	2,323,252	12,923,419	7,636,297
487	Z47	기타정형외과적추적치료를위하여보건서비스와접하고있는	36,608	74,208	971,155	5,660,833	2,953,405
488	Q38	혀, 입및인두의기타선천기형	36,194	53,368	91,043	2,763,607	2,291,778
489	J12	달리분류되지않은바이러스페렴	35,649	59,250	374,762	2,878,186	2,040,432
490	G93	뇌의기타장애	35,353	88,525	1,494,130	11,552,626	7,345,184
491	R26	보행과이동의이상	35,316	88,983	916,131	10,114,475	5,460,275
492	N62	유방의비대	35,105	72,232	320,099	6,131,771	3,731,114
493	M49	달리분류된질환에서척추병증	35,084	157,606	1,105,351	12,561,089	9,088,387
494	I69	뇌혈관질환의후유증	34,924	159,511	8,878,998	30,530,682	20,828,100
495	B86	음	34,776	68,524	560,280	2,633,510	1,790,490
496	M87	골괴사	34,216	104,135	1,944,664	8,649,292	4,857,129
497	L05	모소낭염	33,442	83,687	426,122	3,479,905	2,387,594
498	K85	급성췌장염	33,147	85,640	1,998,558	13,078,235	7,248,317
499	L65	기타비흉터성모발손실	33,121	60,490	620,039	2,399,819	1,336,558
500	Z97	기타장치의존재	33,098	40,529	78,763	2,114,040	1,448,906

Note : Based on the Treatment Month (excluding herbal medicine, including pharmacy in Reimbursed Days, Medical Expense and Benefit)

제VI-5-1표

Table VI-5-1

질병소분류별 외래 다빈도

Outpatient Benefits by Frequency

순위 Rank	상병 기호 I.C.D	상병명 Diseases	진료실인원수 Patients	입내원일수 Visits	요양급여일수 Reimbursed Days	진료비 Medical Expense	급여비 Benefit
1	K05	치은염 및 치주 질환	9,206,411	20,470,165	38,616,030	1,131,056,801	789,358,148
2	J20	급성 기관지염	7,801,916	28,395,754	143,610,266	967,556,343	718,758,270
3	I10	본태성(원발성)고혈압	3,685,402	23,122,692	963,633,144	2,150,222,278	1,528,171,696
4	J30	혈관운동성 및 앨러지성비염	3,529,446	8,846,597	67,230,826	335,214,151	244,443,601
5	U07	U 0 7 의 응급사용	3,428,729	4,926,635	23,175,674	268,345,710	214,999,353
6	K02	치아우식	2,921,485	5,009,918	6,409,426	289,398,468	205,096,487
7	J06	다발성 및 상체 불명부위의 급성 상기도 감염	2,793,674	5,269,633	28,388,695	181,510,832	132,922,534
8	M54	등통증	2,490,970	9,580,600	48,320,988	622,870,272	440,234,215
9	J03	급성 편도염	2,221,354	4,252,798	21,054,607	152,551,564	111,454,924
10	J02	급성 인두염	2,206,091	4,255,529	21,796,200	146,136,449	107,512,051
11	K29	위염 및 십이지장염	2,113,887	3,512,881	44,592,183	242,077,617	166,870,317
12	J00	급성 비인두염 [감기]	2,099,919	4,159,611	22,691,780	133,163,217	99,585,116
13	A09	감염성 및 상체 불명기관의 기타 감염 및 결장염	2,020,514	3,276,952	17,748,665	148,456,583	101,481,916
14	K21	위식도역류병	2,019,355	3,972,966	75,043,204	305,118,916	209,447,682
15	E11	2형 당뇨병	1,940,524	12,315,365	500,250,415	1,649,865,015	1,138,244,247
16	J01	급성 부비동염	1,928,239	5,218,827	28,920,318	202,272,869	148,944,494
17	H10	결막염	1,874,137	3,096,032	11,725,478	143,924,632	104,718,561
18	L23	앨러지성 접촉 피부염	1,758,739	3,572,990	26,615,069	131,042,692	96,221,957
19	K04	치수 및 근단주위 조직의 질환	1,746,449	5,510,359	9,294,268	302,254,730	212,474,612
20	N40	전립선 증식증	1,527,025	6,625,709	276,199,015	730,884,005	489,058,716
21	J04	급성 후두염 및 기관염	1,413,861	2,667,843	14,819,485	100,465,292	73,488,956
22	M79	달리 분류되지 않은 기타 연조직 장애	1,352,331	2,863,268	15,561,889	114,819,826	80,622,475
23	E78	지질단백질 대사 장애 및 기타 지질증	1,225,710	3,619,798	210,333,029	421,575,652	291,161,996
24	H52	굴절 및 조절 장애	1,138,279	1,698,502	4,639,638	119,975,941	84,263,345
25	B35	백선증	1,122,986	2,516,156	22,188,261	120,232,346	86,152,260
26	S33	요추 및 골반의 관절 및 인대의 탈구, 염좌 및 긴장	1,085,095	2,858,369	12,703,925	159,847,250	111,671,354
27	M75	어깨 병변	1,084,263	4,640,023	26,720,820	257,916,131	176,644,609
28	J40	급성 인지만성 인지명시되지 않은 기관지염	1,055,006	2,094,907	12,100,375	83,024,574	58,998,317
29	J10	확인된 계절성 인플루엔자 바이러스에 의한 인플루엔자	1,051,844	1,377,473	6,824,076	62,446,447	43,953,554
30	J32	만성 부비동염	1,025,401	2,627,769	14,285,068	123,077,158	87,507,065
31	M17	무릎 관절증	1,003,803	4,978,960	48,630,923	328,485,493	218,372,701
32	L50	두드러기	995,879	1,972,191	21,151,791	81,723,529	57,375,427
33	S93	발목 및 발부위의 관절 및 인대의 탈구, 염좌 및 긴장	988,290	2,279,758	8,137,356	114,288,390	77,372,148
34	K03	치아 구조적 기타 질환	971,406	1,466,361	2,443,824	86,730,436	60,750,834
35	K00	치아의 발육 및 맹출 장애	961,212	1,710,378	1,979,973	65,387,086	47,085,839
36	H04	눈물계통의 장애	914,069	1,625,580	10,183,724	109,968,686	77,885,142
37	M51	기타 추간판 장애	869,805	3,858,967	30,365,364	261,987,450	173,948,543
38	K59	기타 기능성 장 장애	865,839	1,472,565	15,765,432	100,635,566	68,930,330
39	K63	장 의 기타 질환	850,585	1,147,770	9,316,474	403,913,769	261,403,389
40	S63	손목 및 손부위의 관절 및 인대의 탈구, 염좌 및 긴장	821,875	1,636,379	5,959,008	79,083,154	54,270,564
41	R10	복부 및 골반 통증	806,228	1,241,515	10,480,103	136,311,283	80,715,959
42	K08	치아 및 지지 구조의 기타 장애	779,566	2,054,899	4,094,709	847,712,657	595,065,915
43	M65	윤활막염 및 힘줄 윤활막염	745,174	1,957,477	10,661,684	87,112,592	60,384,838
44	H60	외이염	744,680	1,577,487	5,123,541	46,211,976	33,838,754
45	L30	기타 피부염	727,049	1,369,168	12,381,378	63,543,760	42,745,079
46	M48	기타 척추 병증	715,402	3,883,208	34,090,118	265,927,358	184,786,500
47	M77	기타 골 부 착 부 병증	702,573	2,302,925	12,430,109	106,427,978	73,503,278
48	Z11	감염성 및 기생충성 질환에 대한 특수 선별 검사	695,592	928,993	2,701,436	39,658,405	28,987,593
49	Z46	기타 장치의 부착 및 조정을 위하여 보건서비스와 접하고 있는 사람	687,110	993,590	1,096,392	64,654,301	45,832,874
50	H66	화농성 및 상체 불명의 중이염	680,076	2,522,526	12,061,556	87,791,371	66,448,444

주 : 진료일 기준 (한의원류 제외, 요양급여일수, 진료비와 급여비는 약국포함)

상병 진료현황(남자)

of Disease(Male)

(단위 : 명, 일, 천원)

Unit : Person, Day, KRW 1,000

순위 Rank	상병 기호 I.C.D	상병명 Diseases	진료실인원수 Patients	입내원일수 Visits	요양급여일수 Reimbursed Days	진료비 Medical Expense	급여비 Benefit
51	M25	달 리 분 류 되 지 않 은 기 타 관 절 장 애	666,820	1,682,484	10,272,478	90,225,903	61,807,238
52	H00	맥 립 종 및 콩 다 래 끼	655,332	1,086,119	4,616,264	52,747,147	37,390,331
53	K58	과 민 대 장 증 후 군	653,257	1,022,511	8,441,711	87,375,548	59,625,690
54	L02	피 부 의 농 양 , 종 기 및 큰 종 기	647,519	1,470,551	8,115,693	57,624,437	40,327,948
55	J11	바 이 러 스 가 확 인 되 지 않 은 인 플 루 엔 자	645,272	856,994	4,179,136	37,784,640	26,707,994
56	K01	매 물 치 및 매 북 치	632,954	1,226,523	3,056,810	90,406,727	60,551,320
57	J34	코 및 비 동 의 기 타 장 애	582,365	1,193,099	7,006,351	65,567,331	42,984,840
58	H35	기 타 망 막 장 애	575,937	1,446,542	13,840,476	296,420,702	226,080,325
59	L03	연 조 직 염	568,506	1,219,715	6,047,296	49,700,657	33,827,025
60	H40	녹 내 장	545,638	1,593,201	11,778,336	229,620,761	149,500,064
61	H16	각 막 염	541,517	988,650	4,046,796	57,814,951	40,400,357
62	K52	기 타 비 감 염 성 위 장 염 및 결 장 염	540,083	759,900	3,993,786	33,560,542	23,684,576
63	K07	치 아 열 굴 이 상 [부 정 교 합 포 함]	524,926	849,230	2,322,782	38,517,140	26,543,845
64	L24	자 극 물 접 촉 피 부 염	523,584	912,738	6,329,776	33,160,149	23,978,106
65	M47	척 추 증	508,849	2,058,856	11,533,256	150,618,798	106,748,843
66	M10	통 풍	493,368	1,770,037	56,531,083	114,168,231	76,514,117
67	J21	급 성 세 기 관 지 염	483,720	1,348,358	6,789,688	48,021,373	36,506,797
68	J45	천 식	473,528	1,328,729	19,867,895	99,650,982	67,362,118
69	R07	목 구멍 및 가 습 의 통 증	462,375	790,762	14,143,219	102,871,793	59,361,799
70	H25	노 년 백 내 장	455,591	1,195,292	5,365,065	98,183,625	69,308,601
71	S83	무 료 의 관 절 및 인 대 의 탈 구 , 염 좌 및 긴 장	454,874	1,313,887	5,889,836	65,177,252	42,649,901
72	L21	지 루 피 부 염	445,381	901,365	7,561,476	34,233,103	24,487,317
73	S61	손 목 및 손 의 열 린 상 처	439,655	1,375,414	3,534,506	61,507,227	39,268,351
74	M50	경 추 간 판 장 애	439,383	1,921,250	12,707,369	121,760,573	81,552,898
75	L20	아 토 피 성 피 부 염	435,183	1,171,806	11,527,136	138,148,695	113,574,501
76	S02	두 개 골 및 안 면 골 의 골 절	431,275	750,992	1,413,886	39,720,532	24,965,112
77	M19	기 타 관 절 증	430,827	1,180,074	14,300,914	76,169,155	49,135,386
78	N34	요 도 염 및 요 도 증 후 군	430,003	962,097	5,432,203	82,980,259	58,085,961
79	I20	협 심 증	422,522	1,434,302	109,671,110	377,038,968	243,687,682
80	R50	기 타 및 원 인 미 상 의 열	418,692	608,671	2,513,136	40,140,841	25,188,353
81	S13	목 부 위 의 관 절 및 인 대 의 탈 구 , 염 좌 및 긴 장	416,397	989,982	4,075,182	53,710,214	37,338,234
82	R51	두 통	406,175	645,674	7,649,280	53,059,669	29,365,147
83	K76	간 의 기 타 질 환	401,366	651,359	13,918,936	75,133,383	49,403,506
84	Z20	전 염 성 질 환 에 접 촉 및 노출	399,553	527,710	1,892,361	26,580,207	20,300,954
85	J18	상 세 불 명 병 원 체 의 폐 렴	398,841	1,025,771	6,770,100	59,136,028	40,596,281
86	K12	구 내 염 및 관 련 병 변	396,938	628,472	2,536,267	19,272,195	13,950,161
87	M13	기 타 관 절 염	385,350	1,053,653	10,300,727	55,565,332	39,153,041
88	G47	수 면 장 애	376,792	1,219,150	25,336,541	61,623,589	42,163,541
89	H61	외 이 의 기 타 장 애	362,818	539,064	1,440,253	24,504,942	17,523,539
90	H81	전 정 기 능 의 장 애	358,793	814,576	12,029,606	87,834,753	57,729,270
91	S43	견 갑 대 의 관 절 및 인 대 의 탈 구 , 염 좌 및 긴 장	353,614	965,497	4,034,036	45,952,604	31,592,180
92	J31	만 성 비 염 , 비 인 두 염 및 인 두 염	352,403	731,056	4,091,088	27,716,591	19,980,584
93	B00	헤 르 페 스 바 이 러 스 [단 순 헤 르 페 스] 감 염	339,655	526,824	2,945,068	22,869,920	16,479,960
94	T85	기타내부인공삽입장치, 삽입물및식이편의합병증	334,014	433,398	704,536	22,236,230	15,220,486
95	S23	흉 골 의 관 절 및 인 대 의 탈 구 , 염 좌 및 긴 장	333,548	541,826	2,604,149	28,771,245	19,869,113
96	S01	머 리 의 열 린 상 처	321,605	914,818	2,098,732	54,150,116	31,902,721
97	R42	머 지 렴 증 및 머 지 렴	319,545	561,053	9,267,770	59,107,843	33,874,444
98	K30	기 능 성 소 화 불 량	317,713	482,151	5,634,045	30,075,080	20,244,119
99	F32	우 울 에 피 소 드	316,681	2,271,221	44,118,179	178,239,332	134,239,894
100	F41	기 타 불 안 장 애	314,735	1,831,277	37,922,325	121,626,694	91,194,010

Note : Based on the Treatment Month (excluding herbal medicine, including pharmacy in Reimbursed Days, Medical Expense and Benefit)

제VI-5-1표
Table VI-5-1

질병소분류별 외래 다빈도
Outpatient Benefits by Frequency

순위 Rank	상병 기호 I.C.D	상병명 Diseases	진료실인원수 Patients	입내원일수 Visits	요양급여일수 Reimbursed Days	진료비 Medical Expense	급여비 Benefit
101	K64	치핵 및 항문주위정맥혈전증	314,452	715,314	5,723,569	46,547,504	31,275,435
102	B08	달리분류되지않은파부및점막병변이특징인기타바이러스감	308,616	611,533	2,324,518	17,582,964	13,601,408
103	D12	결장, 직장, 항문 및 항문관의 양성 신 생물	304,354	453,066	5,591,625	100,008,532	61,593,376
104	H65	비화농성중이염	298,596	800,623	3,778,480	33,239,545	23,766,110
105	J22	상세불명의 급성 하기도 감염	296,168	618,124	3,275,383	21,336,053	15,752,778
106	K25	위궤양	293,608	532,539	9,786,023	49,327,288	32,876,693
107	B02	대장암	288,565	751,830	4,886,315	51,895,922	35,837,647
108	I63	뇌경색증	287,564	1,264,237	77,189,885	308,753,925	201,150,979
109	L08	피부 및 피하조직의 기타 국소 감염	282,124	503,720	2,786,212	19,105,249	13,581,348
110	T15	외안근의 이물	275,715	391,306	1,069,432	25,779,843	17,970,766
111	J36	편도주위농양	269,713	494,323	2,354,678	18,123,828	13,008,239
112	Z29	기타예방적조치의필요	267,785	336,486	474,983	32,106,481	26,712,171
113	J38	달리분류되지않은성대및후두의질환	265,157	465,379	3,449,501	32,209,056	21,248,664
114	H11	결막의기타장애	252,849	377,844	1,458,785	25,461,205	17,456,970
115	A04	기타세균성장감염	252,651	346,497	1,989,786	15,077,065	10,553,778
116	B07	바이러스사마귀	250,450	784,733	1,398,641	55,458,017	38,828,198
117	T14	상세불명의신체부위의손상	249,859	437,329	1,429,405	20,130,412	12,581,030
118	E14	상세불명의당뇨병	248,933	1,133,075	49,720,629	165,168,032	111,283,784
119	N41	전립선의염증성질환	247,832	740,889	10,257,854	72,274,860	49,713,693
120	N31	달리분류되지않은방광의신경근육기능장애	245,151	683,567	29,654,603	81,502,555	55,096,141
121	K75	기타염증성간질환	244,583	523,112	16,723,910	59,586,745	37,797,098
122	D23	피부의기타양성신 생물	241,785	522,881	1,429,887	37,535,961	24,633,825
123	H90	전음성 및 감각 신경성 청력소실	241,223	418,586	3,133,532	36,680,749	22,803,826
124	B18	만성바이러스간염	239,506	943,827	46,787,068	246,088,808	157,613,231
125	R05	기침	236,408	413,689	4,265,358	30,891,208	17,683,169
126	R11	구역 및 구토	233,488	309,853	1,685,880	14,114,127	9,364,702
127	H36	달리분류된질환에서의망막장애	230,074	603,250	15,725,425	91,282,900	56,844,950
128	H01	눈꺼풀의기타염증	229,113	372,585	1,692,792	20,720,334	14,448,261
129	S62	손목 및 손부위의골절	226,763	1,072,415	2,768,891	55,437,867	35,273,654
130	L04	급성림프절염	223,950	374,959	1,845,324	14,949,149	10,611,911
131	L25	상세불명의접촉피부염	221,267	378,501	2,598,847	13,539,511	9,758,608
132	S60	손목 및 손의표재성손상	221,064	331,659	1,113,427	16,977,744	11,016,689
133	L28	만성단순태선 및 가려움 발진	216,257	479,416	4,784,521	24,242,782	16,482,232
134	J39	상기도의기타질환	206,135	390,221	2,145,529	17,067,894	11,538,732
135	J35	편도 및 아데노이드의 만성 질환	204,536	366,245	1,751,993	17,018,925	11,314,133
136	S80	아래다리의표재성손상	204,280	371,301	1,390,133	17,101,414	11,303,155
137	S00	머리의표재성손상	201,725	307,527	737,367	16,361,277	10,121,616
138	R73	혈당치상승	199,731	325,134	8,636,693	26,806,364	17,533,160
139	G44	기타두통증후군	198,472	366,660	5,251,105	35,542,831	21,129,609
140	N18	만성신장병	197,670	5,922,147	52,294,888	1,282,439,064	1,122,337,322
141	M62	근육의기타장애	192,053	425,538	2,105,157	18,563,931	12,629,024
142	S90	발목 및 발의표재성손상	191,427	292,748	1,057,926	14,804,370	9,654,609
143	N20	신장 및 요관의결석	190,388	499,962	6,497,202	192,630,762	124,409,703
144	S22	늑골, 흉골 및 흉추의골절	188,331	494,419	3,570,789	36,389,759	23,385,406
145	R94	기능검사의이상결과	181,580	314,492	6,659,196	35,103,385	19,789,689
146	I25	만성허혈심장병	180,282	537,706	43,498,948	151,020,471	96,457,634
147	M76	발을제외한다리의골부착부병증	178,254	449,926	2,221,101	18,652,851	12,835,062
148	S53	팔꿈치의관절및인대의탈구, 염좌및긴장	174,246	409,841	1,590,370	20,461,526	14,145,189
149	J37	만성후두염및후두기관염	173,149	346,148	2,663,174	17,714,743	11,891,406
150	H93	달리분류되지않은귀의기타장애	172,744	386,339	4,872,526	26,877,890	17,161,653

주 : 진료일 기준 (한의분류 제외, 요양급여일수, 진료비와 급여비는 약국포함)

상병 진료현황(남자) <계속>

of Disease(Male) <Cont'd>

(단위 : 명, 일, 천원)

Unit : Person, Day, KRW 1,000

순위 Rank	상병 기호 I.C.D	상병명 Diseases	진료실인원수 Patients	입내원일수 Visits	요양급여일수 Reimbursed Days	진료비 Medical Expense	급여비 Benefit
151	L72	피부 및 피하조직의 모낭낭	172,590	520,187	1,452,705	33,378,567	21,845,457
152	I48	심방세동 및 조동증	171,376	678,014	45,103,568	167,383,262	106,335,776
153	L29	가려움증	167,542	304,781	3,066,470	11,926,010	8,559,539
154	F51	비기질성수면장애	166,928	824,324	18,244,573	42,697,954	32,032,215
155	M72	섬유모세포장액	166,708	491,625	2,719,317	19,713,232	13,494,456
156	H26	기타백내장	166,403	370,366	1,957,316	65,434,019	42,444,711
157	G43	편두통	165,822	323,504	4,899,106	24,294,683	15,635,802
158	S92	발목외상 및 발의 골절	165,497	714,201	2,277,463	41,196,814	26,482,866
159	Z03	의심되는 질병 및 병태를 위한 의학적 관찰 및 평가	163,268	265,563	2,701,512	28,301,582	15,312,535
160	A08	바이러스성 기타 명시된 장 감염	161,369	225,772	1,099,075	7,959,429	5,728,565
161	R91	폐의 진단 영상 검사 상 이상 소견	160,100	307,418	1,618,871	32,510,718	16,053,897
162	M53	달리 분류되지 않은 기타 등 병증	157,363	452,849	2,098,672	30,885,067	21,925,457
163	F00	알츠하이머병에서의 치매 (G30.-+)	151,907	807,142	30,385,460	142,808,478	100,997,985
164	L84	타액선염	147,331	354,190	910,777	20,986,837	14,731,174
165	I11	고혈압성 심장병	144,828	539,655	34,397,336	87,680,612	57,301,928
166	J44	기타 만성 폐색성 폐 질환	144,465	522,894	18,479,704	89,672,576	57,020,479
167	H91	기타 청력 소실	144,113	323,008	2,159,252	30,011,311	17,811,753
168	J42	상세 불명인 만성 기관지염	143,906	302,683	3,038,477	14,650,067	10,112,193
169	L85	기타 표피의 비후	143,634	262,520	1,864,891	9,411,340	6,682,129
170	Z96	기타 기능성 삽입물의 존재	137,153	391,255	1,540,280	29,045,494	19,903,659
171	J41	단순성 및 점액화성 만성 기관지염	136,455	273,611	1,861,549	10,122,190	7,444,867
172	I67	기타 뇌혈관 질환	136,123	382,154	18,225,335	75,439,915	45,846,897
173	C61	전립선의 악성 신 생물	133,412	1,018,872	29,333,019	401,062,750	361,262,026
174	F90	운동과다 장애	133,348	1,061,494	24,392,918	119,158,404	86,840,813
175	R04	기타 도출혈	129,770	224,025	1,089,874	14,556,238	8,870,363
176	H19	달리 분류된 질환에서의 공막 및 각막의 장애	128,887	239,219	1,064,608	14,776,172	10,389,894
177	S91	발목 및 발의 열린 상처	128,108	353,488	976,733	14,428,743	9,516,645
178	L01	농가진	128,100	205,581	1,067,931	7,300,669	5,380,983
179	J98	기타 호흡 장애	127,122	233,592	1,723,493	25,083,819	13,280,036
180	S06	두개 내상	126,291	235,063	4,378,845	33,120,775	19,105,830
181	M23	무릎의 내부 장애	124,754	363,428	3,584,336	20,581,032	12,404,522
182	T16	귀의 이물	123,747	159,858	393,539	7,017,673	4,969,417
183	K26	십이지장 궤양	123,486	205,858	3,815,418	21,301,203	13,850,819
184	L73	기타 타액선 장애	123,029	280,326	2,891,302	13,446,785	9,425,712
185	S20	달리 분류되지 않은 통증	122,713	211,258	2,271,928	14,184,577	8,417,892
186	S20	흉부의 표재성 손상	119,253	165,875	853,408	9,345,062	6,014,062
187	H02	눈꺼풀의 기타 장애	118,851	319,895	1,144,213	29,645,644	19,942,843
188	R31	상세 불명인 혈뇨	118,328	264,956	3,589,241	36,914,738	20,990,094
189	K80	담석증	116,230	295,386	7,820,175	35,933,566	19,787,630
190	S81	아래 다리의 열린 상처	115,862	386,503	1,014,161	16,160,853	10,527,358
191	R06	호흡의 이상	113,825	201,500	2,497,253	25,574,375	14,061,137
192	H43	유리체의 장애	113,362	189,424	1,352,689	20,087,554	12,998,537
193	F06	뇌손상, 뇌기능 이상 및 신체 질환에 의한 기타 정신 장애	112,993	351,906	16,238,593	47,559,321	31,048,225
194	L60	손발톱 장애	111,568	311,992	1,134,807	13,392,829	8,989,400
195	M67	윤활막 및 힘줄의 기타 장애	109,632	219,767	995,476	9,906,757	6,481,697
196	N48	음경의 기타 장애	109,328	163,894	873,023	7,846,618	5,394,293
197	E03	기타 갑상선 기능 저하증	108,754	381,849	22,736,472	34,847,152	22,415,273
198	C16	위암	104,929	634,554	9,463,128	149,076,863	135,988,583
199	Z71	달리 분류된 의학적 권고로 인해 보건 서비스와 접촉하고 있는 사람	104,026	147,578	657,819	9,164,302	6,949,622
200	I21	급성 심근경색증	102,266	346,249	29,822,139	125,567,240	81,537,777

Note : Based on the Treatment Month (excluding herbal medicine, including pharmacy in Reimbursed Days, Medical Expense and Benefit)

제VI-5-2표
Table VI-5-2

질병소분류별 외래 다빈도
Outpatient Benefits by Frequency

순위 Rank	상병 기호 I.C.D	상병명 Diseases	진료실인원수 Patients	입내원일수 Visits	요양급여일수 Reimbursed Days	진료비 Medical Expense	급여비 Benefit
1	K05	치은염 및 치주 질환	9,804,562	20,583,959	35,538,928	1,126,478,180	787,555,451
2	J20	급성 기관지염	9,395,296	32,510,633	166,581,216	1,115,974,958	824,045,086
3	U07	U 0 7 의 응급 사용	4,407,719	6,616,238	31,488,382	357,925,439	286,681,925
4	J30	혈관 운동성 및 앨러지성 비염	3,950,764	9,224,966	68,331,229	350,093,803	254,683,405
5	I10	본태성 (원발성) 고혈압	3,504,568	24,216,025	958,350,855	2,189,000,554	1,573,339,952
6	J06	다발성 및 상세불명 부위의 급성 상기도 감염	3,432,778	6,569,321	35,654,556	228,134,233	166,721,237
7	K02	치아 우식	3,312,043	5,679,297	7,026,747	321,692,405	227,906,989
8	M54	등통증	3,201,085	14,326,801	70,845,478	865,114,560	619,730,716
9	K29	위염 및 십이지장염	3,026,821	5,199,997	59,728,917	318,367,848	220,876,798
10	J02	급성 인두염	2,794,851	5,415,289	27,930,072	186,073,349	136,291,885
11	K21	위식도 역류병	2,763,481	5,538,178	91,385,478	385,581,325	267,266,255
12	J03	급성 편도염	2,733,817	5,310,438	26,449,875	190,235,097	138,496,984
13	H10	결막	2,600,272	4,331,397	17,530,833	214,896,853	155,562,173
14	J00	급성 비인두염 [감기]	2,503,409	4,964,553	27,420,877	159,167,100	118,746,012
15	L23	앨러지성 접촉피부염	2,438,935	4,585,522	29,353,860	157,527,655	115,391,659
16	A09	감염성 및 상세불명 기원의 기타 위장염 및 결장염	2,236,452	3,559,587	19,935,291	166,732,116	112,515,759
17	J01	급성 부비동염	2,198,921	5,533,072	29,997,991	215,376,878	157,798,436
18	M17	무릎 관절증	2,162,817	12,516,083	123,371,400	841,815,221	564,989,702
19	J04	급성 후두염 및 기관염	1,831,768	3,491,037	19,234,079	132,584,737	96,716,871
20	E78	지질 단백질 대사 장애 및 기타 지질증	1,810,369	6,323,206	332,814,870	627,475,870	436,551,380
21	M79	달리 분류되지 않은 기타 연조직 장애	1,801,430	4,208,856	25,876,698	173,741,263	122,131,961
22	H04	눈물계통의 장애	1,791,480	3,236,789	19,238,107	232,171,419	164,845,696
23	R10	복부 및 골반 통증	1,748,034	2,609,087	18,919,996	303,881,152	190,048,859
24	K04	치수 및 근단위 조직의 질환	1,627,003	5,128,739	8,228,444	276,529,233	194,595,060
25	N30	방광염	1,580,485	3,497,571	27,260,480	198,805,321	137,547,389
26	E11	2형 당뇨병	1,518,734	10,028,066	387,609,267	1,308,903,648	911,996,691
27	H52	굴절 및 조절의 장애	1,425,725	2,127,862	6,511,739	160,637,888	112,807,756
28	M75	어깨 병변	1,325,109	6,302,076	34,454,171	331,165,390	229,383,254
29	J40	급성 인지만성 인지명시되지 않은 기관지염	1,313,156	2,655,811	15,444,616	104,776,655	74,527,394
30	L50	두드러기	1,293,693	2,470,457	24,233,190	101,219,884	70,543,285
31	N76	질 및 외음부의 기타 염증	1,193,159	2,180,712	12,118,536	162,312,809	110,383,567
32	J32	만성 부비동염	1,172,718	2,866,491	15,134,797	130,355,866	92,884,985
33	M81	병적 골절이 없는 골다공증	1,141,820	3,234,416	106,632,172	322,174,763	221,177,453
34	M48	기타 척추 병증	1,135,480	6,516,874	57,341,290	439,098,475	312,020,066
35	J10	확인된 계절성 인플루엔자 바이러스에 의한 인플루엔자	1,093,268	1,433,766	7,018,247	64,061,808	45,066,761
36	S93	발목 및 발부위의 관절 및 인대의 탈구, 염좌 및 긴장	1,080,165	2,719,607	9,219,731	129,882,914	88,633,922
37	N72	자궁경부의 염증성 질환	1,061,261	1,841,615	9,659,197	152,467,866	103,385,804
38	M65	윤활막염 및 힘줄 윤활막염	1,061,029	3,063,210	16,369,794	133,585,311	92,698,672
39	S33	요추 및 골반의 관절 및 인대의 탈구, 염좌 및 긴장	1,045,799	3,077,944	13,470,984	159,989,793	113,021,731
40	K03	치아 경조직의 기타 질환	1,044,440	1,539,792	2,382,679	84,323,714	59,250,576
41	K59	기타 기능성 장 장애	1,023,333	1,677,039	18,294,658	108,024,862	74,021,373
42	M51	기타 추간판 장애	1,017,891	4,860,357	37,533,392	316,865,971	214,710,214
43	Z11	감염성 및 기생충성 질환에 대한 특수 선별 검사	1,003,585	1,487,305	3,655,121	58,432,523	42,424,325
44	K00	치아 의발육 및 맹출 장애	936,787	1,715,598	1,953,437	63,869,180	46,142,412
45	H00	맥립증 및 콩다래끼	933,651	1,545,917	6,458,564	74,009,814	52,417,019
46	H60	외이염	903,334	1,832,963	6,150,059	53,466,503	39,329,770
47	H16	각막염	890,464	1,643,827	7,302,991	104,361,500	73,249,117
48	B35	백선증	888,283	2,125,497	17,620,466	99,040,224	71,536,656
49	M25	달리 분류되지 않은 기타 관절 장애	882,592	2,483,685	15,529,325	128,378,706	88,809,676
50	L30	기타 피부부염	853,971	1,476,572	10,964,553	60,580,474	40,872,530

주 : 진료일 기준 (한의학 제외, 요양급여일수, 진료비와 급여비는 약국포함)

상병 진료현황(여자)

of Disease(Female)

(단위 : 명, 일, 천원)

Unit : Person, Day, KRW 1,000

순위 Rank	상병 기호 I.C.D	상병명 Diseases	진료실인원수 Patients	입내원일수 Visits	요양급여일수 Reimbursed Days	진료비 Medical Expense	급여비 Benefit
51	H35	기 타 망 막 장 애	776,799	1,714,540	16,719,276	295,863,164	214,128,243
52	H81	전 정 기 능 의 장 애	773,383	1,793,503	23,608,661	188,505,207	126,059,654
53	K08	치 아 및 지 지 구 조 의 기 타 장 애	754,500	2,057,798	3,989,441	883,074,344	620,965,661
54	M77	기 타 골 부 착 부 병 증	750,717	2,512,997	13,005,529	113,089,464	78,151,337
55	M19	기 타 관 절 증	750,405	2,154,967	34,981,466	156,053,333	99,043,057
56	S63	손목및손부위의관절및인대의탈구, 염좌및긴장	743,033	1,588,095	6,186,805	73,476,199	51,026,009
57	L24	자 극 물 접 촉 피 부 염	740,195	1,198,852	7,153,761	40,511,390	29,194,836
58	N95	폐 경 및 기 타 폐 경 전 후 장 애	731,908	2,211,077	104,394,726	132,628,210	88,175,554
59	K58	과 민 대 장 증 후 군	724,039	1,116,526	8,791,241	87,511,052	59,761,567
60	H66	화 농 성 및 상 세 불 명 의 중 이 염	711,403	2,425,972	11,513,914	85,685,239	64,110,928
61	M47	척 추 증	684,088	3,148,067	17,449,424	211,792,949	152,448,889
62	B37	칸 디 다 증	679,389	1,186,403	6,549,785	78,240,436	53,683,962
63	J11	바 이 러 스 가 확 인 되 지 않 은 인 플 루 엔 자	678,642	899,415	4,355,890	39,308,311	27,746,478
64	Z46	기타장치의부착및조정을위하여보건서비스와접하고있는사	677,198	963,070	1,063,096	65,804,603	46,798,531
65	K01	매 물 치 및 매 복 치	670,048	1,345,127	3,345,403	98,091,294	66,052,527
66	L02	피 부 의 농 양 , 종 기 및 큰 종 기	669,487	1,325,511	6,810,792	50,204,325	35,441,782
67	N93	기 타 이 상 자 궁 및 질 출 혈	669,167	1,026,820	4,900,256	132,332,705	86,009,333
68	M13	기 타 관 절 염	655,303	1,947,200	20,269,871	103,260,486	73,053,620
69	F32	우 울 에 피 소 드	652,171	5,036,887	97,824,392	394,141,556	299,072,805
70	H25	노 년 백 내 장	649,084	1,699,576	7,209,210	139,462,250	99,608,316
71	K07	치 아 열 굴 이 상 [부 정 교 합 포 함]	638,206	1,227,669	3,873,703	58,449,851	39,750,358
72	H40	녹 내 장	636,226	1,707,327	12,979,185	247,006,992	162,846,546
73	K63	장 의 기 타 질 환	630,216	867,635	6,870,146	284,266,186	185,690,485
74	R51	두 통	628,947	1,014,318	13,627,807	87,865,262	49,163,693
75	K52	기 타 비 감 염 성 위 장 염 및 결 장 염	619,639	874,863	4,705,537	37,947,362	26,830,845
76	D25	자 궁 의 평 활 근 증	612,760	1,062,148	10,281,371	145,364,509	79,619,977
77	J34	코 및 비 동 의 기 타 장 애	607,202	1,186,136	6,528,935	61,077,022	41,226,390
78	L03	연 조 직 염	595,090	1,167,931	5,717,386	45,344,860	31,457,531
79	R42	어 지 럼 증 및 어 지 럼	591,327	1,007,840	14,652,356	99,763,264	59,490,936
80	J45	천 식	550,608	1,506,621	25,654,013	120,645,645	81,559,432
81	B00	헤르페스바이러스[단순헤르페스] 감염	546,344	829,660	4,641,230	35,298,832	25,390,014
82	N64	유 방 의 기 타 장 애	542,378	707,028	2,700,573	89,711,203	54,107,478
83	L20	아 토 피 성 피 부 염	528,061	1,175,557	9,801,359	83,527,886	65,769,586
84	J21	급 성 세 기 관 지 염	527,256	1,367,804	7,011,439	49,134,013	36,943,818
85	E03	기 타 갑 상 선 기 능 저 하 증	519,457	2,010,137	113,417,556	170,868,334	113,217,413
86	M50	경 추 간 판 장 애	516,386	2,253,744	12,949,380	133,702,979	91,459,265
87	F41	기 타 불 안 장 애	509,070	2,934,049	59,063,677	193,964,312	146,392,941
88	K12	구 내 염 및 관 련 병 변	501,519	799,145	3,422,568	25,014,961	18,146,958
89	Z20	전 염 성 질 환 에 접 촉 및 노 출	500,479	686,969	2,432,900	33,968,177	25,744,766
90	R07	목 구 멍 및 가 습 의 통 증	491,803	834,644	13,891,407	100,304,327	58,509,560
91	S13	목부위의관절및인대의탈구, 염좌및긴장	483,184	1,291,814	4,849,198	64,456,465	45,160,187
92	N91	무 월 경 , 소 량 및 희 발 월 경	464,892	687,077	3,071,874	72,352,237	48,020,574
93	R50	기 타 및 원 인 미 상 의 열	463,954	677,019	2,887,044	44,136,491	27,619,023
94	K30	기 능 성 소 화 불 량	457,624	693,108	7,426,505	39,800,750	26,995,270
95	B02	대 상 포 진	453,758	1,114,394	7,076,484	75,435,467	52,442,425
96	G47	수 면 장 애	439,710	1,435,983	36,560,117	76,005,555	53,274,383
97	J18	상 세 불 명 병 원 체 의 폐 렴	420,730	1,027,258	6,484,794	55,949,469	38,617,125
98	Z34	정 상 임 신 의 관 리	417,272	3,125,807	9,075,914	345,918,816	287,272,766
99	J31	만 성 비 염 , 비 인 두 염 및 인 두 염	416,580	849,106	4,560,812	32,097,466	23,166,814
100	N63	유 방 의 상 세 불 명 의 덩 이	415,333	632,671	2,044,690	88,751,066	52,756,046

Note : Based on the Treatment Month (excluding herbal medicine, including pharmacy in Reimbursed Days, Medical Expense and Benefit)

제VI-5-2표
Table VI-5-2

질병소분류별 외래 다빈도
Outpatient Benefits by Frequency

순위 Rank	상병 기호 I.C.D	상병명 Diseases	진료실인원수 Patients	입내원일수 Visits	요양급여일수 Reimbursed Days	진료비 Medical Expense	급여비 Benefit
101	N92	과다, 빈발 및 불규칙 월경	411,192	609,682	2,317,452	67,135,563	43,653,282
102	E04	기타 비독성 고이터	410,121	829,323	16,686,257	75,602,190	42,809,802
103	G43	편두통	406,348	931,368	16,650,867	73,428,226	47,605,873
104	S83	무릎의 관절 및 인대의 탈구, 염좌 및 긴장	398,634	1,212,218	6,056,779	59,297,428	39,887,629
105	K76	간의 기타 질환	388,152	607,343	9,912,104	69,504,236	45,565,897
106	J38	달리 분류되지 않은 성대 및 후두의 질환	388,009	688,845	4,722,038	44,705,396	30,503,746
107	H01	눈꺼풀의 기타 염증	385,895	640,185	2,785,185	38,675,215	26,852,147
108	D24	유방의 양성 신 생물	380,532	638,535	2,052,345	74,519,988	41,015,006
109	F00	알츠하이머병에서 치매 (G30. - +)	379,234	2,273,529	84,098,014	385,798,219	279,292,628
110	S02	두개골 및 안면골의 골절	368,633	621,533	1,096,731	29,415,786	19,430,425
111	R11	구역 및 구토	365,839	481,292	2,787,974	22,627,301	14,821,122
112	S61	손목 및 손의 열린 상처	358,693	1,119,347	2,855,627	46,687,045	30,087,341
113	N31	달리 분류되지 않은 방광의 신경근육 기능 장애	356,338	988,395	30,050,006	84,019,463	57,100,861
114	J22	상세 불명의 급성 하기도 감염	353,721	744,248	4,036,185	25,951,131	19,105,820
115	H61	외이의 기타 장애	353,586	516,576	1,465,179	23,271,934	16,816,699
116	L21	지루피부염	349,293	662,128	4,817,161	22,934,536	16,371,228
117	H11	결막의 기타 장애	335,896	488,326	2,293,917	33,091,939	22,850,275
118	L04	급성 성립프절염	334,290	560,129	2,744,428	21,919,988	15,499,107
119	N94	여성생식기관 및 월경주기와 관련된 통증 및 기타 병태	330,013	513,073	2,337,864	39,351,360	25,555,207
120	S23	흉곽의 관절 및 인대의 탈구, 염좌 및 긴장	329,172	573,446	2,787,516	29,490,513	20,629,756
121	J36	편도 주위 농양	328,501	611,524	2,972,697	22,231,416	16,055,862
122	H65	비화농성 중이염	327,291	825,606	3,907,116	34,687,959	24,614,680
123	G44	기타 두통 증후군	326,446	625,404	9,998,738	61,069,103	36,696,939
124	K25	위궤양	324,827	603,149	10,061,707	49,396,585	33,539,529
125	C73	갑상선의 악성 신 생물	323,051	1,119,039	91,390,943	165,445,335	130,148,734
126	L08	피부 및 피하 조직의 기타 국소 감염	321,302	550,616	2,797,101	20,267,076	14,445,258
127	L25	상세 불명의 접촉피부염	309,014	500,559	3,085,318	17,138,866	12,113,360
128	N39	비뇨계통의 기타 장애	305,493	634,886	9,723,949	53,447,095	34,021,961
129	R05	기침	305,098	530,155	5,741,938	39,380,325	22,501,777
130	S43	견갑대의 관절 및 인대의 탈구, 염좌 및 긴장	304,071	893,731	3,581,667	39,650,100	27,950,456
131	N60	양성 유방형성 이상	299,812	465,820	1,668,254	54,955,749	29,361,440
132	K64	치핵 및 항문 주위 정맥혈전증	296,493	660,797	5,332,047	43,637,999	29,350,926
133	B08	달리 분류되지 않은 피부 및 점막 병변이 특징인 기타 바이러스 감염	293,365	575,421	2,178,101	16,439,005	12,694,784
134	D50	철결핍빈혈	290,182	568,203	16,143,768	37,664,973	25,805,902
135	A04	기타 세균성 장관 감염	288,010	409,418	2,552,783	18,548,985	12,958,983
136	T85	기타 내부인공삽입장치, 삽입물 및 이식편의 합병증	283,729	347,470	516,956	15,675,127	10,930,504
137	R68	기타 전신 증상 및 징후	270,616	356,884	1,102,873	10,016,542	6,243,083
138	H90	전음성 및 감각 신경성 청력 소실	269,161	463,891	3,404,021	42,118,502	26,683,965
139	L29	가려움	262,402	431,282	3,337,269	18,440,259	13,167,064
140	Z29	기타 예방적 조치의 필요	259,802	324,912	480,515	30,632,242	25,484,283
141	I20	협심증	259,157	899,695	64,168,257	215,045,079	141,205,830
142	J35	편도 및 아데노이드의 만성 질환	258,076	461,949	2,188,683	20,407,684	13,834,798
143	J39	상기도의 기타 질환	257,855	483,147	2,618,370	20,679,131	14,136,091
144	H26	기타 백내장	252,020	540,270	3,047,190	103,931,256	68,740,413
145	C50	유방의 악성 신 생물	249,329	2,745,454	58,126,639	1,026,913,937	945,149,237
146	D23	피부의 기타 양성 신 생물	245,611	492,688	1,196,990	33,592,758	21,760,893
147	T14	상세 불명의 신체 부위의 손상	244,633	428,791	1,439,653	18,459,789	11,690,841
148	R73	혈당치상	244,352	398,354	9,982,050	30,622,704	19,869,772
149	F51	비기질성 수면 장애	238,895	1,198,096	26,407,768	62,840,801	47,453,951
150	I67	기타 뇌혈관 질환	236,480	689,020	32,116,556	137,718,532	83,681,328

주 : 진료일 기준 (한의학 제외, 요양급여일수, 진료비와 급여비는 약국포함)

상병 진료현황(여자) <계속>

of Disease(Female) <Cont'd>

(단위 : 명, 일, 천원)

Unit : Person, Day, KRW 1,000

순위 Rank	상병 기호 I.C.D	상병명 Diseases	진료실인원수 Patients	입내원일수 Visits	요양급여일수 Reimbursed Days	진료비 Medical Expense	급여비 Benefit
151	H93	달 리 분 류 되 지 않 은 귀 의 기 타 장 애	234,644	503,189	5,995,609	35,599,095	22,904,141
152	J37	만 성 후 두 염 및 후 두 기 관 염	231,271	461,707	3,206,970	23,186,774	15,869,082
153	S92	발 목 을 제 외 한 발 의 골 절	230,735	1,058,500	3,866,567	59,017,884	38,711,890
154	H36	달 리 분 류 된 질 환 에 서 의 망 막 장 애	229,139	598,427	16,587,310	84,837,264	54,372,843
155	F06	뇌손상, 뇌기능이상및신체질환에의한기타정신장애	226,583	691,507	33,371,890	92,242,690	61,744,274
156	M53	달 리 분 류 되 지 않 은 기 타 등 병 증	225,850	705,127	3,225,723	45,437,401	32,409,848
157	L28	만 성 단 순 태 선 및 가 려 움 발 진	225,762	436,233	3,494,325	19,838,840	13,509,766
158	D12	결 장 , 직 장 , 항 문 및 항 문 관 의 양 성 신 생 물	221,742	332,004	4,006,303	67,223,431	41,801,288
159	S22	늑 골 , 흉 골 및 흉 추 의 골 절	219,918	657,967	7,561,965	54,497,604	35,070,779
160	M62	근 육 의 기 타 장 애	216,990	529,685	2,620,776	22,075,489	15,340,211
161	H19	달 리 분 류 된 질 환 에 서 의 공 막 및 각 막 의 장 애	212,994	388,875	1,782,521	26,059,716	18,411,404
162	N86	자 궁 경 부 의 미 란 및 외 반	212,361	365,795	1,802,897	35,043,747	24,143,431
163	M72	섬 유 모 세 포 장 애	207,164	662,774	3,549,760	25,531,784	17,670,974
164	B07	바 이 러 스 사 마 귀	204,851	581,869	971,503	38,253,458	26,865,909
165	Z96	기 타 기 능 성 삽 입 물 의 존 재	203,259	557,587	2,580,724	44,004,329	30,278,039
166	B18	만 성 바 이 러 스 간 염	201,699	742,252	31,472,405	179,381,283	114,792,850
167	I63	뇌 경 색 증	198,557	897,557	51,322,703	211,243,724	139,406,805
168	N80	자 궁 내 막 증	196,642	435,563	12,480,825	60,383,185	32,403,195
169	S80	아 래 다 리 의 표 재 성 손 상	196,307	388,335	1,627,236	17,928,990	12,016,720
170	E14	상 세 불 명 의 당 뇨 병	196,137	875,607	36,774,448	124,880,284	84,949,044
171	S90	발 목 및 발 의 표 재 성 손 상	195,876	300,576	1,124,709	14,710,781	9,657,926
172	G31	달 리 분 류 되 지 않 은 신 경 계 통 의 기 타 퇴 행 성 질 환	192,817	571,094	25,990,791	59,200,647	43,045,588
173	E55	비 타 민 D 결 핏	191,862	335,646	14,189,108	25,578,749	16,557,728
174	Z03	의심되는질병및병태를위한의학적관찰및평가	189,766	292,500	1,931,159	26,921,842	14,508,335
175	H43	유 리 체 의 장 애	186,393	284,495	1,839,951	29,164,132	19,364,282
176	K75	기 타 염 증 성 간 질 환	185,623	414,592	12,687,082	49,301,368	32,673,508
177	S60	손 목 및 손 의 표 재 성 손 상	184,668	286,992	1,010,993	14,139,080	9,256,324
178	L85	기 타 표 피 의 비 후	181,221	324,924	1,513,802	9,381,998	6,655,008
179	H02	눈 껍 필 의 기 타 장 애	180,624	448,492	1,875,619	43,460,674	29,710,474
180	E05	갑 상 선 독 증 [갑 상 선 기 능 항 진 증]	179,677	863,310	31,215,081	73,958,458	44,113,004
181	S01	머 리 의 열 린 상 처	178,847	476,307	1,157,153	26,564,194	15,894,323
182	R94	기 능 검 사 의 이 상 결 과	178,448	310,297	5,720,479	32,818,565	18,577,828
183	H91	기 타 청 력 소 실	177,597	398,437	2,799,219	37,073,180	22,447,477
184	S00	머 리 의 표 재 성 손 상	176,779	275,453	760,153	14,584,728	9,097,353
185	R52	달 리 분 류 되 지 않 은 통 증	173,872	313,616	3,414,506	19,096,735	11,368,826
186	R00	심 장 박 동 의 이 상	172,746	303,731	5,182,019	30,904,079	17,336,268
187	A08	바 이 러 스 성 및 기 타 명 시 된 장 감 염	171,246	234,581	1,184,662	8,370,829	5,988,454
188	J41	단 순 성 및 점 액 화 농 성 만 성 기 관 지 염	170,291	341,494	2,222,854	12,458,455	9,182,077
189	J42	상 세 불 명 의 만 성 기 관 지 염	169,789	345,105	3,031,388	15,518,654	10,937,939
190	I83	하 지 의 정 맥 류	168,264	374,433	8,966,015	24,791,673	16,428,490
191	I11	고 혈 압 성 심 장 병	167,194	676,548	40,505,910	103,144,939	68,513,889
192	R31	상 세 불 명 의 혈 뇨	165,166	351,659	3,627,654	38,227,577	21,299,016
193	M76	발 을 제 외 한 다 리 의 골 부 착 부 병 증	164,123	430,254	2,000,455	18,049,449	12,475,496
194	M43	기 타 변 형 성 등 병 증	162,752	614,756	9,086,483	51,002,244	33,060,949
195	N87	자 궁 경 부 의 이 형 성	159,487	365,050	1,903,524	40,130,615	22,862,021
196	E30	달 리 분 류 되 지 않 은 사 춘 기 의 장 애	158,154	809,213	1,566,730	89,659,976	51,149,130
197	M15	다 발 관 절 증	157,905	469,261	11,450,188	39,319,949	25,524,263
198	Z39	본 만 후 관 리 및 검 사	157,514	256,993	945,932	12,194,057	5,351,967
199	L84	티 눈 및 군 은 살	156,994	357,569	858,947	20,718,409	14,629,600
200	E07	갑 상 선 의 기 타 장 애	154,460	236,328	5,060,183	21,996,626	14,243,694

Note : Based on the Treatment Month (excluding herbal medicine, including pharmacy in Reimbursed Days, Medical Expense and Benefit)

제VI-6표
Table VI-6

한방 22대 분류별
Benefits by Classification of

구 분 Division		진료실인원수 Patients	입내원일수 Visits	요양급여일수 Reimbursed Days	진료비 (천원) Medical Expense (1,000 won)
계 Total	계(T)	11,214,116	95,891,752	106,290,882	3,517,151,672
	입원(I.P)	348,158	3,951,396	4,191,861	640,780,907
	외래(O.P)	10,865,958	91,940,356	102,099,021	2,876,370,766
1. 특정감염성 및 기생충성질환 (A00-B99)	계(T) 입원(I.P) 외래(O.P)	17,940 1,224 16,862	101,006 7,871 93,135	115,657 8,279 107,378	4,154,417 1,509,146 2,645,271
2. 신생물 (C00-D48)	계(T) 입원(I.P) 외래(O.P)	66,193 33,131 37,987	1,012,465 572,721 439,744	1,119,098 606,619 512,479	80,437,402 65,284,759 15,152,643
3. 혈액 및 조혈기관의 질환과 면역기전을 침범한 특정 장애(D50-D89)	계(T) 입원(I.P) 외래(O.P)	1,964 191 1,784	12,242 746 11,496	15,975 845 15,130	504,487 168,498 335,989
4. 내분비, 영양 및 대사질환 (E00-E90)	계(T) 입원(I.P) 외래(O.P)	25,875 2,023 23,896	201,779 5,749 196,030	217,605 6,300 211,305	7,055,857 2,073,062 4,982,795
5. 정신 및 행동장애 (F00-F99)	계(T) 입원(I.P) 외래(O.P)	72,951 21,188 51,849	292,813 5,619 287,194	373,923 21,146 352,777	27,798,138 19,895,420 7,902,719
6. 신경계의 질환 (G00-G99)	계(T) 입원(I.P) 외래(O.P)	459,135 28,871 434,171	3,693,664 110,565 3,583,099	4,078,596 126,421 3,952,175	140,269,342 39,171,925 101,097,417
7. 눈 및 눈부속기의 질환 (H00-H59)	계(T) 입원(I.P) 외래(O.P)	24,522 190 24,359	235,734 1,017 234,717	249,530 1,112 248,418	6,170,372 219,855 5,950,517
8. 귀 및 유양돌기의 질환 (H60 - H95)	계(T) 입원(I.P) 외래(O.P)	87,022 786 86,534	746,798 8,367 738,431	838,515 8,886 829,629	22,241,131 1,237,249 21,003,883
9. 순환기계의 질환 (I00-I99)	계(T) 입원(I.P) 외래(O.P)	59,412 23,341 37,632	637,429 127,274 510,155	692,749 143,259 549,490	49,529,443 36,205,288 13,324,155
10. 호흡기계의 질환 (J00-J99)	계(T) 입원(I.P) 외래(O.P)	436,251 5,996 430,614	1,596,963 15,259 1,581,704	3,224,694 28,252 3,196,442	46,858,806 3,156,688 43,702,118
11. 소화기계의 질환 (K00-K93)	계(T) 입원(I.P) 외래(O.P)	789,808 6,575 784,085	3,567,740 24,995 3,542,745	5,053,968 36,246 5,017,722	107,368,800 5,053,679 102,315,122
12. 피부 및 피하조직의 질환 (L00-L99)	계(T) 입원(I.P) 외래(O.P)	122,548 761 121,883	919,234 3,467 915,767	1,079,969 3,882 1,076,087	25,916,979 847,760 25,069,219
13. 근골격계 및 결합조직의 질환 (M00-M99)	계(T) 입원(I.P) 외래(O.P)	6,809,689 153,990 6,698,213	52,899,905 1,744,472 51,155,433	56,200,527 1,833,815 54,366,712	1,848,963,906 277,349,703 1,571,614,203
14. 비뇨생식기계의 질환 (N00-N99)	계(T) 입원(I.P) 외래(O.P)	75,813 3,750 72,231	429,778 13,531 416,247	736,460 15,239 721,221	17,841,861 4,074,127 13,767,734
15. 임신, 출산 및 산욕 (O00-O99)	계(T) 입원(I.P) 외래(O.P)	3,240 14 3,229	8,823 99 8,724	10,656 104 10,552	292,818 13,863 278,956
16. 주산기에 기원한 특정병태 (P00-P96)	계(T) 입원(I.P) 외래(O.P)	95 11 84	445 - 445	469 - 469	12,677 2,253 10,424
17. 선천성기형, 변형 및 염색체 이상 (Q00-Q96)	계(T) 입원(I.P) 외래(O.P)	1,149 73 1,083	10,449 806 9,643	11,612 807 10,805	452,529 134,031 318,499
18. 달리 분류되지 않은 증상, 징후와 임상 및 검사의 이상 소견(R00-R99)	계(T) 입원(I.P) 외래(O.P)	644,525 8,440 637,398	3,383,647 36,908 3,346,739	4,244,500 45,668 4,198,832	97,461,659 6,922,664 90,538,995
19. 손상, 중독 및 외인에 의한 특정 기타 결과(S00-T98)	계(T) 입원(I.P) 외래(O.P)	4,425,070 82,345 4,364,181	22,627,248 1,240,763 21,386,485	23,850,751 1,266,715 22,584,036	918,951,462 163,237,230 755,714,233
21. 건강상태 및 보건서비스 접촉에 영향을 주는 요인(Z00-Z99)	계(T) 입원(I.P) 외래(O.P)	3,840 799 3,071	19,457 8,109 11,348	21,051 8,239 12,812	1,502,725 1,213,089 289,636
22. 특수목적코드(U00-U99)	계(T) 입원(I.P) 외래(O.P)	601,009 12,058 589,320	3,010,407 16,688 2,993,719	3,593,094 23,099 3,569,995	98,400,534 10,704,375 87,696,160
기타 (Others)	계(T) 입원(I.P) 외래(O.P)	83,916 2,342 81,661	483,726 6,370 477,356	561,483 6,928 554,555	14,966,323 2,306,244 12,660,079

주 : 진료일 기준

진료현황

22 Disease Categories

(단위 : 명, 일, 원)

Unit : Person, Day, KRW

급여비 (천원) Benefit (1,000 won)	입 내 원 1 일 당 Per Visit		요 양 급 여 1 일 당 Perreimbursed day	
	진료비 Medical Expense	급여비 Benefit	진료비 Medical Expense	급여비 Benefit
2,635,804,650	36,678	27,487	33,090	24,798
482,907,225	162,166	122,212	152,863	115,201
2,152,897,425	31,285	23,416	28,172	21,086
3,082,716	41,130	30,520	35,920	26,654
1,144,666	191,735	145,428	182,286	138,261
1,938,050	28,403	20,809	24,635	18,049
66,943,007	79,447	66,119	71,877	59,819
52,850,902	113,991	92,280	107,621	87,124
14,092,104	34,458	32,046	29,567	27,498
386,611	41,210	31,581	31,580	24,201
128,432	225,869	172,161	199,406	151,991
258,178	29,227	22,458	22,207	17,064
5,486,774	34,968	27,192	32,425	25,214
1,607,996	360,595	279,700	329,057	255,237
3,878,778	25,419	19,787	23,581	18,356
22,062,961	94,935	75,348	74,342	59,004
16,080,583	3,540,740	2,861,823	940,860	760,455
5,982,378	27,517	20,830	22,401	16,958
108,935,389	37,976	29,493	34,392	26,709
31,242,289	354,289	282,569	309,853	247,129
77,693,100	28,215	21,683	25,580	19,658
4,882,556	26,175	20,712	24,728	19,567
170,239	216,180	167,393	197,711	153,093
4,712,317	25,352	20,077	23,954	18,969
16,627,969	29,782	22,266	26,524	19,830
888,959	147,872	106,246	139,236	100,040
15,739,010	28,444	21,314	25,317	18,971
38,405,892	77,702	60,251	71,497	55,440
27,943,343	284,467	219,553	252,726	195,055
10,462,549	26,118	20,509	24,248	19,040
34,821,356	29,342	21,805	14,531	10,798
2,444,337	206,874	160,190	111,733	86,519
32,377,019	27,630	20,470	13,672	10,129
81,657,014	30,094	22,888	21,244	16,157
3,842,503	202,188	153,731	139,427	106,012
77,814,511	28,880	21,964	20,391	15,508
18,726,573	28,194	20,372	23,998	17,340
654,404	244,523	188,752	218,382	168,574
18,072,169	27,375	19,734	23,297	16,794
1,400,103,169	34,952	26,467	32,899	24,913
205,178,926	158,988	117,617	151,242	111,886
1,194,924,243	30,722	23,359	28,908	21,979
12,780,141	41,514	29,737	24,227	17,353
3,271,094	301,096	241,748	267,349	214,653
9,509,047	33,076	22,845	19,089	13,185
208,216	33,188	23,599	27,479	19,540
9,509	140,030	96,051	133,298	91,433
198,707	31,976	22,777	26,436	18,831
10,068	28,488	22,625	27,030	21,467
1,755	-	-	-	-
8,313	23,425	18,681	22,226	17,725
354,060	43,308	33,885	38,971	30,491
99,925	166,292	123,976	166,086	123,823
254,135	33,029	26,354	29,477	23,520
75,728,692	28,804	22,381	22,962	17,842
5,290,969	187,565	143,356	151,587	115,857
70,437,724	27,053	21,047	21,563	16,776
655,842,326	40,613	28,985	38,529	27,498
118,742,783	131,562	95,701	128,867	93,741
537,099,543	35,336	25,114	33,462	23,782
1,125,001	77,233	57,820	71,385	53,442
893,847	149,598	110,229	147,237	108,490
231,154	25,523	20,370	22,607	18,042
75,755,235	32,687	25,164	27,386	21,084
8,600,277	641,441	515,357	463,413	372,322
67,154,957	29,293	22,432	24,565	18,811
11,878,924	30,940	24,557	26,655	21,156
1,819,486	362,048	285,634	332,887	262,628
10,059,438	26,521	21,073	22,829	18,140

Note : Based on the Treatment Month

제VI-7표
Table VI-7

질병소분류별 다빈도
Benefits by Frequency

순위 Rank	상병 기호 I.C.D	상 병 명 Diseases	진료실인원수 Patients	입내원일수 Visits	요양급여일수 Reimbursed Days	진료비 Medical Expense	급여비 Benefit
1	M54	등통증	3,583,754	22,302,369	23,684,786	740,258,994	560,961,690
2	S33	요추 및 골반의 관절 및 인대의 탈구, 염좌 및 긴장	1,845,815	8,250,266	8,694,115	339,292,235	239,731,144
3	M79	달리 분류되지 않은 기타 연조직 장애	1,761,453	9,181,116	9,734,489	295,078,292	228,053,130
4	M62	기타 근육 장애	1,153,804	5,542,854	5,920,583	185,254,998	138,342,999
5	S13	목 부위의 관절 및 인대의 탈구, 염좌 및 긴장	832,017	2,985,951	3,217,257	129,767,424	87,646,588
6	M25	달리 분류되지 않은 기타 관절장애	817,898	4,756,608	5,086,307	152,768,985	119,281,341
7	S93	발목 및 발부위의 관절 및 인대의 탈구, 염좌 및 긴장	747,231	2,927,140	3,049,233	100,625,810	73,111,146
8	K30	소화불량	635,699	2,605,917	3,738,827	77,895,998	59,443,567
9	S43	견갑대의 관절 및 인대의 탈구, 염좌 및 긴장	484,179	2,149,379	2,268,748	77,592,292	55,880,436
10	M75	어깨병변	479,738	2,512,337	2,654,332	81,594,304	61,566,972
11	S63	손목 및 손부위의 관절 및 인대의 탈구, 염좌 및 긴장	389,197	1,436,562	1,505,199	47,803,700	34,591,821
12	S83	무릎의 관절 및 인대의 탈구, 염좌 및 긴장	312,815	1,595,905	1,671,700	58,336,095	43,119,692
13	M17	무릎관절증	243,311	1,842,124	1,940,631	79,885,152	62,253,252
14	J00	급성비인두염 [감기]	232,851	612,538	1,537,866	16,494,503	12,321,988
15	U30	근골격계 및 결합조직의 질환	200,847	780,758	845,297	23,321,364	17,859,157
16	M77	기타 골부착부병증	174,534	800,753	841,159	25,878,781	18,846,702
17	R10	복부 및 골반통증	159,840	622,225	876,839	19,073,389	14,246,820
18	M48	기타 척추병증	145,205	1,352,120	1,427,069	58,797,797	44,622,815
19	M51	기타 추간판장애	133,484	1,236,505	1,308,743	86,564,110	60,230,229
20	S53	팔꿈치의 관절 및 인대의 탈구, 염좌 및 긴장	128,230	540,974	567,183	18,827,423	13,398,425
21	R51	두통	117,764	532,456	613,115	15,550,348	12,059,779
22	J30	혈관운동성 및 알레르기성 비염	108,072	465,700	728,802	13,301,481	9,782,462
23	S23	흉곽의 관절 및 인대의 탈구, 염좌 및 긴장	104,709	324,175	346,034	12,500,204	8,932,809
24	G51	안면신경장애	92,586	1,339,905	1,449,614	44,410,954	33,002,004
25	ZZ	한방기타	83,899	483,701	561,458	14,965,889	11,878,588
26	G43	편두통	83,633	384,688	433,553	11,063,149	8,553,768
27	U23	신경계통의 질환	82,827	685,461	745,620	22,052,055	17,863,440
28	G44	기타 두통 증후군	81,204	366,953	409,899	11,144,315	8,528,486
29	R42	현기 및 어지러움	78,816	440,443	526,899	13,089,199	10,215,285
30	G47	수면장애	77,257	624,153	707,117	15,888,555	12,555,209
31	M50	견추간판장애	73,623	513,367	550,733	30,251,308	20,722,361
32	M72	섬유모세포장애	68,113	342,343	362,407	10,694,235	7,948,632
33	J31	만성비염, 비인두염 및 인두염	62,594	276,058	526,382	7,823,426	5,708,864
34	S80	아래다리의 표재성 손상	62,192	259,584	272,657	8,033,704	6,182,425
35	R05	기침	56,676	165,187	352,983	4,339,128	3,313,322
36	H93	달리 분류되지 않은 귀의 기타 장애	56,327	510,862	565,050	14,576,080	10,951,097
37	M53	달리 분류되지 않은 기타 등병증	55,514	261,992	283,580	9,196,210	6,665,539
38	R25	이상불수의 운동	51,476	350,167	375,666	9,091,577	7,448,145
39	K29	위염 및 십이지장염	51,356	213,530	359,851	6,135,074	4,632,557
40	R20	피부감각장애	50,596	285,883	305,741	8,027,924	6,400,231
41	U68	비병증 (脾病證)	45,915	175,417	229,999	5,844,067	4,433,195
42	K59	기타 기능성 장장애	44,877	207,938	290,683	5,609,129	4,362,681
43	S73	둔부의 관절 및 인대의 탈구, 염좌 및 긴장	41,486	195,665	205,065	8,188,315	5,852,318
44	M65	윤활막염 및 힘줄윤활막염	41,447	205,081	218,014	6,805,018	5,023,045
45	M24	기타 명시된 관절이상	40,939	218,226	225,674	8,013,826	6,199,067
46	M19	기타관절증	38,209	232,904	250,372	9,721,828	7,485,836
47	M47	척추증	36,920	251,964	268,485	10,365,600	7,864,713
48	S30	복부, 아래등 및 골반의 표재성 손상	35,072	149,298	156,407	4,583,179	3,594,669
49	U60	기병증 (氣病證)	34,594	132,569	184,271	5,291,201	3,941,417
50	U28	소화계통의 질환	33,044	105,122	143,944	3,009,628	2,311,706

주 : 진료일 기준

상병 진료현황(한방)

of Disease(O.H&C)

(단위 : 명, 일, 천원)

Unit : Person, Day, KRW 1,000

순위 Rank	상병 기호 I.C.D	상 병 명 Diseases	진료실인원수 Patients	입내원일수 Visits	요양급여일수 Reimbursed Days	진료비 Medical Expense	급여비 Benefit
51	M13	기 타 관 절 염	32,330	192,244	213,387	7,045,275	5,509,048
52	S46	어깨 및 위팔 부위의 근육 및 힘줄의 손상	31,683	170,679	179,801	7,878,740	5,726,397
53	N94	여성 생식기관 및 월경주기와 관련된 통증 및 기타 병태	30,121	124,714	369,133	5,453,349	3,452,081
54	U67	심 실 증 (心 實 證)	29,119	145,054	180,994	4,396,971	3,375,165
55	L30	기 타 피 부 염	26,778	203,359	238,203	5,380,926	3,916,192
56	U65	간 실 증 (肝 實 證)	26,486	128,581	171,920	4,861,128	3,520,648
57	G57	하 지 의 단 일 신 경 병 증	25,928	165,664	172,207	4,591,065	3,661,670
58	G56	팔 의 단 일 신 경 병 증	25,284	125,697	132,791	3,964,142	2,978,515
59	M70	사용, 과용 및 압박과 관련된 연조직 장애	24,458	113,993	119,385	3,490,494	2,642,616
60	K07	치 아 열 굴 이 상 [부 정 교 합 포 함]	24,268	131,719	140,425	4,604,783	3,174,604
61	R60	달 리 분 류 되 지 않 은 부 종	23,252	136,527	146,311	3,667,987	2,882,916
62	J06	다발성 및 상쇄불명 부위의 급성 상기도 감염	23,043	57,910	131,311	1,591,967	1,197,564
63	S86	아래다리 부위의 근육 및 힘줄의 손상	22,685	92,414	96,383	3,856,760	2,776,483
64	S70	둔부 및 대퇴의 표재성 손상	22,626	95,958	100,760	3,013,799	2,333,524
65	R07	목 구 멍 및 가 슴 의 통 증	22,470	109,378	124,722	3,101,430	2,400,095
66	S76	둔부 및 대퇴 부위의 근육 및 힘줄의 손상	22,356	93,993	98,127	3,369,058	2,476,674
67	S90	발 목 및 발 의 표 재 성 손 상	21,681	72,051	75,128	2,263,687	1,701,632
68	S40	어깨 및 위팔의 표재성 손상	21,196	98,824	104,018	3,002,519	2,318,301
69	K92	소 화 계 통 의 기 타 질 환	20,324	151,169	170,221	3,745,311	2,932,348
70	F45	신 체 형 장 애	19,699	87,137	113,239	2,462,296	1,858,703
71	G24	근 긴 장 이 상	18,950	98,884	107,083	2,776,157	2,120,806
72	U78	장 부 겸 병 증 (臟 腑 兼 病 證)	18,421	81,636	99,077	3,280,689	2,437,953
73	U71	신 병 증 (腎 病 證)	18,380	91,830	100,434	3,308,141	2,623,909
74	F00	알츠하이머병에서의 치매 (G 3 0 . - +)	18,306	5,837	21,016	16,568,864	13,415,407
75	K21	위 - 식 도 역 류 병	17,795	95,116	139,418	2,868,036	2,144,454
76	I63	뇌 경 색 증	17,570	162,143	183,279	20,412,629	15,668,229
77	M99	달 리 분 류 되 지 않 은 생물역학적 병변	17,555	136,999	149,317	4,771,103	3,672,245
78	M23	무릎의 내부 이상	17,441	127,845	132,889	7,550,624	5,603,340
79	L20	아 토 피	16,809	150,650	175,645	4,166,741	2,967,337
80	M76	발을 제외한 하지의 골부 착부 병증	16,754	69,388	73,026	2,434,637	1,787,606
81	R00	심 장 박 동 이 상	16,542	77,063	90,711	2,150,652	1,632,055
82	L50	두 드 러 기	16,342	80,105	99,211	2,244,107	1,614,138
83	S96	발목 및 발 부위의 근육 및 힘줄의 손상	16,288	60,529	62,418	2,063,684	1,520,376
84	U22	정 신 및 행 동 장 애	16,260	95,350	122,848	3,878,497	2,791,364
85	M60	근 육 염	15,900	74,199	78,646	2,229,041	1,735,068
86	L21	지 루 피 부 염	15,647	156,742	172,362	4,652,320	3,275,861
87	U62	기혈음양병증 (氣 血 陰 陽 病 證)	15,339	51,386	75,743	2,587,718	2,015,785
88	S60	손 목 및 손 의 표 재 성 손 상	15,266	54,996	57,817	1,625,085	1,234,510
89	U66	심 허 증 (心 虛 證)	15,174	72,224	101,273	2,353,253	1,783,009
90	R57	달 리 분 류 되 지 않 은 쇼 크	14,909	129,774	132,130	3,043,326	2,505,391
91	G81	편 마 비	14,830	73,495	85,994	16,073,006	12,834,298
92	H81	전 정 기 능 의 장 애	14,571	87,971	105,084	3,036,028	2,262,846
93	U79	장 부 겸 병 증 (臟 腑 兼 病 證)	13,254	50,054	67,476	1,688,897	1,303,114
94	I69	뇌 혈 관 질 환 의 후 유 증	13,002	222,359	234,266	7,403,813	5,941,112
95	C50	유 방 의 악 성 신 생 물	12,829	254,692	279,414	21,705,568	17,823,600
96	U64	간 허 증 (肝 虛 證)	12,738	60,195	65,718	1,807,166	1,380,379
97	G20	파 킨 스 병	11,543	127,482	152,553	9,261,203	8,061,017
98	U32	여성 비뇨생식기 및 분만관련 질환	11,276	26,338	30,486	877,984	601,171
99	U61	혈 병 증 (血 病 證)	11,109	41,646	51,323	1,666,708	1,253,438
100	U69	폐 허 증 (肺 虛 證)	10,848	39,339	57,708	1,338,886	1,030,921

Note : Based on the Treatment Month

제VI-7-1표

Table VI-7-1

질병소분류별 다빈도 상병 진료현황(한방 남자)

Benefits by Frequency of Disease(O.H&C Male)

(단위 : 명, 일, 천원)

Unit : Person, Day, KRW 1,000

순위 Rank	상병 기호 I.C.D	상 병 명 Diseases	진료실인원수 Patients	입내원일수 Visits	요양급여일수 Reimbursed Days	진료비 Medical Expense	급여비 Benefit
1	M54	등 통 증	1,485,039	8,294,975	8,768,963	282,118,269	209,860,416
2	S33	요추 및 골반의 관절 및 인대의 탈구, 염좌 및 긴장	944,147	3,827,609	4,014,915	157,100,905	109,911,776
3	M79	달리 분류되지 않은 기타 연조직 장애	675,715	3,271,954	3,455,383	106,230,314	81,184,044
4	M62	기 타 근 육 장 애	456,440	2,055,541	2,183,768	70,083,142	51,821,932
5	S13	목 부위의 관절 및 인대의 탈구, 염좌 및 긴장	365,561	1,224,453	1,311,479	53,847,405	36,230,800
6	S93	발목 및 발부위의 관절 및 인대의 탈구, 염좌 및 긴장	315,931	1,125,513	1,168,728	39,523,512	28,426,280
7	M25	달리 분류되지 않은 기타 관절 장애	280,438	1,491,278	1,587,593	48,440,702	37,307,273
8	S43	견갑대의 관절 및 인대의 탈구, 염좌 및 긴장	224,927	931,763	979,491	34,285,643	24,433,832
9	M75	어 깨 병 변	185,878	940,597	989,931	30,348,119	22,647,014
10	K30	소 화 불 량	173,916	637,534	973,125	19,345,480	14,705,868
11	S63	손목 및 손부위의 관절 및 인대의 탈구, 염좌 및 긴장	168,508	574,916	599,114	19,436,297	13,954,330
12	S83	무릎의 관절 및 인대의 탈구, 염좌 및 긴장	128,970	577,498	603,049	22,074,164	16,044,753
13	J00	급 성 비 인 두 염 [감 기]	89,781	235,202	587,664	6,373,474	4,773,321
14	M77	기 타 골 부 착 부 병 증	83,927	366,233	384,047	11,977,572	8,666,483
15	U30	근 골 격 계 및 결 합 조 직 의 질 환	79,036	288,253	310,155	8,719,725	6,620,500
16	S53	팔꿈치의 관절 및 인대의 탈구, 염좌 및 긴장	68,362	276,236	287,732	9,709,468	6,886,382
17	M17	무 료 관 절 증	63,118	412,041	434,201	16,146,130	12,584,079
18	J30	혈 관 운 동 성 및 알 레 르 기 성 비 염	59,804	259,325	404,199	7,439,311	5,467,133
19	M51	기 타 추 간 판 장 애	56,863	493,135	523,195	33,534,226	23,006,271
20	S23	흉곽의 관절 및 인대의 탈구, 염좌 및 긴장	53,918	150,912	159,329	5,951,672	4,171,496
21	M48	기 타 척 추 병 증	46,983	454,861	478,848	18,789,800	14,127,455
22	R10	복 부 및 골 반 통 증	46,568	167,299	239,942	5,067,436	3,789,006
23	G51	안 면 신 경 장 애	37,531	623,358	671,118	20,521,669	15,101,039
24	J31	만 성 비 염 , 비 인 두 염 및 인 두 염	33,871	147,038	286,440	4,226,452	3,070,332
25	U23	신 경 계 통 의 질 환	33,313	332,713	372,013	10,433,256	8,424,533
26	M50	경 추 간 판 장 애	33,190	227,915	244,410	12,999,449	8,791,078
27	ZZ	한 방 기 타	32,196	196,947	231,440	5,973,230	4,745,102
28	R51	두 통	28,919	127,790	147,650	3,829,181	2,938,362
29	M72	섬 유 모 세 포 장 애	27,588	130,030	136,861	4,105,498	3,040,782
30	H93	달리 분류되지 않은 귀의 기타 장애	23,572	216,848	241,616	6,327,163	4,715,201
31	R42	현 기 및 어 지 러 움	22,103	131,321	159,868	3,852,004	3,037,090
32	S80	아 래 다 리 의 표 재 성 손 상	21,469	76,761	81,007	2,479,646	1,858,118
33	M53	달리 분류되지 않은 기타 등 병증	20,964	96,637	103,858	3,417,383	2,453,288
34	G44	기 타 두 통 증 후 군	20,538	87,950	98,915	2,753,138	2,072,429
35	G47	수 면 장 애	20,443	142,880	168,359	3,895,550	3,047,541
36	G43	편 두 통	20,065	89,268	101,446	2,616,354	2,003,617
37	R05	기 침	19,982	54,633	125,876	1,447,508	1,103,982
38	S73	둔부의 관절 및 인대의 탈구, 염좌 및 긴장	19,322	83,519	87,246	3,481,721	2,466,152
39	R20	피 부 감 각 의 장 애	17,708	102,295	108,804	2,927,049	2,322,541
40	R25	이 상 불 수 의 운 동	16,323	108,692	116,467	2,872,363	2,352,829
41	M24	기 타 명 시 된 관 절 이 상	15,308	74,031	76,610	2,657,600	2,042,787
42	U68	비 병 증 (脾 病 證)	15,093	54,393	75,520	1,869,560	1,421,016
43	K59	기 타 기 능 성 장 장 애	15,003	72,866	107,050	1,931,769	1,524,554
44	S46	어깨 및 위팔 부위의 근육 및 힘줄의 손상	14,791	75,979	80,212	3,584,239	2,593,797
45	S86	아래다리 부위의 근육 및 힘줄의 손상	14,583	57,623	60,083	2,510,556	1,790,891
46	M65	운 활 막 염 및 힘 줄 운 활 막 염	14,581	68,016	71,402	2,246,745	1,663,281
47	M47	척 추 증	14,294	92,953	99,416	3,841,307	2,870,693
48	K29	위 염 및 십 이 지 장 염	13,684	54,306	95,146	1,583,631	1,191,969
49	S30	복부 , 아래등 및 골반의 표재성 손상	13,557	51,023	53,425	1,579,517	1,224,765
50	U60	기 병 증 (氣 病 證)	12,665	45,593	67,045	1,983,582	1,451,930

주 : 진료일 기준

제VI-7-2표

Table VI-7-2

질병소분류별 다빈도 상병 진료현황(한방 여자)

Benefits by Frequency of Disease(O.H&C Female)

(단위 : 명, 일, 천원)

Unit : Person, Day, KRW 1,000

순위 Rank	상병 기호 I.C.D	상 병 명 Diseases	진료실인원수 Patients	입내원일수 Visits	요양급여일수 Reimbursed Days	진료비 Medical Expense	급여비 Benefit
1	M54	등 통 증	2,098,715	14,007,394	14,915,823	458,140,726	351,101,273
2	M79	달리 분류되지 않은 기타 연조직 장애	1,085,738	5,909,162	6,279,106	188,847,978	146,869,086
3	S33	요추 및 골반의 관절 및 인대의 탈구, 염좌 및 긴장	901,668	4,422,657	4,679,200	182,191,330	129,819,369
4	M62	기 타 근 육 장애	697,364	3,487,313	3,736,815	115,171,856	86,521,066
5	M25	달리 분류되지 않은 기타 관절 장애	537,460	3,265,330	3,498,714	104,328,283	81,974,068
6	S13	목 부위의 관절 및 인대의 탈구, 염좌 및 긴장	466,456	1,761,498	1,905,778	75,920,019	51,415,788
7	K30	소 화 불 량	461,783	1,968,383	2,765,702	58,550,519	44,737,700
8	S93	발목 및 발부위의 관절 및 인대의 탈구, 염좌 및 긴장	431,300	1,801,627	1,880,505	61,102,298	44,684,866
9	M75	어 깨 병 변	293,860	1,571,740	1,664,401	51,246,186	38,919,958
10	S43	견갑대의 관절 및 인대의 탈구, 염좌 및 긴장	259,252	1,217,616	1,289,257	43,306,649	31,446,603
11	S63	손목 및 손부위의 관절 및 인대의 탈구, 염좌 및 긴장	220,689	861,646	906,085	28,367,403	20,637,492
12	S83	무릎의 관절 및 인대의 탈구, 염좌 및 긴장	183,845	1,018,407	1,068,651	36,261,931	27,074,939
13	M17	무 료 관 절 증	180,193	1,430,083	1,506,430	63,739,022	49,669,174
14	J00	급 성 비 인 두 염 [감 기]	143,070	377,336	950,202	10,121,029	7,548,666
15	U30	근 골 격 계 및 결합 조직 의 질환	121,811	492,505	535,142	14,601,639	11,238,657
16	R10	복 부 및 골 반 통 증	113,272	454,926	636,897	14,005,953	10,457,814
17	M48	기 타 척 추 병 증	98,222	897,259	948,221	40,007,997	30,495,360
18	M77	기 타 골 부 착 부 병 증	90,607	434,520	457,112	13,901,209	10,180,219
19	R51	두 통	88,845	404,666	465,465	11,721,167	9,121,417
20	M51	기 타 추 간 판 장 애	76,621	743,370	785,548	53,029,884	37,223,958
21	G43	편 두 통	63,568	295,420	332,107	8,446,795	6,550,150
22	G44	기 타 두 통 증 후 군	60,666	279,003	310,984	8,391,177	6,456,058
23	S53	팔꿈치의 관절 및 인대의 탈구, 염좌 및 긴장	59,868	264,738	279,451	9,117,954	6,512,043
24	G47	수 면 장 애	56,814	481,273	538,758	11,993,006	9,507,668
25	R42	현 기 및 어 지 러 움	56,713	309,122	367,031	9,237,195	7,178,194
26	G51	안 면 신 경 장 애	55,055	716,547	778,496	23,889,285	17,900,965
27	ZZ	한 방 기 타	51,703	286,754	330,018	8,992,659	7,133,486
28	S23	흉곽의 관절 및 인대의 탈구, 염좌 및 긴장	50,791	173,263	186,705	6,548,532	4,761,313
29	U23	신 경 계 통 의 질환	49,514	352,748	373,607	11,618,798	9,438,907
30	J30	혈관 운동성 및 알레르기성 비염	48,268	206,375	324,603	5,862,170	4,315,329
31	S80	아 래 다 리 의 표 재 성 손상	40,723	182,823	191,650	5,554,058	4,324,307
32	M72	섬 유 모 세 포 장 애	40,525	212,313	225,546	6,588,737	4,907,850
33	M50	경 추 간 판 장 애	40,433	285,452	306,323	17,251,858	11,931,284
34	K29	위 염 및 십 이 지 장 염	37,672	159,224	264,705	4,551,443	3,440,588
35	R05	기 침	36,694	110,554	227,107	2,891,620	2,209,340
36	R25	이 상 불 수 의 운 동	35,153	241,475	259,199	6,219,214	5,095,316
37	M53	달리 분류되지 않은 기타 등병증	34,550	165,355	179,722	5,778,827	4,212,251
38	R20	피 부 감 각 의 장 애	32,888	183,588	196,937	5,100,875	4,077,690
39	H93	달리 분류되지 않은 귀의 기타 장애	32,755	294,014	323,434	8,248,916	6,235,897
40	U68	비 병 증 (脾 病 證)	30,822	121,024	154,479	3,974,507	3,012,179
41	N94	여성 생식기관 및 월경주기와 관련된 통증 및 기타	30,121	124,714	369,133	5,453,349	3,452,081
42	K59	기 타 기 능 성 장 장 애	29,874	135,072	183,633	3,677,360	2,838,128
43	J31	만성 비염, 비인두염 및 인두염	28,723	129,020	239,942	3,596,974	2,638,532
44	M65	운 활 막 염 및 힘줄 운 활 막 염	26,866	137,065	146,612	4,558,273	3,359,764
45	M19	기 타 관 절 증	26,026	166,355	176,264	7,177,244	5,530,697
46	M24	기 타 명 시 된 관 절 이 상	25,631	144,195	149,064	5,356,226	4,156,280
47	U28	소 화 계 통 의 질환	23,468	75,351	102,328	2,156,004	1,653,905
48	M13	기 타 관 절 염	23,345	142,523	158,381	5,252,002	4,117,388
49	M47	척 추 증	22,626	159,011	169,069	6,524,293	4,994,020
50	S73	둔부의 관절 및 인대의 탈구, 염좌 및 긴장	22,164	112,146	117,819	4,706,594	3,386,165

Note : Based on the Treatment Month

제VI-8표
Table VI-8

질병소분류별 입원 다빈도
Inpatient Benefits by Frequency

순위 Rank	상병 기호 I.C.D	상 병 명 Diseases	진료실인원수 Patients	입내원일수 Visits	요양급여일수 Reimbursed Days	진료비 Medical Expense	급여비 Benefit
1	M54	등 통 증	47,017	406,891	426,311	62,152,280	45,760,709
2	S33	요추 및 골반의 관절 및 인대의 탈구, 염좌 및 긴장	33,188	469,107	476,976	55,770,957	39,965,398
3	M79	달리 분류되지 않은 기타 연조직 장애	25,068	49,326	62,815	23,076,973	18,173,851
4	M17	무릎 관절 증	21,305	253,057	268,668	38,554,552	28,734,503
5	M51	기 타 추 간 판 장 애	18,751	405,957	412,650	51,284,234	36,568,147
6	F00	알츠하이머 병에서의 치매 (G30.-+)	17,837	2,159	16,921	16,469,770	13,335,036
7	M25	달리 분류되지 않은 기타 관절 장애	16,533	78,553	88,286	19,015,240	14,591,631
8	G81	편 마 비	11,941	14,834	19,660	14,398,401	11,583,816
9	I63	뇌 경 색 증	11,617	59,507	68,547	17,501,634	13,570,012
10	M48	기 타 척 추 병 증	9,975	148,626	155,388	21,248,453	15,603,310
11	C50	유 방 의 악 성 신 생 물	8,411	186,673	198,778	19,431,498	15,696,577
12	S72	대 퇴 골 의 골 절	6,400	44,381	45,711	9,939,889	7,592,557
13	M62	기 타 근 육 장 애	6,331	11,447	12,552	5,324,198	4,205,523
14	S13	목 부위의 관절 및 인대의 탈구, 염좌 및 긴장	5,969	66,115	68,115	8,501,739	6,074,991
15	S32	요 추 및 골 반 의 골 절	5,651	87,079	89,821	12,771,728	9,502,586
16	S22	늑 골 , 흉 골 및 흉 추 의 골 절	5,400	93,324	95,654	12,207,488	8,887,484
17	M75	어 깨 병 변	5,380	66,456	72,448	9,504,216	6,945,821
18	S83	무릎의 관절 및 인대의 탈구, 염좌 및 긴장	5,092	80,862	82,192	10,236,475	7,427,360
19	M50	경 추 간 판 장 애	4,851	90,050	91,860	11,799,048	8,436,683
20	G20	파 킨 스 병	4,665	10,336	15,002	5,631,391	4,869,144
21	U23	신 경 계 통 의 질 환	4,254	3,335	7,927	3,693,475	2,975,620
22	S82	발 목 을 포 함 한 아 래 다 리 의 골 절	3,854	86,479	87,988	11,372,502	8,305,143
23	S93	발목 및 발부위의 관절 및 인대의 탈구, 염좌 및 긴장	3,727	52,141	53,309	6,734,558	4,904,361
24	K30	소 화 불 량	3,274	10,282	17,505	1,842,414	1,400,334
25	G51	안 면 신 경 장 애	3,231	46,574	48,125	6,574,908	4,842,592
26	I61	뇌 내 출 혈	3,093	16,580	18,353	5,797,207	4,522,460
27	C34	기 관 지 및 폐 의 악 성 신 생 물	3,052	44,717	47,297	5,352,318	4,351,235
28	G82	하 반 신 마 비 및 사 지 마 비	3,045	6,515	7,020	4,399,406	3,567,843
29	S43	견갑대의 관절 및 인대의 탈구, 염좌 및 긴장	2,777	32,557	33,303	4,187,794	3,025,391
30	I10	본 태 성 (일 차 성) 고 혈 압	2,643	855	1,235	2,198,830	1,759,156
31	S92	발 목 을 제 외 한 발 의 골 절	2,571	53,604	54,698	6,872,292	4,965,484
32	J00	급 성 비 인 두 염 [감 기]	2,528	4,742	13,328	183,960	134,479
33	M19	기 타 관 절 증	2,525	25,191	26,074	4,178,957	3,105,042
34	C73	갑 상 샘 의 악 성 신 생 물	2,489	36,577	38,886	4,195,952	3,267,781
35	ZZ	한 방 기 타	2,342	6,370	6,928	2,306,244	1,819,486
36	C16	위 의 악 성 신 생 물	2,332	38,808	40,220	4,733,480	3,836,019
37	M47	척 추 증	2,115	26,502	28,238	3,708,048	2,719,553
38	S06	두 개 내 손 상	2,112	12,556	13,054	3,068,670	2,351,698
39	F03	상 세 불 명 의 치 매	2,098	799	1,111	1,853,327	1,494,457
40	N18	만 성 신 장 질 환	1,858	2,004	2,093	1,888,670	1,642,144
41	M23	무 릎 의 내 부 이 상	1,835	37,973	38,811	5,014,201	3,631,757
42	M13	기 타 관 절 염	1,802	10,778	11,904	2,256,486	1,715,149
43	R51	두 통	1,628	6,067	7,499	880,223	674,526
44	R10	복 부 및 골 반 통 증	1,610	13,066	15,596	1,443,397	1,066,333
45	C18	결 장 의 악 성 신 생 물	1,533	24,191	25,792	2,989,638	2,469,311
46	I69	뇌 혈 관 질 환 의 후 유 증	1,451	8,310	10,489	1,969,591	1,486,599
47	M24	기 타 명 시 된 관 절 이 상	1,428	10,323	10,589	2,206,894	1,678,899
48	U62	기 혈 음 양 병 증 (氣 血 陰 陽 病 證)	1,406	545	611	1,161,765	937,194
49	M43	기 타 변 형 성 등 병 증	1,388	25,371	25,830	3,379,610	2,460,428
50	S52	아 래 팔 의 골 절	1,364	24,360	25,040	3,227,643	2,339,542

주 : 진료일 기준

상병 진료현황(한방 계)

of Disease(O.H&C Total)

(단위 : 명, 일, 천원)

Unit : Person, Day, KRW 1,000

순위 Rank	상병 기호 I.C.D	상 병 명 Diseases	진료실인원수 Patients	입내원일수 Visits	요양급여일수 Reimbursed Days	진료비 Medical Expense	급여비 Benefit
51	C56	난 소 의 악 성 신 생 물	1,357	23,982	25,686	2,592,876	2,119,728
52	C25	체 장 이 자 의 악 성 신 생 물	1,269	24,235	25,436	2,626,029	2,177,344
53	S46	어깨 및 위팔 부위의 근육 및 힘줄의 손상	1,228	24,267	24,668	3,157,110	2,283,310
54	R42	현 기 및 어 지 러 움	1,200	6,647	8,157	1,275,579	964,988
55	U71	신 병 증 (腎 病 證)	1,199	239	272	913,200	743,116
56	C22	간 및 간내 담 관 의 악 성 신 생 물	1,156	13,298	13,815	1,682,522	1,388,621
57	S42	어 깨 및 위 팔 의 골 절	1,121	17,929	18,360	2,524,591	1,847,602
58	S73	둔부의 관절 및 인대의 탈구, 염좌 및 긴장	1,080	13,870	14,060	1,708,134	1,239,553
59	D25	자 궁 의 평 활 근 증	1,050	10,239	11,605	1,286,509	909,590
60	U60	기 병 증 (氣 病 證)	1,003	465	668	643,659	518,620
61	E11	인 술 린 - 비 의 존 당 뇨 병	979	2,891	3,238	988,643	765,973
62	I67	기 타 뇌 혈 관 질 환	976	18,378	19,762	2,639,866	1,950,246
63	G30	알 츠 하 이 머 병	873	414	705	979,343	794,649
64	C61	전 립 샘 의 악 성 신 생 물	844	9,034	9,368	1,223,903	1,006,782
65	G47	수 면 장 애	831	2,777	4,284	472,765	359,850
66	J18	상 세 불 명 병 원 체 의 폐 껍	821	912	970	700,835	561,384
67	K59	기 타 기능 성 장 장 애	815	2,154	4,560	366,234	283,693
68	U68	비 병 증 (脾 病 證)	810	330	425	753,147	603,915
69	C20	직 장 의 악 성 신 생 물	801	12,865	13,742	1,484,383	1,209,826
70	S23	흉곽의 관절 및 인대의 탈구, 염좌 및 긴장	789	8,826	9,009	1,126,819	827,056
71	M15	다 발 관 절 증	729	2,071	2,100	557,193	430,430
72	C54	자 궁 체 부 의 악 성 신 생 물	707	13,906	15,076	1,565,323	1,265,835
73	I60	지 주 막 하 출 혈	696	3,919	4,162	1,356,226	1,055,223
74	U30	근 골 격 계 및 결합 조직 의 질 환	642	216	584	496,118	400,045
75	U78	장 부 겸 병 증 (臟 腑 兼 病 證)	638	374	445	512,645	410,532
76	M77	기 타 골 부 착 부 병 증	623	7,457	7,649	1,003,054	729,059
77	C53	자 궁 경 부 의 악 성 신 생 물	618	12,538	13,080	1,321,851	1,086,022
78	S63	손목 및 손부위의 관절 및 인대의 탈구, 염좌 및 긴장	610	6,767	6,934	890,191	650,775
79	D05	유 방 의 제 자 리 암 증	609	11,188	12,114	1,144,798	923,464
80	I50	심 부 전	595	868	885	585,307	460,302
81	S62	손 목 및 손 부 위 의 골 절	547	9,059	9,168	1,137,297	823,112
82	B02	대 상 포 진	542	5,622	5,776	775,985	567,702
83	M20	손 가 락 및 발 가 락 의 후 천 변 형	540	13,601	13,896	1,736,889	1,261,997
84	M16	고 관 절 증	531	7,799	8,159	1,150,602	836,216
85	C24	기타 및 담도의 상세불명 부분의 악성 신생물	497	6,023	6,204	725,460	598,218
86	K29	위 염 및 십 이 지 장 염	488	1,592	2,358	312,323	240,009
87	M99	달리 분류되지 않은 생물역학적 병변	481	7,443	7,706	996,821	721,426
88	S86	아래다리 부위의 근육 및 힘줄의 손상	457	8,060	8,217	1,039,714	744,741
89	S80	아 래 다 리 의 표 재 성 손 상	444	5,136	5,210	612,492	451,723
90	C71	뇌 의 악 성 신 생 물	436	4,746	5,181	725,943	611,254
91	R53	권 태 감 및 피 로 감	434	603	655	369,087	297,966
92	C67	방 광 의 악 성 신 생 물	417	5,300	5,363	670,539	552,833
93	C64	신우를 제외한 신장의 악성 신생물	416	7,219	7,442	863,626	705,409
94	U67	심 실 증 (心 實 證)	415	246	287	372,992	304,610
95	M53	달 리 분 류 되 지 않 은 기 타 등 병 증	410	3,527	3,763	502,312	363,215
96	F01	혈 관 성 치 매	402	152	316	433,977	350,284
97	N80	자 궁 내 막 증	402	4,126	4,630	523,546	370,568
98	G43	편 두 통	397	1,180	1,426	306,037	232,776
99	E14	상 세 불 명 의 당 뇨 병	386	1,123	1,151	402,492	313,721
100	I20	협 심 증	386	4,796	5,337	784,348	580,273

Note : Based on the Treatment Month

제VI-8-1표

Table VI-8-1

질병소분류별 입원 다빈도 상병 진료현황(한방 남자)

Inpatient Benefits by Frequency of Disease(O.H&C Male)

(단위 : 명, 일, 천원)

Unit : Person, Day, KRW 1,000

순위 Rank	상병 기호 I.C.D	상 병 명 Diseases	진료실인원수 Patients	입내원일수 Visits	요양급여일수 Reimbursed Days	진료비 Medical Expense	급여비 Benefit
1	M54	등 통 증	14,088	130,252	135,110	18,858,601	13,769,766
2	S33	요추 및 골반의 관절 및 인대의 탈구, 염좌 및 긴장	13,030	179,444	181,959	21,097,659	15,042,585
3	M79	달리 분류되지 않은 기타 연조직 장애	7,347	14,612	16,425	6,590,284	5,183,850
4	M51	기 타 추 간 판 장 애	6,853	140,106	142,057	17,824,984	12,657,179
5	G81	편 마 장 비	5,554	8,245	9,133	6,690,358	5,368,626
6	I63	뇌 경 색 증	5,485	29,170	32,438	7,967,324	6,153,512
7	F00	알츠하이머병에서의 치매(G30.-+)	4,750	839	4,410	3,791,443	3,078,090
8	M25	달리 분류되지 않은 기타 관절장애	4,324	20,601	22,261	4,608,103	3,504,074
9	M17	무릎 관절 증	3,993	40,314	42,201	6,268,153	4,659,150
10	M48	기 타 척 추 병 증	2,588	38,723	40,062	5,419,011	3,943,771
11	S13	목 부위의 관절 및 인대의 탈구, 염좌 및 긴장	2,437	25,900	26,586	3,329,590	2,375,402
12	M62	기 타 근 육 장 애	2,110	3,743	4,039	1,687,329	1,331,132
13	S83	무릎의 관절 및 인대의 탈구, 염좌 및 긴장	2,064	32,544	32,900	4,125,783	2,980,383
14	M50	경 추 간 판 장 애	1,838	31,676	32,158	4,270,684	3,037,628
15	S22	늑골, 흉골 및 흉추의 골절	1,757	30,842	31,354	3,917,905	2,815,179
16	U23	신경계통의 질환	1,732	2,079	3,278	1,478,626	1,186,337
17	M75	어깨 병	1,634	20,964	21,939	2,863,087	2,067,734
18	G20	파킨슨 병	1,584	4,049	4,883	1,789,840	1,536,188
19	G82	하반신마비 및 사지마비	1,554	3,566	3,636	2,055,045	1,673,069
20	I61	뇌내출혈	1,545	8,194	8,853	2,859,953	2,232,649
21	S93	발목 및 발부위의 관절 및 인대의 탈구, 염좌 및 긴장	1,492	19,546	19,824	2,509,164	1,829,619
22	C34	기관지 및 폐의 악성 신생물	1,450	18,956	19,728	2,343,800	1,903,406
23	G51	안면신경장애	1,396	18,700	19,304	2,613,157	1,921,589
24	S72	대퇴골의 골절	1,275	10,982	11,368	2,157,002	1,631,820
25	S82	발목을 포함한 아래다리의 골절	1,195	26,426	26,748	3,428,738	2,499,267
26	S06	두개내손상	1,192	5,805	5,999	1,654,346	1,277,957
27	S32	요추 및 골반의 골절	1,179	18,547	18,832	2,616,566	1,940,877
28	C16	위 악성 신생물	1,165	19,058	19,670	2,339,533	1,878,967
29	S43	견갑대의 관절 및 인대의 탈구, 염좌 및 긴장	1,160	13,257	13,527	1,688,522	1,218,416
30	J00	급성비인두염[감기]	923	1,530	4,321	62,853	45,994
31	ZZ	한방기타	889	2,528	2,673	820,817	653,423
32	S92	발목을 제외한 발의 골절	851	17,268	17,712	2,171,651	1,569,773
33	K30	소화불량	845	1,850	3,533	355,486	273,946
34	C61	전립선의 악성 신생물	844	9,034	9,368	1,223,903	1,006,782
35	N18	만성신장질환	839	1,299	1,299	857,189	743,289
36	I10	본태성(일차성)고혈압	784	356	387	617,450	496,565
37	C22	간 및 간내담관의 악성 신생물	744	8,681	8,965	1,083,931	883,264
38	F03	상세불명치매	694	301	452	573,321	463,704
39	I69	뇌혈관질환의 후유증	676	4,654	4,744	940,394	705,803
40	M47	척추증	654	9,354	9,582	1,282,001	929,411
41	C18	결장의 악성 신생물	596	8,744	9,465	1,095,004	895,001
42	S46	어깨 및 위팔 부위의 근육 및 힘줄의 손상	558	11,304	11,480	1,459,212	1,055,444
43	M19	기 타 관절 증	542	5,268	5,578	842,808	626,535
44	C25	췌장 자체의 악성 신생물	533	8,859	9,252	975,726	795,206
45	M23	무릎의 내부 이상	491	10,225	10,383	1,361,584	980,750
46	R51	두통	459	1,774	2,084	200,155	153,998
47	U62	기혈음양병증(氣血陰陽病證)	456	69	75	376,676	307,449
48	J18	상세불명병원체의 폐렴	452	340	357	360,639	292,667
49	M24	기 타 명시된 관절 이상	428	3,179	3,251	612,410	466,638
50	S42	어깨 및 위팔의 골절	407	7,285	7,375	985,131	714,758

주 : 진료일 기준

제VI-8-2표

Table VI-8-2

질병소분류별 입원 다빈도 상병 진료현황(한방 여자)

Inpatient Benefits by Frequency of Disease(O.H&C Female)

(단위 : 명, 일, 천원)

Unit : Person, Day, KRW 1,000

순위 Rank	상병 기호 I.C.D	상 병 명 Diseases	진료실인원수 Patients	입내원일수 Visits	요양급여일수 Reimbursed Days	진료비 Medical Expense	급여비 Benefit
1	M54 등통증	요추 및 골반의 관절 및 인대의 탈구, 염좌 및 긴장	32,929	276,639	291,201	43,293,679	31,990,943
2	S33	요추 및 골반의 관절 및 인대의 탈구, 염좌 및 긴장	20,158	289,663	295,017	34,673,299	24,922,812
3	M79	달리 분류되지 않은 기타 연조직 장애	17,721	34,714	46,390	16,486,689	12,990,001
4	M17	무릎 관절 증	17,312	212,743	226,467	32,286,400	24,075,353
5	F00	알츠하이머병에서의 치매 (G30.-+)	13,087	1,320	12,511	12,678,327	10,256,946
6	M25	달리 분류되지 않은 기타 관절 장애	12,209	57,952	66,025	14,407,137	11,087,557
7	M51	기타 추간판 장애	11,898	265,851	270,593	33,459,250	23,910,969
8	C50	유방의 악성 신 생물	8,398	186,565	198,670	19,417,842	15,685,695
9	M48	기타 척추병 증	7,387	109,903	115,326	15,829,442	11,659,539
10	G81	편마비	6,387	6,589	10,527	7,708,043	6,215,190
11	I63	뇌경색 증	6,132	30,337	36,109	9,534,310	7,416,500
12	S72	대퇴골의 골절	5,125	33,399	34,343	7,782,888	5,960,737
13	S32	요추 및 골반의 골절	4,472	68,532	70,989	10,155,163	7,561,709
14	M62	기타 근육 장애	4,221	7,704	8,513	3,636,869	2,874,391
15	M75	어깨 병변	3,746	45,492	50,509	6,641,129	4,878,088
16	S22	늑골, 흉골 및 흉추의 골절	3,643	62,482	64,300	8,289,583	6,072,305
17	S13	목 부위의 관절 및 인대의 탈구, 염좌 및 긴장	3,532	40,215	41,529	5,172,148	3,699,589
18	G20	파킨슨 병	3,081	6,287	10,119	3,841,551	3,332,956
19	S83	무릎의 관절 및 인대의 탈구, 염좌 및 긴장	3,028	48,318	49,292	6,110,691	4,446,976
20	M50	경추간판 장애	3,013	58,374	59,702	7,528,364	5,399,055
21	S82	발목을 포함한 아래 다리의 골절	2,659	60,053	61,240	7,943,764	5,805,875
22	U23	신경계통의 질환	2,522	1,256	4,649	2,214,849	1,789,282
23	K30	소화불량	2,429	8,432	13,972	1,486,927	1,126,388
24	S93	발목 및 발부위의 관절 및 인대의 탈구, 염좌 및 긴장	2,235	32,595	33,485	4,225,394	3,074,742
25	C73	갑상샘의 악성 신 생물	2,094	30,513	32,720	3,504,847	2,734,806
26	M19	기타 관절 증	1,983	19,923	20,496	3,336,149	2,478,507
27	I10	본태성(일차성)고혈압	1,859	499	848	1,581,381	1,262,592
28	G51	안면신경 장애	1,835	27,874	28,821	3,961,751	2,921,003
29	S92	발목을 제외한 발의 골절	1,720	36,336	36,986	4,700,641	3,395,711
30	S43	견갑대의 관절 및 인대의 탈구, 염좌 및 긴장	1,617	19,300	19,776	2,499,273	1,806,975
31	J00	급성비인두염 [감기]	1,605	3,212	9,007	121,107	88,485
32	C34	기관지 및 폐의 악성 신 생물	1,602	25,761	27,569	3,008,518	2,447,829
33	I61	뇌내출혈	1,548	8,386	9,500	2,937,254	2,289,811
34	G82	하반신마비 및 사지마비	1,491	2,949	3,384	2,344,361	1,894,774
35	M47	척추 증	1,461	17,148	18,656	2,426,047	1,790,142
36	ZZ	한방기타	1,453	3,842	4,255	1,485,427	1,166,062
37	M13	기타 관절염	1,412	8,267	9,216	1,752,462	1,335,864
38	F03	상세불명치매	1,404	498	659	1,280,007	1,030,754
39	C56	난소의 악성 신 생물	1,357	23,982	25,686	2,592,876	2,119,728
40	M23	무릎의 내부 이상	1,344	27,748	28,428	3,652,617	2,651,007
41	R10	복부 및 골반 통증	1,251	10,869	12,930	1,196,925	882,052
42	R51	두통	1,169	4,293	5,415	680,068	520,529
43	C16	위의 악성 신 생물	1,167	19,750	20,550	2,393,947	1,957,051
44	M43	기타 변형성 등 병 증	1,111	20,742	21,133	2,772,585	2,024,715
45	S52	아래팔의 골절	1,094	19,827	20,439	2,657,224	1,933,612
46	D25	자궁의 평활근 증	1,050	10,239	11,605	1,286,509	909,590
47	N18	만성 신장 질환	1,019	705	794	1,031,480	898,855
48	M24	기타 명시된 관절 이상	1,000	7,144	7,338	1,594,485	1,212,261
49	U62	기혈음양병증 (氣血陰陽病證)	950	476	536	785,089	629,745
50	C18	결장의 악성 신 생물	937	15,447	16,327	1,894,634	1,574,310

Note : Based on the Treatment Month

제VI-9표
Table VI-9

질병소분류별 외래 다빈도
Outpatient Benefits by Frequency

순위 Rank	상병 기호 I.C.D	상 병 명 Diseases	진료실인원수 Patients	입내원일수 Visits	요양급여일수 Reimbursed Days	진료비 Medical Expense	급여비 Benefit
1	M54	등 통 증	3,545,680	21,895,478	23,258,475	678,106,714	515,200,981
2	S33	요추 및 골반의 관절 및 인대의 탈구, 염좌 및 긴장	1,818,950	7,781,159	8,217,139	283,521,278	199,765,747
3	M79	달리 분류되지 않은 기타 연조직 장애	1,737,540	9,131,790	9,671,674	272,001,319	209,879,279
4	M62	기 타 근 육 장 애	1,147,785	5,531,407	5,908,031	179,930,800	134,137,476
5	S13	목 부위의 관절 및 인대의 탈구, 염좌 및 긴장	827,198	2,919,836	3,149,142	121,265,685	81,571,597
6	M25	달리 분류되지 않은 기타 관절 장애	802,284	4,678,055	4,998,021	133,753,745	104,689,710
7	S93	발목 및 발부위의 관절 및 인대의 탈구, 염좌 및 긴장	744,370	2,874,999	2,995,924	93,891,252	68,206,785
8	K30	소 화 불 량	632,877	2,595,635	3,721,322	76,053,585	58,043,233
9	S43	견갑대의 관절 및 인대의 탈구, 염좌 및 긴장	481,850	2,116,822	2,235,445	73,404,497	52,855,045
10	M75	어 깨 병 변	475,034	2,445,881	2,581,884	72,090,088	54,621,151
11	S63	손목 및 손부위의 관절 및 인대의 탈구, 염좌 및 긴장	388,680	1,429,795	1,498,265	46,913,508	33,941,046
12	S83	무릎의 관절 및 인대의 탈구, 염좌 및 긴장	308,574	1,515,043	1,589,508	48,099,620	35,692,332
13	J00	급 성 비 인 두 염 [감 기]	230,459	607,796	1,524,538	16,310,543	12,187,509
14	M17	무 료 관 절 증	224,162	1,589,067	1,671,963	41,330,599	33,518,749
15	U30	근 골 격 계 및 결합 조직 의 질환	200,209	780,542	844,713	22,825,246	17,459,112
16	M77	기 타 골 부 착 부 병 증	173,991	793,296	833,510	24,875,727	18,117,643
17	R10	복 부 및 골 반 통 증	158,902	609,159	861,243	17,629,993	13,180,486
18	M48	기 타 척 추 병 증	136,735	1,203,494	1,271,681	37,549,344	29,019,505
19	S53	팔꿈치의 관절 및 인대의 탈구, 염좌 및 긴장	127,973	537,370	563,505	18,348,634	13,046,351
20	M51	기 타 추 간 판 장 애	118,337	830,548	896,093	35,279,876	23,662,082
21	R51	두 통	116,225	526,389	605,616	14,670,126	11,385,253
22	J30	혈 관 운 동 성 및 알 레 기 성 비 염	107,989	465,366	728,203	13,281,896	9,767,641
23	S23	흉곽의 관절 및 인대의 탈구, 염좌 및 긴장	104,028	315,349	337,025	11,373,385	8,105,753
24	G51	안 면 신 경 장 애	91,959	1,293,331	1,401,489	37,836,046	28,159,412
25	G43	편 두 통	83,271	383,508	432,127	10,757,112	8,320,991
26	ZZ	한 방 기 타	81,644	477,331	554,530	12,659,645	10,059,103
27	G44	기 타 두 통 증 후 군	80,875	365,045	407,702	10,792,200	8,264,277
28	U23	신 경 계 통 의 질환	78,670	682,126	737,693	18,358,580	14,887,820
29	R42	현 기 및 어 지 러 움	77,772	433,796	518,742	11,813,621	9,250,297
30	G47	수 면 장 애	76,496	621,376	702,833	15,415,790	12,195,359
31	M50	경 추 간 판 장 애	69,839	423,317	458,873	18,452,259	12,285,678
32	M72	섬 유 모 세 포 장 애	67,894	339,704	359,751	10,313,254	7,664,771
33	J31	만 성 비 염 , 비 인 두 염 및 인 두 염	62,512	275,830	525,787	7,793,631	5,686,221
34	S80	아 래 다 리 의 표 재 성 손 상	61,800	254,448	267,447	7,421,212	5,730,701
35	R05	기 침	56,402	164,709	351,280	4,277,701	3,266,763
36	H93	달리 분류되지 않은 귀의 기타 장애	56,214	509,045	563,145	14,308,681	10,758,829
37	M53	달리 분류되지 않은 기타 등 병 증	55,140	258,465	279,817	8,693,898	6,302,325
38	R25	이 상 불 수 의 운 동	51,285	349,438	374,871	8,871,821	7,276,141
39	K29	위 염 및 십 이 지 장 염	50,903	211,938	357,493	5,822,751	4,392,548
40	R20	피 부 감 각 의 장 애	50,259	285,347	305,087	7,792,137	6,213,803
41	U68	비 병 증 (脾 病 證)	45,113	175,087	229,574	5,090,920	3,829,280
42	K59	기 타 기 능 성 장 장 애	44,108	205,784	286,123	5,242,895	4,078,988
43	M65	운 활 막 염 및 힘 줄 운 활 막 염	41,123	199,310	212,099	6,070,050	4,492,344
44	S73	둔부의 관절 및 인대의 탈구, 염좌 및 긴장	40,537	181,795	191,005	6,480,181	4,612,765
45	M24	기 타 명 시 된 관 절 이 상	39,565	207,903	215,085	5,806,932	4,520,168
46	M19	기 타 관 절 증	35,776	207,713	224,298	5,542,871	4,380,794
47	M47	척 추 증	34,923	225,462	240,247	6,657,552	5,145,160
48	S30	복부, 아래등 및 골반의 표재성 손상	34,793	145,907	152,933	4,151,615	3,278,062
49	U60	기 병 증 (氣 病 證)	33,599	132,104	183,603	4,647,542	3,422,797
50	U28	소 화 계 통 의 질환	33,007	105,089	143,877	2,993,334	2,298,679

주 : 진료일 기준

상병 진료현황(한방 계)

of Disease(O.H&C Total)

(단위 : 명, 일, 천원)

Unit : Person, Day, KRW 1,000

순위 Rank	상병 기호 I.C.D	상 병 명 Diseases	진료실인원수 Patients	입내원일수 Visits	요양급여일수 Reimbursed Days	진료비 Medical Expense	급여비 Benefit
51	S46	어깨 및 위팔 부위의 근육 및 힘줄의 손상	30,599	146,412	155,133	4,721,630	3,443,087
52	M13	기 타 관 절 염	30,580	181,466	201,483	4,788,790	3,793,898
53	N94	여성 생식기 및 월경주기와 관련된 통증 및 기타 병태	30,100	124,485	368,827	5,417,320	3,426,144
54	U67	심 실 증 (心 實 證)	28,712	144,808	180,707	4,023,979	3,070,555
55	L30	기 타 피 부 염	26,746	202,946	237,716	5,319,020	3,870,961
56	U65	간 실 증 (肝 實 證)	26,153	127,740	170,813	4,542,309	3,273,442
57	G57	하 지 의 단 일 신 경 병 증	25,801	164,599	171,104	4,393,647	3,513,506
58	G56	팔 의 단 일 신 경 병 증	25,125	123,475	130,473	3,667,855	2,762,545
59	M70	사용, 과용 및 압박과 관련된 연조직 장애	24,247	113,179	118,552	3,276,350	2,478,309
60	K07	치 아 열 굴 이 상 [부 정 교 합 포 함]	24,235	131,536	140,211	4,575,220	3,152,696
61	R60	달 리 분 류 되 지 않 은 부 종	23,120	136,190	145,968	3,579,603	2,814,296
62	J06	다발성 및 상세불명 부위의 급성 상기도 감염	22,727	57,436	129,412	1,531,357	1,152,426
63	S70	둔 부 및 대 퇴 의 표 재 성 손 상	22,449	93,978	98,731	2,748,520	2,138,566
64	R07	목 구멍 및 가슴의 통증	22,354	108,646	123,820	2,999,545	2,322,712
65	S86	아래 다리 부위의 근육 및 힘줄의 손상	22,294	84,354	88,166	2,817,046	2,031,743
66	S76	둔부 및 대퇴 부위의 근육 및 힘줄의 손상	22,164	90,226	94,351	2,874,016	2,113,808
67	S90	발목 및 발의 표재성 손상	21,605	70,947	73,992	2,136,101	1,609,173
68	S40	어깨 및 위팔의 표재성 손상	21,066	97,552	102,745	2,843,761	2,202,360
69	K92	소 화 계 통 의 기 타 질 환	20,202	151,051	170,064	3,628,525	2,839,267
70	F45	신 체 형 장 애	19,640	87,082	113,184	2,415,074	1,820,246
71	G24	근 긴 장 이 상	18,923	98,376	106,542	2,691,576	2,058,835
72	U78	장 부 겸 병 증 (臟 腑 兼 病 證)	17,789	81,262	98,632	2,768,044	2,027,420
73	K21	위 - 식 도 역 류 병	17,610	93,891	138,015	2,663,288	1,992,386
74	U71	신 병 증 (腎 病 證)	17,187	91,591	100,162	2,394,941	1,880,793
75	M99	달 리 분 류 되 지 않 은 생물역학적 병변	17,120	129,556	141,611	3,774,281	2,950,819
76	L20	아 토 피 피 부 염	16,782	149,527	174,454	4,015,575	2,856,087
77	M76	발을 제외한 하지의 골부 착부 병증	16,577	66,537	70,110	2,097,612	1,541,530
78	R00	심 장 박 동 이 상	16,474	76,478	89,995	2,057,415	1,562,877
79	L50	두 드 러 기	16,315	79,889	98,908	2,219,141	1,596,663
80	S96	발목 및 발 부위의 근육 및 힘줄의 손상	16,159	58,311	60,166	1,774,751	1,309,225
81	U22	정 신 및 행 동 장 애	16,113	87,695	115,037	3,710,778	2,658,827
82	M60	근 육 염	15,765	73,711	78,155	2,120,746	1,651,288
83	M23	무 료 의 내 부 이 상	15,764	89,872	94,078	2,536,423	1,971,582
84	L21	지 루 피 부 염	15,645	156,696	172,316	4,646,178	3,271,255
85	S60	손목 및 손의 표재성 손상	15,228	54,655	57,474	1,583,710	1,203,513
86	U66	심 허 증 (心 虛 證)	14,856	71,782	100,780	2,053,654	1,546,617
87	R57	달 리 분 류 되 지 않 은 쇼 크	14,831	129,548	131,890	2,953,447	2,435,201
88	H81	전 정 기 능 의 장 애	14,286	83,620	100,459	2,417,168	1,819,071
89	U62	기혈음양병증 (氣 血 陰 陽 病 證)	13,942	50,841	75,132	1,425,953	1,078,591
90	U79	장 부 겸 병 증 (臟 腑 兼 病 證)	12,934	49,633	67,054	1,416,475	1,084,889
91	U64	간 허 증 (肝 虛 證)	12,527	59,966	65,455	1,609,017	1,219,998
92	I69	뇌 혈관 질환의 후유증	11,614	214,049	223,777	5,434,222	4,454,513
93	U32	여성비뇨생식기 및 분만관련 질환	11,273	26,264	30,409	868,820	594,526
94	U61	혈 병 증 (血 病 證)	10,762	41,141	50,747	1,343,094	997,343
95	S50	아 래 팔 의 표 재 성 손 상	10,734	42,242	44,148	1,280,622	960,854
96	R61	다 한 증	10,622	50,102	64,444	1,433,772	1,053,689
97	R68	기 타 전 신 증 상 및 징 후	10,572	39,906	44,281	1,013,218	832,779
98	U69	허 증 (肺 虛 證)	10,483	39,186	57,537	1,065,286	811,630
99	R63	음식 및 수액섭취에 관계된 증상 및 징후	10,290	30,766	55,336	843,324	631,510
100	U50	육 음 병 증 (六 淫 病 證)	10,042	32,392	58,987	952,510	712,994

Note : Based on the Treatment Month

제VI-9-1표

Table VI-9-1

질병소분류별 외래 다빈도 상병 진료현황(한방 남자)

Outpatient Benefits by Frequency of Disease(O.H&C Male)

(단위 : 명, 일, 천원)

Unit : Person, Day, KRW 1,000

순위 Rank	상병 기호 I.C.D	상 병 명 Diseases	진료실인원수 Patients	입내원일수 Visits	요양급여일수 Reimbursed Days	진료비 Medical Expense	급여비 Benefit
1	M54	등 통 증	1,473,438	8,164,723	8,633,853	263,259,668	196,090,651
2	S33	요추 및 골반의 관절 및 인대의 탈구, 염좌 및 긴장	933,518	3,648,165	3,832,956	136,003,246	94,869,190
3	M79	달리 분류되지 않은 기타 연조직 장애	668,679	3,257,342	3,438,958	99,640,030	76,000,194
4	M62	기타 근육 장애	454,435	2,051,798	2,179,729	68,395,813	50,490,800
5	S13	목 부위의 관절 및 인대의 탈구, 염좌 및 긴장	363,555	1,198,553	1,284,893	50,517,815	33,855,398
6	S93	발목 및 발부위의 관절 및 인대의 탈구, 염좌 및 긴장	314,758	1,105,967	1,148,904	37,014,348	26,596,661
7	M25	달리 분류되지 않은 기타 관절 장애	276,331	1,470,677	1,565,332	43,832,599	33,803,199
8	S43	견갑대의 관절 및 인대의 탈구, 염좌 및 긴장	223,945	918,506	965,964	32,597,121	23,215,416
9	M75	어깨 병변	184,448	919,633	967,992	27,485,032	20,579,280
10	K30	소화불량	173,152	635,684	969,592	18,989,994	14,431,921
11	S63	손목 및 손부위의 관절 및 인대의 탈구, 염좌 및 긴장	168,305	572,445	596,551	19,121,312	13,724,748
12	S83	무릎의 관절 및 인대의 탈구, 염좌 및 긴장	127,221	544,954	570,149	17,948,381	13,064,370
13	J00	급성 비인두염 [감기]	88,895	233,672	583,343	6,310,621	4,727,327
14	M77	기타 골부 병증	83,757	363,869	381,605	11,678,320	8,448,987
15	U30	근골격계 및 결합조직의 질환	78,842	288,186	310,086	8,608,315	6,530,267
16	S53	팔꿈치의 관절 및 인대의 탈구, 염좌 및 긴장	68,244	274,591	286,072	9,493,165	6,728,369
17	J30	혈관운동성 및 알레르기성 비염	59,769	259,082	403,857	7,430,759	5,460,483
18	M17	무릎관절 증	59,665	371,727	392,000	9,877,977	7,924,929
19	S23	흉곽의 관절 및 인대의 탈구, 염좌 및 긴장	53,666	147,914	156,297	5,569,029	3,891,545
20	M51	기타 추간판 장애	51,473	353,029	381,138	15,709,242	10,349,092
21	R10	복부 및 골반 통증	46,314	165,102	237,276	4,820,965	3,604,724
22	M48	기타 척추 병증	44,837	416,138	438,786	13,370,789	10,183,684
23	G51	안면신경 장애	37,256	604,658	651,814	17,908,513	13,179,449
24	J31	만성 비염, 비인두염 및 인두염	33,836	146,937	286,222	4,218,794	3,064,107
25	M50	경추간판 장애	31,775	196,239	212,252	8,728,765	5,753,450
26	U23	신경계통의 질환	31,634	330,634	368,735	8,954,630	7,238,196
27	ZZ	방기타	31,347	194,419	228,767	5,152,412	4,091,679
28	R51	두통	28,479	126,016	145,566	3,629,026	2,784,365
29	M72	섬유모세포 장애	27,508	129,327	136,154	3,989,864	2,954,385
30	H93	달리 분류되지 않은 귀의 기타 장애	23,541	216,335	241,072	6,250,063	4,660,276
31	R42	현기 및 어지러움	21,828	129,738	157,880	3,559,898	2,816,388
32	S80	아래다리의 표재성 손상	21,345	75,290	79,503	2,305,572	1,728,935
33	M53	달리 분류되지 않은 기타 등병증	20,853	95,510	102,626	3,263,909	2,343,230
34	G44	기타 두통 증후군	20,464	87,545	98,416	2,679,259	2,017,272
35	G47	수면 장애	20,193	142,092	167,297	3,754,507	2,940,864
36	G43	편두통	20,002	89,026	101,169	2,554,105	1,955,886
37	R05	기침	19,887	54,515	125,381	1,429,855	1,090,731
38	S73	둔부의 관절 및 인대의 탈구, 염좌 및 긴장	18,966	78,390	82,073	2,858,586	2,014,041
39	R20	피부감각의 장애	17,601	102,093	108,592	2,843,647	2,257,626
40	R25	이상불수의 운동	16,256	108,510	116,267	2,797,727	2,294,082
41	M24	기타 명시된 관절 이상	14,895	70,852	73,359	2,045,191	1,576,149
42	U68	비병증 (脾病證)	14,801	54,345	75,450	1,579,998	1,187,335
43	K59	기타 기능성 장 장애	14,769	72,337	105,943	1,863,781	1,473,148
44	M65	운할막염 및 힘줄운할막염	14,483	66,411	69,758	2,038,459	1,512,457
45	S86	아래다리 부위의 근육 및 힘줄의 손상	14,314	51,798	54,142	1,762,470	1,257,148
46	S46	어깨 및 위팔 부위의 근육 및 힘줄의 손상	14,305	64,675	68,732	2,125,026	1,538,353
47	M47	척추 증	13,683	83,599	89,834	2,559,306	1,941,282
48	K29	위염 및 십이지장염	13,570	53,845	94,526	1,502,023	1,128,796
49	S30	복부, 아래등 및 골반의 표재성 손상	13,470	50,085	52,472	1,466,331	1,141,832
50	S76	둔부 및 대퇴 부위의 근육 및 힘줄의 손상	12,509	45,364	47,222	1,496,061	1,079,265

주 : 진료일 기준

제VI-9-2표

Table VI-9-2

질병소분류별 외래 다빈도 상병 진료현황(한방 여자)

Outpatient Benefits by Frequency of Disease(O.H&C Female)

(단위 : 명, 일, 천원)

Unit : Person, Day, KRW 1,000

순위 Rank	상병 기호 I.C.D	상 병 명 Diseases	진료실인원수 Patients	입내원일수 Visits	요양급여일수 Reimbursed Days	진료비 Medical Expense	급여비 Benefit
1	M54	등 통 증	2,072,242	13,730,755	14,624,622	414,847,046	319,110,330
2	M79	달리 분류되지 않은 기타 연조직 장애	1,068,861	5,874,448	6,232,716	172,361,289	133,879,085
3	S33	요추 및 골반의 관절 및 인대의 탈구, 염좌 및 긴장	885,432	4,132,994	4,384,183	147,518,031	104,896,556
4	M62	기 타 근 육 장 애	693,350	3,479,609	3,728,302	111,534,987	83,646,675
5	M25	달리 분류되지 않은 기타 관절 장애	525,953	3,207,378	3,432,689	89,921,146	70,886,510
6	S13	목 부위의 관절 및 인대의 탈구, 염좌 및 긴장	463,643	1,721,283	1,864,249	70,747,870	47,716,199
7	K30	소 화 불 량	459,725	1,959,951	2,751,730	57,063,591	43,611,312
8	S93	발목 및 발부위의 관절 및 인대의 탈구, 염좌 및 긴장	429,612	1,769,032	1,847,020	56,876,903	41,610,124
9	M75	어 깨 병 변	290,586	1,526,248	1,613,892	44,605,057	34,041,870
10	S43	견갑대의 관절 및 인대의 탈구, 염좌 및 긴장	257,905	1,198,316	1,269,481	40,807,376	29,639,628
11	S63	손목 및 손부위의 관절 및 인대의 탈구, 염좌 및 긴장	220,375	857,350	901,714	27,792,197	20,216,298
12	S83	무릎의 관절 및 인대의 탈구, 염좌 및 긴장	181,353	970,089	1,019,359	30,151,240	22,627,962
13	M17	무 료 관 절 증	164,497	1,217,340	1,279,963	31,452,622	25,593,821
14	J00	급 성 비 인 두 염 [감 기]	141,564	374,124	941,195	9,999,922	7,460,182
15	U30	근 골 격 계 및 결합 조직 의 질환	121,367	492,356	534,627	14,216,931	10,928,845
16	R10	복 부 및 골 반 통 증	112,588	444,057	623,967	12,809,028	9,575,762
17	M48	기 타 척 추 병 증	91,898	787,356	832,895	24,178,556	18,835,821
18	M77	기 타 골 부 착 부 병 증	90,234	429,427	451,905	13,197,407	9,668,656
19	R51	두 통	87,746	400,373	460,050	11,041,099	8,600,888
20	M51	기 타 추 간 판 장 애	66,864	477,519	514,955	19,570,634	13,312,990
21	G43	편 두 통	63,269	294,482	330,958	8,203,007	6,365,105
22	G44	기 타 두 통 증 후 군	60,411	277,500	309,286	8,112,941	6,247,005
23	S53	팔꿈치의 관절 및 인대의 탈구, 염좌 및 긴장	59,729	262,779	277,433	8,855,469	6,317,982
24	G47	수 면 장 애	56,303	479,284	535,536	11,661,283	9,254,494
25	R42	현 기 및 어 지 러 움	55,944	304,058	360,862	8,253,722	6,433,909
26	G51	안 면 신 경 장 애	54,703	688,673	749,675	19,927,534	14,979,962
27	S23	흉곽의 관절 및 인대의 탈구, 염좌 및 긴장	50,362	167,435	180,728	5,804,356	4,214,207
28	ZZ	한 방 기 타	50,297	282,912	325,763	7,507,233	5,967,424
29	J30	혈관 운동성 및 알레르기성 비염	48,220	206,284	324,346	5,851,138	4,307,157
30	U23	신 경 계 통 의 질환	47,036	351,492	368,958	9,403,949	7,649,625
31	S80	아 래 다 리 의 표 재 성 손 상	40,455	179,158	187,944	5,115,640	4,001,766
32	M72	섬 유 모 세 포 장 애	40,386	210,377	223,597	6,323,391	4,710,386
33	M50	경 추 간 판 장 애	38,064	227,078	246,621	9,723,494	6,532,228
34	K29	위 염 및 십 이 지 장 염	37,333	158,093	262,967	4,320,728	3,263,751
35	R05	기 침	36,515	110,194	225,899	2,847,846	2,176,032
36	R25	이 상 불 수 의 운 동	35,029	240,928	258,604	6,074,094	4,982,059
37	M53	달리 분류되지 않은 기타 등병증	34,287	162,955	177,191	5,429,989	3,959,095
38	H93	달리 분류되지 않은 귀의 기타 장애	32,673	292,710	322,073	8,058,617	6,098,553
39	R20	피 부 감 각 의 장 애	32,658	183,254	196,495	4,948,490	3,956,177
40	U68	비 병 증 (脾 病 證)	30,312	120,742	154,124	3,510,922	2,641,944
41	N94	여성 생식기 및 월경주기와 관련된 통증 및 기타 병태	30,100	124,485	368,827	5,417,320	3,426,144
42	K59	기 타 기능 성 장 장 애	29,339	133,447	180,180	3,379,114	2,605,840
43	J31	만성 비염, 비인두염 및 인두염	28,676	128,893	239,565	3,574,837	2,622,114
44	M65	운 활 막 염 및 힘줄 운 활 막 염	26,640	132,899	142,341	4,031,591	2,979,887
45	M24	기 타 명 시 된 관 절 이 상	24,670	137,051	141,726	3,761,741	2,944,019
46	M19	기 타 관 절 증	24,114	146,432	155,768	3,841,095	3,052,190
47	U28	소 화 계 통 의 질환	23,443	75,336	102,285	2,143,725	1,643,921
48	M13	기 타 관 절 염	21,975	134,256	149,165	3,499,539	2,781,524
49	S73	둔부의 관절 및 인대의 탈구, 염좌 및 긴장	21,571	103,405	108,932	3,621,595	2,598,724
50	U67	심 실 증 (心 實 證)	21,394	109,804	135,222	3,027,382	2,320,931

Note : Based on the Treatment Month

제VI-10표
Table VI-10

65세이상 노인 질병소분류별
Benefits by Frequency of Disease

순위 Rank	상병 기호 I.C.D	상 병 명 Diseases	진료실인원수 Patients	입내원일수 Visits	요양급여일수 Reimbursed Days	진료비 Medical Expense	급여비 Benefit
1	K05	치 은 염 및 치 주 질 환	4,151,643	10,723,518	22,321,594	539,418,172	382,959,524
2	I10	본 태 성 (원 발 성) 고 혈 압	3,465,464	25,345,952	956,085,854	2,354,357,510	1,712,936,136
3	J20	급 성 기 관 지 염	2,530,898	6,350,882	41,622,733	246,104,430	192,165,388
4	M17	무 료 관 절 증	1,888,953	13,652,300	118,888,829	1,460,644,135	1,052,150,665
5	M54	등 통 증	1,814,485	10,874,423	61,211,528	617,309,948	456,927,442
6	E11	2 형 당 뇨 병	1,705,560	12,291,793	446,795,340	1,638,453,175	1,158,196,353
7	U07	U 0 7 의 응 급 사 용	1,446,202	3,236,091	13,435,861	481,899,134	403,149,260
8	K21	위 - 식 도 역 류 병	1,391,989	3,461,213	71,201,186	260,858,479	184,775,789
9	K29	위 염 및 십 이 지 장 염	1,302,021	2,719,031	40,127,304	178,259,407	128,797,942
10	M48	기 타 척 추 병 증	1,275,413	8,921,812	73,855,423	756,526,795	547,240,205
11	K08	치 아 및 지 지 구 조 의 기 타 장 애	1,233,942	3,655,577	6,783,220	1,716,139,073	1,206,198,941
12	L23	엘 러 지 성 접 촉 피 부 염	1,039,623	2,508,438	18,216,053	84,998,004	67,790,798
13	N40	전 립 선 증 식 증	981,636	4,805,236	204,074,410	563,225,820	381,082,035
14	E78	지 질 단 백 질 대 사 장 애 및 기 타 지 질 환	952,034	3,484,767	194,006,038	388,442,213	274,637,500
15	K04	치 수 및 근 단 주 위 조 직 의 질 환	934,043	3,040,772	5,318,848	145,639,229	104,425,189
16	K02	치 아 우 식	928,978	1,521,561	2,300,423	73,887,541	52,631,810
17	J30	혈 관 운 동 성 및 엘 러 지 성 비 염	919,842	1,943,729	19,082,282	78,069,386	60,210,902
18	H10	결 막	907,828	1,895,971	8,044,798	90,844,983	69,253,616
19	J06	다발성및상세불명부위의급성상기도감염	903,994	1,783,102	11,522,549	63,948,228	50,484,769
20	M79	달 리 분 류 되 지 않 은 기 타 연 조 직 장 애	894,996	2,617,875	16,609,843	105,940,545	79,011,996
21	H25	노 년 백 내 장	849,292	2,589,199	10,083,057	597,941,050	464,783,215
22	M75	어 깨 병 변	848,706	4,574,022	26,919,663	373,952,051	270,149,437
23	M81	병 적 골 절 이 없 는 골 다 공 증	819,609	2,395,429	71,463,409	237,900,931	165,046,565
24	Z46	기타장치의부착및조정을위하여보건서비스와접하고있는사람	802,984	1,295,606	1,454,290	113,205,614	80,979,000
25	H04	눈 물 계 통 의 장 애	788,162	1,723,138	9,728,148	111,687,057	81,994,496
26	J00	급 성 비 인 두 염 [감 기]	769,261	1,622,998	10,078,610	45,246,832	36,093,281
27	M51	기 타 척 추 간 판 장 애	691,252	4,361,470	35,224,797	397,842,570	282,098,273
28	H35	기 타 망 막 장 애	657,739	1,920,114	19,951,406	436,807,313	341,702,480
29	B35	백 선 증	649,198	1,558,232	13,842,479	73,969,899	55,871,245
30	F00	알츠하이머병에서 의 치매 (G 3 0 . - +)	610,483	23,362,730	133,495,835	2,277,309,117	1,696,508,460
31	K59	기 타 기 능 성 장 장 애	603,362	1,232,658	18,520,113	81,466,860	57,250,294
32	K03	치 아 경 조 직 의 기 타 질 환	596,324	908,139	1,557,225	55,665,636	39,615,485
33	J02	급 성 인 두 염	566,323	1,064,909	6,403,700	37,533,077	29,826,370
34	A09	감염성및상세불명기원의기타위장염및결장염	555,332	1,209,396	7,956,688	145,570,091	107,766,429
35	M47	척 추 증	545,908	3,137,191	18,048,981	207,481,219	153,452,528
36	H40	녹 내 장	537,345	1,808,688	14,224,044	250,589,700	167,514,994
37	R10	복 부 및 골 반 통 증	527,593	949,902	10,463,625	123,996,913	78,009,051
38	J40	급성인지만성인지명시되지않은기관지염	522,154	1,180,107	8,719,031	62,628,787	46,414,797
39	M19	기 타 관 절 증	520,100	1,861,621	28,583,340	199,815,747	136,882,116
40	J04	급 성 후 두 염 및 기 관 염	495,338	1,059,471	6,785,641	39,626,500	31,246,221
41	J03	급 성 편 도 염	473,599	920,927	5,329,739	33,271,533	26,301,646
42	M13	기 타 관 절 염	473,264	1,736,077	17,383,006	106,405,591	78,285,678
43	S33	요추및골반의관절및인대의탈구, 염좌및긴장	470,854	1,742,798	8,647,490	96,227,449	71,149,955
44	I20	협 심 증	467,498	1,877,786	121,914,240	696,289,136	524,088,236
45	H81	전 정 기 능 의 장 애	464,610	1,285,596	20,956,967	148,713,149	101,183,963
46	L50	두 드 러 기	452,174	1,017,932	9,764,164	38,045,444	29,165,134
47	N30	방 광 염	447,425	1,191,378	11,450,114	76,182,504	55,649,182
48	M25	달 리 분 류 되 지 않 은 기 타 관 절 장 애	437,042	1,552,613	10,665,835	77,102,595	55,563,535
49	Z11	감염성및기생충성질환에대한특수선택검사	422,659	1,161,134	2,323,876	32,598,904	24,402,909
50	K63	장 의 기 타 질 환	416,790	685,094	6,032,411	244,292,555	163,915,836

주 : 진료일 기준 (한의원류 제외, 요양급여일수, 진료비와 급여비는 약국포함)

다빈도 상병 진료현황(계)

in elderly man above the age of 65(Total)

(단위 : 명, 일, 천원)

Unit : Person, Day, KRW 1,000

순위 Rank	상병 기호 I.C.D	상 병 명 Diseases	진료실인원수 Patients	임내원일수 Visits	요양급여일수 Reimbursed Days	진료비 Medical Expense	급여비 Benefit
51	H60	외 이 염	412,573	1,094,587	3,530,990	29,660,827	23,964,355
52	K58	과 민 대 장 증 후 군	407,739	728,886	7,337,395	56,444,178	39,746,825
53	R42	어 지 렴 증 및 어 지 렴	397,478	815,581	15,221,420	115,579,476	72,392,399
54	I63	뇌 경 색 증	389,167	7,174,457	100,215,025	1,609,671,218	1,229,446,009
55	M65	윤 활 막 염 및 힘 줄 윤 활 막 염	376,872	1,295,622	7,282,866	64,607,208	47,332,149
56	H16	각 막 염	370,894	864,781	4,257,749	51,802,792	37,619,808
57	N31	달리분류되지않은방광의신경근육기능장애	336,335	1,067,806	40,976,965	106,630,094	73,069,441
58	L30	기 타 피 부 염	328,357	700,970	6,909,716	29,730,016	20,898,043
59	G47	수 면 장 애	317,999	1,085,867	29,024,384	68,686,746	49,525,103
60	H52	굴 절 및 조 절 의 장 애	314,838	505,756	2,821,941	49,894,262	35,797,241
61	J01	급 성 부 비 동 염	295,968	634,878	3,988,490	27,915,439	21,176,919
62	R07	목 구멍 및 가 숨 의 통 증	293,885	555,037	13,187,449	99,970,296	63,180,394
63	M50	경 추 간 판 장 애	288,223	1,600,453	10,100,778	121,085,401	86,549,056
64	F06	뇌손상, 뇌기능이상및신체질환에의한기타정신장애	286,930	958,967	43,170,064	128,983,768	86,330,688
65	L03	연 조 직 염	281,821	845,227	3,990,203	59,734,895	44,229,420
66	J45	천 식	276,016	1,035,057	20,634,226	114,874,721	80,688,373
67	H26	기 타 백 내 장	258,211	615,347	3,501,744	165,761,969	117,696,711
68	L24	자 극 물 접 촉 피 부 염	257,098	528,814	3,773,637	18,269,124	14,319,703
69	R51	두 통	254,694	475,202	9,577,398	57,613,112	33,897,400
70	H36	달리분류된 질환에서 의 망 막 장 애	250,079	684,664	19,480,034	92,778,429	60,610,499
71	H90	전 음 성 및 감 각 신 경 성 청 력 소 실	248,625	453,903	3,589,847	44,343,852	27,675,408
72	K52	기 타 비 감 염 성 위 장 염 및 결 장 염	248,160	418,077	2,828,551	23,516,388	17,802,291
73	K07	치 아 얼 굴 이 상 [부 정 교 합 포 함]	247,236	412,579	1,189,923	16,675,041	11,929,995
74	K12	구 내 염 및 관 련 병 변	245,198	467,604	1,974,308	16,044,731	12,404,211
75	S02	두 개 굴 및 안 면 굴 의 굴 절	244,141	432,768	876,662	29,668,221	20,815,982
76	M77	기 타 골 부 착 부 병 증	237,259	817,508	4,755,442	38,799,370	28,060,677
77	B02	대 상 포 진	236,404	808,195	5,286,515	67,821,550	49,242,858
78	F41	기 타 불 안 장 애	234,749	1,255,801	28,789,373	73,683,799	55,106,215
79	F32	우 울 에 피 소 드	229,550	1,770,147	40,447,032	122,367,807	90,929,423
80	Z96	기 타 기 능 성 삽 입 물 의 존 제	229,263	683,065	3,041,014	49,366,992	34,279,376
81	G31	달리분류되지않은신경계통의기타퇴행성질환	227,525	765,810	31,350,760	80,070,287	59,002,281
82	E14	상 세 불 명 의 당 뇨 병	226,699	1,214,326	43,409,286	186,861,582	131,334,539
83	J32	만 성 부 비 동 염	225,220	614,714	3,786,663	44,054,920	31,800,795
84	N18	만 성 신 장 병	223,086	7,488,109	57,139,510	1,630,487,981	1,413,430,992
85	K30	기 능 성 소 화 불 량	222,645	402,018	5,329,957	23,921,787	16,693,565
86	J18	상 세 불 명 병 원 체 의 폐 렴	220,076	2,205,130	6,477,658	650,999,060	510,825,274
87	T85	기타내부인공삽입장치, 삽입물및이식편의합병증	218,187	304,471	549,034	28,936,010	21,913,659
88	I67	기 타 뇌 혈 관 질 환	212,852	858,757	31,777,169	270,992,121	200,483,232
89	H61	외 이 의 기 타 장 애	210,239	335,217	915,529	14,961,434	10,911,669
90	K25	위 궤 양	210,229	532,756	8,869,574	75,089,305	55,034,792
91	I48	심 방 세 동 및 조 동	205,168	939,886	54,472,854	326,566,188	238,614,428
92	S22	늑 골 , 흉 골 및 흉 추 의 골 절	200,228	1,400,341	8,913,202	212,209,017	152,306,528
93	D12	결장, 직장, 항문 및 항문관의양성신생물	198,531	357,305	4,369,917	88,845,437	58,368,812
94	L21	지 루 피 부 염	198,329	434,744	3,643,740	15,998,303	12,293,462
95	K76	간 의 기 타 질 환	198,090	349,530	6,306,204	48,014,023	32,962,890
96	L02	피 부 의 농 양 , 종 기 및 큰 종 기	191,318	521,769	2,345,755	24,085,325	18,273,782
97	H11	결 막 의 기 타 장 애	189,913	316,826	1,344,005	22,449,462	15,820,545
98	E03	기 타 갑 상 선 기 능 저 하 증	184,615	752,676	44,112,505	75,330,123	50,071,647
99	I11	고 혈 압 성 심 장 병	183,573	814,387	43,832,952	127,379,674	85,881,418
100	R73	혈 당 치 상 승	182,232	308,634	7,281,966	22,830,974	15,427,481

Note : Based on the Treatment Month (excluding herbal medicine, including pharmacy in Reimbursed Days, Medical Expense and Benefit)

제VI-10-1표

Table VI-10-1

65세이상 노인 질병소분류별

Benefits by Frequency of Disease

순위 Rank	상병 기호 I.C.D	상 병 명 Diseases	진료실인원수 Patients	입내원일수 Visits	요양급여일수 Reimbursed Days	진료비 Medical Expense	급여비 Benefit
1	K05	치 은 염 및 치 주 질 환	1,942,569	5,149,545	11,010,405	257,873,059	182,864,967
2	I10	본 태 성 (원 발 성) 고 혈 압	1,425,878	10,082,006	387,277,667	927,607,389	673,071,644
3	J20	급 성 기 관 지 염	1,072,051	2,659,030	17,311,655	102,335,749	79,778,762
4	N40	전 립 선 증 식	981,636	4,805,236	204,074,410	563,225,820	381,082,035
5	E11	2 형 당 뇨 병	828,975	5,906,593	218,339,585	786,877,009	553,960,174
6	M54	등 통 증	669,380	3,752,568	21,299,513	217,580,509	159,687,692
7	K08	치 아 및 지 지 구 조 의 기 타 장 애	603,738	1,785,858	3,324,639	838,173,965	588,621,929
8	K21	위 - 식 도 역 류 병	579,586	1,455,982	30,790,982	111,431,737	78,162,938
9	U07	U 0 7 의 응 급 사 용	576,083	1,310,644	5,246,509	223,827,910	187,023,627
10	M17	무 료 관 절 증	548,870	3,546,013	32,007,352	333,535,840	236,399,747
11	K29	위 염 및 십 이 지 장 염	526,221	1,101,545	16,752,978	74,849,095	53,495,055
12	K04	치 수 및 근 단 주 위 조 직 의 질 환	471,305	1,566,800	2,772,475	75,367,344	53,929,490
13	L23	엘 러 지 성 접 촉 피 부 염	457,291	1,208,491	9,509,725	42,353,370	33,494,588
14	M48	기 타 척 추 병 증	454,834	3,164,438	26,097,830	275,916,084	197,765,561
15	J30	혈 관 동 성 및 엘 러 지 성 비 염	446,431	994,725	10,006,918	39,775,446	30,509,856
16	K02	치 아 우 식	426,339	711,013	1,089,505	34,932,200	24,788,454
17	Z46	기타장치의부착및조정을위하여보건서비스와접하고있는사람	385,772	634,492	710,881	55,113,866	39,383,930
18	J06	다발성및상세불명부위의급성상기도감염	380,279	744,858	4,759,914	26,601,248	20,957,153
19	H25	노 년 백 내 장	356,065	1,087,096	4,400,124	254,916,164	197,743,966
20	H10	결 막 염	354,274	739,322	2,974,725	34,463,619	26,277,770
21	M79	달 리 분 류 되 지 않 은 기 타 연 조 직 장 애	336,921	950,838	5,680,716	37,684,516	28,083,756
22	M75	어 깨 병 변	329,931	1,746,779	10,534,427	146,197,016	104,803,653
23	B35	백 선 증	328,482	793,025	7,162,463	37,442,820	28,174,974
24	J00	급 성 비 인 두 염 [감 기]	323,546	676,830	4,176,993	18,924,403	15,031,355
25	E78	지 질 단 백 질 대 사 장 애 및 기 타 지 질 증	306,621	1,020,830	58,925,346	124,401,658	87,574,368
26	K03	치 아 경 조 직 의 기 타 질 환	294,519	454,847	786,388	28,806,862	20,425,493
27	K59	기 타 기 능 성 장 장 애	290,633	632,337	9,782,133	40,454,561	28,200,182
28	H04	눈 볼 통 계 의 장 애	275,928	605,681	3,434,039	38,187,288	27,827,197
29	H35	기 타 망 막 장 애	274,687	881,317	8,735,739	220,617,222	176,710,975
30	I20	협 심 증	268,379	1,064,081	70,719,737	429,011,490	326,305,011
31	M51	기 타 추 간 판 장 애	261,654	1,656,110	13,498,264	156,804,438	110,355,519
32	H40	녹 내 장	241,672	849,353	6,491,064	116,515,948	77,304,941
33	J02	급 성 인 두 염	233,859	436,198	2,610,176	15,328,724	12,150,754
34	A09	감염성및상세불명기원의기타위장염및결장염	228,974	476,399	3,196,687	54,521,436	40,269,654
35	J40	급성인진만성인진명시되지않은기관지염	225,518	507,282	3,774,050	26,530,398	19,497,861
36	K63	장 의 기 타 질 환	224,602	367,646	3,293,307	132,259,256	88,064,880
37	I63	뇌 경 색 증	209,212	3,148,064	54,786,056	775,070,570	589,206,610
38	J04	급 성 후 두 염 및 기 관 염	208,776	448,018	2,904,837	16,833,674	13,236,337
39	M47	척 추 증	201,896	1,122,195	6,411,273	77,361,265	56,862,744
40	R10	복 부 및 골 반 통 증	194,028	354,727	3,985,269	47,358,165	29,420,625
41	J03	급 성 편 도 염	193,999	375,741	2,164,222	13,448,528	10,630,234
42	L50	두 드 러 기	192,052	464,408	4,660,506	17,588,263	13,431,287
43	S33	요추및골반의관절및인대의탈구,염좌및긴장	191,219	666,927	3,329,442	36,186,328	26,643,841
44	K58	과 민 대 장 증 후 군	184,959	336,435	3,481,138	26,656,029	18,686,658
45	H60	외 이 염	177,581	500,826	1,571,632	13,736,812	11,033,293
46	F00	알 츠 하 이 머 병 에 서 의 치 매 (G 3 0 . - +)	171,822	5,329,796	34,402,340	541,514,869	402,476,526
47	M19	기 타 관 절 증	170,753	586,577	7,696,434	53,083,399	36,277,586
48	Z11	감염성및기생충성질환에대한특수선택검사	167,301	484,736	968,848	13,118,036	9,896,198
49	M13	기 타 관 절 염	160,362	565,312	5,547,592	32,364,308	23,683,493
50	L30	기 타 피 부 염	158,466	369,985	3,964,032	16,569,823	11,329,874

주 : 진료일 기준 (한의학류 제외, 요양급여일수, 진료비와 급여비는 약국포함)

다빈도 상병 진료현황(남자)

in elderly man above the age of 65 (Male)

(단위 : 명, 일, 천원)

Unit : Person, Day, KRW 1,000

순위 Rank	상병 기호 I.C.D	상 병 명 Diseases	진료실인원수 Patients	입내원일수 Visits	요양급여일수 Reimbursed Days	진료비 Medical Expense	급여비 Benefit
51	M25	달 리 분 류 되 지 않 은 기 타 관 절 장 애	157,294	525,764	3,591,769	26,135,855	18,697,615
52	H81	전 정 기 능 의 장 애	155,217	433,357	7,366,615	50,163,418	33,712,353
53	R42	어 지 럼 증 및 어 지 럼	146,782	308,774	6,075,654	44,409,057	27,250,539
54	M65	윤 활 막 염 및 힘 줄 윤 활 막 염	142,881	481,930	2,681,076	23,532,564	17,192,308
55	H16	각 막	142,418	334,249	1,551,815	19,522,360	14,083,547
56	G47	수 면 장 애	136,314	488,377	12,383,605	30,980,606	22,299,244
57	N18	만 성 신 장 병	133,153	4,152,055	33,569,943	914,762,969	793,014,073
58	H52	굴 절 및 조 절 의 장 애	131,301	211,230	1,122,996	20,338,263	14,590,219
59	R07	목 구멍 및 가 숨 의 통 증	131,297	248,554	5,822,428	45,960,415	29,105,393
60	J01	급 성 부 비 동 염	129,846	284,293	1,824,261	12,395,243	9,391,351
61	L03	연 조 직 염	127,313	407,972	1,899,180	29,207,587	21,482,705
62	S02	두 개 골 및 안 면 골 의 골 절	124,057	224,166	460,822	17,069,959	11,934,842
63	L21	지 루 피 부 염	123,812	282,033	2,486,393	10,680,082	8,136,600
64	M50	경 추 간 판 장 애	122,857	710,483	4,714,429	58,173,394	41,283,768
65	H90	전 음 성 및 감 각 신 경 성 청 력 소 실	122,017	226,090	1,822,741	21,975,502	13,449,851
66	J44	기 타 만 성 폐 색 성 폐 질 환	120,889	714,158	16,467,828	146,984,465	103,517,974
67	N31	달리분류되지않은방광의신경근육기능장애	120,588	390,529	18,961,050	49,411,402	33,529,418
68	K07	치 아 열 굴 이 상 [부 정 교 합 포 함]	118,206	185,319	470,965	7,190,312	5,197,908
69	L24	자 극 물 접 촉 피 부 염	116,778	261,194	2,034,402	9,388,598	7,278,064
70	I48	심 방 세 동 및 조 동	116,430	514,854	30,951,321	187,389,977	137,803,517
71	C61	전 립 선 의 악 성 신 생 물	116,284	1,253,686	27,042,919	459,832,799	412,337,951
72	H36	달 리 분 류 된 질 환 에 서 의 망 막 장 애	115,748	317,385	8,746,979	44,521,757	28,630,975
73	T85	기타내부인공삽입장치,삽입물및이식편의합병증	115,352	164,783	305,563	17,030,687	12,890,529
74	J45	천 식	113,362	410,206	8,248,363	43,334,757	30,080,895
75	E14	상 세 불 명 의 당 뇨 병	111,849	599,525	21,691,352	94,898,388	66,637,402
76	D12	결장, 직장, 항문및항문관의양성신생물	110,537	200,992	2,413,010	50,775,669	33,186,820
77	J18	상 세 불 명 병 원 체 의 폐 렴	109,884	1,182,395	3,513,887	377,671,745	297,549,920
78	I25	만 성 허 혈 심 장 병	107,058	381,375	25,719,426	172,956,899	132,467,753
79	M77	기 타 골 부 착 부 병 증	106,635	368,769	2,166,340	17,311,389	12,478,362
80	K52	기 타 비 감 염 성 위 장 염 및 결 장 염	104,559	175,071	1,208,862	9,981,749	7,520,951
81	M10	통 풍	103,397	386,794	12,752,358	26,239,212	18,051,966
82	K12	구 내 염 및 관 련 병 변	102,632	196,064	801,308	6,576,670	5,081,711
83	J32	만 성 부 비 동 염	100,702	284,613	1,802,444	21,412,968	15,374,020
84	H26	기 타 백 내 장	100,362	244,235	1,336,542	66,083,934	46,886,244
85	F06	뇌손상,뇌기능이상및신체질환에의한기타정신장애	97,144	345,429	14,255,249	45,851,957	30,417,858
86	K25	위 궤 양	94,690	241,703	4,115,693	36,946,916	27,024,787
87	H61	외 이 의 기 타 장 애	90,937	150,340	396,019	6,638,149	4,795,486
88	Z96	기 타 기 능 성 삽 입 물 의 존 재	89,835	273,861	1,094,630	19,314,456	13,404,811
89	B02	대 상 포 진	89,322	321,882	2,166,797	26,530,365	19,150,118
90	L02	피 부 의 농 양 , 종 기 및 근 종 기	88,404	261,354	1,204,168	12,035,073	9,072,559
91	K30	기 능 성 소 화 불 량	87,259	161,566	2,239,213	9,966,091	6,853,782
92	R51	두 통	86,853	162,169	3,163,012	18,809,239	10,896,027
93	K76	간 의 기 타 질 환	86,490	156,786	2,958,469	21,798,220	15,065,022
94	H11	결 막 의 기 타 장 애	86,191	145,631	575,743	10,186,610	7,146,615
95	F41	기 타 불 안 장 애	79,840	432,682	9,863,816	24,976,996	18,618,297
96	R91	폐 의 진 단 영 상 검 사 상 이 상 소 견	79,066	170,207	1,021,319	24,056,312	13,800,097
97	R73	혈 당 치 상 승	75,901	128,320	2,763,639	9,162,382	6,250,439
98	I67	기 타 뇌 관 절 환	74,433	280,423	10,746,092	81,677,706	58,887,456
99	F51	비 기 질 성 수 면 장 애	73,410	385,754	8,898,980	18,858,342	14,182,389
100	Z20	전 염 성 질 환 에 접 촉 및 노 출	72,299	132,968	435,546	5,614,057	4,383,462

Note : Based on the Treatment Month (excluding herbal medicine, including pharmacy in Reimbursed Days, Medical Expense and Benefit)

순위 Rank	상병 기호 I.C.D	상 병 명 Diseases	진료실인원수 Patients	입내원일수 Visits	요양급여일수 Reimbursed Days	진료비 Medical Expense	급여비 Benefit
1	K05	치 은 염 및 치 주 질 환	2,209,074	5,573,973	11,311,189	281,545,113	200,094,557
2	I10	분 태 성 (원 발 성) 고 혈 압	2,039,586	15,263,946	568,808,187	1,426,750,121	1,039,864,492
3	J20	급 성 기 관 지 염	1,458,847	3,691,852	24,311,078	143,768,681	112,386,625
4	M17	무 료 관 절 증	1,340,083	10,106,287	86,881,477	1,127,108,295	815,750,918
5	M54	등 통 증	1,145,105	7,121,855	39,912,015	399,729,439	297,239,750
6	E11	2 형 당 뇨 병	876,585	6,385,200	228,455,755	851,576,166	604,236,179
7	U07	U 0 7 의 응 급 사 용	870,119	1,925,447	8,189,352	258,071,224	216,125,633
8	M48	기 타 척 추 병 증	820,579	5,757,374	47,757,593	480,610,711	349,474,644
9	K21	위 - 식 도 역 류 병	812,403	2,005,231	40,410,204	149,426,741	106,612,852
10	K29	위 염 및 십 이 지 장 염	775,800	1,617,486	23,374,326	103,410,311	75,302,887
11	M81	병 적 골 절 이 없 는 골 다 공 증	772,709	2,268,317	67,998,937	226,487,209	157,119,480
12	E78	지 질 단 백 질 대 사 장 애 및 기 타 지 질 증	645,413	2,463,937	135,080,692	264,040,555	187,063,132
13	K08	치 아 및 지 지 구 조 의 기 타 장 애	630,204	1,869,719	3,458,581	877,965,108	617,577,012
14	L23	엘 러 지 성 접 축 피 부 병	582,332	1,299,947	8,706,328	42,644,634	34,296,211
15	M79	달 리 분 류 되 지 않 은 기 타 연 조 직 장 애	558,075	1,667,037	10,929,127	68,256,029	50,928,240
16	H10	결 막 염	553,554	1,156,649	5,070,073	56,381,364	42,975,847
17	J06	다 발 성 및 상 세 불 명 부 위 의 급 성 상 기 도 감 염	523,715	1,038,244	6,762,635	37,346,980	29,527,616
18	M75	어 깨 병 변	518,775	2,827,243	16,385,236	227,755,035	165,345,784
19	H04	눈 물 계 통 의 장 애	512,234	1,117,457	6,294,109	73,499,769	54,167,299
20	K02	치 아 우 식	502,639	810,548	1,210,918	38,955,341	27,843,356
21	H25	노 년 백 내 장	493,227	1,502,103	5,682,933	343,024,886	267,039,250
22	J30	혈 관 운 동 성 및 엘 러 지 성 비 염	473,411	949,004	9,075,364	38,293,940	29,701,046
23	K04	치 수 및 근 단 주 위 조 직 의 질 환	462,738	1,473,972	2,546,373	70,271,886	50,495,699
24	J00	급 성 비 인 두 염 [감 기]	445,715	946,168	5,901,617	26,322,429	21,061,926
25	F00	알 츠 하 이 머 병 에 서 의 치 매 (G 3 0 . - +)	438,661	18,032,934	99,093,495	1,735,794,248	1,294,031,934
26	M51	기 타 척 추 간 판 장 애	429,598	2,705,360	21,726,533	241,038,132	171,742,754
27	Z46	기타장치의부착및조정을위하여보건서비스와접하고있는사람	417,212	661,114	743,409	58,091,747	41,595,070
28	N30	방 광	417,048	1,113,432	10,306,533	66,104,880	48,219,617
29	H35	기 타 망 막 장 애	383,052	1,038,797	11,215,667	216,190,091	164,991,505
30	M19	기 타 관 절 증	349,347	1,275,044	20,886,906	146,732,348	100,604,530
31	M47	척 추 증	344,012	2,014,996	11,637,708	130,119,955	96,589,784
32	R10	복 부 및 골 반 통 증	333,565	595,175	6,478,356	76,638,749	48,588,426
33	J02	급 성 인 두 염	332,464	628,711	3,793,524	22,204,353	17,675,615
34	A09	감염성및상세불명기원의기타위장염및결장염	326,358	732,997	4,760,001	91,048,655	67,496,775
35	B35	백 선 증	320,716	765,207	6,680,016	36,527,079	27,696,271
36	M13	기 타 관 절 염	312,902	1,170,765	11,835,414	74,041,284	54,602,185
37	K59	기 타 기 능 성 장 애	312,729	600,321	8,737,980	41,012,300	29,050,112
38	H81	전 정 기 능 의 장 애	309,393	852,239	13,590,352	98,549,730	67,471,610
39	K03	치 아 경 조 직 의 기 타 질 환	301,805	453,292	770,837	26,858,775	19,189,992
40	J40	급성인지만성인지명시되지않은기관지염	296,636	672,825	4,944,981	36,098,389	26,916,936
41	H40	녹 내 장	295,673	959,335	7,732,980	134,073,752	90,210,052
42	J04	급 성 후 두 염 및 기 관 염	286,562	611,453	3,880,804	22,792,826	18,009,884
43	M25	달 리 분 류 되 지 않 은 기 타 관 절 장 애	279,748	1,026,849	7,074,066	50,966,739	36,865,919
44	S33	요추및골반의관절및인대의탈구,염좌및긴장	279,635	1,075,871	5,318,048	60,041,122	44,506,114
45	J03	급 성 편 도 염	279,600	545,186	3,165,517	19,823,004	15,671,412
46	L50	두 드 러 기	260,122	553,524	5,103,658	20,457,181	15,733,848
47	Z11	감염성및기생충성질환에대한특수선별검사	255,358	676,398	1,355,028	19,480,868	14,506,712
48	R42	외 지 려 증 및 어 지 려	250,696	506,807	9,145,766	71,170,418	45,141,860
49	H60	외 이 염	234,992	593,761	1,959,358	15,924,015	12,931,062
50	M65	윤 활 막 염 및 힘 줄 윤 활 막 염	233,991	813,692	4,601,790	41,074,644	30,139,841

주 : 진료일 기준 (한의학분류 제외, 요양급여일수, 진료비와 급여비는 약국포함)

다빈도 상병 진료현황(여자)

in elderly man above the age of 65(Female)

(단위 : 명, 일, 천원)

Unit : Person, Day, KRW 1,000

순위 Rank	상병 기호 I.C.D	상 병 명 Diseases	진료실인원수 Patients	임내원일수 Visits	요양급여일수 Reimbursed Days	진료비 Medical Expense	급여비 Benefit
51	H16	각막염	228,476	530,532	2,705,934	32,280,432	23,536,262
52	K58	과민대장증후군	222,780	392,451	3,856,257	29,788,149	21,060,167
53	N31	달리분류되지않은방광의신경근육기능장애	215,747	677,277	22,015,915	57,218,692	39,540,023
54	I20	협심증	199,119	813,705	51,194,503	267,277,646	197,783,225
55	K63	장 의 기 타 질 환	192,188	317,448	2,739,104	112,033,299	75,850,956
56	F06	뇌손상,뇌기능이상및신체질환에의한기타정신장애	189,786	613,538	28,914,815	83,131,811	55,912,830
57	H52	굴절 및 조절의 장애	183,537	294,526	1,698,945	29,555,999	21,207,021
58	G47	수면 장애	181,685	597,490	16,640,779	37,706,140	27,225,860
59	I63	뇌경색증	179,955	4,026,393	45,428,969	834,600,648	640,239,399
60	L30	기타피부염	169,891	330,985	2,645,684	13,160,193	9,568,169
61	R51	두통	167,841	313,033	6,414,386	38,803,874	23,001,373
62	J01	급성부비동염	166,122	350,585	2,164,229	15,520,196	11,785,567
63	M50	경추간판장애	165,366	889,970	5,386,349	62,912,007	45,265,288
64	J45	천식	162,654	624,851	12,385,863	71,539,964	50,607,478
65	R07	목구멍및가슴의통증	162,588	306,483	7,365,021	54,009,881	34,075,001
66	F32	우울에피소드	160,809	1,235,427	28,860,459	85,365,543	63,484,157
67	H26	기타백내장	157,849	371,112	2,165,202	99,678,035	70,810,467
68	G31	달리분류되지않은신경계통의기타퇴행성질환	156,104	525,812	21,709,844	54,788,949	40,429,953
69	F41	기타불안장애	154,909	823,119	18,925,557	48,706,803	36,487,918
70	L03	연조직염	154,508	437,255	2,091,023	30,527,308	22,746,715
71	B02	대상포진	147,082	486,313	3,119,718	41,291,185	30,092,740
72	N95	폐경및기타폐경전후장애	144,558	394,875	16,525,840	24,037,595	16,409,423
73	K52	기타비감염성위장염및결장염	143,601	243,006	1,619,689	13,534,638	10,281,341
74	K12	구내염및관련병변	142,566	271,540	1,173,000	9,468,061	7,322,500
75	E03	기타갑상선기능저하증	141,511	589,789	34,490,330	60,122,236	40,209,411
76	L24	자극물접촉피부염	140,320	267,620	1,739,235	8,880,526	7,041,640
77	Z96	기타기능성삽입물의존재	139,428	409,204	1,946,384	30,052,536	20,874,566
78	I67	기타뇌혈관질환	138,419	578,334	21,031,077	189,314,415	141,595,775
79	S22	늑골, 흉골및흉추의골절	136,488	1,032,761	6,864,727	157,066,486	112,593,316
80	K30	기능성소화불량	135,386	240,452	3,090,744	13,955,696	9,839,783
81	H36	달리분류된질환에서의망막장애	134,331	367,279	10,733,055	48,256,672	31,979,524
82	N39	비뇨계통의기타장애	131,633	582,174	6,695,598	122,286,328	91,945,582
83	M77	기타골부착부병증	130,624	448,739	2,589,102	21,487,981	15,582,316
84	K07	치아열굴이상 [부정교합포함]	129,030	227,260	718,958	9,484,729	6,732,087
85	H90	전음성및감각신경성청력소실	126,608	227,813	1,767,106	22,368,350	14,225,557
86	J32	만성부비동염	124,518	330,101	1,984,219	22,641,952	16,426,775
87	S02	두개골및안면골의골절	120,084	208,602	415,840	12,598,262	8,881,139
88	I61	외이기의타장애	119,302	184,877	519,510	8,323,285	6,116,184
89	S23	흉곽의관절및인대의탈구, 염좌및긴장	115,946	240,264	1,258,392	12,549,411	9,148,144
90	K25	위궤양	115,539	291,053	4,753,881	38,142,388	28,010,005
91	E14	상세불명병의당뇨병	114,850	614,801	21,717,934	91,963,194	64,697,137
92	S32	요추및골반의골절	114,374	1,289,548	9,382,117	214,441,575	153,726,321
93	I11	고혈압성심장병	113,215	519,087	27,457,137	80,794,066	54,845,964
94	K76	간의기타질환	111,600	192,744	3,347,735	26,215,803	17,897,867
95	S93	발목및발부위의관절및인대의탈구, 염좌및긴장	110,706	326,875	1,470,844	16,871,151	12,299,260
96	J18	상세불명병원체의폐렴	110,192	1,022,735	2,963,771	273,327,315	213,275,353
97	B00	헤르페스바이러스 [단순헤르페스] 감염	107,696	187,137	1,138,813	8,276,743	6,335,968
98	G44	기타두통증후군	106,571	236,402	4,916,436	27,878,612	17,492,599
99	R73	혈당치상승	106,331	180,314	4,518,327	13,668,592	9,177,042
100	E04	기타비독성고이터	105,339	234,324	6,822,819	24,451,323	14,251,468

Note : Based on the Treatment Month (excluding herbal medicine, including pharmacy in Reimbursed Days, Medical Expense and Benefit)

제VI-11표

Table VI-11

65세이상 노인 질병소분류별

Inpatient Benefits by Frequency of Disease

순위 Rank	상병 기호 I.C.D	상 병 명 Diseases	진료실인원수 Patients	입내원일수 Visits	요양급여일수 Reimbursed Days	진료비 Medical Expense	급여비 Benefit
1	H25	노년 백내장	245,381	386,316	527,674	425,620,268	341,021,890
2	U07	U O 7 의 응급사 용	130,949	1,144,852	1,607,134	363,761,819	306,491,309
3	F00	알츠하이머병에서의치매 (G30.-+)	122,302	20,325,270	20,634,598	1,757,529,912	1,322,614,808
4	J18	상세 불명 병원체의 폐렴	108,218	1,870,853	2,602,267	619,257,320	490,839,827
5	Z11	감염성및기생충성질환에대한특수선택검사	99,950	649,921	740,491	10,734,479	8,644,881
6	M17	무릎 관절 증	82,832	1,888,957	3,402,161	698,838,265	531,496,481
7	I63	뇌 경색 증	80,060	5,621,595	6,965,288	1,229,344,178	978,958,747
8	M48	기타 척추 병 증	74,326	885,025	2,069,533	231,548,804	172,659,622
9	S32	요추 및 골반의 골절	62,121	1,162,576	2,038,171	226,101,773	167,020,620
10	M51	기타 추간판 장애	54,008	531,696	1,301,869	149,497,542	111,021,568
11	A09	감염성및상세불명기원의기타위장염및결장염	53,570	343,390	700,864	97,033,266	74,087,927
12	R42	어지럼증 및 어지럼	53,460	108,595	302,893	41,065,145	28,230,852
13	S22	늑골, 흉골 및 흉추의 골절	52,699	815,806	1,436,805	162,394,799	120,138,002
14	I20	협심증	51,853	261,732	1,058,626	286,505,439	256,749,733
15	S72	대퇴골의 골절	49,447	2,171,947	3,092,409	544,309,664	413,059,915
16	A41	기타 패혈증	49,213	1,020,991	1,129,988	278,923,700	225,084,487
17	E11	2형 당뇨병	40,664	727,392	1,320,114	136,025,033	104,526,641
18	M75	어깨 병변	38,483	381,414	874,712	153,245,652	114,337,073
19	K80	담석증	38,399	421,872	920,042	271,157,833	206,089,189
20	C34	기관지 및 폐의 악성 신 생물	36,765	983,858	1,645,378	456,066,026	409,050,133
21	Z03	의심되는 질병 및 병태를 위한 의학 적 관찰 및 평가	35,101	176,258	286,600	19,900,412	15,097,725
22	N39	비뇨계통의 기타 장애	34,454	406,666	705,212	136,120,823	106,048,880
23	H26	기타 백내장	34,334	53,300	198,351	61,905,455	49,640,508
24	S52	아래 팔의 골절	34,146	379,414	727,803	133,710,682	100,066,536
25	N18	만성 신장 병	34,068	1,659,378	2,028,314	393,575,640	337,893,075
26	Z51	기타의학 적 관리 를 위하여 보건 서비스와 접하고 있는 사람	31,280	565,376	1,892,921	320,587,452	296,613,517
27	S06	두개 내 손상	30,752	906,277	1,278,900	289,136,684	235,582,422
28	I50	심부전	29,829	538,865	906,274	188,937,917	151,718,433
29	G81	편마비	28,224	4,573,005	4,767,269	564,590,451	434,945,933
30	H81	전정기능 장애	27,712	107,422	295,983	34,391,463	24,104,377
31	R10	복부 및 골반 통증	26,544	65,833	183,359	23,674,223	17,460,462
32	S82	발목을 포함한 아래 다리의 골절	26,099	480,025	781,436	121,739,599	90,959,551
33	R50	기타 및 원인 미상의 열	24,830	133,501	225,220	30,209,203	22,650,218
34	G20	파킨슨 병	24,148	2,960,285	3,134,133	339,040,273	281,116,506
35	C16	위악성 신 생물	23,825	566,476	1,034,935	239,699,799	212,553,476
36	I10	본태성 (원발성) 고혈압	23,572	671,807	1,060,489	64,837,653	47,863,807
37	R07	목구멍 및 가슴의 통증	23,004	42,390	164,507	25,120,586	19,390,969
38	C22	간 및 간내담관의 악성 신 생물	22,460	519,133	1,160,046	275,613,538	247,139,078
39	N10	급성 세뇨관-간질 신장염	22,447	284,706	498,930	92,718,414	71,111,907
40	N40	전립선 증식증	22,220	105,742	331,898	47,410,070	36,145,001
41	I67	기타 뇌혈관 질환	22,194	246,950	590,528	145,285,664	123,550,482
42	K64	치핵 및 항문 주위 정맥 혈전증	22,174	57,682	111,843	29,038,439	22,272,508
43	K63	장외기타 질환	21,762	91,751	226,463	50,562,379	39,253,556
44	J15	달리 분류되지 않은 세균성 폐렴	21,376	409,185	508,086	106,808,761	84,779,596
45	C61	전립선의 악성 신 생물	20,669	377,391	635,818	109,356,835	96,505,405
46	Z20	전염성 질환에 접 촉 및 노출	20,449	89,566	106,647	2,328,190	1,859,380
47	M54	등통증	18,671	127,953	241,854	27,506,000	20,321,110
48	I25	만성 허혈성 심장 병	18,059	116,050	426,304	120,607,995	107,147,251
49	K92	소화계통의 기타 질환	17,739	114,187	245,752	52,730,561	41,222,224
50	I21	급성 심근 경색증	17,480	182,029	403,813	244,972,620	224,634,346

주 : 진료일 기준 (한의학분류 제외)

입원 다빈도 상병 진료현황(계)

in elderly man above the age of 65(Total)

(단위 : 명, 일, 천원)

Unit : Person, Day, KRW 1,000

순위 Rank	상병 기호 I.C.D	상 병 명 Diseases	진료실인원수 Patients	입내원일수 Visits	요양급여일수 Reimbursed Days	진료비 Medical Expense	급여비 Benefit
51	R06	호 흡 의 이 상	17,477	98,205	160,337	25,018,281	19,176,411
52	K40	사 타 구 니 탈 장	16,911	61,147	143,151	44,405,692	33,990,159
53	I48	심 방 세 동 및 조 동	16,791	139,585	363,920	116,534,010	102,594,776
54	N17	급 성 신 부 전	16,523	258,901	407,723	108,701,210	86,440,509
55	J69	고 체 및 액 체 에 의 한 폐 렴	16,509	388,024	524,444	155,840,817	125,180,303
56	C18	결 장 의 악 성 신 생 물	16,268	533,617	881,891	215,489,681	192,260,159
57	J44	기 타 만 성 폐 색 성 폐 질 환	15,854	398,797	567,432	93,137,418	72,251,162
58	S33	요추및골반의관절및인대의탈구, 염좌및긴장	15,170	106,406	170,800	14,797,187	11,059,126
59	R55	실 신 및 허 탈	14,826	32,836	78,363	17,172,288	12,326,809
60	S42	어 깨 및 위 팔 의 골 절	14,642	235,285	402,580	76,176,944	56,883,006
61	N20	신 장 및 요 관 의 결 석	14,467	60,845	178,717	43,020,109	33,060,625
62	D12	결장, 직장, 항문및항문관의양성신생물	14,303	45,802	125,851	23,590,661	18,309,932
63	I61	뇌 내 출 혈	14,126	1,495,307	1,723,346	338,592,544	277,085,206
64	M43	기 타 변 형 성 등 병 증	13,769	184,192	453,090	68,504,048	51,425,029
65	H35	기 타 망 막 장 애	13,525	43,400	95,648	46,841,316	37,481,770
66	M23	무 료 의 내 부 장 애	13,472	126,820	287,504	37,479,422	27,466,030
67	E87	수분, 전해질및산-염기균형의기타장애	13,397	119,563	231,207	41,058,509	31,834,493
68	K56	탈장 이외는마비성장폐색증및장폐색	13,182	149,313	243,063	57,506,344	44,630,172
69	R51	두 통	13,019	31,099	101,715	11,094,736	7,471,569
70	I83	하 지 의 정 맥 류	12,704	21,819	115,684	10,603,093	8,230,855
71	M19	기 타 관 절 증	12,609	201,927	433,686	81,333,186	61,021,498
72	D13	기타및부위불명소의 소화계통의양성신생물	12,532	62,065	221,495	37,646,926	29,123,702
73	K81	담 낭 염	12,077	161,682	300,234	80,367,917	60,675,177
74	K35	급 성 충 수 염	12,044	83,689	145,328	58,851,966	43,396,977
75	M50	경 추 간 판 장 애	11,878	124,177	276,729	35,590,613	26,550,495
76	S92	발 목 을 제 외 한 발 의 골 절	11,769	163,854	279,408	35,214,642	26,151,781
77	I46	심 장 정 지	11,646	52,219	61,616	49,620,927	40,507,027
78	C67	방 광 의 악 성 신 생 물	11,555	205,916	364,744	83,963,061	74,791,212
79	L03	연 조 직 염	11,050	132,633	229,020	31,541,169	23,972,466
80	E14	상 세 불 명 의 당 뇨 병	11,015	190,564	307,054	41,286,655	31,773,178
81	G45	일 과 성 뇌 허 혈 발 작 및 관 련 증 후 군	10,987	61,400	162,411	25,495,581	17,438,062
82	G47	수 면 장 애	10,965	29,859	46,457	10,238,654	8,088,667
83	C50	유 방 의 악 성 신 생 물	10,909	311,859	492,106	99,272,624	86,155,043
84	C25	체 장 의 악 성 신 생 물	10,876	411,129	868,936	176,946,472	159,728,912
85	B02	대 상 포 진	10,610	104,030	193,019	21,753,512	16,500,826
86	J20	급 성 기 관 지 염	10,536	71,494	144,886	13,587,772	10,279,959
87	J40	급성인지만성인지명시되지않은기관지염	9,543	73,027	151,853	15,273,323	11,577,270
88	C67	천 식	9,201	173,097	258,227	30,316,837	23,136,076
89	K59	기 타 기 능 성 장 장 애	9,170	37,074	99,581	9,068,800	6,914,484
90	K25	위 궤 양	9,133	88,139	201,437	37,964,632	29,629,647
91	K83	담 도 의 기 타 질 환	8,904	98,780	219,222	54,740,400	43,986,592
92	K29	위 염 및 십 이 지 장 염	8,893	35,491	91,758	9,762,476	7,431,685
93	S62	손 목 및 손 부 위 의 골 절	8,846	69,010	141,165	19,343,417	14,377,440
94	Z47	기타정형외과적치료위하여보건의서비스와접하고있는사람	8,590	48,732	140,268	17,603,458	13,179,794
95	A04	기 타 세 균 성 장 감 염	8,570	112,818	190,613	36,917,977	29,191,369
96	J90	달 리 분 류 되 지 않 은 흉 막 삼 출 액	8,048	118,524	184,067	45,661,549	36,388,022
97	C20	직 장 의 악 성 신 생 물	7,858	260,902	430,935	98,260,644	87,742,039
98	S10	확진된계절성인플루엔자바이러스에의한인플루엔자	7,688	47,987	93,056	18,675,674	14,985,913
99	J83	무 료 의 관 절 및 인 대 의 탈 구 , 염좌및긴장	7,522	81,910	147,740	17,262,893	12,608,458
100	J96	달 리 분 류 되 지 않 은 호 흡 부 전	7,491	212,851	280,213	104,906,948	83,909,458

Note : Based on the Treatment Month (excluding herbal medicine)

순위 Rank	상병 기호 I.C.D	상 병 명 Diseases	진료실인원수 Patients	입내원일수 Visits	요양급여일수 Reimbursed Days	진료비 Medical Expense	급여비 Benefit
1	H25	노년 백내장	107,863	166,860	231,305	183,058,291	146,606,896
2	J18	상세 불명 병원체의 폐렴	56,842	1,011,883	1,423,752	360,169,571	286,692,447
3	U07	U 0 7 의 응급 사용	56,250	493,670	696,707	177,363,024	149,102,978
4	Z11	감염 및 기생충성 질환에 대한 특수 선별 검사	48,944	315,730	361,571	5,258,908	4,253,125
5	I63	뇌 경색 증	39,637	2,307,842	3,002,466	567,133,901	453,222,165
6	F00	알츠하이머 병에서의 치매 (G 3 0 . - +)	33,933	4,540,658	4,650,957	402,147,446	303,931,400
7	I20	협심증	32,580	143,766	664,766	191,171,695	172,538,934
8	M48	기타 척추 병증	28,432	305,215	775,073	90,371,103	67,336,237
9	C34	기관지 및 폐의 악성 신 생물	25,444	651,959	1,122,107	324,990,588	292,413,357
10	N40	전립선 증식증	22,220	105,742	331,898	47,410,070	36,145,001
11	M51	기타 추간판 장애	22,116	208,919	533,118	63,105,390	46,767,783
12	C61	전립선의 악성 신 생물	20,669	377,391	635,818	109,356,835	96,505,405
13	E11	2형 당뇨병	20,157	313,102	673,046	68,243,907	52,657,759
14	R42	어지럼증 및 어지럼	19,914	39,044	110,679	15,504,656	10,605,910
15	A09	감염성 및 상설 불명 기원의 기타 위장염 및 결장염	19,497	117,051	244,728	34,627,380	26,463,234
16	K80	담석증	19,354	198,966	450,012	137,901,484	104,846,717
17	A41	기타 패혈증	19,017	392,830	437,595	121,011,969	98,473,896
18	Z03	의심되는 질병 및 병태를 위한 의학 적 관찰 및 평가	18,905	92,641	161,345	12,218,675	9,270,785
19	N18	만성 신장 병	18,399	714,111	920,789	190,218,408	163,672,436
20	Z51	기타 의학 적 관리 를 위하여 보건 서비스 와 접 하고 있는 사람	18,095	314,261	1,061,416	186,647,167	173,309,510
21	M17	무릎 관절 증	17,409	329,896	624,512	130,525,321	99,017,379
22	S06	두개 내 손상	16,710	535,533	755,833	181,872,701	148,937,628
23	C22	간 및 간 내 담관의 악성 신 생물	16,165	351,406	827,513	197,922,535	177,495,571
24	C16	위 의 악성 신 생물	16,103	357,450	688,055	163,160,811	144,832,270
25	K40	사타구니 탈장	16,059	57,328	135,053	41,809,978	32,026,512
26	M75	어깨 병변	15,610	142,058	338,010	61,163,378	45,555,426
27	H26	기타 백내장	15,076	22,692	84,969	26,588,129	21,311,881
28	S22	늑골, 흉골 및 흉추의 골절	13,884	182,435	325,194	41,267,584	30,740,105
29	S32	요추 및 골반의 골절	13,582	228,633	416,524	51,565,401	38,340,930
30	J44	기타 만성 폐색성 폐 질환	12,394	273,238	408,653	70,954,922	55,144,652
31	K63	장 의 기 타 질 환	12,028	44,976	116,288	25,886,209	20,128,625
32	G81	편마비	11,892	1,734,716	1,831,257	223,647,301	172,546,963
33	I25	만성 허혈성 심장 병	11,827	68,434	281,363	85,368,076	76,431,073
34	I50	심부전	11,813	179,066	332,476	80,579,153	65,776,381
35	S72	대퇴골의 골절	11,478	438,908	646,938	126,041,807	96,114,785
36	I21	급성 심근 경색 증	11,456	107,690	258,388	167,572,312	154,113,449
37	K64	치핵 및 항문 주위 정맥 혈전 증	11,385	29,099	57,720	14,901,786	11,430,734
38	R07	목구멍 및 가슴 의 통증	11,298	19,537	80,236	12,164,446	9,462,933
39	R50	기타 및 원인 미 상 의 열	11,206	55,741	99,749	14,058,587	10,580,999
40	R10	복부 및 골반 통증	10,789	24,848	71,769	9,346,969	6,902,376
41	J15	달리 분류 되지 않은 세균성 폐렴	10,704	208,817	260,385	58,474,555	46,611,828
42	Z20	전염성 질환에 접촉 및 노출	9,744	41,050	48,996	990,134	795,232
43	C67	방광 의 악성 신 생물	9,444	157,724	289,201	67,787,154	60,389,125
44	J69	고체 및 액체에 의한 폐렴	9,437	233,547	317,184	99,431,939	80,024,891
45	H81	전정 기능 의 장애	9,321	33,756	96,480	11,540,123	8,010,275
46	I10	본태성 (원발성) 고혈압	9,257	192,642	440,363	19,716,317	14,648,218
47	G20	파킨슨 병	9,095	835,587	910,463	104,818,389	87,415,867
48	I48	심방 세동 및 조동	8,990	61,201	189,279	70,016,431	62,514,962
49	C18	결장 의 악성 신 생물	8,874	264,103	463,367	118,573,989	105,924,224
50	R06	호흡 의 이상	8,590	38,818	71,324	11,272,949	8,676,588

주 : 진료일 기준 (한의학 제외)

입원 다빈도 상병 진료현황(남자)

in elderly man above the age of 65 (Male)

(단위 : 명, 일, 천원)

Unit : Person, Day, KRW 1,000

순위 Rank	상병 기호 I.C.D	상 병 명 Diseases	진료실인원수 Patients	입내원일수 Visits	요양급여일수 Reimbursed Days	진료비 Medical Expense	급여비 Benefit
51	K92	소 화 계 통 의 기 타 질 환	8,439	49,613	113,767	25,345,932	19,948,684
52	N39	비 뇨 계 통 의 기 타 장 애	8,336	108,476	189,317	38,059,258	29,801,822
53	D12	결장, 직장, 항문 및 항문관의 양성 신 생물	8,273	25,908	71,907	13,485,207	10,482,855
54	N17	급 성 신 부 전	8,096	115,683	187,913	53,507,100	42,727,441
55	N20	신 장 및 요 관 의 결 석	7,971	29,821	95,002	22,924,716	17,644,310
56	S82	발 목 을 포 함 한 아 래 다 리 의 골 절	7,876	133,700	224,346	38,550,579	28,844,307
57	D13	기타 및 부위 불명의 소화계통의 양성 신 생물	7,824	37,830	139,336	23,255,325	18,047,934
58	R55	실 신 및 허 탈	7,538	16,105	38,506	8,716,264	6,272,329
59	K56	탈장 이 없는 마 비 성 장 폐 색 및 장 폐 색	6,975	76,548	126,564	30,593,800	23,833,032
60	I46	심 장 정 지	6,910	30,523	36,434	31,489,838	25,904,535
61	I67	기 타 뇌 혈 관 질 환	6,613	69,751	163,468	39,644,153	33,295,697
62	G47	수 면 장 애	6,425	15,936	25,871	6,019,226	4,765,503
63	I61	뇌 내 출 혈	6,317	592,674	691,760	146,625,448	120,619,487
64	H35	기 타 망 막 장 애	6,185	18,386	42,708	21,208,205	16,993,692
65	M54	등 통 증	6,091	40,022	87,894	10,012,732	7,367,620
66	K81	담 낭 염	5,918	73,415	143,176	40,036,749	30,200,705
67	E14	상 세 불 명 의 당 뇨 병	5,703	87,574	158,020	23,024,146	17,799,560
68	K35	급 성 충 수 염	5,683	39,409	69,122	28,361,614	20,978,418
69	M50	경 추 간 판 장 애	5,673	62,143	141,760	20,396,205	15,223,830
70	L03	연 조 직 염	5,554	63,630	112,437	15,513,132	11,755,496
71	C25	체 장 의 악 성 신 생 물	5,447	191,938	430,909	89,971,122	81,252,974
72	I83	하 지 의 정 맥 류	5,129	9,239	45,314	4,680,809	3,629,070
73	G45	일 과 성 뇌 허 혈 발 작 및 관 련 증 후 군	4,984	24,718	70,879	11,607,814	7,933,352
74	C20	직 장 의 악 성 신 생 물	4,946	144,111	257,695	61,373,139	54,877,426
75	S52	아 래 팔 의 골 절	4,870	50,493	97,459	18,664,065	13,905,463
76	J84	기 타 간 질 성 폐 질 환	4,836	93,041	151,914	42,172,199	35,441,860
77	S33	요추 및 골반의 관절 및 인대의 탈구, 염좌 및 긴장	4,812	32,029	54,420	4,801,663	3,573,854
78	E87	수분, 전해질 및 산-염기 균형의 기타 장애	4,747	40,030	79,978	14,950,232	11,652,711
79	K83	담 도 의 기 타 질 환	4,650	49,849	115,757	28,991,804	23,422,932
80	I65	뇌경색증을 유발하지 않은 뇌전동맥의 폐쇄 및 협착	4,603	39,377	122,751	27,771,198	23,577,552
81	K25	위 궤 양	4,597	40,858	99,748	19,521,045	15,254,716
82	C24	담도의 기타 및 상세 불명 부분의 악성 신 생물	4,409	156,774	287,598	84,607,404	76,451,251
83	J90	달 리 분 류 되 지 않 은 흉 막 삼 출 액	4,338	59,349	94,674	24,925,429	19,967,535
84	M23	무 림 의 내 부 장 애	4,313	33,972	81,482	10,964,070	8,021,243
85	S62	손 목 및 손 부 위 의 골 절	4,311	31,281	65,614	9,434,867	7,007,029
86	J96	달 리 분 류 되 지 않 은 호흡 부 전	4,255	112,516	151,162	62,875,440	50,419,925
87	S01	머 리 의 열 린 상 처	4,249	11,663	27,204	4,138,147	2,997,637
88	M43	기 타 변 형 성 등 병 증	4,237	50,039	132,276	20,896,352	15,699,078
89	R51	두 통	4,137	9,111	30,538	3,425,179	2,309,836
90	F10	알콜 사 용 에 의 한 정 신 및 행 동 장 애	4,088	555,772	607,936	55,106,968	41,494,189
91	K59	기 타 기 능 성 장 장 애	4,051	15,798	45,175	3,831,295	2,931,178
92	S92	발 목 을 제 외 한 발 의 골 절	3,983	54,710	93,737	13,242,571	9,837,075
93	J20	급 성 기 관 지 염	3,977	25,517	53,171	5,100,401	3,850,664
94	S42	어 깨 및 위 팔 의 골 절	3,966	52,223	95,406	18,397,142	13,705,297
95	N10	급 성 세 뇨 관 - 간 질 신 장 염	3,807	51,529	91,576	17,924,784	13,862,800
96	B02	대 상 포 진	3,773	35,165	66,911	7,791,429	5,916,830
97	J40	급성 인지만성 인지명시되지 않은 기관지염	3,722	25,959	56,682	5,769,478	4,370,133
98	I71	대 동 맥 동 맥 류 및 박 리	3,617	57,800	106,690	81,974,718	71,883,872
99	I70	죽 상 경 화 증	3,552	46,142	100,326	35,398,411	27,732,517
100	R04	기 도 출 혈	3,418	13,848	30,872	8,703,985	6,824,795

Note : Based on the Treatment Month (excluding herbal medicine)

순위 Rank	상병 기호 I.C.D	상 병 명 Diseases	진료실인원수 Patients	입내원일수 Visits	요양급여일수 Reimbursed Days	진료비 Medical Expense	급여비 Benefit
1	H25	노 년 백 내 장	137,518	219,456	296,369	242,561,978	194,414,993
2	F00	알츠하이머병에서의치매 (G30. - +)	88,369	15,784,612	15,983,641	1,355,382,466	1,018,683,408
3	U07	U 0 7 의 응 급 사 용	74,699	651,182	910,427	186,398,795	157,388,331
4	M17	무 료 관 절 증	65,423	1,559,061	2,777,649	568,312,944	432,479,103
5	J18	상 세 불 명 병 원 체 의 폐 령	51,376	858,970	1,178,515	259,087,749	204,147,380
6	Z11	감염성및기생충성질환에대한특수선별검사	51,006	334,191	378,920	5,475,571	4,391,756
7	S32	요 추 및 골 반 의 골 절	48,539	933,943	1,621,647	174,536,373	128,679,691
8	M48	기 타 척 추 병 증	45,894	579,810	1,294,460	141,177,701	105,323,385
9	I63	뇌 경 색 증	40,423	3,313,753	3,962,822	662,210,277	525,736,582
10	S22	늑 골 , 흉 골 및 흉 추 의 골 절	38,815	633,371	1,111,611	121,127,216	89,397,897
11	S72	대 퇴 골 의 골 절	37,969	1,733,039	2,445,471	418,267,856	316,945,129
12	A09	감염성및상세불명기원의기타위장염및결장염	34,073	226,339	456,136	62,405,886	47,624,693
13	R42	어 지 럼 증 및 어 지 럼	33,546	69,551	192,214	25,560,489	17,624,942
14	M51	기 타 추 간 판 장애	31,892	322,777	768,751	86,392,152	64,253,785
15	A41	기 타 패 혈 증	30,196	628,161	692,393	157,911,731	126,610,591
16	S52	아 래 팔 의 골 절	29,276	328,921	630,344	115,046,616	86,161,073
17	N39	비 뇨 계 통 의 기 타 장애	26,118	298,190	515,895	98,061,565	76,247,058
18	M75	어 깨 병 변	22,873	239,356	536,702	92,082,274	68,781,647
19	E11	2 형 당 뇨 병 증	20,507	414,290	647,068	67,781,126	51,868,882
20	I20	협 심 증	19,273	117,966	393,860	95,333,744	84,210,799
21	H26	기 타 백 내 장	19,258	30,608	113,382	35,317,326	28,328,626
22	K80	담 석 증	19,045	222,906	470,030	133,256,349	101,242,471
23	N10	급 성 세 뇨 관 - 간 질 신 장 염	18,640	233,177	407,354	74,793,630	57,249,107
24	H81	전 정 기 능 의 장애	18,391	73,666	199,503	22,851,340	16,094,102
25	S82	발 목 을 포 함 한 아 래 다 리 의 골 절	18,223	346,325	557,090	83,189,020	62,115,244
26	I50	심 부 전	18,016	359,799	573,798	108,358,764	85,942,052
27	G81	편 마 비	16,332	2,838,289	2,936,012	340,943,150	262,398,970
28	Z03	의심되는질병및병태를위한의학적관찰및평가	16,196	83,617	125,255	7,681,738	5,826,940
29	R10	복 부 및 골 반 통 증	15,755	40,985	111,590	14,327,253	10,558,086
30	N18	만 성 신 장 병	15,669	945,267	1,107,525	203,357,231	174,220,639
31	I67	기 타 뇌 혈 관 질 환	15,581	177,199	427,060	105,641,511	90,254,785
32	G20	파 킨 슨 병	15,053	2,124,698	2,223,670	234,221,883	193,700,640
33	I10	본 태 성 (원 발 성) 고 혈 압	14,315	479,165	620,126	45,121,336	33,215,588
34	S06	두 개 내 손 상	14,042	370,744	523,067	107,263,983	86,644,794
35	R50	기 타 및 원 인 미 상 의 열	13,624	77,760	125,471	16,150,617	12,069,219
36	Z51	기타의학적관리를위하여보건서비스와접하고있는사람	13,185	251,115	831,505	133,940,285	123,304,008
37	M54	등 통 증	12,580	87,931	153,960	17,493,268	12,953,490
38	R07	목 구멍 및 가 습 의 통 증	11,706	22,853	84,271	12,956,140	9,928,036
39	C34	기 관 지 및 폐 의 악 성 신 생 물	11,321	331,899	523,271	131,075,438	116,636,775
40	C50	유 방 의 악 성 신 생 물	10,801	309,501	488,341	98,262,821	85,262,521
41	K64	치 핵 및 항 문 주 위 정 맥 혈 전 증	10,789	28,583	54,123	14,136,653	10,841,774
42	Z20	전 염 성 질환 에 접 촉 및 노출	10,705	48,516	57,651	1,338,056	1,064,148
43	S42	어 깨 및 위 팔 의 골 절	10,676	183,062	307,174	57,779,802	43,177,710
44	J15	달 리 분 류 되 지 않 은 세 균 성 폐 령	10,672	200,368	247,701	48,334,206	38,167,768
45	S33	요추및골반의관절및인대의탈구, 염좌및긴장	10,358	74,377	116,380	9,995,524	7,485,272
46	K63	장 의 기 타 질 환	9,734	46,775	110,175	24,676,170	19,124,931
47	M43	기 타 변 형 성 등 병 증	9,532	134,153	320,814	47,607,696	35,725,951
48	M19	기 타 관 절 증	9,395	160,154	337,949	63,029,158	47,291,320
49	K92	소 화 계 통 의 기 타 질 환	9,300	64,574	131,985	27,384,629	21,273,540
50	M23	무 료 의 내 부 장애	9,159	92,848	206,022	26,515,352	19,444,787

주 : 진료일 기준 (한의학분류 제외)

입원 다빈도 상병 진료현황(여자)

in elderly man above the age of 65 (Female)

(단위 : 명, 일, 천원)

Unit : Person, Day, KRW 1,000

순위 Rank	상병 기호 I.C.D	상 병 명 Diseases	진료실인원수 Patients	입내원일수 Visits	요양급여일수 Reimbursed Days	진료비 Medical Expense	급여비 Benefit
51	R06	호 흡 의 이 상	8,887	59,387	89,013	13,745,332	10,499,823
52	R51	두 통	8,882	21,988	71,177	7,669,557	5,161,733
53	E87	수분, 전해질 및 산 - 염기 균형의 기타 장애	8,650	79,533	151,229	26,108,277	20,181,782
54	N17	급 성 신 부 전	8,427	143,218	219,810	55,194,109	43,713,068
55	I61	뇌 내 출 혈	7,809	902,633	1,031,586	191,967,096	156,465,719
56	I48	심 방 세 동 및 조 동	7,801	78,384	174,641	46,517,579	40,079,814
57	S92	발 목 을 제 외 한 발 의 골 절	7,786	109,144	185,671	21,972,071	16,314,706
58	C16	위 의 악 성 신 생 물	7,722	209,026	346,880	76,538,988	67,721,206
59	I83	하 지 의 정 맥 류	7,575	12,580	70,370	5,922,284	4,601,785
60	C18	결 장 의 악 성 신 생 물	7,394	269,514	418,524	96,915,691	86,335,936
61	H35	기 타 망 막 장 애	7,340	25,014	52,940	25,633,110	20,488,079
62	R55	실 신 및 허 탈	7,288	16,731	39,857	8,456,024	6,054,480
63	J69	고 체 및 액 체 에 의 한 폐 염	7,072	154,477	207,260	56,408,878	45,155,412
64	B02	대 상 포 진	6,837	68,865	126,108	13,962,083	10,583,995
65	J20	급 성 기 관 지 염	6,559	45,977	91,715	8,487,371	6,429,296
66	N20	신 장 및 요 관 의 결 석	6,496	31,024	83,715	20,095,393	15,416,314
67	K35	급 성 충 수 염	6,361	44,280	76,206	30,490,352	22,418,559
68	C22	간 및 간 내 담 관 의 악 성 신 생 물	6,295	167,727	332,533	77,691,003	69,643,507
69	Z47	기타정형외과적추적치료를위하여보건서비스와접하고있는사람	6,293	36,142	102,959	12,935,305	9,686,723
70	I25	만 성 허 혈 심 장 병	6,232	47,616	144,941	35,239,919	30,716,178
71	J45	천 식	6,207	128,324	184,902	21,992,052	16,784,011
72	K56	탈 장 이 없는 마 비 성 장 폐 색 증 및 장 폐 색	6,207	72,765	116,499	26,912,545	20,797,140
73	M50	경 추 간 판 장 애	6,205	62,034	134,969	15,194,408	11,326,665
74	K81	담 낭 염	6,159	88,267	157,058	40,331,168	30,474,472
75	D12	결장, 직장, 항문 및 항문관의 양성 신 생물	6,030	19,894	53,944	10,105,455	7,827,077
76	I21	급 성 심 근 경 색 증	6,024	74,339	145,425	77,400,309	70,520,897
77	G45	일 과 성 뇌 허 혈 발 작 및 관 련 증 후 군	6,003	36,682	91,532	13,887,767	9,504,710
78	K29	위 염 및 십 이 지 장 염	5,827	24,497	60,392	6,459,553	4,920,176
79	J40	급성인지만성인지명시되지않은기관지염	5,821	47,068	95,171	9,503,846	7,207,137
80	A04	기 타 세 균 성 장 감 염	5,581	74,376	124,636	23,881,125	18,838,291
81	L03	연 조 직 염	5,496	69,003	116,583	16,028,037	12,216,970
82	C25	체 장 의 악 성 신 생 물	5,429	219,191	438,027	86,975,351	78,475,938
83	E14	상 세 불 명 의 당 뇨 병	5,312	102,990	149,034	18,262,508	13,973,618
84	K59	기 타 기 능 성 장 장 애	5,119	21,276	54,406	5,237,505	3,983,306
85	S83	무릎의 관절 및 인대의 탈구, 염좌 및 긴장	5,034	56,590	99,808	11,256,657	8,256,569
86	I46	심 장 정 지	4,736	21,696	25,182	18,131,088	14,602,492
87	D13	기타및부위불명의소화계통의양성신생물	4,708	24,235	82,159	14,391,600	11,075,769
88	N81	여 성 생 식 기 탈 출	4,673	25,389	52,616	15,977,637	11,972,660
89	M65	운 활 막 염 및 힘 줄 운 활 막 염	4,663	32,148	74,268	8,197,790	6,125,162
90	F03	상 세 불 명 의 치 매	4,659	511,332	520,980	44,719,658	33,532,332
91	G44	기 타 두 통 증 후 군	4,585	16,673	49,497	5,003,151	3,361,899
92	G47	수 면 장 애	4,540	13,923	20,586	4,219,428	3,323,163
93	K25	위 궤 양	4,536	47,281	101,689	18,443,588	14,374,931
94	S62	손 목 및 손 부 위 의 골 절	4,535	37,729	75,551	9,908,550	7,370,411
95	J10	확인된계절성인플루엔자바이러스에의한인플루엔자	4,491	27,815	53,656	9,825,980	7,862,688
96	M47	척 추 증	4,384	81,052	135,969	15,571,856	11,784,599
97	L89	목 창 궤 양 및 압 박 부 위	4,264	223,542	240,525	29,633,083	22,620,655
98	K21	위 - 식 도 역 류 병	4,257	24,480	64,683	5,895,765	4,427,460
99	K83	담 도 의 기 타 질 환	4,254	48,931	103,465	25,748,596	20,563,660
100	N30	방 광 염	4,111	33,411	67,247	9,393,211	7,248,423

Note : Based on the Treatment Month (excluding herbal medicine)

제VI-12표
Table VI-12

65세이상 노인 질병소분류별
Outpatient Benefits by Frequency of Disease

순위 Rank	상병 기호 I.C.D	상 병 명 Diseases	진료실인원수 Patients	입내원일수 Visits	요양급여일수 Reimbursed Days	진료비 Medical Expense	급여비 Benefit
1	K05	치 은 염 및 치 주 질 환	4,149,121	10,716,372	22,304,635	538,622,300	382,343,326
2	I10	본 태 성 (원 발 성) 고 혈 압	3,454,361	24,674,145	955,025,365	2,289,519,857	1,665,072,329
3	J20	급 성 기 관 지 염	2,525,646	6,279,388	41,477,847	232,516,658	181,885,428
4	M17	무 료 관 절 증	1,880,378	11,763,343	115,486,668	761,805,870	520,654,183
5	M54	등 통 증	1,805,825	10,746,470	60,969,674	589,803,948	436,606,332
6	E11	2 형 당 뇨 병	1,695,007	11,564,401	445,475,226	1,502,428,143	1,053,669,712
7	K21	위 - 식 도 역 류 병	1,388,886	3,423,835	71,093,362	251,752,176	177,939,027
8	U07	U 0 7 의 응 급 사 용	1,351,340	2,091,239	11,828,727	118,137,315	96,657,951
9	K29	위 염 및 십 이 지 장 염	1,296,800	2,683,540	40,035,546	168,496,931	121,366,257
10	M48	기 타 척 추 병 증	1,259,640	8,036,787	71,785,890	524,977,991	374,580,583
11	K08	치 아 및 지 지 구 조 의 기 타 장 애	1,231,753	3,650,390	6,772,293	1,712,061,915	1,203,284,632
12	L23	엘 러 지 성 접 촉 피 부 염	1,039,355	2,507,336	18,212,117	84,868,359	67,690,465
13	N40	전 립 선 증 식 증	979,201	4,699,494	203,742,512	515,815,750	344,937,033
14	E78	지 질 단 백 질 대 사 장 애 및 기 타 지 질 환	950,070	3,465,558	193,907,907	386,275,199	273,009,575
15	K04	치 수 및 근 단 주 위 조 직 의 질 환	933,700	3,037,859	5,313,025	144,981,709	103,940,619
16	K02	치 아 우 식	928,445	1,520,555	2,298,225	73,770,866	52,539,265
17	J30	혈 관 운 동 성 및 엘 러 지 성 비 염	919,369	1,941,596	19,074,479	77,743,326	59,963,202
18	H10	결 막	907,454	1,894,145	8,041,248	90,036,664	68,609,747
19	J06	다발성및상세불명부위의급성상기도감염	901,724	1,772,673	11,496,455	61,980,013	49,003,516
20	M79	달 리 분 류 되 지 않 은 기 타 연 조 직 장 애	890,994	2,581,854	16,543,760	99,255,325	74,007,039
21	M75	어 깨 병 변	845,865	4,192,608	26,044,951	220,706,399	155,812,364
22	M81	병 적 골 절 이 없 는 골 다 공 증	817,673	2,372,618	71,389,242	235,449,642	163,222,032
23	Z46	기타장치의부착및조정을위하여보건서비스와접하고있는사람	799,815	1,288,025	1,432,734	110,515,403	78,711,694
24	H25	노 년 백 내 장	791,008	2,202,883	9,555,383	172,320,782	123,761,326
25	H04	눈 물 계 통 의 장 애	787,399	1,718,784	9,712,628	108,348,410	79,475,488
26	J00	급 성 비 인 두 염 [감 기]	768,216	1,620,023	10,068,123	44,763,341	35,732,080
27	M51	기 타 추 간 판 장 애	677,903	3,829,774	33,922,928	248,345,029	171,076,705
28	H35	기 타 망 막 장 애	656,198	1,876,714	19,855,758	389,965,997	304,220,709
29	B35	백 선 증	648,989	1,557,360	13,837,598	73,855,999	55,783,855
30	K59	기 타 기 능 성 장 장 애	597,564	1,195,584	18,420,532	72,398,061	50,335,810
31	K03	치 아 경 조 직 의 기 타 질 환	596,164	907,983	1,556,410	55,643,811	39,598,156
32	J02	급 성 인 두 염	565,012	1,054,797	6,387,368	36,652,306	29,151,015
33	M47	척 추 증	542,249	3,002,482	17,819,412	178,483,041	131,453,122
34	H40	녹 내 장	536,848	1,797,000	14,196,535	241,779,481	161,107,042
35	A09	감염성및상세불명기원의기타위장염및결장염	522,251	866,006	7,255,824	48,536,825	33,678,502
36	F00	알 츠 하 이 머 병 에 서 의 치 매 (G 3 0 . - +)	522,133	3,037,460	112,861,237	519,779,205	373,893,652
37	M19	기 타 관 절 증	517,865	1,659,694	28,149,654	118,482,561	75,860,619
38	J40	급성인지만성인지명시되지않은기관지염	515,399	1,107,080	8,567,178	47,355,463	34,837,527
39	R10	복 부 및 골 반 통 증	509,898	884,069	10,280,266	100,322,691	60,548,589
40	J04	급 성 후 두 염 및 기 관 염	494,992	1,056,531	6,778,992	39,059,441	30,814,622
41	J03	급 성 편 도 염	473,008	917,136	5,321,501	32,753,673	25,912,109
42	M13	기 타 관 절 염	471,377	1,654,019	17,237,628	81,715,273	59,581,294
43	S33	요추및골반의관절및인대의탈구,염좌및긴장	460,179	1,636,392	8,476,690	81,430,263	60,090,829
44	I20	협 심 증	455,946	1,616,054	120,855,614	409,783,697	267,338,502
45	H81	전 정 기 능 의 장 애	452,512	1,178,174	20,660,984	114,321,686	77,079,586
46	L50	두 드 러 기	451,376	1,013,938	9,753,622	37,307,397	28,594,899
47	N30	방 광 염	444,323	1,145,338	11,357,678	62,445,277	44,946,273
48	M25	달 리 분 류 되 지 않 은 기 타 관 절 장 애	433,710	1,514,607	10,595,488	69,007,813	49,498,084
49	H60	외 이 염	412,416	1,091,485	3,524,925	28,681,417	23,228,618
50	K58	과 민 대 장 증 후 군	406,104	714,033	7,295,053	52,455,188	36,748,365

주 : 진료일 기준 (한의학분류 제외, 요양급여일수, 진료비와 급여비는 약국포함)

외래 다빈도 상병 진료현황(계)

in elderly man above the age of 65 (Total)

(단위 : 명, 일, 천원)

Unit : Person, Day, KRW 1,000

순위 Rank	상병 기호 I.C.D	상 병 명 Diseases	진료실인원수 Patients	입내원일수 Visits	요양급여일수 Reimbursed Days	진료비 Medical Expense	급여비 Benefit
51	K63	장 의 기 타 질 환	403,430	593,343	5,805,948	193,730,176	124,662,280
52	M65	운 활 막 염 및 힘 줄 운 활 막 염	375,268	1,247,927	7,171,591	52,116,131	38,005,090
53	H16	각 막 염	370,665	860,515	4,249,826	50,368,356	36,515,058
54	R42	어 지 렴 증 및 어 지 렴	362,744	706,986	14,918,527	74,514,331	44,161,547
55	I63	뇌 경 색 증	353,261	1,552,862	93,249,737	380,327,040	250,487,261
56	N31	달리분류되지않은방광의신경근육기능장애	335,149	1,042,484	40,920,691	101,979,496	69,527,760
57	Z11	감염성및기생충성질환에대한특수선택검사	329,607	511,213	1,583,385	21,864,426	15,758,028
58	L30	기 타 피 부 염	327,959	698,130	6,602,712	29,137,138	20,452,298
59	G47	수 면 장애	315,328	1,056,008	28,977,927	58,448,092	41,436,437
60	H52	굴 절 및 조 절 의 장애	314,570	504,298	2,819,992	48,828,860	34,945,752
61	J01	급 성 부 비 동 염	295,421	628,208	3,974,657	26,436,442	20,059,978
62	F06	뇌손상, 뇌기능이상및신체질환에의한기타정신장애	286,029	894,678	43,087,774	121,251,383	80,686,108
63	M50	경 추 간 판 장애	284,866	1,476,276	9,824,049	85,494,788	59,998,560
64	R07	목 구멍 및 가슴 의 통 증	280,443	512,647	13,022,942	74,849,710	43,789,425
65	L03	연 조 직 염	278,211	712,594	3,761,183	28,193,726	20,256,954
66	J45	천 식	272,258	861,960	20,375,999	84,557,884	57,552,297
67	L24	자 극 물 접촉 피 부 염	257,031	528,677	3,772,907	18,235,959	14,294,361
68	H36	달리분류된 질환에서의 망막장애	249,878	681,944	19,474,074	90,000,996	58,399,399
69	H90	전 음 성 및 감각신경성청력소실	248,400	449,473	3,576,517	36,482,505	23,059,929
70	H26	기 타 백 내 장	248,310	562,047	3,303,393	103,856,514	68,056,203
71	K07	치 아 열 굴 이상 [부정 교 합 포함]	247,116	412,150	1,188,839	16,561,808	11,843,312
72	R51	두 통	246,179	444,103	9,475,683	46,518,376	26,425,831
73	K52	기 타 비 감염성 위장염 및 결장염	245,718	398,059	2,786,992	18,324,806	13,737,506
74	K12	구 내 염 및 관련 병 변	244,659	459,159	1,958,647	12,939,689	10,067,261
75	S02	두 개 굴 및 안 면 굴 의 굴 절	242,915	400,971	818,112	17,802,186	12,185,856
76	M77	기 타 골 부 착 부 병 증	236,879	805,258	4,726,639	35,755,794	25,812,826
77	B02	대 상 포 진	233,915	704,165	5,093,496	46,068,038	32,742,033
78	F41	기 타 불 안 장애	233,800	1,226,459	28,740,698	70,118,096	52,419,123
79	Z96	기 타 기능성삽입물의 존재	228,986	676,396	3,031,488	48,214,887	33,426,848
80	F32	우 울 에 피 소 드	228,132	1,639,812	40,284,543	107,039,357	79,347,696
81	G31	달리분류되지않은신경계통의기타퇴행성질환	226,779	694,566	31,266,827	71,851,416	52,473,665
82	J32	만 성 부 비 동 염	223,401	593,455	3,724,063	29,705,301	21,508,977
83	K30	기 능 성 소 화 불 량	221,509	393,253	5,306,875	21,655,952	14,967,256
84	E14	상 세 불 명 의 당 뇨 병	219,410	1,023,762	43,102,232	145,574,927	99,561,361
85	N18	만 성 신 장 병	217,023	5,828,731	55,111,196	1,236,912,342	1,075,537,917
86	T85	기타내부인공삽입장치, 삽입물및이식편의합병증	216,482	284,327	504,785	14,897,148	10,375,823
87	H61	외 이 의 기 타 장애	210,090	334,472	913,525	14,758,029	10,752,353
88	I67	기 타 뇌 혈 관 질환	206,456	611,807	31,186,641	125,706,457	76,932,750
89	K25	위 궤 양	205,612	444,617	8,668,137	37,124,672	25,405,145
90	I48	심 방 세 동 및 조 동	201,214	800,301	54,108,934	210,032,179	136,019,652
91	L21	지 루 피 부 염	198,287	434,621	3,642,823	15,981,535	12,280,560
92	K76	간 의 기 타 질환	196,366	323,633	6,253,040	38,183,556	25,249,027
93	D12	결장, 직장, 항문및항문관의양성신생물	192,742	311,503	4,244,066	65,254,775	40,058,880
94	L02	피 부 의 농 양 , 종 기 및 큰 종 기	190,694	501,201	2,312,607	17,803,115	13,485,205
95	H11	결 막 의 기 타 장애	189,638	315,632	1,339,922	21,919,752	15,405,752
96	S22	늑 골 , 흉 골 및 흉 추 의 골 절	184,160	584,535	7,476,397	49,814,218	32,168,526
97	E03	기 타 갑 상 선 기능 저 하 증	184,082	742,501	44,079,294	73,584,642	48,743,509
98	I11	고 혈 압 성 심 장 병	182,179	765,019	43,753,239	118,726,737	79,348,350
99	R73	혈 당 치 상 승	180,720	303,872	7,267,512	21,718,600	14,582,285
100	S23	흉곽의관절및인대의탈구, 염좌및 긴장	178,909	359,532	1,891,723	17,576,545	12,771,016

Note : Based on the Treatment Month (excluding herbal medicine, including pharmacy in Reimbursed Days, Medical Expense and Benefit)

제VI-12-1표

Table VI-12-1

65세이상 노인 질병소분류별

Outpatient Benefits by Frequency of Disease

순위 Rank	상병 기호 I.C.D	상 병 명 Diseases	진료실인원수 Patients	입내원일수 Visits	요양급여일수 Reimbursed Days	진료비 Medical Expense	급여비 Benefit
1	K05	치 은 염 및 치 주 질 환	1,941,564	5,147,389	11,003,264	257,625,816	182,671,702
2	I10	본 태 성 (원 발 성) 고 혈 압	1,421,229	9,889,364	386,837,304	907,891,072	658,423,426
3	J20	급 성 기 관 지 염	1,070,039	2,633,513	17,258,484	97,235,347	75,928,099
4	N40	전 립 선 증 식	979,201	4,699,494	203,742,512	515,815,750	344,937,033
5	E11	2 형 당 뇨 병	823,735	5,593,491	217,666,539	718,633,103	501,302,414
6	M54	등 통 증	666,567	3,712,546	21,211,619	207,567,777	152,320,072
7	K08	치 아 및 지 지 구 조 의 기 타 장 애	602,851	1,783,369	3,319,491	836,488,055	587,415,155
8	K21	위 - 식 도 역 류 병	578,411	1,443,084	30,747,841	108,221,199	75,753,635
9	M17	무 료 관 절 증	546,941	3,216,117	31,382,840	203,010,518	137,382,368
10	U07	U 0 7 의 응 급 사 용	534,842	816,974	4,549,802	46,464,886	37,920,649
11	K29	위 염 및 십 이 지 장 염	524,388	1,090,551	16,721,612	71,546,172	50,983,546
12	K04	치 수 및 근 단 주 위 조 직 의 질 환	471,152	1,565,786	2,770,152	75,110,792	53,741,765
13	L23	엘 러 지 성 접 축 피 부 염	457,156	1,208,090	9,507,460	42,297,541	33,451,482
14	M48	기 타 척 추 병 증	449,450	2,859,223	25,322,757	185,544,981	130,429,323
15	J30	혈 관 동 성 및 엘 러 지 성 비 염	446,209	993,694	10,002,489	39,630,447	30,399,492
16	K02	치 아 우 식	426,116	710,651	1,088,547	34,888,903	24,754,742
17	Z46	기타장치의부착및조정을위하여보건서비스와접하고있는사람	384,486	631,252	701,177	53,776,398	38,243,650
18	J06	다발성및상세불명부위의급성상기도감염	379,362	740,999	4,749,404	25,805,973	20,357,608
19	H10	결 막 염	354,119	738,784	2,973,211	34,121,250	26,005,330
20	M79	달 리 분 류 되 지 않 은 기 타 연 조 직 장 애	335,413	939,981	5,658,362	35,309,939	26,312,035
21	H25	노 년 백 내 장	330,311	920,236	4,168,819	71,857,873	51,137,069
22	M75	어 깨 병 변	328,837	1,604,721	10,196,417	85,033,638	59,248,227
23	B35	백 선 증	328,366	792,680	7,159,139	37,397,218	28,139,335
24	J00	급 성 비 인 두 염 [감 기]	323,088	675,674	4,172,190	18,746,991	14,898,617
25	E78	지 질 단 백 질 대 사 장 애 및 기 타 지 질 증	305,612	1,014,773	58,867,628	123,612,936	86,977,596
26	K03	치 아 경 조 직 의 기 타 질 환	294,445	454,812	785,886	28,798,136	20,418,622
27	K59	기 타 기 능 성 장 장 애	288,207	616,539	9,736,958	36,623,266	25,269,004
28	H04	눈 물 통 계 의 장 애	275,644	604,299	3,428,830	37,107,836	27,010,778
29	H35	기 타 망 막 장 애	273,974	862,931	8,693,031	199,409,017	159,717,283
30	I20	협 심 증	261,683	920,315	70,054,971	237,839,795	153,766,077
31	M51	기 타 추 간 판 장 애	257,073	1,447,191	12,965,146	93,699,048	63,587,736
32	H40	녹 내 장	241,439	842,895	6,475,150	111,334,475	73,530,505
33	J02	급 성 인 두 염	233,383	432,858	2,604,209	15,002,379	11,895,402
34	J40	급성인지만성인지명시되지않은기관지염	222,910	481,323	3,717,368	20,760,920	15,127,728
35	K63	장 의 기 타 질 환	217,481	322,670	3,177,019	106,373,047	67,936,256
36	A09	감염성및상세불명기원의기타위장염및결장염	216,879	359,348	2,951,959	19,894,056	13,806,420
37	J04	급 성 후 두 염 및 기 관 염	208,634	446,879	2,902,412	16,587,118	13,049,641
38	M47	척 추 증	200,550	1,068,538	6,317,673	63,934,942	46,647,936
39	J03	급 성 편 도 염	193,780	374,421	2,161,152	13,271,795	10,496,408
40	I63	뇌 경 색 증	193,714	840,222	51,783,590	207,936,668	135,984,444
41	L50	두 드 러 기	191,718	463,083	4,656,272	17,329,570	13,231,428
42	S33	요추및골반의관절및인대의탈구,염좌및긴장	187,853	634,898	3,275,022	31,384,665	23,069,988
43	R10	복 부 및 골 반 통 증	186,653	329,879	3,913,500	38,011,195	22,518,249
44	K58	과 민 대 장 증 후 군	184,303	330,995	3,464,851	25,062,178	17,486,920
45	H60	외 이 염	177,507	498,537	1,567,411	13,007,606	10,487,062
46	M19	기 타 관 절 증	170,124	544,804	7,600,697	34,779,371	22,547,408
47	M13	기 타 관 절 염	159,851	546,604	5,511,789	26,365,611	19,158,760
48	L30	기 타 피 부 염	158,286	368,832	3,960,766	16,336,366	11,153,063
49	M25	달 리 분 류 되 지 않 은 기 타 관 절 장 애	156,324	516,006	3,572,385	23,825,926	16,971,334
50	H81	전 정 기 능 의 장 애	150,967	399,601	7,270,135	38,623,295	25,702,078

주 : 진료일 기준 (한의학료 제외, 요양급여일수, 진료비와 급여비는 약국포함)

외래 다빈도 상병 진료현황(남자)

in elderly man above the age of 65 (Male)

(단위 : 명, 일, 천원)

Unit : Person, Day, KRW 1,000

순위 Rank	상병 기호 I.C.D	상 병 명 Diseases	진료실인원수 Patients	임내원일수 Visits	요양급여일수 Reimbursed Days	진료비 Medical Expense	급여비 Benefit
51	F00	알츠하이머병에서의치매 (G30.-+)	148,060	789,138	29,751,383	139,367,423	98,545,126
52	M65	윤활막염및힘줄윤활막염	142,319	466,383	2,644,069	19,239,277	13,990,411
53	H16	각막염	142,300	331,701	1,547,120	18,718,366	13,467,670
54	G47	수면장애	134,878	472,441	12,357,734	24,961,380	17,533,740
55	R42	어지럼증및어지럼	133,639	269,730	5,964,975	28,904,402	16,644,629
56	H52	굴절및조절의장애	131,175	210,428	1,121,900	19,872,398	14,218,895
57	N18	만성신장병	130,364	3,437,944	32,649,154	724,544,561	629,341,638
58	J01	급성부비동염	129,630	281,738	1,818,826	11,798,484	8,938,409
59	L03	연조직염	125,636	344,342	1,786,743	13,694,455	9,727,209
60	R07	목구멍및가슴의통증	124,627	229,017	5,742,192	33,795,970	19,642,460
61	L21	지루피부염	123,787	281,986	2,485,624	10,671,598	8,130,165
62	S02	두개골및안면골의굴절	123,331	204,335	424,526	9,298,375	6,278,333
63	H90	전음성및감각신경성청력소실	121,911	223,629	1,815,341	17,744,886	11,079,223
64	Z11	감염및기생충성질환에대한특수선택검사	121,690	169,006	607,277	7,859,128	5,643,073
65	M50	경추간판장애	121,510	648,340	4,572,669	37,777,189	26,059,937
66	N31	달리분류되지않은방광의신경근육기능장애	119,997	381,739	18,935,167	47,483,413	32,052,846
67	K07	치아열굴이상 [부정교합포함]	118,164	185,208	470,590	7,148,765	5,165,509
68	J44	기타만성폐색성폐질환	117,124	440,920	16,059,175	76,029,543	48,373,322
69	L24	자극물질접촉피부염	116,747	261,151	2,034,098	9,378,031	7,269,935
70	H36	달리분류된질환에서의망막장애	115,652	316,000	8,743,702	42,931,664	27,364,296
71	C61	전립선의악성신생물	114,991	876,295	26,407,101	350,475,963	315,832,546
72	I48	심방세동및조동	114,568	453,653	30,762,042	117,373,546	75,288,556
73	T85	기타내부인공삽입장치,삽입물및이식편의합병증	114,329	154,567	281,112	8,486,771	5,853,875
74	J45	천식	112,072	365,433	8,175,038	35,009,972	23,728,829
75	E14	상세불명의당뇨병	108,227	511,951	21,533,332	71,874,242	48,837,842
76	D12	결장,직장,항문및항문관의양성신생물	107,242	175,084	2,341,103	37,290,463	22,703,965
77	M77	기타골부착부병증	106,498	364,534	2,155,770	16,142,131	11,616,571
78	K52	기타비감염성위장염및결장염	103,706	168,438	1,194,596	8,038,294	5,988,157
79	M10	통풍	103,077	374,517	12,723,998	23,318,954	15,854,525
80	I25	만성허혈심장병	102,669	312,941	25,438,063	87,588,823	56,036,681
81	K12	구내염및관련병변	102,419	193,257	795,608	5,330,349	4,136,811
82	J32	만성부비동염	99,805	274,368	1,772,233	13,907,116	9,985,205
83	F06	뇌손상,뇌기능이상및신체질환에의한기타정신장애	96,682	302,856	14,203,241	41,063,256	26,877,569
84	H26	기타백내장	95,990	221,543	1,251,573	39,495,805	25,574,363
85	K25	위궤양	92,425	200,845	4,015,945	17,425,872	11,770,071
86	H61	외이의기타장애	90,863	149,940	394,872	6,510,387	4,696,238
87	Z96	기타기능성삽입물의존재	89,752	271,648	1,091,491	18,858,309	13,068,054
88	B02	대장양포진	88,498	286,717	2,099,886	18,738,936	13,233,288
89	L02	피부의농양,종기및근종기	88,105	251,861	1,188,201	9,055,462	6,810,591
90	K30	기능성소화불량	86,867	158,175	2,229,809	9,127,072	6,214,541
91	H11	결막의기타장애	86,069	145,137	573,909	9,944,714	6,957,277
92	K76	간의기타질환	85,524	143,745	2,930,112	16,826,696	11,102,722
93	R51	두통	84,058	153,058	3,132,474	15,384,060	8,586,191
94	F41	기타불안장애	79,485	422,358	9,842,691	23,739,890	17,688,243
95	R91	폐의진단영상검사이상소견	78,348	157,975	995,351	17,513,180	8,726,071
96	R73	혈당치상승	75,098	126,030	2,755,235	8,587,829	5,810,542
97	F51	비기질성수면장애	73,310	383,122	8,893,450	18,555,188	13,945,589
98	I67	기타뇌혈관질환	72,141	210,672	10,582,624	42,033,553	25,591,759
99	J18	상세불명병원체의폐렴	71,931	170,512	2,090,135	17,502,174	10,857,473
100	G31	달리분류되지않은신경계통의기타퇴행성질환	71,118	216,558	9,611,634	22,336,563	16,253,443

Note : Based on the Treatment Month (excluding herbal medicine, including pharmacy in Reimbursed Days, Medical Expense and Benefit)

순위 Rank	상병 기호 I.C.D	상 병 명 Diseases	진료실인원수 Patients	입내원일수 Visits	요양급여일수 Reimbursed Days	진료비 Medical Expense	급여비 Benefit
1	K05	치 은 염 및 치 주 질 환	2,207,557	5,568,983	11,301,371	280,996,484	199,671,623
2	I10	분 태 성 (원 발 성) 고 혈 압	2,033,132	14,784,781	568,188,061	1,381,628,785	1,006,648,903
3	J20	급 성 기 관 지 염	1,455,607	3,645,875	24,219,363	135,281,311	105,957,330
4	M17	무 료 관 절 증	1,333,437	8,547,226	84,103,828	558,795,351	383,271,815
5	M54	등 통 증	1,139,258	7,033,924	39,758,055	382,236,171	284,286,260
6	E11	2 형 당 뇨 병	871,272	5,970,910	227,808,687	783,795,040	552,367,298
7	U07	U 0 7 의 응 급 사 용	816,498	1,274,265	7,278,925	71,672,429	58,737,302
8	K21	위 - 식 도 역 류 병	810,475	1,980,751	40,345,521	143,530,977	102,185,392
9	M48	기 타 척 추 병 증	810,190	5,177,564	46,463,133	339,433,009	244,151,259
10	K29	위 염 및 십 이 지 장 염	772,412	1,592,989	23,313,934	96,950,758	70,382,711
11	M81	병 적 골 절 이 없는 골 다 공 증	771,334	2,249,757	67,946,218	224,494,269	155,642,823
12	E78	지 질 단 백 질 대 사 장 애 및 기 타 지 질 증	644,458	2,450,785	135,040,279	262,662,263	186,031,979
13	K08	치 아 및 지 지 구 조 의 기 타 장 애	628,902	1,867,021	3,452,802	875,573,859	615,869,478
14	L23	엘 러 지 성 접 축 피 부 염	582,199	1,299,246	8,704,657	42,570,818	34,238,983
15	M79	달 리 분 류 되 지 않은 기 타 연 조 직 장 애	555,581	1,641,873	10,885,398	63,945,386	47,695,004
16	H10	결 막 염	553,335	1,155,361	5,068,037	55,915,414	42,604,418
17	J06	다발성및상세불명부위의급성상기도감염	522,362	1,031,674	6,747,051	36,174,040	28,645,907
18	M75	어 깨 병 변	517,028	2,587,887	15,848,534	135,672,761	96,564,137
19	H04	눈 물 계 통 의 장 애	511,755	1,114,485	6,283,798	71,240,574	52,464,710
20	K02	치 아 우 식	502,329	809,904	1,209,678	38,881,964	27,784,522
21	J30	혈 관 운 동 성 및 엘 러 지 성 비 염	473,160	947,902	9,071,990	38,112,878	29,563,709
22	K04	치 수 및 근 단 주 위 조 직 의 질 환	462,548	1,472,073	2,542,873	69,870,917	50,198,854
23	H25	노 년 백 내 장	460,697	1,282,647	5,386,564	100,462,909	72,624,257
24	J00	급 성 비 인 두 염 [감 기]	445,128	944,349	5,895,933	26,016,351	20,833,463
25	M51	기 타 추 간 판 장 애	420,830	2,382,583	20,957,782	154,645,980	107,488,969
26	Z46	기타장치의부착및조정을위하여보건서비스와접하고있는사람	415,329	656,773	731,557	56,739,005	40,468,044
27	N30	방 광 염	414,886	1,080,021	10,239,286	56,711,669	40,971,194
28	H35	기 타 망 막 장 애	382,224	1,013,783	11,162,727	190,556,981	144,503,426
29	F00	알츠하이머병에서의치매 (G 3 0 . - +)	374,073	2,248,322	83,109,854	380,411,782	275,348,526
30	M19	기 타 관 절 증	347,741	1,114,890	20,548,957	83,703,190	53,313,211
31	M47	척 추 증	341,699	1,933,944	11,501,739	114,548,099	84,805,186
32	J02	급 성 인 두 염	331,629	621,939	3,783,159	21,649,927	17,255,613
33	R10	복 부 및 골 반 통 증	323,245	554,190	6,366,766	62,311,495	38,030,340
34	B35	백 선 증	320,623	764,680	6,678,459	36,458,781	27,644,520
35	M13	기 타 관 절 염	311,526	1,107,415	11,725,839	55,349,661	40,422,534
36	K59	기 타 기 능 성 장 장 애	309,357	579,045	8,683,574	35,774,795	25,066,806
37	A09	감염성및상세불명기원의기타위장염및결장염	305,372	506,658	4,303,865	28,642,769	19,872,082
38	K03	치 아 경 조 직 의 기 타 질 환	301,719	453,171	770,524	26,845,675	19,179,534
39	H81	전 정 기 능 의 장 애	301,545	778,573	13,390,849	75,698,390	51,377,508
40	H40	녹 내 장	295,409	954,105	7,721,385	130,445,007	87,576,537
41	J40	급성인지만성인지명시되지않은기관지염	292,489	625,757	4,849,810	26,594,543	19,709,799
42	J04	급 성 후 두 염 및 기 관 염	286,358	609,652	3,876,580	22,472,324	17,764,980
43	J03	급 성 성 편 도 염	279,228	542,715	3,160,349	19,481,878	15,415,701
44	M25	달 리 분 류 되 지 않은 기 타 관 절 장 애	277,386	998,601	7,023,103	45,181,887	32,526,750
45	S33	요추및골반의관절및인대의탈구, 염좌및긴장	272,326	1,001,494	5,201,668	50,045,598	37,020,842
46	L50	두 드 러 기	259,658	550,855	5,097,350	19,977,827	15,363,471
47	H60	외 이 염	234,909	592,948	1,957,514	15,673,811	12,741,556
48	M65	윤 활 막 염 및 힘 줄 윤 활 막 염	232,949	781,544	4,527,522	32,876,854	24,014,679
49	R42	어 지 럼 증 및 어 지 럼	229,105	437,256	8,953,552	45,609,929	27,516,918
50	H16	각 막 염	228,365	528,814	2,702,706	31,649,991	23,047,388

주 : 진료일 기준 (한익분류 제외, 요양급여일수, 진료비와 급여비는 약국포함)

외래 다빈도 상병 진료현황(여자)

in elderly man above the age of 65 (Female)

(단위 : 명, 일, 천원)

Unit : Person, Day, KRW 1,000

순위 Rank	상병 기호 I.C.D	상 병 명 Diseases	진료실인원수 Patients	임내원일수 Visits	요양급여일수 Reimbursed Days	진료비 Medical Expense	급여비 Benefit
51	K58	과민대장증후군	221,801	383,038	3,830,202	27,393,010	19,261,445
52	N31	달리분류되지않은방광의신경근육기능장애	215,152	660,745	21,985,524	54,496,083	37,474,913
53	Z11	감염성및기생충성질환에대한특수선별검사	207,917	342,207	976,108	14,005,298	10,114,955
54	I20	협심증	194,263	695,739	50,800,643	171,943,902	113,572,426
55	F06	뇌손상, 뇌기능이상및신체질환에의한기타정신장애	189,347	591,822	28,884,533	80,188,127	53,808,539
56	K63	장외기타질환	185,949	270,673	2,628,929	87,357,129	56,726,025
57	H52	굴절및조절장애	183,395	293,870	1,698,092	28,956,461	20,726,857
58	G47	수면장애	180,450	583,567	16,620,193	33,486,712	23,902,696
59	L30	기타피부염	169,673	329,298	2,641,946	12,800,772	9,299,234
60	J01	급성부비동염	165,791	346,470	2,155,831	14,637,959	11,121,569
61	M50	경추간판장애	163,356	827,936	5,251,380	47,717,599	33,938,623
62	R51	두통	162,121	291,045	6,343,209	31,134,316	17,839,640
63	J45	천식	160,186	496,527	12,200,961	49,547,912	33,823,468
64	F32	우울에피소드	160,019	1,162,037	28,769,396	76,434,539	56,753,099
65	I63	뇌경색증	159,547	712,640	41,466,147	172,390,372	114,502,817
66	R07	목구멍및가슴의통증	155,816	283,630	7,280,750	41,053,740	24,146,965
67	G31	달리분류되지않은신경계통의기타퇴행성질환	155,661	478,008	21,655,193	49,514,852	36,220,223
68	F41	기타불안장애	154,315	804,101	18,898,007	46,378,205	34,730,880
69	L03	연조직염	152,575	368,252	1,974,440	14,499,271	10,529,745
70	H26	기타백내장	152,320	340,504	2,051,820	64,360,709	42,481,840
71	B02	대상포진	145,417	417,448	2,993,610	27,329,102	19,508,745
72	N95	폐경및기타폐경전후장애	144,503	394,527	16,524,777	23,907,364	16,313,568
73	K12	구내염및관련병변	142,240	265,902	1,163,039	7,609,340	5,930,450
74	K52	기타비감염성위장염및결장염	142,012	229,621	1,592,396	10,286,513	7,749,349
75	E03	기타갑상선기능저하증	141,160	582,185	34,471,922	58,815,911	39,216,934
76	L24	자극물접촉피부염	140,284	267,526	1,738,809	8,857,928	7,024,426
77	Z96	기타기능성삽입물의존재	139,234	404,748	1,939,997	29,356,577	20,358,793
78	K30	기능성소화불량	134,642	325,078	3,077,066	12,528,880	8,752,716
79	I67	기타뇌혈관질환	134,315	401,135	20,604,017	83,672,905	51,340,991
80	H36	달리분류된질환에서의망막장애	134,226	365,944	10,730,372	47,069,331	31,035,103
81	M77	기타골부착부병증	130,381	440,724	2,570,869	19,613,663	14,196,255
82	K07	치아열굴이상[부정교합포함]	128,952	226,942	718,249	9,413,043	6,677,804
83	H90	전음성및감각신경성청력소실	126,489	225,844	1,761,176	18,737,619	11,980,707
84	S22	늑골, 흉골및흉추의골절	124,860	399,390	5,753,116	35,939,270	23,195,419
85	J32	만성부비동염	123,596	319,087	1,951,830	15,798,186	11,523,772
86	S02	두개골및안면골의골절	119,584	196,636	393,586	8,503,811	5,907,523
87	H61	외이의기타장애	119,227	184,532	518,653	8,247,642	6,056,116
88	N39	비뇨계통의기타장애	117,055	283,984	6,179,703	24,224,763	15,698,525
89	S23	흉곽의관절및인대의탈구, 염좌및긴장	115,273	232,947	1,246,068	11,547,013	8,401,511
90	K25	위궤양	113,187	243,772	4,652,192	19,698,801	13,635,074
91	I11	고혈압성심장병	112,284	481,787	27,401,568	74,668,666	50,257,606
92	E14	상세불명 의 당뇨병	111,183	511,811	21,568,900	73,700,685	50,723,519
93	K76	간의기타질환	110,842	179,888	3,322,928	21,356,861	14,146,305
94	S93	발목및발부위의관절및인대의탈구, 염좌및긴장	109,834	306,484	1,436,755	13,580,059	9,865,076
95	B00	헤르페스바이러스[단순헤르페스] 감염	107,602	185,718	1,136,336	7,866,479	6,013,181
96	R73	혈당치상승	105,622	177,842	4,512,277	13,130,771	8,771,743
97	E04	기타비독성고티어	105,158	230,560	6,811,072	22,264,095	12,742,391
98	G44	기타두통증후군	103,616	219,729	4,866,939	22,875,461	14,130,700
99	H11	결막의기타장애	103,569	170,495	766,013	11,975,038	8,448,475
100	L02	피부의농양, 종기및근종기	102,589	249,340	1,124,406	8,747,653	6,674,614

Note : Based on the Treatment Month (excluding herbal medicine, including pharmacy in Reimbursed Days, Medical Expense and Benefit)

제VI-13표
Table VI-13

65세이상 노인 질병소분류별
Benefits by Frequency of Disease

순위 Rank	상병 기호 I.C.D	상 병 명 Diseases	진료실인원수 Patients	입내원일수 Visits	요양급여일수 Reimbursed Days	진료비 Medical Expense	급여비 Benefit
1	M54	등 통 증	1,389,313	12,574,701	13,222,256	344,799,597	293,586,963
2	M79	달리 분류되지 않은 기타 연조직 장애	689,922	4,848,561	5,081,138	138,902,277	119,659,058
3	S33	요추 및 골반의 관절 및 인대의 탈구, 염좌 및 긴장	408,653	2,636,546	2,751,639	84,063,091	67,951,878
4	M25	달리 분류되지 않은 기타 관절 장애	397,463	2,898,447	3,092,503	83,236,160	71,043,027
5	M62	기 타 근 육 장 애	365,086	2,484,999	2,600,994	67,513,130	58,050,169
6	M75	어 깨 병 변	205,200	1,267,471	1,328,723	35,370,151	29,600,852
7	K30	소 화 불 랑	204,479	1,170,997	1,513,581	30,350,241	26,056,322
8	M17	무 료 관 절 증	162,391	1,318,601	1,389,895	52,877,889	42,986,080
9	S93	발목 및 발부위의 관절 및 인대의 탈구, 염좌 및 긴장	154,632	788,500	813,406	21,134,782	17,870,386
10	S43	견갑대의 관절 및 인대의 탈구, 염좌 및 긴장	129,710	758,887	791,545	21,339,921	17,717,836
11	S13	목 부위의 관절 및 인대의 탈구, 염좌 및 긴장	117,856	623,387	658,179	19,242,072	15,388,667
12	M48	기 타 척 추 병 증	109,387	1,073,692	1,129,349	41,569,626	32,830,061
13	S83	무릎의 관절 및 인대의 탈구, 염좌 및 긴장	101,904	672,774	698,065	19,392,582	16,108,302
14	S63	손목 및 손부위의 관절 및 인대의 탈구, 염좌 및 긴장	80,696	379,868	392,906	9,904,509	8,403,348
15	U30	근 골격 계 및 결합 조직의 질환	67,812	367,323	389,568	9,629,885	8,263,146
16	U23	신 경 계 통 의 질 환	53,395	494,127	543,334	15,286,825	13,025,349
17	R51	두 통	52,527	293,905	321,334	7,682,292	6,589,641
18	M51	기 타 추 간 판 장 애	48,036	471,507	503,038	25,373,035	18,763,545
19	R10	복 부 및 골 반 통 증	45,433	239,848	307,351	6,563,008	5,458,953
20	J00	급 성 비 인 두 염 [감 기]	44,772	130,125	305,458	3,188,650	2,687,914
21	ZZ	한 방 기 타	42,377	289,807	321,955	8,578,526	7,328,477
22	G51	안 면 신 경 장 애	40,490	619,911	658,877	17,675,574	14,546,283
23	R42	현 기 및 어 지 러 움	40,254	269,784	310,079	7,382,505	6,252,863
24	M77	기 타 골 부 착 부 병 증	39,554	221,727	232,073	5,749,204	4,889,223
25	G43	편 두 통	36,358	204,183	221,512	5,217,508	4,477,023
26	G44	기 타 두 통 증 후 군	34,369	194,716	209,517	5,064,871	4,330,441
27	G47	수 면 장 애	34,186	367,987	398,731	8,541,955	7,380,289
28	R25	이 상 불 수 의 운 동	34,131	264,416	281,023	6,423,114	5,577,627
29	R20	피 부 감 각 의 장 애	27,904	188,721	200,489	4,758,792	4,114,453
30	S80	아 래 다 리 의 표 재 성 손 상	27,276	137,272	141,888	3,646,931	3,117,120
31	S23	흉곽의 관절 및 인대의 탈구, 염좌 및 긴장	26,091	110,972	116,876	3,292,303	2,718,878
32	H93	달리 분류되지 않은 귀의 기타 장애	24,483	257,828	277,899	6,381,623	5,342,683
33	S53	팔꿈치의 관절 및 인대의 탈구, 염좌 및 긴장	21,922	110,189	114,362	3,009,506	2,506,189
34	M72	섬 유 모 세 포 장 애	20,912	136,592	143,188	3,511,015	2,981,341
35	M19	기 타 관 절 증	20,701	148,469	161,079	5,906,709	4,800,842
36	M50	경 추 간 판 장 애	19,731	157,931	167,753	6,976,209	5,221,913
37	M47	척 추 증	19,567	158,251	168,258	5,595,372	4,562,450
38	S30	복부, 아래등 및 골반의 표재성 손상	18,847	93,293	96,676	2,484,458	2,132,039
39	M13	기 타 관 절 염	18,834	125,448	139,722	4,281,230	3,548,546
40	F00	알츠하이머병에서의 치매 (G30.-+)	18,009	5,233	19,973	16,297,585	13,192,884
41	M24	기 타 명 시 된 관 절 이 상	17,924	117,424	120,768	3,925,918	3,319,725
42	K29	위 염 및 십 이 지 장 염	17,914	95,198	140,061	2,543,352	2,123,537
43	R05	기 침	17,624	69,383	134,060	1,683,588	1,423,337
44	M53	달리 분류되지 않은 기타 등병증	17,241	107,956	113,863	3,033,109	2,527,122
45	K59	기 타 기 능 성 장 장 애	15,654	102,971	141,110	2,651,897	2,257,130
46	G57	하 지 의 단 일 신 경 병 증	15,541	114,011	118,064	2,874,293	2,463,195
47	I63	뇌 경 색 증	13,791	105,966	122,057	15,271,131	11,888,239
48	M65	윤 활 막 염 및 힘 줄 윤 활 막 염	12,570	74,846	78,866	2,003,421	1,684,839
49	S73	둔부의 관절 및 인대의 탈구, 염좌 및 긴장	12,414	75,054	78,311	2,496,089	2,009,185
50	U68	비 병 증 (脾 病 證)	12,137	66,514	84,999	2,364,134	1,967,153

주 : 진료일 기준

다빈도 상병 진료현황(한방 계)

in elderly man above the age of 65(O.H&C Total)

(단위 : 명, 일, 천원)

Unit : Person, Day, KRW 1,000

순위 Rank	상병 기호 I.C.D	상 병 명 Diseases	진료실인원수 Patients	임내원일수 Visits	요양급여일수 Reimbursed Days	진료비 Medical Expense	급여비 Benefit
51	M99	달리 분류되지 않은 생물역학적 병변	11,298	102,392	111,502	3,178,752	2,592,427
52	G81	편 마 비	11,283	45,744	55,597	12,005,345	9,648,097
53	U67	심 실 증 (心 實 證)	11,175	69,012	80,241	2,026,328	1,713,734
54	S70	둔 부 및 대퇴의 표 재 성 손상	10,816	55,623	57,766	1,520,857	1,294,468
55	U60	기 병 증 (氣 病 證)	10,717	51,192	68,656	1,875,950	1,564,411
56	S40	어깨 및 위팔의 표 재 성 손상	10,178	55,854	58,337	1,456,827	1,247,235
57	U28	소 화 계 통 의 질 환	10,071	45,033	57,504	1,130,807	979,002
58	R60	달 리 분 류 되 지 않 은 부 중	10,065	75,099	78,755	1,816,069	1,577,822
59	S46	어깨 및 위팔 부위의 근육 및 힘줄의 손상	9,899	64,065	66,741	2,505,835	1,983,918
60	G20	파 킨 손 병	9,625	94,553	112,939	7,758,544	6,769,823
61	I69	뇌 혈 관 질 환 의 후 유 증	9,368	157,986	166,560	5,015,554	4,213,415
62	G24	근 긴 장 이 상	9,196	52,756	55,827	1,323,408	1,116,417
63	G56	팔 의 단 일 신 경 병 증	9,183	54,522	57,201	1,423,775	1,211,371
64	J31	만성 비염, 비인두염 및 인두염	8,977	59,389	104,446	1,484,744	1,235,498
65	R07	목 구멍 및 가슴 의 통 증	8,950	54,023	59,649	1,379,678	1,181,624
66	M70	사용, 과용 및 압박과 관련된 연조직 장애	8,705	51,551	53,553	1,394,096	1,183,748
67	M23	무 료 의 내 부 이 상	8,501	64,241	66,624	2,687,685	2,137,751
68	U71	신 병 증 (腎 病 證)	8,137	49,607	53,166	2,042,774	1,725,597
69	R57	달 리 분 류 되 지 않 은 쇼 크	7,967	83,741	84,794	1,862,079	1,649,948
70	S90	발 목 및 발 의 표 재 성 손상	7,142	29,224	30,223	773,725	662,348
71	M60	근 육 염	7,032	42,729	44,632	1,137,397	968,129
72	K92	소 화 계 통 의 기 타 질 환	6,998	73,546	79,290	1,691,460	1,469,743
73	F45	신 체 형 장 애	6,965	39,458	48,139	1,026,421	856,332
74	U65	간 실 증 (肝 實 證)	6,886	41,914	51,250	1,349,562	1,106,273
75	H81	전 정 기 능 의 장 애	6,857	46,137	53,073	1,351,397	1,105,147
76	J30	혈관운동성 및 알레르기성 비염	6,815	43,251	67,687	1,058,396	888,447
77	K07	치 아 열 굴 이 상 [부 정 교 합 포 함]	6,390	44,941	47,093	1,164,015	981,047
78	S72	대퇴골의 골 절	6,170	35,359	37,006	8,379,543	6,450,159
79	U78	장 부 겸 병 증 (臟 腑 兼 病 證)	6,032	31,274	36,339	1,252,049	1,027,218
80	K21	위 - 식 도 역 류 병	5,954	39,161	52,561	1,066,265	882,584
81	U66	심 허 증 (心 虛 證)	5,913	34,662	49,350	1,118,582	921,165
82	S76	둔부 및 대퇴 부위의 근육 및 힘줄의 손상	5,460	32,334	33,297	901,331	758,210
83	U62	기 혈 음 양 병 증 (氣 血 陰 陽 病 證)	5,451	22,014	33,492	1,590,191	1,305,873
84	R00	심 장 박 동 이 상	5,376	33,081	37,439	805,212	683,387
85	S60	손 목 및 손 의 표 재 성 손상	5,338	24,127	25,229	601,149	518,504
86	U22	정 신 및 행 동 장 애	5,307	39,881	48,712	1,052,907	851,831
87	S32	요 추 및 골 반 의 골 절	5,093	62,474	65,510	8,285,548	6,238,167
88	I10	본 태 성 (일 차 성) 고 혈 압	4,741	30,286	31,786	2,734,154	2,229,920
89	J06	다발성 및 상쇄불명 부위의 급성 상기도 감염	4,572	13,624	30,807	341,204	285,977
90	S86	아래다리 부위의 근육 및 힘줄의 손상	4,572	22,921	23,607	698,187	580,677
91	S96	발목 및 발 부위의 근육 및 힘줄의 손상	4,494	20,745	21,143	557,218	467,101
92	S20	흉 각 의 표 재 성 손상	4,258	17,093	17,980	473,714	403,382
93	M43	기 타 변 형 성 등 병 증	4,247	41,556	43,206	2,585,682	1,941,473
94	L30	기 타 피 부 염	4,130	39,071	43,583	896,618	763,053
95	U79	장 부 겸 병 증 (臟 腑 兼 病 證)	4,058	20,009	25,226	745,383	625,278
96	M16	고 관 절 증	4,035	28,266	29,598	1,155,407	921,439
97	U64	간 허 증 (肝 虛 證)	3,947	25,176	27,282	759,194	638,804
98	M76	발을 제외한 하지의 골부착부병증	3,925	21,306	22,252	570,247	484,120
99	S22	늑골, 흉골 및 흉추의 골 절	3,918	52,033	54,351	5,879,773	4,382,098
100	G50	삼 차 신 경 의 장 애	3,852	31,711	33,807	831,329	697,864

Note : Based on the Treatment Month

제VI-13-1표

Table VI-13-1

65세이상 노인 질병소분류별 다빈도 상병 진료현황(한방 남자)

Benefits by Frequency of Disease in elderly man
above the age of 65 (O.H&C Male)

(단위 : 명, 일, 천원)

Unit : Person, Day, KRW 1,000

순위 Rank	상병 기호 I.C.D	상 병 명 Diseases	진료실인원수 Patients	입내원일수 Visits	요양급여일수 Reimbursed Days	진료비 Medical Expense	급여비 Benefit
1	M54	등 통 증	459,032	4,074,099	4,268,912	110,580,155	94,257,690
2	M79	다리 분류되지 않은 기타 연조직 장애	223,307	1,589,204	1,663,684	44,666,970	38,558,022
3	S33	요추 및 골반의 관절 및 인대의 탈구, 염좌 및 긴장	166,237	1,003,351	1,043,899	30,748,497	24,995,985
4	M62	기 타 근 육 장애	121,503	848,592	885,519	22,980,018	19,796,549
5	M25	다리 분류되지 않은 기타 관절 장애	113,790	828,962	879,863	23,148,201	19,836,751
6	M75	어 깨 병 변	67,932	439,442	459,465	11,911,358	9,949,919
7	K30	소 화 불 량	48,480	271,239	377,297	7,119,245	6,108,920
8	S43	견갑대의 관절 및 인대의 탈구, 염좌 및 긴장	47,737	280,332	292,320	7,826,118	6,501,287
9	S93	발목 및 발부위의 관절 및 인대의 탈구, 염좌 및 긴장	47,343	236,466	242,965	6,268,144	5,312,566
10	S13	목 부위의 관절 및 인대의 탈구, 염좌 및 긴장	42,979	229,402	242,506	6,990,685	5,606,898
11	M17	무 료 관 절 증	36,570	280,227	295,719	9,986,395	8,216,698
12	M48	기 타 척 추 병 증	32,449	346,873	364,799	12,333,525	9,754,057
13	S83	무릎의 관절 및 인대의 탈구, 염좌 및 긴장	29,790	184,398	190,905	5,211,204	4,345,901
14	S63	손목 및 손부위의 관절 및 인대의 탈구, 염좌 및 긴장	27,968	127,443	131,824	3,320,777	2,816,602
15	U30	근 골 격 계 및 결 합 조 직 의 질 환	21,862	123,728	130,574	3,200,880	2,753,955
16	U23	신 경 계 통 의 질 환	20,643	235,028	269,173	6,899,412	5,879,236
17	M77	기 타 골 부 착 부 병 증	16,365	91,323	95,757	2,362,401	2,004,780
18	ZZ	한 방 기 타	15,888	118,896	134,915	3,364,598	2,879,634
19	M51	기 타 추 간 판 장 애	15,532	153,657	166,168	7,506,004	5,538,066
20	J00	급 성 비 인 두 염 [감 기]	14,446	40,645	104,410	1,009,710	846,995
21	G51	안 면 신 경 장 애	13,958	257,918	273,010	7,169,150	5,906,296
22	R42	현 기 및 어 지 러 움	12,044	87,235	103,084	2,331,834	1,981,698
23	R10	복 부 및 골 반 통 증	11,568	62,857	82,005	1,699,280	1,421,521
24	R51	두 통	10,950	65,801	72,545	1,712,679	1,469,857
25	R25	이 상 불 수 의 운 동	10,303	81,759	86,804	2,007,514	1,747,419
26	S53	팔꿈치의 관절 및 인대의 탈구, 염좌 및 긴장	10,109	50,581	52,209	1,385,503	1,153,941
27	H93	다리 분류되지 않은 귀의 기타 장애	9,739	108,825	118,652	2,729,244	2,266,278
28	R20	피 부 감 각 의 장 애	9,278	67,470	71,144	1,726,094	1,484,819
29	S23	흉곽의 관절 및 인대의 탈구, 염좌 및 긴장	8,795	36,298	37,905	1,038,724	861,179
30	G47	수 면 장 애	8,573	83,227	93,370	2,039,499	1,747,594
31	M50	경 추 간 판 장 애	7,868	64,741	69,169	2,761,896	2,054,241
32	G43	편 두 통	7,505	44,202	48,186	1,126,444	963,939
33	M72	섬 유 모 세 포 장 애	7,365	50,695	52,691	1,278,356	1,088,667
34	G44	기 타 두 통 증 후 군	7,015	41,911	45,514	1,083,020	925,962
35	I63	뇌 경 색 증	6,283	53,338	60,398	6,242,470	4,845,501
36	M47	척 추 증	6,260	52,626	56,424	1,839,520	1,488,577
37	S80	아 래 다 리 의 표 재 성 손상	6,202	30,249	31,525	799,421	683,514
38	S30	복부, 아래등 및 골반의 표재성 손상	5,908	28,640	29,731	751,297	645,705
39	K59	기 타 기 능 성 장 장 애	5,863	41,130	61,416	1,017,362	870,177
40	M19	기 타 관 절 증	5,792	40,237	46,263	1,366,176	1,128,422
41	R05	기 침	5,780	21,598	47,653	532,243	447,898
42	M24	기 타 명 시 된 관 절 이 상	5,606	36,108	37,308	1,095,145	936,738
43	M53	다리 분류되지 않은 기타 등병증	5,543	37,443	39,469	1,048,376	870,432
44	G57	하 지 의 단 일 신 경 병 증	5,158	39,257	40,580	984,543	839,283
45	G81	편 마 비	4,858	24,377	27,592	4,964,055	3,981,518
46	I69	뇌 혈 관 질 환 의 후 유 증	4,853	88,458	91,948	2,614,528	2,210,766
47	F00	알츠하이머병에서의 치매 (G30.-E)	4,757	2,044	5,739	3,691,376	2,995,398
48	M13	기 타 관 절 염	4,624	30,695	34,086	955,121	800,314
49	K29	위 염 및 십 이 지 장 염	4,428	24,040	38,087	645,344	536,947
50	J31	만 성 비 염 , 비 인 두 염 및 인 두 염	4,380	28,209	54,783	724,505	598,846

주 : 진료일 기준

제VI-13-2표

Table VI-13-2

65세이상 노인 질병소분류별 다빈도 상병 진료현황(한방 여자)

Benefits by Frequency of Disease in elderly man
above the age of 65 (O.H&C Female)

(단위 : 명, 일, 천원)

Unit : Person, Day, KRW 1,000

순위 Rank	상병 기호 I.C.D	상 병 명 Diseases	진료실인원수 Patients	입내원일수 Visits	요양급여일수 Reimbursed Days	진료비 Medical Expense	급여비 Benefit
1	M54	등 통 증	930,281	8,500,602	8,953,344	234,219,442	199,329,273
2	M79	달리 분류되지 않은 기타 연조직 장애	466,615	3,259,357	3,417,454	94,235,307	81,101,036
3	M25	달리 분류되지 않은 기타 관절장애	283,673	2,069,485	2,212,640	60,087,958	51,206,276
4	M62	기 타 근 육 장애	243,583	1,636,407	1,715,475	44,533,112	38,253,620
5	S33	요추 및 골반의 관절 및 인대의 탈구, 염좌 및 긴장	242,416	1,633,195	1,707,740	53,314,594	42,955,892
6	K30	소 화 불 량	155,999	899,758	1,136,284	23,230,997	19,947,402
7	M75	어 깨 병 변	137,268	828,029	869,258	23,458,793	19,650,933
8	M17	무 료 관 절 증	125,821	1,038,374	1,094,176	42,891,494	34,769,382
9	S93	발목 및 발부위의 관절 및 인대의 탈구, 염좌 및 긴장	107,289	552,034	570,441	14,866,638	12,557,819
10	S43	견갑대의 관절 및 인대의 탈구, 염좌 및 긴장	81,973	478,555	499,225	13,513,803	11,216,549
11	M48	기 타 척 추 병 증	76,938	726,819	764,550	29,236,102	23,076,004
12	S13	목 부위의 관절 및 인대의 탈구, 염좌 및 긴장	74,877	393,985	415,673	12,251,387	9,781,769
13	S83	무릎의 관절 및 인대의 탈구, 염좌 및 긴장	72,114	488,376	507,160	14,181,378	11,762,401
14	S63	손목 및 손부위의 관절 및 인대의 탈구, 염좌 및 긴장	52,728	252,425	261,082	6,583,731	5,586,746
15	U30	근 골 격 계 및 결 합 조 직 의 질 환	45,950	243,595	258,994	6,429,005	5,509,190
16	R51	두 통 증	41,577	228,104	248,789	5,969,613	5,119,784
17	R10	복 부 및 골 반 통 증	33,865	176,991	225,346	4,863,728	4,037,431
18	U23	신 경 계 통 의 질 환	32,752	259,099	274,161	8,387,413	7,146,113
19	M51	기 타 추 간 판 장애	32,504	317,850	336,870	17,867,031	13,225,479
20	J00	급 성 비 인 두 염 [감 기]	30,326	89,480	201,048	2,178,940	1,840,919
21	G43	편 두 통	28,853	159,981	173,326	4,091,064	3,513,084
22	R42	현 기 및 어 지 러 움	28,210	182,549	206,995	5,050,671	4,271,165
23	G44	기 타 두 통 증 후 군	27,354	152,805	164,003	3,981,851	3,404,479
24	G51	안 면 신 경 장애	26,532	361,993	385,867	10,506,424	8,639,987
25	ZZ	한 방 기 타	26,489	170,911	187,040	5,213,928	4,448,843
26	G47	수 면 장애	25,613	284,760	305,361	6,502,456	5,632,695
27	R25	이 상 불 수 의 운 동	23,828	182,657	194,219	4,415,600	3,830,208
28	M77	기 타 골 부 착 부 병 증	23,189	130,404	136,316	3,386,804	2,884,443
29	S80	아 래 다 리 의 표 재 성 손상	21,074	107,023	110,363	2,847,509	2,433,606
30	R20	피 부 감 각 의 장애	18,626	121,251	129,345	3,032,698	2,629,634
31	S23	흉곽의 관절 및 인대의 탈구, 염좌 및 긴장	17,296	74,674	78,971	2,253,580	1,857,698
32	M19	기 타 관 절 증	14,909	108,232	114,816	4,540,532	3,672,420
33	H93	달리 분류되지 않은 귀의 기타 장애	14,744	149,003	159,247	3,652,379	3,076,405
34	M13	기 타 관 절 염	14,210	94,753	105,636	3,326,109	2,748,231
35	M72	섬 유 모 세 포 장애	13,547	85,897	90,497	2,232,659	1,892,674
36	K29	위 염 및 십 이 지 장 염	13,486	71,158	101,974	1,898,008	1,586,590
37	M47	척 추 증	13,307	105,625	111,834	3,755,852	3,073,873
38	F00	알츠하이머병에서의 치매 (G30.-+)	13,252	3,189	14,234	12,606,209	10,197,486
39	S30	복부, 아래등 및 골반의 표재성 손상	12,939	64,653	66,945	1,733,160	1,486,333
40	M24	기 타 명 시 된 관 절 이상	12,318	81,316	83,460	2,830,773	2,382,987
41	M50	경 추 간 판 장애	11,863	93,190	98,584	4,214,314	3,167,672
42	R05	기 침	11,844	47,785	86,407	1,151,345	975,439
43	S53	팔꿈치의 관절 및 인대의 탈구, 염좌 및 긴장	11,813	59,608	62,153	1,624,003	1,352,248
44	M53	달리 분류되지 않은 기타 등병증	11,698	70,513	74,394	1,984,733	1,656,691
45	G57	하 지 의 단 일 신 경 병 증	10,383	74,754	77,484	1,889,749	1,623,913
46	K59	기 타 기능 성 장 장애	9,791	61,841	79,694	1,634,535	1,386,954
47	U67	심 실 증 (心 實 證)	8,798	54,478	62,906	1,536,281	1,302,467
48	U68	비 병 증 (脾 病 證)	8,601	47,523	58,260	1,643,841	1,369,001
49	M65	윤 활 막 염 힘 출 윤 활 막 염	8,387	49,311	52,401	1,331,831	1,117,358
50	S73	둔부의 관절 및 인대의 탈구, 염좌 및 긴장	8,105	48,876	51,161	1,656,199	1,328,697

Note : Based on the Treatment Month

제VI-14표
Table VI-14

65세이상 노인 질병소분류별
Inpatient Benefits by Frequency of Disease

순위 Rank	상병 기호 I.C.D	상병명 Diseases	진료실인원수 Patients	입내원일수 Visits	요양급여일수 Reimbursed Days	진료비 Medical Expense	급여비 Benefit
1	M54	등통증	25,068	116,169	129,038	26,567,505	20,339,149
2	M79	달리 분류되지 않은 기타 연조직 장애	20,801	14,767	26,961	17,664,144	14,158,257
3	F00	알츠하이머병에서의 치매 (G30.-+)	17,599	2,145	16,518	16,216,603	13,127,475
4	M17	무릎관절증	15,750	139,320	152,752	24,136,242	18,260,225
5	M25	달리 분류되지 않은 기타 관절장애	12,740	28,342	36,443	12,161,979	9,575,335
6	I63	뇌경색증	9,668	37,794	45,767	13,440,271	10,512,475
7	G81	편마비	9,464	9,185	13,397	11,013,173	8,875,390
8	S33	요추 및 골반의 관절 및 인대의 탈구, 염좌 및 긴장	7,431	116,905	119,130	14,195,112	10,311,467
9	M48	기타 척추병증	6,937	86,570	91,794	13,314,023	9,884,990
10	S72	대퇴골의 골절	5,867	31,827	33,051	8,273,358	6,368,343
11	M51	기타 추간판 장애	5,064	107,400	109,438	13,675,043	9,881,306
12	M62	기타 근육 장애	4,961	3,767	4,416	3,943,902	3,175,784
13	G20	파킨슨 병	4,413	8,572	13,034	5,179,181	4,490,714
14	S32	요추 및 골반의 골절	3,881	48,946	51,210	7,870,955	5,917,642
15	U23	신경계통의 질환	3,626	1,834	6,395	3,029,902	2,444,925
16	M75	어깨병변	2,625	21,104	25,776	3,713,795	2,794,549
17	S22	늑골, 흉골 및 흉추의 골절	2,590	39,777	41,180	5,527,098	4,101,871
18	I10	분태성 (일차성) 고혈압	2,512	477	779	2,090,600	1,676,699
19	F03	상세불명 치매	2,041	799	1,111	1,793,780	1,445,960
20	G82	하반신마비 및 사지마비	1,996	3,458	3,933	2,712,344	2,188,809
21	M19	기타 관절증	1,908	13,458	14,209	2,649,051	2,004,165
22	I61	뇌내출혈	1,865	7,392	8,831	3,208,432	2,508,588
23	ZZ	한방 치료	1,793	2,760	3,031	1,658,338	1,327,676
24	C34	기관지 및 폐의 악성 신생물	1,766	20,723	21,488	2,672,805	2,205,989
25	K30	소화불량	1,683	4,009	7,128	1,095,791	853,003
26	N18	만성 신장 질환	1,637	1,638	1,727	1,657,701	1,441,221
27	M13	기타 관절염	1,450	4,877	5,860	1,449,909	1,124,969
28	S82	발목을 포함한 아래 다리의 골절	1,407	25,884	26,548	3,506,855	2,607,520
29	S06	두개내손상	1,298	4,529	4,797	1,709,531	1,337,716
30	U62	기혈음양병증 (氣血陰陽病證)	1,291	277	312	1,059,386	857,102
31	M47	척추증	1,208	10,379	11,645	1,767,739	1,322,550
32	I69	뇌혈관 질환의 후유증	1,172	4,387	6,406	1,332,795	1,015,648
33	G51	안면신경 장애	1,162	15,930	16,462	2,237,674	1,671,742
34	S83	무릎의 관절 및 인대의 탈구, 염좌 및 긴장	1,149	17,703	18,071	2,289,737	1,679,155
35	U71	신병증 (腎病證)	1,117	215	215	861,071	701,367
36	C50	유방의 악성 신생물	1,055	18,798	19,526	2,187,796	1,823,127
37	C16	위장의 악성 신생물	1,023	12,095	12,609	1,650,739	1,366,460
38	M50	경추간판 장애	1,004	18,838	19,265	2,489,717	1,801,898
39	S13	목 부위의 관절 및 인대의 탈구, 염좌 및 긴장	979	11,631	12,030	1,515,477	1,101,602
40	M24	기타 명시된 관절 이상	956	2,065	2,207	1,098,672	869,337
41	U60	기병증 (氣病證)	877	360	460	575,265	463,205
42	G30	알츠하이머 병	846	412	703	946,310	766,078
43	000	E11	843	1,326	1,639	750,276	590,208
44	R51	두통	819	1,426	1,872	570,793	448,469
45	C18	결장의 악성 신생물	791	7,584	8,170	1,223,456	1,036,921
46	R42	현기 및 어지러움	766	3,114	4,071	812,773	634,283
47	J18	상세불명 병원체의 폐렴	764	748	806	657,338	528,384
48	M43	기타 변형성 등병증	764	12,614	12,857	1,732,772	1,274,491
49	R10	복부 및 골반 통증	721	4,990	6,025	606,711	452,596
50	U68	비병증 (脾病證)	708	172	223	656,446	527,385

주 : 진료일 기준

입원 다빈도 상병 진료현황(한방 계)

in elderly man above the age of 65(O.H&C Total)

(단위 : 명, 일, 천원)

Unit : Person, Day, KRW 1,000

순위 Rank	상병 기호 I.C.D	상 병 명 Diseases	진료실인원수 Patients	입내원일수 Visits	요양급여일수 Reimbursed Days	진료비 Medical Expense	급여비 Benefit
51	S43	견갑대의 관절 및 인대의 탈구, 염좌 및 긴장	697	8,151	8,387	1,101,657	806,372
52	C25	체 장 이 자 의 악 성 신 생 물	685	10,643	11,239	1,175,486	993,945
53	M15	다 발 관 절 증	661	1,574	1,574	480,154	373,981
54	C61	전 립 샘 의 악 성 신 생 물	654	5,560	5,810	841,848	708,148
55	S52	아 래 팔 의 골 절	614	9,599	9,972	1,381,792	1,018,224
56	S92	발 목 을 제 외 한 발 의 골 절	609	11,638	12,056	1,539,326	1,131,853
57	C22	간 및 간 내 담 관 의 악 성 신 생 물	606	5,123	5,316	747,226	630,390
58	I50	심 부 전	576	572	589	541,897	428,687
59	U78	장 부 겸 병 증 (臟 腑 兼 病 證)	561	159	193	431,191	346,666
60	S42	어 깨 및 위 팔 의 골 절	558	6,444	6,698	1,034,541	771,431
61	I67	기 타 뇌 혈 관 질 환	554	9,452	10,558	1,346,131	999,045
62	M23	무 료 의 내 부 이 상	554	9,139	9,394	1,280,543	945,912
63	J00	급 성 비 인 두 염 [감 기]	547	1,179	3,690	60,009	42,210
64	S93	발목 및 발부위의 관절 및 인대의 탈구, 염좌 및 긴장	543	7,139	7,466	998,991	733,641
65	U30	근 골 격 계 및 결합 조직 의 질 환	531	30	396	445,447	360,244
66	G47	수 면 장 애	486	1,174	1,908	302,373	238,642
67	S46	어깨 및 위팔 부위의 근육 및 힘줄의 손상	430	7,294	7,432	973,873	717,377
68	I60	지 주 막 하 출 혈	418	1,148	1,311	719,223	569,802
69	K59	기 타 기 능 성 장 장 애	395	911	1,800	264,200	208,195
70	R53	권 태 감 및 피 로 감	383	442	466	324,161	261,925
71	U67	심 실 증 (心 實 證)	383	64	77	332,003	271,126
72	F01	혈 관 성 치 매	371	115	279	397,913	320,581
73	R54	노 쇠	350	65	69	312,015	251,099
74	C20	직 장 의 악 성 신 생 물	348	3,722	4,003	528,962	435,917
75	C24	기타 및 담도의 상세불명 부분의 악성 신생물	348	3,662	3,735	483,728	399,848
76	U69	폐 허 증 (肺 虛 證)	335	102	102	254,249	204,344
77	M16	고 관 절 증	326	3,116	3,252	523,547	388,455
78	000	E 1 4	322	480	502	286,298	225,761
79	C56	난 소 의 악 성 신 생 물	319	5,326	5,627	586,902	492,411
80	S73	둔부의 관절 및 인대의 탈구, 염좌 및 긴장	318	3,959	4,058	513,587	377,535
81	K29	위 염 및 십 이 지 장 염	313	503	862	197,641	157,339
82	R26	보 행 과 이 동 의 이 상	306	1,535	1,587	409,858	308,434
83	I99	순환기계통의 기타 및 상세불명의 장애	302	-	-	147,484	120,461
84	G43	편 두 통	295	531	667	206,958	160,411
85	U79	장 부 겸 병 증 (臟 腑 兼 病 證)	294	387	388	249,773	199,607
86	C67	방 광 의 악 성 신 생 물	290	2,361	2,386	343,783	287,800
87	U66	심 허 증 (心 虛 證)	289	194	207	247,080	197,979
88	I20	협 심 증	283	2,176	2,586	438,971	331,801
89	J44	기 타 만 성 폐 색 성 폐 질 환	280	485	775	253,366	201,207
90	R20	피 부 감 각 의 장 애	279	328	407	194,136	154,127
91	L89	육 창 궤 양 및 압 박 부 위	271	32	32	281,568	230,439
92	M81	병 적 골 절 이 없 는 골 다 공 증	270	70	664	230,592	181,145
93	M99	달리 분류되지 않은 생물역학적 병변	270	3,552	3,756	514,138	377,305
94	S23	흉곽의 관절 및 인대의 탈구, 염좌 및 긴장	263	3,001	3,086	384,300	284,868
95	U61	혈 병 증 (血 病 證)	259	57	58	239,139	193,172
96	U65	간 실 증 (肝 實 證)	257	549	643	230,775	180,693
97	J69	고 체 및 액 체 에 의 한 폐 염	222	12	12	220,707	180,802
98	N17	급 성 신 부 전	211	157	157	213,417	172,231
99	C71	뇌 의 악 성 신 생 물	210	829	900	225,906	202,740
100	I62	기 타 비 외 상 성 두 개 내 출 혈	210	581	596	306,010	242,397

Note : Based on the Treatment Month

제VI-14-1표

Table VI-14-1

65세이상 노인 질병소분류별 입원 다빈도 상병 진료현황(한방 남자)

Inpatient Benefits by Frequency of Disease in elderly man
above the age of 65 (O.H&C Male)

(단위 : 명, 일, 천원)

Unit : Person, Day, KRW 1,000

순위 Rank	상병 기호 I.C.D	상 병 명 Diseases	진료실인원수 Patients	입내원일수 Visits	요양급여일수 Reimbursed Days	진료비 Medical Expense	급여비 Benefit
1	M54	등 통 증	6,352	30,405	33,279	6,524,836	4,964,824
2	M79	달리 분류되지 않은 기타 연조직 장애	5,677	4,081	5,345	4,599,023	3,685,830
3	F00	알츠하이머병에서의 치매 (G30.-+)	4,619	839	4,401	3,661,061	2,971,595
4	I63	경 색 증	4,073	15,557	18,044	5,234,669	4,079,965
5	G81	편 마 비	3,897	4,348	5,141	4,439,250	3,571,644
6	M25	달리 분류되지 않은 기타 관절장애	2,988	5,752	7,017	2,492,845	1,960,602
7	M17	무릎 관절 증	2,705	19,673	21,257	3,609,555	2,728,741
8	S33	요추 및 골반의 관절 및 인대의 탈구, 염좌 및 긴장	2,077	31,848	32,354	3,809,735	2,743,758
9	M48	기타 척추 병 증	1,561	18,310	19,204	2,814,814	2,071,441
10	M62	기타 근육 장애	1,513	1,258	1,358	1,147,445	924,319
11	G20	파킨슨 병	1,470	3,203	3,870	1,580,853	1,362,677
12	U23	신경계통의 질환	1,341	904	2,100	1,035,245	834,252
13	M51	기타 추간판 장애	1,280	27,373	27,877	3,441,680	2,465,563
14	S72	대퇴골의 골절	1,026	5,609	5,972	1,425,099	1,093,116
15	C34	기관지 및 폐의 악성 신 생물	958	9,913	10,275	1,310,776	1,076,498
16	G82	하반신마비 및 사지마비	893	1,309	1,349	1,032,728	836,011
17	I61	뇌내 출혈	772	2,972	3,441	1,306,427	1,018,443
18	S06	두개내 손상	718	2,001	2,124	927,108	731,089
19	I10	본태성(일차성)고혈압	717	197	228	564,692	455,101
20	N18	만성 신장 질환	685	1,052	1,052	685,928	593,544
21	C61	전립샘의 악성 신 생물	654	5,560	5,810	841,848	708,148
22	F03	상세불명 치매	654	301	452	531,468	430,007
23	M75	어깨 병 변	624	5,108	5,705	879,716	654,619
24	S32	요추 및 골반의 골절	605	6,661	6,852	1,072,507	808,025
25	ZZ	한방 기 타	605	1,252	1,316	526,754	422,891
26	C16	위 의 악성 신 생물	548	5,393	5,680	787,726	646,893
27	I69	뇌혈관 질환의 후유증	498	2,299	2,311	567,035	427,755
28	S22	늑골, 흉골 및 흉추의 골절	490	7,389	7,595	1,005,231	738,068
29	K30	소화불량	420	713	1,172	218,805	171,611
30	J18	상세불명 병원체의 폐렴	419	303	320	336,825	273,797
31	G51	안면신경 장애	397	5,130	5,254	686,845	513,908
32	U62	기혈음양병증(氣血陰陽病證)	397	27	27	318,372	260,061
33	M19	기타 관절 증	354	2,066	2,369	425,828	325,904
34	C22	간 및 간내담관의 악성 신 생물	350	3,212	3,346	464,244	388,102
35	U71	신 병 증 (腎病證)	348	166	166	210,152	171,912
36	M50	척추간판 장애	343	5,903	6,007	831,297	602,246
37	C18	결장 의 악성 신 생물	324	2,717	3,125	437,749	374,498
38	S13	목 부위의 관절 및 인대의 탈구, 염좌 및 긴장	322	3,230	3,303	431,956	314,171
39	M47	척추 증	312	3,443	3,560	554,708	405,527
40	E11	인슐린-비의존 당뇨병	305	529	728	240,642	189,147
41	U60	기 병 증 (氣病證)	300	141	173	167,343	133,733
42	M13	기타 관절 염	278	642	758	239,457	188,744
43	C25	췌장 이 자 의 악성 신 생물	269	3,875	4,085	455,335	384,732
44	S83	무릎의 관절 및 인대의 탈구, 염좌 및 긴장	257	3,994	4,047	509,638	371,642
45	G30	알츠하이머 병	249	141	160	237,581	192,292
46	M24	기타 명시된 관절 이상	242	218	256	204,665	164,655
47	U68	비 병 증 (脾病證)	237	41	63	224,554	181,479
48	S82	발목을 포함한 아래 다리의 골절	233	4,094	4,137	560,823	411,346
49	S43	견갑대의 관절 및 인대의 탈구, 염좌 및 긴장	207	2,487	2,547	325,184	236,342
50	J44	기타 만성 폐색성 폐 질환	202	382	667	196,591	156,237

주 : 진료일 기준

제VI-14-2표

Table VI-14-2

65세이상 노인 질병소분류별 다빈도 상병 진료현황(한방 여자)

Inpatient Benefits by Frequency of Disease elderly man
above the age of 65 (O.H&C Female)

(단위 : 명, 일, 천원)

Unit : Person, Day, KRW 1,000

순위 Rank	상병 기호 I.C.D	상 병 명 Diseases	진료실인원수 Patients	입내원일수 Visits	요양급여일수 Reimbursed Days	진료비 Medical Expense	급여비 Benefit
1	M54	등 통 증	18,716	85,764	95,759	20,042,669	15,374,325
2	M79	다리 분류되지 않은 기타 연조직 장애	15,124	10,686	21,616	13,065,121	10,472,427
3	M17	무릎 관절 증	13,045	119,647	131,495	20,526,687	15,531,484
4	F00	알츠하이머병에서의 치매 (G30. - +)	12,980	1,306	12,117	12,555,542	10,155,880
5	M25	다리 분류되지 않은 기타 관절장애	9,752	22,590	29,426	9,669,133	7,614,733
6	I63	뇌 경색 증	5,595	22,237	27,723	8,205,602	6,432,510
7	G81	편마비	5,567	4,837	8,256	6,573,923	5,303,746
8	M48	기타 척추 병 증	5,376	68,260	72,590	10,499,209	7,813,549
9	S33	요추 및 골반의 관절 및 인대의 탈구, 염좌 및 긴장	5,354	85,057	86,776	10,385,377	7,567,710
10	S72	대퇴골의 골절	4,841	26,218	27,079	6,848,258	5,275,226
11	M51	기타 추간판 장애	3,784	80,027	81,561	10,233,364	7,415,742
12	M62	기타 근육 장애	3,448	2,509	3,058	2,796,457	2,251,465
13	S32	요추 및 골반의 골절	3,276	42,285	44,358	6,798,448	5,109,617
14	G20	파킨슨 병	2,943	5,369	9,164	3,598,329	3,128,038
15	U23	신경계통의 질환	2,285	930	4,295	1,994,656	1,610,673
16	S22	늑골, 흉골 및 흉추의 골절	2,100	32,388	33,585	4,521,867	3,363,803
17	M75	어깨 병 변	2,001	15,996	20,071	2,834,078	2,139,930
18	I10	본태성 (일차성) 고혈압	1,795	280	551	1,525,907	1,221,598
19	M19	기타 관절 증	1,554	11,392	11,840	2,223,223	1,678,262
20	F03	상세불명의 치매	1,387	498	659	1,262,313	1,015,953
21	K30	소화불량	1,263	3,296	5,956	876,986	681,393
22	ZZ	한방기타	1,188	1,508	1,715	1,131,584	904,785
23	S82	발목을 포함한 아래 다리의 골절	1,174	21,790	22,411	2,946,032	2,196,174
24	M13	기타 관절염	1,172	4,235	5,102	1,210,452	936,225
25	G82	하반신마비 및 사지마비	1,103	2,149	2,584	1,679,616	1,352,798
26	I61	뇌내출혈	1,093	4,420	5,390	1,902,005	1,490,145
27	C50	유방의 악성 신생물	1,051	18,776	19,504	2,183,107	1,819,551
28	N18	만성 신장 질환	952	586	971,773	847,677	847,677
29	M47	척추 증	896	6,936	8,085	1,213,031	917,023
30	U62	기혈음양병증 (氣血陰陽病證)	894	250	285	741,014	597,041
31	S83	무릎의 관절 및 인대의 탈구, 염좌 및 긴장	892	13,709	14,024	1,780,099	1,307,512
32	C34	기관지 및 폐의 악성 신생물	808	10,810	11,213	1,362,030	1,129,490
33	U71	신병증 (腎病證)	769	49	49	650,919	529,455
34	G51	안면신경 장애	765	10,800	11,208	1,550,829	1,157,835
35	M24	기타 명시된 관절 이상	714	1,847	1,951	894,007	704,682
36	I69	뇌혈관 질환의 후유증	674	2,088	4,095	765,760	587,894
37	M50	경추간판 장애	661	12,935	13,258	1,658,420	1,199,652
38	S13	목 부위의 관절 및 인대의 탈구, 염좌 및 긴장	657	8,401	8,727	1,083,521	787,431
39	R51	두통	635	1,186	1,568	472,737	369,830
40	M43	기타 변형성 등 병 증	631	10,732	10,923	1,473,033	1,085,313
41	G30	알츠하이머 병	597	271	543	708,729	573,786
42	S06	두개내손상	580	2,528	2,673	782,423	606,627
43	U60	기병증 (氣病證)	577	219	287	407,922	329,472
44	R42	현기 및 어지러움	571	2,330	2,962	621,823	487,572
45	R10	복부 및 골반 통증	566	4,196	5,022	500,051	372,551
46	S52	아래팔의 골절	561	8,911	9,279	1,278,628	943,550
47	E11	인슐린 - 비의존 당뇨병	538	797	911	509,634	401,061
48	M15	다발성 관절 증	505	1,400	1,400	398,628	309,510
49	S92	발목을 제외한 발의 골절	494	9,533	9,714	1,279,318	940,809
50	S43	견갑대의 관절 및 인대의 탈구, 염좌 및 긴장	490	5,664	5,840	776,472	570,030

Note : Based on the Treatment Month

제VI-15표
Table VI-15

65세이상 노인 질병소분류별
Outpatient Benefits by Frequency of Disease

순위 Rank	상병 기호 I.C.D	상 병 명 Diseases	진료실인원수 Patients	입내원일수 Visits	요양급여일수 Reimbursed Days	진료비 Medical Expense	급여비 Benefit
1	M54	등 통 증	1,368,241	12,458,532	13,093,218	318,232,092	273,247,814
2	M79	달리 분류되지 않은 기타 연조직 장애	669,769	4,833,794	5,054,177	121,238,133	105,500,801
3	S33	요추 및 골반의 관절 및 인대의 탈구, 염좌 및 긴장	402,549	2,519,641	2,632,509	69,867,979	57,640,410
4	M25	달리 분류되지 않은 기타 관절 장애	385,147	2,870,105	3,056,060	71,074,181	61,467,692
5	M62	기 타 근 육 장 애	360,245	2,481,232	2,596,578	63,569,228	54,874,385
6	K30	소 화 불 량	202,958	1,166,988	1,506,453	29,254,451	25,203,319
7	M75	어 깨 병 변	202,789	1,246,367	1,302,947	31,656,356	26,806,303
8	S93	발목 및 발부위의 관절 및 인대의 탈구, 염좌 및 긴장	154,190	781,361	805,940	20,135,790	17,136,745
9	M17	무 료 관 절 증	147,847	1,179,281	1,237,143	28,741,646	24,725,855
10	S43	견갑대의 관절 및 인대의 탈구, 염좌 및 긴장	129,099	750,736	783,158	20,238,264	16,911,465
11	S13	목 부위의 관절 및 인대의 탈구, 염좌 및 긴장	117,043	611,756	646,149	17,726,595	14,287,065
12	M48	기 타 척 추 병 증	103,421	987,122	1,037,555	28,255,604	22,945,071
13	S83	무릎의 관절 및 인대의 탈구, 염좌 및 긴장	100,929	655,071	679,994	17,102,845	14,429,147
14	S63	손목 및 손부위의 관절 및 인대의 탈구, 염좌 및 긴장	80,575	378,586	391,601	9,720,808	8,266,779
15	U30	근 골 격 계 및 결 합 조 직 의 질 환	67,283	367,293	389,172	9,184,438	7,902,901
16	R51	두 통	51,736	292,479	319,462	7,111,499	6,141,172
17	U23	신 경 계 통 의 질 환	49,834	492,293	536,939	12,256,924	10,580,424
18	R10	복 부 및 골 반 통 증	44,970	234,858	301,326	5,956,297	5,006,356
19	J00	급 성 비 인 두 염 [감 기]	44,252	128,946	301,768	3,128,641	2,645,704
20	M51	기 타 추 간 판 장 애	43,680	364,107	393,600	11,697,992	8,882,239
21	ZZ	한 방 기 타	40,621	287,047	318,924	6,920,188	6,000,801
22	G51	안 면 신 경 장 애	40,193	603,981	642,415	15,437,899	12,874,540
23	R42	현 기 및 어 지 러 움	39,557	266,670	306,008	6,569,732	5,618,579
24	M77	기 타 골 부 착 부 병 증	39,405	220,913	231,208	5,562,520	4,747,260
25	G43	편 두 통	36,076	203,652	220,845	5,010,550	4,316,612
26	G44	기 타 두 통 증 후 군	34,193	194,128	208,873	4,903,726	4,205,738
27	R25	이 상 불 수 의 운 동	33,966	263,958	280,541	6,245,431	5,436,721
28	G47	수 면 장 애	33,730	366,813	396,823	8,239,583	7,141,647
29	R20	피 부 감 각 의 장 애	27,632	188,393	200,082	4,564,656	3,960,326
30	S80	아 래 다 리 의 표 재 성 손 상	27,136	135,310	139,899	3,412,127	2,942,493
31	S23	흉곽의 관절 및 인대의 탈구, 염좌 및 긴장	25,860	107,971	113,790	2,908,004	2,434,010
32	H93	달리 분류되지 않은 귀의 기타 장애	24,425	257,225	277,286	6,287,781	5,273,704
33	S53	팔꿈치의 관절 및 인대의 탈구, 염좌 및 긴장	21,869	109,424	113,581	2,892,582	2,418,014
34	M72	섬 유 모 세 포 장 애	20,837	135,996	142,585	3,402,375	2,896,636
35	M50	경 추 간 판 장 애	18,882	139,093	148,488	4,486,492	3,420,015
36	M19	기 타 관 절 증	18,827	135,011	146,870	3,257,658	2,796,677
37	S30	복부, 아래등 및 골반의 표재성 손상	18,736	92,090	95,412	2,315,934	2,007,510
38	M47	척 추 증	18,411	147,872	156,613	3,827,632	3,239,900
39	K29	위 염 및 십 이 지 장 염	17,619	94,695	139,199	2,345,711	1,966,198
40	R05	기 침	17,518	69,203	133,434	1,655,517	1,401,590
41	M13	기 타 관 절 염	17,406	120,571	133,862	2,831,321	2,423,576
42	M53	달리 분류되지 않은 기타 등병증	17,100	107,313	113,155	2,888,855	2,415,164
43	M24	기 타 명 시 된 관 절 이 상	16,974	115,359	118,561	2,827,246	2,450,388
44	G57	하 지 의 단 일 신 경 병 증	15,445	113,737	117,776	2,781,247	2,390,733
45	K59	기 타 기 능 성 장 장 애	15,276	102,060	139,310	2,387,697	2,048,936
46	M65	윤 활 막 염 및 힘 줄 윤 활 막 염	12,496	73,886	77,891	1,864,890	1,581,339
47	S73	문부의 관절 및 인대의 탈구, 염좌 및 긴장	12,125	71,095	74,253	1,982,502	1,631,650
48	U68	비 병 증 (脾 病 證)	11,432	66,342	84,776	1,707,688	1,439,768
49	M99	달리 분류되지 않은 생물역학적 병변	11,045	98,840	107,746	2,664,613	2,215,122
50	U67	심 실 증 (心 實 證)	10,795	68,948	80,164	1,694,325	1,442,608

주 : 진료일 기준

외래 다빈도 상병 진료현황(한방 계)

in elderly man above the age of 65(O.H&C Total)

(단위 : 명, 일, 천원)

Unit : Person, Day, KRW 1,000

순위 Rank	상병 기호 I.C.D	상 병 명 Diseases	진료실인원수 Patients	임내원일수 Visits	요양급여일수 Reimbursed Days	진료비 Medical Expense	급여비 Benefit
51	S70	둔 부 및 대 퇴 의 표 재 성 손 상	10,731	54,857	56,968	1,398,903	1,204,394
52	S40	어 깨 및 위 팔 의 표 재 성 손 상	10,120	55,325	57,808	1,389,689	1,197,769
53	U28	소 화 계 통 의 질 환	10,051	45,016	57,479	1,118,362	969,101
54	R60	달 리 분 류 되 지 않 은 부 종	9,961	74,916	78,567	1,751,728	1,527,592
55	U60	기 병 증 (氣 病 證)	9,847	50,832	68,196	1,300,685	1,101,206
56	S46	어깨 및 위팔 부위의 근육 및 힘줄의 손상	9,506	56,771	59,309	1,531,962	1,266,541
57	G24	근 긴 장 이 상	9,180	52,574	55,628	1,283,860	1,087,186
58	G56	팔 의 단 일 신 경 병 증	9,125	54,031	56,661	1,343,144	1,152,544
59	J31	만 성 비 염 , 비 인 두 염 및 인 두 염	8,957	59,326	104,285	1,472,321	1,226,496
60	R07	목 구멍 및 가슴 의 통 증	8,875	53,602	59,171	1,316,585	1,133,680
61	M70	사용, 과용 및 압박과 관련된 연조직 장애	8,535	51,421	53,421	1,272,835	1,086,579
62	I69	뇌 혈 관 질 환 의 후 유 증	8,231	153,599	160,154	3,682,759	3,197,767
63	M23	무 름 의 내 부 이 상	7,976	55,102	57,230	1,407,142	1,191,839
64	R57	달 리 분 류 되 지 않 은 쇼 크	7,904	83,709	84,748	1,816,793	1,613,749
65	S90	발 목 및 발 의 표 재 성 손 상	7,117	28,853	29,847	731,372	631,425
66	U71	신 병 증 (腎 病 證)	7,024	49,392	52,951	1,181,703	1,024,230
67	M60	근 육	6,930	42,624	44,527	1,081,086	923,372
68	F45	신 체 형 장 애	6,914	39,421	48,102	983,813	821,507
69	K92	소 화 계 통 의 기 타 질 환	6,899	73,500	79,237	1,603,605	1,401,291
70	J30	혈관운동성 및 알레르기성 비염	6,799	43,112	67,507	1,053,160	884,384
71	H81	전 정 기 능 의 장 애	6,725	44,769	51,657	1,135,361	947,557
72	U65	간 실 증 (肝 實 證)	6,639	41,365	50,607	1,118,788	925,579
73	K07	치 아 열 굴 이 상 [부 정 교 합 포 함]	6,375	44,877	47,004	1,149,946	970,759
74	K21	위 - 식 도 역 류 병	5,837	38,689	52,054	967,817	808,088
75	U66	심 허 증 (心 虛 證)	5,627	34,468	49,143	871,502	723,186
76	U78	장 부 겸 병 증 (臟 腑 兼 病 證)	5,472	31,115	36,146	820,858	680,551
77	S76	둔부 및 대퇴 부위의 근육 및 힘줄의 손상	5,414	31,678	32,636	814,784	694,004
78	G20	파 긴 손 병	5,365	85,981	99,905	2,579,362	2,279,109
79	R00	심 장 박 동 이 상	5,355	32,914	37,233	769,934	656,191
80	S60	손 목 및 손 의 표 재 성 손 상	5,329	24,050	25,152	590,134	510,040
81	U22	정 신 및 행 동 장 애	5,189	32,464	41,174	932,196	756,160
82	I63	뇌 경 색 증	4,592	68,172	76,290	1,830,860	1,375,764
83	S86	아래다리 부위의 근육 및 힘줄의 손상	4,525	22,050	22,722	578,080	491,320
84	J06	다발성 및 상쇄불명 부위의 급성 상기도 감염	4,496	13,467	30,167	322,091	271,664
85	S96	발목 및 발 부위의 근육 및 힘줄의 손상	4,471	20,449	20,846	511,899	433,386
86	S20	흉 관 의 표 재 성 손 상	4,218	16,727	17,589	420,420	363,934
87	U62	기 혈 음 양 병 증 (氣 血 陰 陽 病 證)	4,165	21,737	33,180	530,805	448,770
88	L30	기 타 피 부 염	4,115	38,966	43,440	875,678	747,067
89	M76	발을 제외한 하지의 골부착부병증	3,892	21,204	22,150	541,602	462,779
90	G50	삼 차 신 경 의 장 애	3,832	31,373	33,413	779,301	658,714
91	U64	간 허 증 (肝 虛 證)	3,772	25,040	27,115	591,329	502,138
92	U79	장 부 겸 병 증 (臟 腑 兼 病 證)	3,765	19,622	24,838	495,610	425,671
93	L29	가 려 음	3,735	24,508	28,262	564,044	485,880
94	M16	고 관 절 증	3,726	25,150	26,346	631,861	532,985
95	M43	기 타 변 형 성 등 병 증	3,547	28,942	30,349	852,909	666,982
96	E51	티 아 민 결 핏	3,518	25,547	26,502	585,064	503,904
97	G64	말 초 신 경 계 통 의 기 타 장 애	3,448	33,250	35,099	745,750	648,234
98	S50	아 래 팔 의 표 재 성 손 상	3,439	17,478	18,205	447,808	384,271
99	T14	상 세 불명 의 신 체 부 위 의 손 상	3,373	16,018	17,127	401,396	342,781
100	M46	기 타 염 증 성 척 추 병 증	3,294	26,372	27,599	685,723	583,402

Note : Based on the Treatment Month

제VI-15-1표

Table VI-15-1

65세이상 노인 질병소분류별 외래 다빈도 상병 진료현황(한방 남자)

Outpatient Benefits by Frequency of Disease in elderly man
above the age of 65 (O.H&C Male)

(단위 : 명, 일, 천원)

Unit : Person, Day, KRW 1,000

순위 Rank	상병 기호 I.C.D	상 병 명 Diseases	진료실인원수 Patients	입내원일수 Visits	요양급여일수 Reimbursed Days	진료비 Medical Expense	급여비 Benefit
1	M54	등 통 증	453,551	4,043,694	4,235,633	104,055,319	89,292,866
2	M79	달리 분류되지 않은 기타 연조직 장애	217,803	1,585,123	1,658,339	40,067,947	34,872,192
3	S33	요추 및 골반의 관절 및 인대의 탈구, 염좌 및 긴장	164,489	971,503	1,011,545	26,938,762	22,252,228
4	M62	기 타 근 육 장애	120,028	847,334	884,161	21,832,573	18,872,230
5	M25	달리 분류되지 않은 기타 관절 장애	110,873	823,210	872,846	20,655,356	17,876,149
6	M75	어 깨 병 변	67,351	434,334	453,760	11,031,642	9,295,300
7	K30	소 화 불 량	48,092	270,526	376,125	6,900,440	5,937,309
8	S43	견갑대의 관절 및 인대의 탈구, 염좌 및 긴장	47,554	277,845	289,773	7,500,933	6,264,945
9	S93	발목 및 발부위의 관절 및 인대의 탈구, 염좌 및 긴장	47,249	235,255	241,727	6,078,756	5,172,877
10	S13	목 부위의 관절 및 인대의 탈구, 염좌 및 긴장	42,718	226,172	239,203	6,558,729	5,292,726
11	M17	무 료 관 절 증	34,115	260,554	274,462	6,376,840	5,487,957
12	M48	기 타 척 추 병 증	31,131	328,563	345,595	9,518,710	7,682,616
13	S83	무릎의 관절 및 인대의 탈구, 염좌 및 긴장	29,560	180,404	186,858	4,701,566	3,974,259
14	S63	손목 및 손부위의 관절 및 인대의 탈구, 염좌 및 긴장	27,930	126,984	131,365	3,257,337	2,769,438
15	U30	근 골격 계 및 결합 조직 의 질환	21,730	123,728	130,574	3,112,788	2,681,636
16	U23	신 경 계 통 의 질환	19,334	234,124	267,073	5,864,167	5,044,984
17	M77	기 타 골 부 착 부 병 증	16,332	91,097	95,518	2,321,636	1,973,735
18	ZZ	한 방 기 타	15,298	117,644	133,599	2,837,844	2,456,743
19	M51	기 타 추 간 판 장애	14,446	126,284	138,291	4,064,324	3,072,503
20	J00	급 성 비 인 두 염 [감 기]	14,265	40,270	103,349	984,715	830,080
21	G51	안 면 신 경 장애	13,868	252,788	267,756	6,482,305	5,392,388
22	R42	현 기 및 어 지 러 움	11,866	86,451	101,975	2,140,884	1,834,986
23	R10	복 부 및 골 반 통 증	11,453	62,063	81,002	1,592,619	1,341,475
24	R51	두 통	10,767	65,561	72,241	1,614,623	1,391,218
25	R25	이 상 불 수 의 운동	10,247	81,669	86,714	1,951,402	1,702,745
26	S53	팔꿈치의 관절 및 인대의 탈구, 염좌 및 긴장	10,090	50,241	51,869	1,337,134	1,117,548
27	H93	달리 분류되지 않은 귀의 기타 장애	9,726	108,747	118,567	2,715,378	2,256,193
28	R20	피 부 감 각 의 장애	9,192	67,357	71,031	1,660,142	1,433,094
29	S23	흉곽의 관절 및 인대의 탈구, 염좌 및 긴장	8,744	35,710	37,317	962,551	804,498
30	G47	수 면 장애	8,410	82,939	93,026	1,957,696	1,682,366
31	M50	경 추 간 판 장애	7,583	58,838	63,162	1,930,599	1,451,995
32	G43	편 두 통	7,463	44,102	48,086	1,085,890	933,069
33	M72	섬 유 모 세 포 장애	7,343	50,605	52,601	1,262,494	1,076,267
34	G44	기 타 두 통 증 후 군	6,983	41,778	45,365	1,049,560	900,281
35	S80	아 래 다 리 의 표 재 성 손상	6,170	29,850	31,123	751,896	648,021
36	M47	척 추 증	5,963	49,183	52,864	1,284,811	1,083,050
37	S30	복부, 아래등 및 골반의 표재성 손상	5,881	28,371	29,457	719,013	622,208
38	R05	기 침	5,740	21,563	47,426	523,367	440,723
39	K59	기 타 기능성 장 장애	5,735	40,844	60,847	968,214	832,374
40	M53	달리 분류되지 않은 기타 등병증	5,505	37,225	39,206	1,007,107	839,003
41	M19	기 타 관 절 증	5,443	38,171	43,894	940,348	802,519
42	M24	기 타 명 시 된 관 절 이상	5,364	35,890	37,052	890,480	772,083
43	G57	하 지 의 단 일 신 경 병 증	5,131	39,197	40,520	966,596	825,274
44	I69	뇌 혈관 질환 의 후유증	4,376	86,159	89,637	2,047,493	1,783,012
45	J31	만 성 비염, 비인두염 및 인두염	4,373	28,209	54,764	722,705	597,301
46	K29	위 염 및 십이지장염	4,351	23,919	37,903	597,002	498,495
47	M13	기 타 관 절 염	4,348	30,053	33,328	715,664	611,570
48	S73	둔부의 관절 및 인대의 탈구, 염좌 및 긴장	4,231	25,060	26,008	695,307	575,885
49	M65	윤활막염 및 힘줄 윤활막염	4,160	25,322	26,252	641,064	544,902
50	R60	달리 분류되지 않은 부종	3,806	26,814	28,172	639,727	557,254

주 : 진료일 기준

제VI-15-2표

Table VI-15-2

65세이상 노인 질병소분류별 외래 다빈도 상병 진료현황(한방 여자)

Outpatient Benefits by Frequency of Disease elderly man
above the age of 65 (O.H&C Female)

(단위 : 명, 일, 천원)

Unit : Person, Day, KRW 1,000

순위 Rank	상병 기호 I.C.D	상 병 명 Diseases	진료실인원수 Patients	입내원일수 Visits	요양급여일수 Reimbursed Days	진료비 Medical Expense	급여비 Benefit
1	M54	등 통 증	914,690	8,414,838	8,857,585	214,176,773	183,954,948
2	M79	다리 분류되지 않은 기타 연조직 장애	451,966	3,248,671	3,395,838	81,170,185	70,628,609
3	M25	다리 분류되지 않은 기타 관절장애	274,274	2,046,895	2,183,214	50,418,825	43,591,543
4	M62	기 타 근 육 장애	240,217	1,633,898	1,712,417	41,736,655	36,002,155
5	S33	요추 및 골반의 관절 및 인대의 탈구, 염좌 및 긴장	238,060	1,548,138	1,620,964	42,929,217	35,388,183
6	K30	소 화 불 량	154,866	896,462	1,130,328	22,354,010	19,266,009
7	M75	어 깨 병 변	135,438	812,033	849,187	20,624,715	17,511,003
8	M17	무 료 관 절 증	113,732	918,727	962,681	22,364,807	19,237,898
9	S93	발목 및 발부위의 관절 및 인대의 탈구, 염좌 및 긴장	106,941	546,106	564,213	14,057,034	11,963,868
10	S43	견갑대의 관절 및 인대의 탈구, 염좌 및 긴장	81,545	472,891	493,385	12,737,331	10,646,519
11	S13	목 부위의 관절 및 인대의 탈구, 염좌 및 긴장	74,325	385,584	406,946	11,167,867	8,994,339
12	M48	기 타 척 추 병 증	72,290	658,559	691,960	18,736,893	15,262,455
13	S83	무릎의 관절 및 인대의 탈구, 염좌 및 긴장	71,369	474,667	493,136	12,401,280	10,454,888
14	S63	손목 및 손부위의 관절 및 인대의 탈구, 염좌 및 긴장	52,645	251,602	260,236	6,463,471	5,497,341
15	U30	근 골 격 계 및 결 합 조 직 의 질 환	45,553	243,565	258,598	6,071,650	5,221,265
16	R51	두 통 증	40,969	226,918	247,221	5,496,875	4,749,954
17	R10	복 부 및 골 반 통 증	33,517	172,795	220,324	4,363,677	3,664,881
18	U23	신 경 계 통 의 질 환	30,500	258,169	269,866	6,392,757	5,535,440
19	J00	급 성 비 인 두 염 [감 기]	29,987	88,676	198,419	2,143,926	1,815,624
20	M51	기 타 추 간 판 장애	29,234	237,823	255,309	7,633,668	5,809,737
21	G43	편 두 통	28,613	159,550	172,759	3,924,659	3,383,543
22	R42	현 기 및 어 지 러 움	27,691	180,219	204,033	4,428,848	3,783,593
23	G44	기 타 두 통 증 후 군	27,210	152,350	163,508	3,854,167	3,305,457
24	G51	안 면 신 경 장애	26,325	351,193	374,659	8,955,595	7,482,152
25	ZZ	한 방 기 타	25,323	169,403	185,325	4,082,344	3,544,058
26	G47	수 면 장애	25,320	283,874	303,797	6,281,887	5,459,280
27	R25	이 상 불 수 의 운 동	23,719	182,289	193,827	4,294,029	3,733,976
28	M77	기 타 불 부 착 부 병 증	23,073	129,816	135,690	3,240,884	2,773,525
29	S80	아 래 다 리 의 표 재 성 손상	20,966	105,460	108,776	2,660,231	2,294,472
30	R20	피 부 감 각 의 장애	18,440	121,036	129,051	2,904,514	2,527,233
31	S23	흉곽의 관절 및 인대의 탈구, 염좌 및 긴장	17,116	72,261	76,473	1,945,453	1,629,512
32	H93	다리 분류되지 않은 귀의 기타 장애	14,699	148,478	158,719	3,572,403	3,017,511
33	M72	섬 유 모 세 포 장애	13,494	85,391	89,984	2,139,881	1,820,369
34	M19	기 타 관 절 증	13,384	96,840	102,976	2,317,310	1,994,158
35	K29	위 염 및 십 이 지 장 염	13,268	70,776	101,296	1,748,709	1,467,703
36	M13	기 타 관 절 염	13,058	90,518	100,534	2,115,657	1,812,006
37	S30	복부, 아래등 및 골반의 표재성 손상	12,855	63,719	65,955	1,596,922	1,385,303
38	M47	척 추 증	12,448	98,689	103,749	2,542,821	2,156,850
39	S53	팔꿈치의 관절 및 인대의 탈구, 염좌 및 긴장	11,779	59,183	61,712	1,555,448	1,300,466
40	R05	기 침	11,778	47,640	86,008	1,132,150	960,868
41	M24	기 타 명 시 된 관 절 이 상	11,610	79,469	81,509	1,936,766	1,678,306
42	M53	다리 분류되지 않은 기타 등 병증	11,595	70,088	73,949	1,881,748	1,576,161
43	M50	경 추 간 판 장애	11,299	80,255	85,326	2,555,894	1,968,020
44	G57	하 지 의 단 일 신 경 병 증	10,314	74,540	77,256	1,814,651	1,565,459
45	K59	기 타 기 능 성 장 장애	9,541	61,216	78,463	1,419,483	1,216,562
46	U67	심 실 증 (心 實 證)	8,560	54,440	62,855	1,331,748	1,135,764
47	M65	윤 활 막 염 및 힘 줄 윤 활 막 염	8,336	48,564	51,639	1,223,826	1,036,437
48	U68	비 병 증 (脾 病 證)	8,133	47,392	58,100	1,211,949	1,023,095
49	S73	둔부의 관절 및 인대의 탈구, 염좌 및 긴장	7,894	46,035	48,245	1,287,196	1,055,765
50	U28	소 화 계 통 의 질 환	7,650	32,906	40,821	814,656	704,081

Note : Based on the Treatment Month

제VI-16표
Table VI-16

시도별 신규 중증(암)등록환자의
Number of People Registered Newly as Patients with Serious

구 분		계 T	서 울 Seoul	부 산 Busan	대 구 Daegu	인 천 Incheon	광 주 Gwangju	대 전 Daejeon	울 산 Ulsan	세 종 Sejong	경 기 Gyeonggi
계		375,546	68,930	26,077	17,124	20,848	9,909	10,004	7,869	2,332	93,813
폐	암	33,591	5,867	2,173	1,675	1,905	802	845	668	184	7,979
위	암	29,508	4,749	2,151	1,254	1,527	721	914	620	149	6,957
간	암	18,247	2,929	1,359	788	987	507	431	343	83	4,247
대장	암	32,597	5,751	2,311	1,460	1,862	761	868	569	176	8,222
유방	암	33,110	6,560	2,147	1,569	2,041	780	917	706	246	9,151
자궁경부	암	3,390	565	269	172	191	102	94	55	16	860
입술구강	암	4,849	916	327	229	247	127	124	98	25	1,230
식도	암	3,177	563	267	118	176	63	75	60	18	703
담낭	암	2,719	437	236	128	144	58	67	63	11	588
담도	암	4,668	677	343	242	208	114	126	94	24	1,047
췌장	암	9,434	1,715	646	414	503	220	222	175	46	2,241
후두	암	1,325	223	115	60	69	29	26	20	4	299
소장	암	1,422	251	106	55	94	36	38	32	7	365
뼈및관절연골	암	682	112	45	28	41	25	20	12	1	163
피부	암	9,958	1,568	554	434	437	277	237	164	59	2,068
종피성연조직	암	2,710	534	181	111	188	54	72	55	13	666
난소	암	4,386	851	303	183	228	117	144	92	36	1,190
전립선	암	28,539	5,742	1,970	1,288	1,356	703	716	492	154	6,633
신장	암	7,882	1,471	554	391	465	189	192	192	47	2,031
신우	암	1,012	190	61	50	61	30	18	16	5	245
요관	암	1,329	254	94	67	66	31	32	26	7	296
방광	암	8,851	1,635	672	402	469	184	238	132	41	2,179
뇌	암	2,647	456	170	116	139	83	75	57	19	668
비호지킨림프종		6,862	1,307	508	273	406	194	179	117	53	1,758
다발성골수종		2,898	548	181	118	148	84	104	49	13	688
백혈병		5,974	1,077	372	286	304	182	177	137	37	1,483
갑상샘	암	38,365	7,131	3,024	1,915	2,313	1,134	1,001	1,106	374	10,288
기타	암	87,415	16,889	5,755	3,936	4,964	2,629	2,367	1,945	558	22,539

주 : 1) 2023년 1월부터 12월까지 국민건강보험공단에 등록된 신규 중증(암) 등록인원 기준이며, 사망자, 재등록자 포함.

2) 중증(암)등록환자의 주민등록 주소지 기준이며, 기타는 주민등록 주소지가 불분명한 건임.

3) 등록 암환자가 산정특례 적용기간 중에 기존에 등록된 암과 다른 암종이 추가로 발생한 경우 별도로 등록해야 하므로, 계의 값은 아래 구분의 합계보다 작을 수 있음

암유형별 등록인원 현황

Disease or Cancer by Region and Cancer Type

(단위 : 명)
Unit : Person

강 원 Gangwon	충 북 Chungbuk	충 남 Chungnam	전 북 Jeonbuk	전 남 Jeonnam	경 북 Gyeongbuk	경 남 Gyeongnam	제 주 Jeju	기 타 Other	Division
11,912	11,842	16,313	14,000	15,477	20,560	24,269	4,267	-	Total
1,213	1,189	1,591	1,359	1,497	2,148	2,094	402	-	Lung cancer
1,053	1,162	1,383	1,177	1,291	1,948	2,127	325	-	Gastric cancer
668	588	748	729	1,058	1,121	1,375	286	-	Hepatic cancer
1,188	1,108	1,509	1,195	1,269	1,895	2,049	404	-	Colon cancer
941	941	1,250	975	1,004	1,531	1,953	398	-	Breast cancer
100	119	133	139	119	197	216	43	-	Cervical cancer
167	145	215	173	198	270	293	65	-	Oral cancer
139	107	161	113	140	199	224	51	-	Esophageal cancer
105	80	127	142	119	163	215	36	-	Gall bladder cancer
150	187	231	210	193	355	390	77	-	Cholangiocarcinoma
329	325	460	361	450	563	654	110	-	Pancreatic cancer
59	56	62	42	60	84	103	14	-	Larynx cancer
45	45	59	48	65	72	96	8	-	Small intestine cancer
18	23	32	31	36	38	51	6	-	Bone and joint cancer
364	357	537	583	685	740	734	160	-	Skin cancer
85	90	118	80	100	176	155	32	-	Mesothelial soft tissue cancer
129	113	174	157	129	219	282	39	-	Ovarian cancer
929	927	1,390	1,181	1,334	1,697	1,745	282	-	Prostatic cancer
251	272	327	261	251	411	493	84	-	Kidney cancer
26	29	47	49	38	70	61	16	-	Renal pelvis cancer
38	46	76	47	70	88	83	8	-	Ureter cancer
302	276	386	356	377	487	619	96	-	Bladder cancer
74	79	129	90	107	135	205	45	-	Brain cancer
210	201	290	240	285	369	395	77	-	Non-Hodgkin lymphoma
104	103	137	111	126	159	187	38	-	Mutiple myeloma
203	206	263	241	232	313	378	83	-	Leukaemia
861	918	1,472	1,107	1,311	1,611	2,488	311	-	Thyroid cancer
2,516	2,550	3,545	3,237	3,474	4,235	5,358	918	-	Other

Note : 1) Data is based on the number of people registered newly as patients with serious disease or cancer in the NHIS from January to December 2023, including the deceased and re-registered individuals.

2) Region is classified according to the address of resident's registration and the case that the address is unclear is categorized as other.

3) The total value may be less than the sum of the categories below considering that a registered cancer patient who developed a cancer type different from the previously registered one during the special calculation period must register the new cancer separately.

제VI-17표
Table VI-17

시도별 신규 중증(암)등록환자의
Number of People Treated among Those Registered Newly

구 분		계 T	서 울 Seoul	부 산 Busan	대 구 Daegu	인 천 Incheon	광 주 Gwangju	대 전 Daejeon	울 산 Ulsan	세 종 Sejong	경 기 Gyeonggi
계		371,288	68,137	25,835	16,973	20,599	9,804	9,901	7,779	2,310	92,680
폐	암	35,972	6,325	2,326	1,780	2,002	873	906	722	193	8,553
위	암	32,650	5,309	2,374	1,407	1,663	834	994	682	168	7,698
간	암	20,380	3,263	1,543	883	1,083	585	491	390	95	4,656
대 장	암	35,783	6,364	2,508	1,578	2,032	828	946	614	197	9,061
유 방	암	37,785	7,575	2,506	1,806	2,275	891	1,037	796	283	10,477
자 궁 경 부	암	4,074	693	318	192	223	124	113	67	17	1,044
입 술 구 강	암	5,830	1,068	381	268	294	154	140	122	26	1,488
식 도	암	3,676	640	303	136	199	84	94	64	17	825
담 낭	암	3,120	513	265	151	159	66	76	71	14	671
담 도	암	5,938	873	445	294	269	163	155	120	28	1,296
체 장	암	10,116	1,810	686	452	539	249	232	184	51	2,396
후 두	암	1,720	298	138	83	84	39	35	25	5	376
소 장	암	1,723	294	128	70	111	45	43	38	10	439
뼈 및 관 절 연 골	암	1,209	194	68	62	62	49	38	27	3	277
피 부	암	11,066	1,743	618	480	485	319	279	186	67	2,331
종 피 성 연 조 직	암	3,627	707	250	141	239	86	97	75	17	892
난 소	암	5,242	998	362	222	288	136	161	99	44	1,434
전 립 선	암	30,857	6,176	2,113	1,384	1,481	784	769	538	163	7,120
신 장	암	8,925	1,654	616	453	517	222	216	208	51	2,285
신 우	암	1,402	263	89	65	79	44	24	23	6	340
요 관	암	1,775	326	127	84	87	50	47	31	7	400
방 광	암	10,790	1,955	792	516	557	259	283	163	48	2,608
뇌	암	3,439	584	229	157	174	104	97	73	24	862
비 호 지 킨 림 프 종	암	8,049	1,535	571	321	464	238	210	127	64	2,073
다 발 성 골 수 종	암	3,271	632	192	133	161	111	108	54	15	761
백 혈 병	암	6,421	1,172	402	298	334	195	185	149	39	1,592
갑 상 샘	암	43,085	8,039	3,354	2,172	2,590	1,280	1,135	1,213	405	11,443
기 타	암	118,651	22,555	7,729	5,221	6,833	3,482	3,208	2,590	717	30,600

주 : 1) 진료일 기준
2) 2023년 1월부터 12월까지 국민건강보험공단에 등록된 신규 중증(암) 등록환자(악국, 사망자, 재등록자 포함) 기준
3) 중증(암)등록환자의 주민등록 주소지 기준이며, 기타는 주민등록 주소지가 불분명한 건임

암유형별 진료인원 현황

as Patients with Serious Disease or Cancer by Region and Cancer Type

(단위 : 명)
Unit : Person

강 원 Gangwon	충 북 Chungbuk	충 남 Chungnam	전 북 Jeonbuk	전 남 Jeonnam	경 북 Gyeongbuk	경 남 Gyeongnam	제 주 Jeju	기 타 Other	Division
11,744	11,713	16,083	13,830	15,322	20,352	24,008	4,218	-	Total
1,301	1,270	1,696	1,448	1,635	2,266	2,234	442	-	Lung cancer
1,154	1,279	1,527	1,331	1,434	2,118	2,321	357	-	Gastric cancer
723	649	845	831	1,199	1,265	1,560	319	-	Hepatic cancer
1,310	1,215	1,658	1,320	1,430	2,035	2,250	437	-	Colon cancer
1,057	1,079	1,407	1,134	1,122	1,705	2,191	444	-	Breast cancer
128	137	154	175	151	229	263	46	-	Cervical cancer
195	193	264	214	269	321	356	77	-	Oral cancer
152	125	182	133	180	228	256	58	-	Esophageal cancer
107	100	144	158	143	189	253	40	-	Gall bladder cancer
205	235	278	260	289	444	495	89	-	Cholangiocarcinoma
358	348	490	401	493	598	708	121	-	Pancreatic cancer
82	70	82	62	79	113	132	17	-	Larynx cancer
56	62	66	63	82	84	116	16	-	Small intestine cancer
35	34	56	61	70	69	90	14	-	Bone and joint cancer
405	398	584	625	755	804	808	179	-	Skin cancer
120	122	144	115	148	227	206	41	-	Mesothelial soft tissue cancer
157	136	208	181	166	261	341	48	-	Ovarian cancer
990	1,018	1,488	1,282	1,471	1,855	1,908	317	-	Prostatic cancer
289	306	375	317	307	468	550	91	-	Kidney cancer
37	46	65	66	57	95	79	24	-	Renal pelvis cancer
58	53	98	70	91	123	113	10	-	Ureter cancer
370	342	461	435	512	625	745	119	-	Bladder cancer
92	103	164	126	137	179	273	61	-	Brain cancer
258	245	337	285	340	434	457	90	-	Non-Hodgkin lymphoma
122	118	155	127	146	178	209	49	-	Mutiple myeloma
215	224	281	260	256	347	388	84	-	Leukaemia
993	1,030	1,639	1,273	1,515	1,872	2,765	367	-	Thyroid cancer
3,680	3,661	4,941	4,334	4,773	5,848	7,175	1,304	-	Other

Note : 1) Based on the Treatment Month 2) Based on new severe (cancer) patients registered with the National Health Insurance Service from January to December 2023 (including pharmacy, deceased, and re-registered patients)
3) Region is classified according to the address of resident's registration and the case that the address is unclear is categorized as other.

제VI-18표
Table VI-18

연령별 성별 신규

Treatments of People Registered Newly as Patients

구 분 Division		신규암등록인원중 진료실인원수 New Person	입내원일수 Visits	요 양 급 여 일 수 Reimbursed Days	진료비 (천원) Medical Expense (KRW 1,000)	급여비 (천원) Benefit (KRW 1,000)
계	Total	371,288	12,069,321	64,389,670	5,334,250,859	4,768,388,770
남자	M	182,667	5,943,679	32,076,832	2,756,542,775	2,484,112,905
여자	F	188,621	6,125,642	32,312,838	2,577,708,084	2,284,275,865
0 세	Age	28	1,488	2,751	937,988	852,227
남자	M	15	628	1,360	370,905	336,062
여자	F	13	860	1,391	567,083	516,165
1~4 세	S.T	245	20,309	47,018	11,322,220	10,238,971
남자	M	144	11,678	25,847	6,615,771	5,978,304
여자	F	101	8,631	21,171	4,706,448	4,260,666
5~9 세	S.T	373	27,737	71,446	14,971,882	13,565,779
남자	M	197	15,321	37,161	8,252,671	7,479,871
여자	F	176	12,416	34,285	6,719,210	6,085,908
10~14 세	S.T	483	29,205	78,872	17,103,937	15,456,867
남자	M	260	16,960	43,590	10,419,738	9,494,299
여자	F	223	12,245	35,282	6,684,199	5,962,568
15~19 세	S.T	748	31,675	109,545	17,119,296	15,442,311
남자	M	357	17,924	56,795	9,908,701	8,988,076
여자	F	391	13,751	52,750	7,210,595	6,454,235
20~24 세	S.T	2,131	52,035	296,753	27,901,103	25,028,781
남자	M	711	24,344	115,188	15,143,710	13,686,047
여자	F	1,420	27,691	181,565	12,757,393	11,342,734
25~29 세	S.T	5,575	104,049	718,809	47,433,170	41,668,410
남자	M	1,455	35,318	210,739	19,022,856	16,970,577
여자	F	4,120	68,731	508,070	28,410,313	24,697,833
30~34 세	S.T	9,611	173,305	1,220,186	75,585,320	65,603,362
남자	M	2,599	53,393	356,029	26,929,716	23,684,915
여자	F	7,012	119,912	864,157	48,655,605	41,918,447
35~39 세	S.T	11,775	252,188	1,650,724	115,840,286	100,718,712
남자	M	3,216	68,765	424,767	34,960,865	30,976,735
여자	F	8,559	183,423	1,225,957	80,879,421	69,741,976
40~44 세	S.T	20,495	526,855	3,199,370	233,080,804	202,676,707
남자	M	5,580	131,817	746,481	63,520,283	56,348,653
여자	F	14,915	395,038	2,452,889	169,560,521	146,328,054
45~49 세	S.T	23,478	734,141	4,175,065	326,176,545	285,552,997
남자	M	6,399	178,684	944,291	89,675,960	80,270,085
여자	F	17,079	555,457	3,230,774	236,500,585	205,282,913
50~54 세	S.T	32,035	1,064,904	5,439,750	462,024,307	408,293,851
남자	M	11,146	336,663	1,610,752	163,675,922	146,843,750
여자	F	20,889	728,241	3,828,998	298,348,384	261,450,101
55~59 세	S.T	34,702	1,214,611	5,978,000	529,805,300	471,859,344
남자	M	15,423	499,301	2,390,859	238,459,335	214,259,656
여자	F	19,279	715,310	3,587,141	291,345,965	257,599,688
60~64 세	S.T	47,322	1,658,899	8,374,255	744,076,942	666,242,196
남자	M	24,823	838,012	4,150,478	399,596,707	359,912,568
여자	F	22,499	820,887	4,223,777	344,480,235	306,329,627
65~69 세	S.T	49,278	1,731,447	9,114,151	790,936,729	711,362,797
남자	M	29,283	1,013,811	5,339,770	479,224,975	432,388,544
여자	F	19,995	717,636	3,774,381	311,711,754	278,974,253
70~74 세	S.T	42,683	1,473,595	8,000,273	679,463,538	612,289,220
남자	M	26,953	925,917	5,156,895	432,512,386	390,452,682
여자	F	15,730	547,678	2,843,378	246,951,153	221,836,537
75~79 세	S.T	37,631	1,286,923	7,180,431	581,082,862	525,153,293
남자	M	24,119	823,448	4,798,215	373,679,688	338,064,265
여자	F	13,512	463,475	2,382,216	207,403,174	187,089,028
80~84 세	S.T	31,333	1,021,099	5,535,428	427,565,805	386,735,269
남자	M	18,964	614,993	3,684,323	260,936,388	236,179,640
여자	F	12,369	406,106	1,851,105	166,629,417	150,555,630
85 세이상	Andover	21,362	664,856	3,196,843	231,822,826	209,647,678
남자	M	11,023	336,702	1,983,292	123,636,198	111,798,176
여자	F	10,339	328,154	1,213,551	108,186,628	97,849,502

주 : 1) 진료일 기준

2) 2023 년 1 월부터 12 월까지 국민건강보험공단에 등록된 신규 중증(암) 등록환자(악국, 사망자, 재등록자 포함) 기준

중증(암)등록환자의 진료현황

with Serious Disease or Cancer by Age and Gender

(단위 : 명, 일, 원)

Unit : Person, Day, KRW

진료실인원당 Person				입 내 원 1 일 당 Per Visit		요 양 급 여 1 일 당 Perreimbursed day	
진료비 Medical Expense	급여비 Benefit	입내원일수 Visits	요양급여일수 Reimbursed Days	진료비 Medical Expense	급여비 Benefit	진료비 Medical Expense	급여비 Benefit
14,366,882	12,842,830	32.5	173.4	441,968	395,083	82,843	74,055
15,090,535	13,599,133	32.5	175.6	463,777	417,942	85,936	77,443
13,666,072	12,110,401	32.5	171.3	420,806	372,904	79,773	70,693
33,499,588	30,436,681	53.1	98.3	630,369	572,733	340,963	309,788
24,727,006	22,404,120	41.9	90.7	590,613	535,130	272,724	247,104
43,621,798	39,705,022	66.2	107.0	659,399	600,192	407,680	371,075
46,213,142	41,791,717	82.9	191.9	557,498	504,159	240,806	217,767
45,942,857	41,516,003	81.1	179.5	566,516	511,929	255,959	231,296
46,598,497	42,184,815	85.5	209.6	545,296	493,647	222,306	201,250
40,139,093	36,369,381	74.4	191.5	539,780	489,086	209,555	189,875
41,891,733	37,968,886	77.8	188.6	538,651	488,210	222,079	201,283
38,177,332	34,579,025	70.5	194.8	541,174	490,167	195,981	177,509
35,411,877	32,001,795	60.5	163.3	585,651	529,254	216,857	195,974
40,075,914	36,516,533	65.2	167.7	614,371	559,805	239,040	217,809
29,973,987	26,737,975	54.9	158.2	545,872	486,939	189,451	168,997
22,886,759	20,644,801	42.3	146.5	540,467	487,524	156,276	140,968
27,755,464	25,176,683	50.2	159.1	552,817	501,455	174,464	158,255
18,441,420	16,506,995	35.2	134.9	524,369	469,365	136,694	122,355
13,092,962	11,745,087	24.4	139.3	536,199	480,999	94,021	84,342
21,299,170	19,249,011	34.2	162.0	622,072	562,194	131,470	118,815
8,984,080	7,987,841	19.5	127.9	460,705	409,618	70,264	62,472
8,508,192	7,474,154	18.7	128.9	455,873	400,469	65,989	57,969
13,074,128	11,663,627	24.3	144.8	538,616	480,508	90,267	80,529
6,895,707	5,994,620	16.7	123.3	413,355	359,341	55,918	48,611
7,864,460	6,825,862	18.0	127.0	436,140	378,543	61,946	53,765
10,361,568	9,113,088	20.5	137.0	504,368	443,596	65,639	66,525
6,938,905	5,978,101	17.1	123.2	405,761	349,577	56,304	48,508
9,837,816	8,553,606	21.4	140.2	459,341	399,379	70,175	61,015
10,870,916	9,632,069	21.4	132.1	508,411	450,472	82,306	72,926
9,449,634	8,148,379	21.4	143.2	440,945	380,225	65,972	56,888
11,372,569	9,889,081	25.7	156.1	442,400	384,692	72,852	63,349
11,383,563	10,098,325	23.6	133.8	481,882	427,476	85,093	75,486
11,368,456	9,810,798	26.5	164.5	429,226	370,415	69,127	59,655
13,892,859	12,162,578	31.3	177.8	444,297	388,962	78,125	68,395
14,014,059	12,544,161	27.9	147.6	501,869	449,229	94,966	85,006
13,847,449	12,019,610	32.5	189.2	425,777	369,575	73,202	63,540
14,422,485	12,745,243	33.2	169.8	433,865	383,409	84,935	75,057
14,684,723	13,174,569	30.2	144.5	486,171	436,174	101,615	91,165
14,282,559	12,516,162	34.9	183.3	409,684	359,016	77,918	68,282
15,267,284	13,597,468	35.0	172.3	436,193	388,486	88,626	78,933
15,461,281	13,892,217	32.4	155.0	477,586	429,119	99,738	89,616
15,112,089	13,361,673	37.1	186.1	407,300	360,123	81,220	71,812
15,723,700	14,078,910	35.1	177.0	448,537	401,617	88,853	79,558
16,097,841	14,499,157	33.8	167.2	476,839	429,484	96,277	86,716
15,310,913	13,615,255	36.5	187.7	419,644	373,169	81,557	72,525
16,050,504	14,435,708	35.1	185.0	456,807	410,849	86,781	78,050
16,365,296	14,765,855	34.6	182.4	472,697	426,498	89,746	80,975
15,589,485	13,952,201	35.9	188.8	434,359	388,741	82,586	73,913
15,918,833	14,345,037	34.5	187.4	461,092	415,507	84,930	76,534
16,046,911	14,486,428	34.4	191.3	467,118	421,693	83,871	75,715
15,699,374	14,102,768	34.8	180.8	450,906	405,049	86,851	78,019
15,441,600	13,955,337	34.2	190.8	451,529	408,069	80,926	73,137
15,493,167	14,016,513	34.1	198.9	453,799	410,547	77,879	70,456
15,349,554	13,846,139	34.3	176.3	447,496	403,666	87,063	78,536
13,645,862	12,342,746	32.6	176.7	418,731	378,744	77,242	69,865
13,759,565	12,454,105	32.4	194.3	424,292	384,036	70,823	64,104
13,471,535	12,172,013	32.8	149.7	410,310	370,730	90,016	81,333
10,852,112	9,814,047	31.1	149.7	348,681	315,328	72,516	65,580
11,216,202	10,142,264	30.5	179.9	367,198	332,039	62,339	56,370
10,463,935	9,464,117	31.7	117.4	329,682	298,182	89,149	80,631

Note : 1) Based on the Treatment Month 2) Based on new severe (cancer) patients registered with the National Health Insurance Service from January to December 2023 (including pharmacy, deceased, and re-registered patients)

제VI-19표
Table VI-19

요양기관시도별 신규 중증(암)

Number of People Treated among Those Registered Newly

구 분	계 T	서 울 Seoul	부 산 Busan	대 구 Daegu	인 천 Incheon	광 주 Gwangju	대 전 Daejeon	울 산 Ulsan	세 종 Sejong	경 기 Gyeonggi
계	371,288	177,948	31,907	28,212	19,748	13,315	14,437	7,924	2,107	93,886
폐 암	35,972	17,994	2,597	2,852	1,832	933	1,282	683	160	8,505
위 암	32,650	14,733	2,783	2,483	1,640	1,077	1,453	727	130	7,697
간 암	20,380	10,122	1,781	1,467	1,031	773	679	428	62	4,715
대 장 암	35,783	15,055	2,994	2,807	1,970	1,082	1,403	670	196	9,233
유 방 암	37,785	19,080	3,412	2,732	2,152	1,251	1,439	796	297	10,621
자 궁 경 부 암	4,074	1,834	406	341	210	137	179	67	33	1,072
입 술 구 강 암	5,830	3,023	402	478	275	218	198	116	22	1,572
식 도 암	3,676	2,205	343	243	179	96	130	64	26	885
담 낭 암	3,120	1,291	312	251	176	100	113	73	18	814
담 도 암	5,938	2,611	541	529	266	234	241	151	36	1,523
체 장 암	10,116	5,641	819	785	552	395	386	231	51	2,899
후 두 암	1,720	722	151	159	76	53	63	23	5	335
소 장 암	1,723	819	128	117	95	57	56	30	4	400
뼈 및 관 절 연 골 암	1,209	608	72	82	40	74	35	17	3	293
피 부 암	11,066	3,590	777	921	457	767	428	169	67	2,156
중 피 성 연 조 직 암	3,627	2,035	262	210	190	116	106	60	14	906
난 소 암	5,242	2,371	420	352	234	132	211	102	47	1,899
전 립 선 암	30,857	14,582	2,438	2,420	1,362	1,230	1,252	522	147	6,820
신 장 암	8,925	4,613	601	628	660	207	206	172	26	1,907
신 우 암	1,402	638	87	112	91	54	38	27	6	306
요 관 암	1,775	832	123	135	83	68	68	36	4	394
방 광 암	10,790	4,515	875	817	511	370	369	149	25	2,424
뇌 암	3,439	1,993	241	203	173	86	112	53	19	824
비 호 지 킨 림 프 종	8,049	4,366	620	516	421	192	269	123	37	1,853
다 발 성 골 수 종	3,271	1,693	224	214	148	76	143	55	10	651
백 혈 병	6,421	3,075	466	481	256	113	377	145	16	1,369
갑 상 샘 암	43,085	20,186	4,568	3,295	2,225	1,399	1,450	1,040	264	10,561
기 타 암	118,651	50,617	8,825	7,620	5,770	3,761	4,097	2,373	575	27,030

주 : 1) 진료일 기준

2) 2023 년 1 월부터 12 월까지 국민건강보험공단에 등록된 신규 중증(암) 등록환자(악국, 사망자, 재등록자 포함) 기준

3) 요양기관 소재지 기준

등록환자의 암유형별 진료인원 현황

as Patients with Serious Disease or Cancer by Region and Cancer Type

(단위 : 명)
Unit : Person

강 원 Gangwon	충 북 Chungbuk	충 남 Chungnam	전 북 Jeonbuk	전 남 Jeonnam	경 북 Gyeongbuk	경 남 Gyeongnam	제 주 Jeju	Division
10,737	8,789	11,093	12,473	17,398	11,494	21,824	3,650	Total
1,132	935	1,119	1,185	1,813	1,102	1,874	345	Lung cancer
1,070	918	1,074	1,144	1,564	1,255	2,274	292	Gastric cancer
647	460	598	725	1,213	692	1,387	268	Hepatic cancer
1,239	962	1,179	1,188	1,589	1,223	2,104	381	Colon cancer
952	851	1,047	1,054	1,493	1,150	1,911	446	Breast cancer
127	92	105	163	223	106	235	41	Cervical cancer
184	129	177	188	305	157	391	72	Oral cancer
143	97	123	115	184	123	252	40	Esophageal cancer
91	77	105	130	134	99	249	35	Gall bladder cancer
185	190	203	237	256	254	447	68	Cholangiocarcinoma
346	297	380	371	541	395	706	110	Pancreatic cancer
75	55	57	52	85	51	126	15	Larynx cancer
51	35	37	50	63	34	96	9	Small intestine cancer
20	18	39	51	53	33	88	8	Bone and joint cancer
409	261	393	584	610	399	724	166	Skin cancer
81	72	84	100	120	98	174	30	Mesothelial soft tissue cancer
132	96	153	152	217	128	294	36	Ovarian cancer
856	694	817	1,113	1,393	1,004	1,805	265	Prostatic cancer
179	158	178	237	345	163	431	49	Kidney cancer
34	36	34	52	59	43	73	17	Renal pelvis cancer
49	32	58	63	96	43	107	4	Ureter cancer
295	269	321	397	470	302	691	83	Bladder cancer
63	74	104	95	158	83	224	53	Brain cancer
217	174	205	238	416	179	409	68	Non-Hodgkin lymphoma
86	80	72	92	220	61	159	41	Mutiple myeloma
181	150	163	216	362	114	296	69	Leukaemia
730	589	951	1,112	1,709	667	1,794	245	Thyroid cancer
3,019	2,310	2,899	3,591	4,876	2,578	5,588	1,019	Other

Note : 1) Based on the Treatment Month 2) Based on new severe (cancer) patients registered with the National Health Insurance Service from January to December 2023 (including pharmacy, deceased, and re-registered patients)
3) Location of health care institutions

제VI-20표
Table VI-20

시도별 전체 중증(암) 등록환자의
Total Number of People Registered as Patients with Serious

구 분		계 T	서 울 Seoul	부 산 Busan	대 구 Daegu	인 천 Incheon	광 주 Gwangju	대 전 Daejeon	울 산 Ulsan	세 종 Sejong	경 기 Gyeonggi
계		3,002,842	561,257	202,732	144,112	160,176	79,746	80,837	63,007	18,349	763,568
폐	암	132,937	25,015	8,202	6,233	6,876	3,111	3,385	2,584	699	33,538
위	암	348,583	55,325	25,429	16,549	17,425	8,346	10,459	7,262	2,029	79,687
간	암	84,831	14,197	6,142	3,658	4,307	2,077	1,856	1,736	352	21,153
대 장	암	313,000	56,514	20,970	14,793	17,175	6,941	8,424	5,698	1,613	77,693
유 방	암	346,716	69,957	22,817	16,370	20,505	8,166	9,654	7,168	2,257	94,711
자 궁 경 부	암	60,986	10,359	4,454	3,038	3,644	1,659	1,665	1,067	282	15,562
입 술 구 강	암	36,065	6,783	2,300	1,573	2,008	953	933	709	181	9,327
식 도	암	15,047	2,592	1,276	575	735	298	343	261	69	3,369
담 낭	암	11,926	1,914	1,023	588	535	285	311	335	41	2,550
담 도	암	15,676	2,634	1,114	792	792	339	396	356	77	3,647
췌 장	암	19,330	3,663	1,342	820	980	473	477	414	102	5,009
후 두	암	13,596	2,284	1,004	639	712	311	351	263	58	3,139
소 장	암	7,219	1,288	488	300	414	207	203	160	49	1,760
뼈 및 관 절 연 골	암	6,941	1,299	398	351	416	192	209	149	50	1,870
피 부	암	72,223	11,954	4,401	3,243	3,273	1,773	1,742	1,339	406	15,641
종 피 성 연 조 직	암	18,522	3,649	1,080	832	1,134	529	468	341	114	4,866
난 소	암	33,843	6,738	2,347	1,569	1,959	771	911	698	198	9,530
전 립 선	암	157,059	32,847	10,579	7,103	6,934	3,754	3,897	2,489	847	37,372
신 장	암	64,615	11,985	4,430	3,188	3,547	1,548	1,791	1,449	413	16,699
신 우	암	6,030	1,176	437	303	307	150	127	118	27	1,463
요 관	암	6,591	1,171	513	373	332	151	180	119	23	1,543
방 광	암	64,005	12,103	4,809	2,856	3,436	1,372	1,558	1,097	303	15,945
뇌	암	14,076	2,536	870	629	791	367	385	277	110	3,893
비 호 지 킨 립 프 종		48,750	9,576	3,192	2,097	2,549	1,215	1,302	955	299	12,980
다 발 성 골 수 종		9,962	1,954	566	433	496	265	292	188	47	2,496
백 혈 병		32,387	6,004	1,899	1,416	1,817	914	894	747	248	8,734
갑 상 샘	암	580,158	109,121	41,322	33,217	29,787	18,422	16,427	14,150	4,427	147,597
기 타	암	741,398	145,896	46,495	33,538	40,724	21,682	19,209	16,517	4,505	196,596

주 : 1) 국민건강보험공단예 2005 년 9 월부터 등록한 전체 중증(암)등록인원 기준이며, 사망자 제외
2) 중증(암)등록환자의 주민등록 주소지 기준이며, 기타는 주민등록 주소지 불분명한 건임

암유형별 등록인원 현황

Disease or Cancer by Region and Cancer Type

(단위 : 명)
Unit : Person

강 원 Gangwon	충 북 Chungbuk	충 남 Chungnam	전 북 Jeonbuk	전 남 Jeonnam	경 북 Gyeongbuk	경 남 Gyeongnam	제 주 Jeju	기 타 Other	Division
90,435	91,708	126,759	112,029	124,326	160,851	188,091	34,859	-	Total
4,436	4,267	5,837	5,283	5,827	7,977	8,058	1,609	-	Lung cancer
11,539	13,070	18,080	14,741	15,803	23,660	25,419	3,760	-	Gastric cancer
3,156	2,570	3,306	3,096	4,654	5,188	6,131	1,252	-	Hepatic cancer
11,317	10,924	14,736	12,194	12,349	18,625	19,163	3,871	-	Colon cancer
10,171	10,234	13,310	11,087	10,154	16,348	19,971	3,836	-	Breast cancer
2,030	1,978	2,593	2,160	2,293	3,492	3,853	857	-	Cervical cancer
1,204	1,045	1,610	1,298	1,504	1,873	2,207	557	-	Oral cancer
576	511	675	607	854	904	1,172	230	-	Esophageal cancer
364	329	534	597	552	805	1,006	157	-	Gall bladder cancer
565	520	707	719	633	1,040	1,118	227	-	Cholangiocarcinoma
610	602	815	756	796	1,031	1,227	213	-	Pancreatic cancer
548	465	605	570	625	884	938	200	-	Larynx cancer
235	242	346	334	285	358	484	66	-	Small intestine cancer
173	206	254	239	252	365	428	90	-	Bone and joint cancer
2,529	2,315	4,009	4,138	4,184	5,064	5,229	983	-	Skin cancer
565	517	775	615	695	1,018	1,095	229	-	Mesothelial soft tissue cancer
988	905	1,254	1,060	942	1,644	1,973	356	-	Ovarian cancer
5,121	4,900	7,400	6,407	7,226	9,046	9,052	2,085	-	Prostatic cancer
1,973	1,995	2,638	2,225	2,372	3,453	4,132	777	-	Kidney cancer
206	199	255	212	224	348	400	78	-	Renal pelvis cancer
233	219	296	248	257	438	441	54	-	Ureter cancer
2,182	2,032	2,728	2,405	2,813	3,383	4,258	725	-	Bladder cancer
403	486	590	474	490	669	902	204	-	Brain cancer
1,519	1,381	2,082	1,799	1,873	2,510	2,877	544	-	Non-Hodgkin lymphoma
316	331	473	417	438	535	585	130	-	Mutiple myeloma
966	1,014	1,328	1,210	1,233	1,597	1,917	449	-	Leukaemia
12,190	14,139	21,917	20,173	27,562	27,517	36,272	5,918	-	Thyroid cancer
21,844	22,352	28,891	26,702	28,558	35,778	43,558	8,553	-	Other

Note : 1) Data is based on total number of people registered as patients with serious disease or cancer in 2005, excluding the dead after registration the NHIS since September
2) Region is classified according to the address of resident's registration and the case that the address is unclear is categorized as other.

제VI-21표

Table VI-21

연령별 성별 전체

Total Number of People Registered as Patients

구 분 Division		전체암등록인원중 진료실인원수 total Person	입 내 원 일 수 Visits	요 양 급 여 일 수 Reimbursed Days	진 료 비 (천원) MedicalExpense (KRW1,000)	급 여 비 (천원) Benefit (KRW1,000)
계	Total	1,857,849	40,572,198	442,486,277	13,883,418,523	12,532,715,083
남자	M	775,475	18,596,413	174,465,819	6,964,413,802	6,329,408,498
여자	F	1,082,374	21,975,785	268,020,458	6,919,004,721	6,203,306,585
0 세	Age	28	1,488	2,751	937,988	852,227
남자	M	15	628	1,360	370,905	336,062
여자	F	13	860	1,391	567,083	516,165
1~4 세	S.T	813	47,271	139,041	22,155,836	20,149,455
남자	M	436	24,785	71,223	11,491,350	10,451,371
여자	F	377	22,486	67,818	10,664,486	9,698,084
5~9 세	S.T	2,306	86,853	331,343	37,927,891	34,267,757
남자	M	1,278	49,456	186,635	22,448,654	20,310,228
여자	F	1,028	37,397	144,708	15,479,237	13,957,530
10~14 세	S.T	3,415	95,078	455,758	42,517,197	38,129,516
남자	M	1,838	54,353	254,298	24,645,624	22,215,554
여자	F	1,577	40,725	201,460	17,871,573	15,913,962
15~19 세	S.T	4,458	106,350	652,837	52,063,939	47,060,066
남자	M	2,330	61,334	318,004	30,689,762	27,790,762
여자	F	2,128	45,016	334,833	21,374,177	19,269,303
20~24 세	S.T	8,870	146,435	1,407,226	67,474,280	60,799,856
남자	M	3,578	72,195	551,430	37,062,026	33,454,133
여자	F	5,292	74,240	855,796	30,412,254	27,345,723
25~29 세	S.T	20,869	261,281	3,482,891	98,266,103	87,634,965
남자	M	5,965	92,717	991,252	42,952,394	38,721,372
여자	F	14,904	168,564	2,491,639	55,313,709	48,913,593
30~34 세	S.T	39,156	469,282	7,090,003	166,755,958	148,230,468
남자	M	10,327	140,375	1,883,102	61,768,896	55,591,908
여자	F	28,829	328,907	5,206,901	104,987,062	92,638,560
35~39 세	S.T	56,163	746,874	11,190,739	263,596,193	233,862,533
남자	M	14,460	194,555	2,754,448	83,567,802	75,319,999
여자	F	41,703	552,319	8,436,291	180,028,391	158,542,534
40~44 세	S.T	104,370	1,623,747	23,166,307	550,880,345	488,759,784
남자	M	26,167	377,422	4,870,746	151,043,536	136,214,279
여자	F	78,203	1,246,325	18,295,561	399,836,809	352,545,505
45~49 세	S.T	132,940	2,396,632	32,647,419	796,880,199	709,358,206
남자	M	31,799	517,845	6,110,711	209,350,506	189,654,381
여자	F	101,141	1,878,787	26,536,708	587,529,692	519,703,824
50~54 세	S.T	187,293	3,701,191	45,708,323	1,194,475,514	1,069,150,585
남자	M	49,819	964,271	9,293,134	386,201,478	350,224,028
여자	F	137,474	2,736,920	36,415,189	808,274,036	718,926,556
55~59 세	S.T	206,941	4,295,365	48,805,619	1,436,576,583	1,292,021,812
남자	M	67,988	1,483,510	12,994,231	585,533,161	531,942,409
여자	F	138,953	2,811,855	35,811,388	851,043,422	760,079,403
60~64 세	S.T	259,729	5,678,950	61,431,927	1,969,149,120	1,778,375,934
남자	M	105,569	2,475,306	21,211,401	971,006,811	883,003,326
여자	F	154,160	3,203,644	40,220,526	998,142,309	895,372,607
65~69 세	S.T	258,844	5,930,658	62,411,917	2,130,286,614	1,931,503,961
남자	M	126,148	3,142,562	27,928,204	1,213,121,398	1,104,409,936
여자	F	132,696	2,788,096	34,483,713	917,165,216	827,094,025
70~74 세	S.T	204,111	4,918,365	50,504,601	1,795,546,703	1,631,187,103
남자	M	112,820	2,932,695	27,192,584	1,111,775,698	1,012,066,740
여자	F	91,291	1,985,670	23,312,017	683,771,004	619,120,363
75~79 세	S.T	170,675	4,304,313	43,618,433	1,550,718,996	1,411,717,935
남자	M	100,890	2,692,053	26,158,756	988,440,997	900,233,758
여자	F	69,785	1,612,260	17,459,677	562,277,999	511,484,177
80~84 세	S.T	124,657	3,466,466	32,167,835	1,115,115,765	1,014,119,516
남자	M	74,011	2,108,969	20,641,655	696,625,590	633,323,167
여자	F	50,646	1,357,497	11,526,180	418,490,175	380,796,349
85 세이상	Andover	72,211	2,295,599	17,271,307	592,093,298	535,533,403
남자	M	40,037	1,211,382	11,052,645	336,317,215	304,145,083
여자	F	32,174	1,084,217	6,218,662	255,776,084	231,388,320

주 : 1) 진료일 기준

2) 국민건강보험공단에 2005년 9월부터 등록한 전체 중증(암)환자 기준(약국포함)

중증(암)등록환자의 진료현황

with Serious Disease or Cancer by Age and Gender

(단위 : 명, 일, 원)

Unit : Person, Day, KRW

진료실인원당 Person				입 내 원 1 일 당 Per Visit		요 양 급 여 1 일 당 Perreimbursed day	
진료비 Medical Expense	급여비 Benefit	입내원일수 Visits	요양급여일수 Reimbursed Days	진료비 Medical Expense	급여비 Benefit	진료비 Medical Expense	급여비 Benefit
7,472,845	6,745,820	21.8	238.2	342,190	308,899	31,376	28,323
8,980,836	8,161,976	24.0	225.0	374,503	340,356	39,919	36,279
6,392,434	5,731,204	20.3	247.6	314,847	282,279	25,815	23,145
33,499,588	30,436,681	53.1	98.3	630,369	572,733	340,963	309,788
24,727,006	22,404,120	41.9	90.7	590,613	535,130	272,724	247,104
43,621,798	39,705,022	66.2	107.0	659,399	600,192	407,680	371,075
27,251,951	24,784,078	58.1	171.0	468,698	426,254	159,348	144,917
26,356,307	23,971,035	56.8	163.4	463,641	421,681	161,343	146,742
28,287,763	25,724,361	59.6	179.9	474,272	431,294	157,252	143,002
16,447,481	14,860,259	37.7	143.7	436,691	394,549	114,467	103,421
17,565,457	15,892,197	38.7	146.0	453,912	410,673	120,281	108,823
15,057,624	13,577,363	36.4	140.8	413,917	373,226	106,969	96,453
12,450,131	11,165,305	27.8	133.5	447,182	401,034	93,289	83,662
13,408,936	12,086,808	29.6	138.4	453,436	408,727	96,916	87,360
11,332,640	10,091,289	25.8	127.7	438,835	390,766	88,710	78,993
11,678,766	10,556,318	23.9	146.4	489,553	442,502	79,750	72,085
13,171,572	11,927,366	26.3	136.5	500,371	453,105	96,507	87,391
10,044,256	9,055,124	21.2	157.3	474,813	428,055	63,835	57,549
7,607,021	6,854,550	16.5	158.7	460,780	415,200	47,948	43,205
10,358,308	9,349,953	20.2	154.1	513,360	463,386	67,211	60,668
5,746,836	5,167,370	14.0	161.7	409,648	368,342	35,537	31,954
4,708,712	4,199,289	12.5	166.9	376,094	335,405	28,214	25,162
7,200,737	6,491,429	15.5	166.2	463,263	417,630	43,331	39,063
3,711,333	3,281,910	11.3	167.2	328,147	290,178	22,200	19,631
4,258,759	3,785,639	12.0	181.1	355,343	315,867	23,520	20,907
5,981,301	5,383,161	13.6	182.3	440,028	396,024	32,802	29,521
3,641,717	3,213,381	11.4	180.6	319,200	281,656	20,163	17,791
4,693,414	4,163,996	13.3	199.3	352,933	313,122	23,555	20,898
5,779,239	5,208,852	13.5	190.5	429,533	387,140	30,339	27,345
4,316,917	3,801,706	13.2	202.3	325,950	287,049	21,340	18,793
5,278,148	4,682,953	15.6	222.0	339,265	301,007	23,779	21,098
5,772,291	5,205,575	14.4	186.1	400,198	360,907	31,010	27,966
5,112,807	4,508,082	15.9	233.9	320,813	282,868	21,854	19,269
5,994,285	5,335,928	18.0	245.6	332,500	295,981	24,409	21,728
6,583,556	5,964,162	16.3	192.2	404,273	366,238	34,260	31,036
5,809,016	5,138,409	18.6	262.4	312,718	276,617	22,140	19,584
6,377,577	5,708,439	19.8	244.0	322,727	288,867	26,133	23,391
7,752,092	7,029,929	19.4	186.5	400,511	363,201	41,558	37,686
5,879,468	5,229,546	19.9	264.9	295,322	262,677	22,196	19,742
6,941,962	6,243,431	20.8	235.8	334,448	300,794	29,435	26,473
8,612,302	7,824,063	21.8	191.1	394,694	358,570	45,061	40,937
6,124,685	5,470,047	20.2	257.7	302,663	270,312	23,765	21,225
7,581,553	6,847,044	21.9	236.5	346,745	313,152	32,054	28,949
9,197,840	8,364,229	23.4	200.9	392,277	356,725	45,778	41,629
6,474,717	5,808,073	20.8	260.9	311,565	279,486	24,817	22,262
8,230,002	7,462,039	22.9	241.1	359,199	325,681	34,133	30,948
9,616,652	8,754,875	24.9	221.4	386,029	351,436	43,437	39,545
6,911,777	6,232,999	21.0	259.9	328,958	296,652	26,597	23,985
8,796,913	7,991,667	24.1	247.4	365,070	331,652	35,552	32,298
9,854,420	8,970,632	26.0	241.0	379,097	345,098	40,885	37,218
7,490,015	6,781,834	21.8	255.4	344,353	311,794	29,331	26,558
9,085,800	8,271,381	25.2	255.6	360,271	327,978	35,552	32,365
9,797,215	8,922,924	26.7	259.3	367,170	334,404	37,786	34,414
8,057,290	7,329,429	23.1	250.2	348,751	317,247	32,204	29,295
8,945,472	8,135,279	27.8	258.1	321,687	292,551	34,666	31,526
9,412,460	8,557,149	28.5	278.9	330,316	300,300	33,749	30,682
8,263,045	7,518,784	26.8	227.6	308,281	280,514	36,308	33,038
8,199,489	7,416,230	31.8	239.2	257,925	233,287	34,282	31,007
8,400,160	7,596,600	30.3	276.1	277,631	251,073	30,429	27,518
7,949,776	7,191,780	33.7	193.3	235,909	213,415	41,130	37,209

Note : 1) Based on the Treatment Month

2) Data is based on total number of people registered as patients with serious disease or cancer in the NHIS since September 2005(including the use of pharmacy)

제VI-22표
Table VI-22

중증질환 산정특례적용

Current statistics by age and sex on the treatment of patients

구 분 Division		계					진료실인원수 Patients		입내원일수 Visits
		진료실인원수 Patients	입내원일수 Visits	요양급여일수 Reimbursed Days	진료비 (천원) Medical Expense (KRW 1,000)	급여비 (천원) Benefit (KRW 1,000)			
계	Total	2,732,041	69,552,924	658,224,693	22,793,968,727	20,678,881,887	1,436,984	34,809,216	
남자	M	1,284,869	33,568,600	297,571,018	12,310,371,029	11,202,306,222	663,209	16,475,940	
여자	F	1,447,172	35,984,324	360,653,675	10,483,597,700	9,476,575,667	773,775	18,333,276	
0 세	Age	2,235	15,786	78,743	7,954,987	7,359,119	27	847	
남자	M	1,278	7,982	37,591	4,300,300	3,986,818	16	318	
여자	F	957	7,804	41,152	3,654,687	3,372,301	11	529	
1~4 세	S.T	9,990	206,205	1,133,531	41,581,471	37,723,982	803	31,970	
남자	M	5,509	111,621	601,251	23,812,634	21,575,708	432	17,117	
여자	F	4,481	94,584	532,280	17,768,837	16,148,274	371	14,853	
5~9 세	S.T	14,813	308,652	2,344,315	71,285,845	64,657,289	1,851	57,770	
남자	M	8,080	173,587	1,286,849	47,281,542	42,784,902	1,014	33,087	
여자	F	6,733	135,065	1,057,466	24,004,303	21,872,387	837	24,683	
10~14 세	S.T	16,110	269,981	2,978,265	88,423,177	80,216,047	2,132	58,588	
남자	M	8,754	150,185	1,627,308	58,361,750	52,924,139	1,146	33,935	
여자	F	7,356	119,796	1,350,957	30,061,427	27,291,908	986	24,653	
15~19 세	S.T	21,140	352,442	4,394,523	160,232,160	144,844,383	3,003	84,891	
남자	M	12,542	210,779	2,560,713	107,490,431	97,293,276	1,486	47,759	
여자	F	8,598	141,663	1,833,810	52,741,729	47,551,107	1,517	37,132	
20~24 세	S.T	35,759	570,864	7,582,247	254,771,854	229,230,926	7,024	127,832	
남자	M	19,588	320,764	4,193,543	164,728,578	148,358,869	2,571	61,023	
여자	F	16,171	250,100	3,388,704	90,043,276	80,872,057	4,453	66,809	
25~29 세	S.T	60,851	927,087	12,877,623	361,894,316	324,456,356	18,268	240,870	
남자	M	28,628	468,212	6,422,131	212,793,433	191,139,589	4,870	84,846	
여자	F	32,223	458,875	6,455,492	149,100,883	133,316,767	13,398	156,024	
30~34 세	S.T	84,027	1,262,274	17,670,864	465,121,539	417,180,513	34,670	427,306	
남자	M	36,206	583,759	8,219,955	260,314,913	234,250,932	9,058	126,300	
여자	F	47,821	678,515	9,450,909	204,806,626	182,929,582	25,612	301,006	
35~39 세	S.T	96,371	1,563,558	20,927,374	562,095,748	504,418,652	46,683	663,686	
남자	M	38,175	658,076	8,675,362	277,832,408	250,459,117	12,386	174,700	
여자	F	58,196	905,482	12,252,012	284,263,341	253,959,535	34,297	488,986	
40~44 세	S.T	151,484	2,721,316	34,500,559	955,358,535	858,679,715	82,570	1,416,255	
남자	M	55,626	1,025,811	12,369,052	418,353,216	378,404,407	21,737	341,276	
여자	F	95,858	1,695,505	22,131,507	537,005,320	480,275,308	60,833	1,074,979	
45~49 세	S.T	175,516	3,623,324	43,108,376	1,246,111,245	1,123,840,009	99,343	2,026,166	
남자	M	62,724	1,315,685	14,447,769	524,353,206	476,019,734	25,533	465,236	
여자	F	112,792	2,307,639	28,660,607	721,758,039	647,820,276	73,810	1,560,930	
50~54 세	S.T	236,168	5,372,098	58,071,714	1,827,711,056	1,656,347,446	134,740	3,064,728	
남자	M	88,701	2,087,821	19,837,484	840,581,916	765,184,784	40,634	884,625	
여자	F	147,467	3,284,277	38,234,230	987,129,140	891,162,662	94,106	2,180,103	
55~59 세	S.T	259,581	6,307,158	63,274,184	2,179,891,544	1,981,096,680	145,947	3,551,976	
남자	M	110,848	2,790,084	24,552,033	1,112,157,540	1,013,762,822	56,893	1,357,896	
여자	F	148,733	3,517,074	38,722,151	1,067,734,004	967,333,858	89,054	2,194,080	
60~64 세	S.T	326,632	8,367,965	80,946,223	2,930,393,574	2,667,927,962	187,508	4,715,650	
남자	M	157,794	4,169,291	35,665,524	1,633,758,207	1,490,881,296	89,463	2,238,069	
여자	F	168,838	4,198,674	45,280,699	1,296,635,368	1,177,046,666	98,045	2,477,581	
65~69 세	S.T	334,864	9,003,631	84,761,020	3,132,927,056	2,856,561,930	194,846	4,960,120	
남자	M	177,971	4,946,071	42,149,430	1,864,663,919	1,702,907,871	107,651	2,776,099	
여자	F	156,893	4,057,560	42,611,590	1,268,263,136	1,153,654,059	87,195	2,184,021	
70~74 세	S.T	280,078	8,010,117	71,463,911	2,701,935,489	2,462,206,727	161,199	4,148,519	
남자	M	156,462	4,552,546	38,200,239	1,634,415,684	1,491,714,555	97,229	2,530,609	
여자	F	123,616	3,457,571	33,263,672	1,067,519,805	970,492,173	63,970	1,617,910	
75~79 세	S.T	252,164	7,628,184	63,485,835	2,432,675,352	2,210,422,314	140,739	3,678,455	
남자	M	140,205	4,208,808	34,273,876	1,431,673,066	1,302,981,022	87,911	2,282,024	
여자	F	111,959	3,419,376	29,211,959	1,001,002,286	907,441,291	52,828	1,396,431	
80~84 세	S.T	216,347	7,239,289	52,926,045	2,034,470,256	1,845,560,248	108,838	3,174,580	
남자	M	109,919	3,525,770	27,156,256	1,089,307,231	991,033,411	66,246	1,858,379	
여자	F	106,428	3,713,519	25,769,789	945,163,025	854,526,838	42,592	1,316,201	
85 세이상	And over	157,911	5,802,993	35,699,341	1,339,133,524	1,206,151,588	66,793	2,379,007	
남자	M	65,859	2,261,748	15,294,652	604,191,055	546,642,970	36,933	1,162,642	
여자	F	92,052	3,541,245	20,404,689	734,942,468	659,508,618	29,860	1,216,365	

주 : 1) 진료일 기준

2) 본인일부부담금 산정특례 기준(2022. 12. 27. 고시 제 2022-294 호)으로 "특정기호"로만 작성

연령별 성별 진료현황

with serious disease eligible for special case calculation

(단위 : 명, 일)

Unit : Person, Day

암질환			뇌혈관				
요양급여일수 Reimbursed Days	진료비 (천원) Medical Expense (KRW 1,000)	급여비 (천원) Benefit (KRW 1,000)	진료실인원수 Patients	입내원일수 Visits	요양급여일수 Reimbursed Days	진료비 (천원) Medical Expense (KRW 1,000)	급여비 (천원) Benefit (KRW 1,000)
305,606,327	12,114,011,699	11,070,548,773	73,718	1,131,527	2,219,343	1,072,861,963	987,865,019
135,375,165	6,169,762,611	5,661,670,454	37,555	590,268	1,122,859	535,221,004	492,476,455
170,231,162	5,944,249,089	5,408,878,319	36,163	541,259	1,096,484	537,640,958	495,388,564
1,581	431,648	389,272	5	78	160	159,843	148,369
712	134,325	124,626	3	59	105	132,320	122,523
869	297,322	264,646	2	19	55	27,524	25,846
109,036	10,336,706	9,458,027	6	135	191	145,249	130,351
55,591	5,750,457	5,254,669	3	78	123	97,378	88,730
53,445	4,586,249	4,203,358	3	57	68	47,872	41,620
261,693	19,174,427	17,682,602	26	323	852	331,226	307,729
145,729	11,356,527	10,457,165	10	141	352	141,174	131,544
115,964	7,817,900	7,225,438	16	182	500	190,052	176,185
330,139	19,750,380	18,178,148	33	522	1,059	609,663	562,787
181,224	12,057,736	11,076,079	20	287	648	338,780	314,329
148,915	7,692,644	7,102,068	13	235	411	270,883	248,458
514,376	38,459,702	35,307,086	125	1,828	4,295	2,065,102	1,893,762
244,159	22,740,026	20,931,637	72	1,087	2,602	1,224,770	1,129,675
270,217	15,719,676	14,375,450	53	741	1,693	840,333	764,087
1,211,594	58,332,694	53,281,593	237	4,240	8,415	4,684,388	4,302,694
455,564	31,439,428	28,803,894	125	2,064	3,837	2,439,049	2,247,114
756,030	26,893,265	24,477,699	112	2,176	4,578	2,245,339	2,055,580
2,983,229	92,009,512	83,102,954	392	6,160	11,894	6,904,818	6,336,929
845,395	40,174,397	36,645,793	192	3,337	6,012	3,547,379	3,250,943
2,137,834	51,835,115	46,457,161	200	2,823	5,882	3,357,440	3,085,986
5,809,917	154,585,430	139,157,407	654	10,097	21,255	11,668,096	10,705,332
1,592,522	56,860,076	51,870,587	359	5,833	11,358	6,507,764	5,967,973
4,217,395	97,725,355	87,286,820	295	4,264	9,897	5,160,333	4,737,359
8,501,426	242,799,944	218,042,218	1,029	15,669	33,278	17,395,109	15,973,846
2,211,308	76,009,877	69,269,867	599	9,405	18,613	9,990,422	9,159,351
6,290,118	166,790,067	148,772,351	430	6,264	14,665	7,404,687	6,814,495
16,710,704	506,841,406	455,526,718	2,006	30,202	62,859	34,517,677	31,719,355
3,721,154	141,825,054	129,411,294	1,131	18,782	35,331	19,719,034	18,080,652
12,989,550	365,016,352	326,115,425	875	11,420	27,528	14,798,644	13,638,703
22,279,853	716,961,439	647,131,743	2,984	44,821	93,671	49,336,952	45,433,968
4,451,222	195,762,374	179,348,246	1,590	25,704	48,755	25,963,341	23,901,477
17,828,631	521,199,065	467,783,498	1,394	19,117	44,916	23,373,611	21,532,491
29,850,596	1,061,741,601	965,179,944	5,077	76,031	159,477	82,327,307	75,808,099
7,015,613	369,089,801	338,366,128	2,778	45,168	86,856	45,109,519	41,547,675
22,834,983	692,651,801	626,813,816	2,299	30,863	72,621	37,217,788	34,260,425
31,103,298	1,268,073,136	1,157,740,215	6,517	93,013	196,563	101,114,062	93,023,675
10,252,890	553,239,603	507,533,741	3,574	54,418	106,309	53,652,414	49,337,732
20,850,408	714,833,533	650,206,474	2,943	38,595	90,254	47,461,649	43,685,943
39,928,501	1,721,113,072	1,576,052,475	8,834	126,120	266,418	134,591,955	123,809,439
17,062,257	894,869,365	821,619,281	4,842	73,911	145,395	71,855,953	66,118,541
22,866,244	826,243,706	754,433,194	3,992	52,209	121,023	62,736,002	57,690,899
42,182,119	1,835,810,714	1,685,620,171	9,446	136,589	285,903	138,990,729	127,822,756
22,176,934	1,081,749,191	994,149,889	5,147	78,354	154,335	72,545,792	66,705,755
20,005,185	754,061,522	691,470,282	4,299	58,235	131,568	66,444,937	61,117,001
35,285,159	1,526,946,886	1,403,321,971	8,897	134,134	267,895	128,985,585	118,722,201
21,143,224	958,349,969	880,896,715	4,836	72,570	142,799	64,471,811	59,297,496
14,141,935	568,596,917	522,425,256	4,061	61,564	125,096	64,513,773	59,424,705
31,094,830	1,304,937,895	1,199,885,452	9,008	143,553	269,003	127,170,895	117,151,082
19,763,768	825,081,544	758,285,096	4,666	72,851	135,731	61,756,584	56,876,701
11,331,062	479,856,351	441,600,356	4,342	70,702	133,272	65,414,311	60,274,381
23,810,645	975,383,594	894,959,134	9,508	161,072	283,840	128,024,073	118,063,710
15,526,959	592,714,768	543,633,608	4,393	73,099	132,591	57,203,866	52,681,506
8,283,686	382,668,826	351,325,527	5,115	87,973	151,249	70,820,207	65,382,204
13,637,631	560,321,514	510,531,641	8,934	146,940	252,315	103,839,231	95,948,935
8,528,940	300,558,092	273,992,139	3,215	53,120	91,107	38,523,656	35,516,738
5,108,691	259,763,422	236,539,502	5,719	93,820	161,208	65,315,575	60,432,198

Notes : 1) Statistics are based on the receipt of treatment

2) In accordance with the "Criteria for special case calculation of co-payments" (12. 27. 2022. Notification No. 2022-294), the statistics have been compiled using only the "specially assigned code."

제VI-22표

Table VI-22

중증질환 신정특례적용

Current statistics by age and sex on the treatment of patients

구 분 Division	심장질환						
	진료실인원수 Patients	입내원일수 Visits	요양급여일수 Reimbursed Days	진료비 (천원) Medical Expense (KRW 1,000)	급여비 (천원) Benefit (KRW 1,000)	진료실인원수 Patients	입내원일수 Visits
계 Total	113,426	796,959	2,526,803	1,899,756,919	1,760,625,670	1,049,108	30,513,086
남자 M	79,029	532,428	1,765,414	1,305,676,780	1,211,509,935	507,261	15,103,306
여자 F	34,397	264,531	761,389	594,080,139	549,115,735	541,847	15,409,780
0 세 Age	123	1,506	3,105	5,346,144	5,021,745	2,098	13,117
남자 M	62	802	1,547	2,938,341	2,761,169	1,204	6,679
여자 F	61	704	1,558	2,407,803	2,260,576	894	6,438
1~4 세 S.T	276	2,898	6,393	7,671,014	7,181,299	8,599	165,652
남자 M	136	1,639	3,308	4,240,258	3,968,616	4,771	89,641
여자 F	140	1,259	3,085	3,430,756	3,212,683	3,828	76,011
5~9 세 S.T	116	933	2,713	2,272,505	2,119,726	12,555	245,912
남자 M	56	437	1,212	1,151,011	1,073,218	6,848	137,985
여자 F	60	496	1,501	1,121,494	1,046,508	5,707	107,927
10~14 세 S.T	122	1,084	2,853	2,617,336	2,471,438	13,604	205,876
남자 M	62	605	1,397	1,179,390	1,106,431	7,432	113,717
여자 F	60	479	1,456	1,437,946	1,365,007	6,172	92,159
15~19 세 S.T	400	2,931	6,090	7,914,338	7,379,603	16,595	251,331
남자 M	236	1,666	3,351	4,997,735	4,653,848	9,836	151,837
여자 F	164	1,265	2,739	2,916,602	2,725,755	6,759	99,494
20~24 세 S.T	547	3,557	8,464	9,856,339	9,182,305	26,527	417,176
남자 M	312	1,996	4,684	5,678,517	5,295,122	15,958	247,151
여자 F	235	1,561	3,780	4,177,823	3,887,184	10,569	170,025
25~29 세 S.T	693	4,704	11,319	12,568,603	11,662,707	39,040	644,284
남자 M	353	2,746	6,367	7,414,649	6,880,200	22,383	364,286
여자 F	340	1,958	4,952	5,153,954	4,782,507	16,657	279,998
30~34 세 S.T	951	6,762	17,079	18,722,729	17,407,527	45,416	782,935
남자 M	568	4,199	10,769	11,818,406	11,002,797	25,345	432,072
여자 F	383	2,563	6,310	6,904,322	6,404,729	20,071	350,863
35~39 세 S.T	1,341	8,904	25,575	24,323,997	22,606,370	44,751	833,008
남자 M	933	6,392	18,349	17,263,181	16,035,977	23,336	449,888
여자 F	408	2,512	7,226	7,060,815	6,570,393	21,415	383,120
40~44 세 S.T	2,864	17,673	57,450	48,768,863	45,357,755	59,926	1,192,000
남자 M	2,177	13,575	45,517	37,445,729	34,845,053	29,565	628,259
여자 F	687	4,098	11,933	11,323,133	10,512,701	30,361	563,741
45~49 세 S.T	4,392	26,804	90,604	73,151,464	68,034,491	63,850	1,442,139
남자 M	3,483	21,474	74,490	58,817,422	54,725,708	30,926	771,900
여자 F	909	5,330	16,114	14,334,042	13,308,783	32,924	670,239
50~54 세 S.T	7,800	48,340	167,287	128,444,094	119,418,279	82,044	2,056,487
남자 M	6,358	38,858	138,784	104,118,182	96,879,614	37,423	1,068,281
여자 F	1,442	9,482	28,503	24,325,912	22,538,665	44,621	988,206
55~59 세 S.T	11,057	69,026	239,013	184,062,955	171,207,998	89,498	2,436,886
남자 M	8,974	54,962	195,500	148,315,824	138,076,945	40,153	1,258,622
여자 F	2,083	14,064	43,513	35,747,131	33,131,053	49,345	1,178,264
60~64 세 S.T	16,225	100,522	355,964	260,296,314	242,091,490	111,626	3,236,940
남자 M	12,789	77,363	278,971	202,964,239	188,933,703	50,592	1,682,368
여자 F	3,436	23,159	76,993	57,332,076	53,157,787	61,034	1,554,572
65~69 세 S.T	17,708	115,431	394,578	289,086,971	268,556,034	116,235	3,612,832
남자 M	13,210	83,157	293,342	211,453,308	196,739,562	55,360	1,917,340
여자 F	4,498	32,274	101,236	77,633,663	71,816,472	60,875	1,695,492
70~74 세 S.T	15,574	110,875	355,479	260,548,431	241,030,968	99,214	3,440,430
남자 M	10,705	73,555	245,147	175,824,985	162,921,009	48,583	1,787,523
여자 F	4,869	37,320	110,332	84,723,446	78,109,959	50,631	1,652,907
75~79 세 S.T	14,216	108,958	334,342	233,952,158	213,223,554	90,623	3,471,704
남자 M	8,949	66,914	211,597	144,794,291	132,320,192	43,385	1,692,452
여자 F	5,267	42,044	122,745	89,157,867	80,903,361	47,238	1,779,252
80~84 세 S.T	11,706	99,537	274,918	206,780,724	192,012,818	77,149	3,420,251
남자 M	6,342	52,705	149,927	109,832,697	101,867,834	34,354	1,416,630
여자 F	5,364	46,832	124,991	96,948,027	90,144,984	42,795	2,003,621
85 세이상 And over	7,315	66,514	173,577	123,371,942	114,659,565	49,758	2,644,126
남자 M	3,324	29,383	81,155	55,422,615	51,422,936	19,807	886,675
여자 F	3,991	37,131	92,422	67,943,327	63,236,629	29,951	1,757,451

주 : 1) 진료일 기준

2) 본인일부부담금 산정특례 기준(2022. 12. 27. 고시 제 2022-294 호)으로 "특정질환"로만 작성

연령별 성별 진료현황 <계속>

with serious disease eligible for special case calculation <Cont'd>

(단위 : 명, 일)
Unit : Person, Day

희귀난치성질환			중증확상				
요양급여일수 Reimbursed Days	진료비 (천원) Medical Expense (KRW1,000)	급여비 (천원) Benefit (KRW1,000)	진료실인원수 Patients	입내원일수 Visits	요양급여일수 Reimbursed Days	진료비 (천원) Medical Expense (KRW1,000)	급여비 (천원) Benefit (KRW1,000)
320,315,543	7,254,872,906	6,444,749,779	3,042	90,928	145,006	42,460,897	36,016,615
150,745,415	4,065,430,909	3,619,989,144	1,654	50,326	78,533	25,839,302	21,982,403
169,570,128	3,189,441,997	2,824,760,635	1,388	40,602	66,473	16,621,596	14,034,212
72,120	1,958,404	1,747,475	7	103	149	55,584	48,893
34,345	1,069,079	955,174	4	53	99	24,369	21,461
37,775	889,325	792,302	3	50	50	31,214	27,432
980,241	22,888,386	20,465,802	113	1,784	2,778	344,873	301,749
522,438	13,386,713	11,959,461	74	1,128	1,894	227,061	198,822
457,803	9,501,673	8,506,341	39	656	884	117,811	102,927
2,036,940	49,077,404	44,157,376	73	803	1,002	141,810	116,195
1,118,645	34,399,252	30,912,525	44	517	609	82,919	68,155
918,295	14,678,152	13,244,851	29	286	393	58,891	48,040
2,614,230	64,808,336	58,444,640	122	1,917	2,521	401,833	334,712
1,428,982	44,583,018	40,245,096	45	578	730	112,886	95,065
1,185,248	20,225,318	18,199,544	77	1,339	1,791	288,947	239,647
3,768,048	107,538,958	96,386,321	69	1,468	2,360	522,557	426,927
2,228,246	76,012,719	68,270,109	25	553	1,110	204,821	157,437
1,539,802	31,526,239	28,116,212	44	915	1,250	317,736	269,490
6,206,996	175,584,269	156,686,410	122	2,749	3,808	1,124,654	936,724
3,668,855	121,477,130	108,664,363	66	1,754	2,351	846,305	706,684
2,538,141	54,107,139	48,022,047	56	995	1,457	278,349	230,040
9,581,292	240,789,332	214,453,884	113	2,711	4,405	1,565,482	1,327,344
5,460,484	155,258,632	138,491,391	65	1,842	2,856	1,242,592	1,060,917
4,120,808	85,530,700	75,962,493	48	869	1,549	322,890	266,427
11,487,496	271,182,232	241,613,047	130	3,244	4,958	1,819,299	1,542,758
6,471,983	179,587,580	160,308,458	75	1,908	3,174	1,267,801	1,079,507
5,015,513	91,594,652	81,304,589	55	1,336	1,784	551,498	463,252
11,966,199	268,931,143	239,671,447	121	3,323	6,104	1,328,552	1,144,259
6,273,449	168,911,817	150,701,607	63	1,789	3,400	874,563	760,501
5,692,750	100,019,326	88,969,840	58	1,534	2,704	453,989	383,758
17,026,078	351,929,412	313,699,725	172	4,433	7,699	2,710,571	2,274,221
8,362,878	210,981,887	188,312,764	103	2,870	5,061	1,785,816	1,517,265
8,663,200	140,947,525	125,386,961	69	1,563	2,638	924,755	756,956
19,796,711	391,501,967	349,005,926	175	4,784	6,958	2,025,083	1,693,182
9,598,934	233,723,392	208,644,208	114	3,408	5,016	1,495,657	1,258,538
10,197,777	157,778,575	140,361,718	61	1,376	1,942	529,426	434,644
26,671,893	531,811,079	474,199,046	248	8,504	14,597	4,744,190	4,025,656
12,181,560	306,358,807	273,645,590	147	5,222	8,025	3,010,988	2,560,630
14,490,333	225,452,272	200,553,456	101	3,282	6,572	1,733,202	1,465,026
30,172,367	598,985,791	533,387,772	274	8,649	16,092	4,318,686	3,685,600
13,425,778	339,051,578	302,160,541	153	4,803	7,958	2,708,398	2,315,101
16,746,589	259,934,213	231,227,231	121	3,846	8,134	1,610,289	1,370,498
38,675,532	778,531,083	692,950,299	345	10,314	16,950	4,588,510	3,880,258
17,396,236	439,110,666	391,135,000	205	6,380	9,939	3,110,605	2,629,865
21,279,296	339,420,417	301,815,299	140	3,934	7,011	1,477,905	1,250,393
40,239,193	829,812,358	738,436,045	284	10,054	15,607	4,693,730	4,014,592
18,727,454	473,337,194	421,559,786	150	5,043	7,395	2,678,210	2,300,391
21,511,739	356,475,164	316,876,259	134	5,011	8,212	2,015,521	1,714,202
33,705,531	746,944,706	663,783,785	221	7,349	12,527	3,408,233	2,887,686
15,855,238	412,397,592	366,964,217	117	3,875	6,883	1,868,331	1,585,686
17,850,293	334,547,114	296,819,568	104	3,474	5,644	1,539,902	1,302,000
28,932,367	718,839,069	636,460,084	166	6,675	10,292	3,031,500	2,560,018
13,164,804	375,543,404	332,895,657	76	3,256	5,138	1,779,719	1,503,662
15,767,563	343,295,665	303,564,427	90	3,419	5,154	1,251,781	1,056,356
23,034,028	648,223,578	571,131,760	157	6,654	8,992	3,194,497	2,740,080
9,835,821	298,831,757	264,423,935	74	3,442	4,574	1,344,778	1,151,709
13,198,207	349,391,821	306,707,825	83	3,212	4,418	1,849,719	1,588,371
13,348,281	455,535,399	398,068,933	130	5,410	7,207	2,441,253	2,075,762
4,989,285	181,408,691	159,739,261	54	1,905	2,321	1,173,483	1,011,008
8,358,996	274,126,708	238,329,672	76	3,505	4,886	1,267,770	1,064,753

Notes : 1) Statistics are based on the receipt of treatment

2) In accordance with the "Criteria for special case calculation of co-payments" (12. 27. 2022. Notification No. 2022-294), the statistics have been compiled using only the "specially assigned code."

제VI-22표
Table VI-22

중증질환 산정특례적용

Current statistics by age and sex on the treatment of patients,

구 분 Division		중증외상 Severe trauma				
		진료실인원수 Patients	입내원일수 Visits	요양급여일수 Reimbursed Days	진료비 (천원) Medical Expense (KRW 1,000)	급여비 (천원) Benefit (KRW 1,000)
계	Total	4,254	65,448	100,534	93,415,402	85,585,385
남자	M	3,236	49,910	76,724	70,623,286	64,665,962
여자	F	1,018	15,538	23,810	22,792,117	20,919,423
0 세	Age	-	-	-	-	-
남자	M	-	-	-	-	-
여자	F	-	-	-	-	-
1~4 세	S.T	5	73	87	85,262	77,536
남자	M	3	52	52	57,896	52,682
여자	F	2	21	35	27,366	24,854
5~9 세	S.T	9	151	171	220,605	205,964
남자	M	5	94	94	116,594	108,377
여자	F	4	57	77	104,012	97,587
10~14 세	S.T	9	64	74	128,204	118,496
남자	M	5	28	38	29,380	27,097
여자	F	4	36	36	98,824	91,400
15~19 세	S.T	119	1,920	2,767	3,203,674	2,928,613
남자	M	81	1,206	1,839	1,914,109	1,758,355
여자	F	38	714	928	1,289,565	1,170,258
20~24 세	S.T	128	2,022	3,078	3,729,706	3,404,873
남자	M	81	1,139	1,813	2,076,222	1,886,226
여자	F	47	883	1,265	1,653,483	1,518,648
25~29 세	S.T	182	3,043	4,620	5,057,240	4,612,442
남자	M	135	2,200	3,410	3,659,269	3,335,501
여자	F	47	843	1,210	1,397,971	1,276,942
30~34 세	S.T	163	2,377	3,813	3,976,040	3,635,422
남자	M	117	1,593	2,786	2,530,037	2,309,608
여자	F	46	784	1,027	1,446,003	1,325,813
35~39 세	S.T	134	2,095	3,293	3,134,090	2,869,065
남자	M	108	1,644	2,666	2,446,849	2,239,205
여자	F	26	451	627	687,242	629,860
40~44 세	S.T	187	3,006	4,659	4,579,133	4,186,351
남자	M	141	2,227	3,591	3,317,258	3,027,571
여자	F	46	779	1,068	1,261,875	1,158,780
45~49 세	S.T	226	3,471	5,322	5,503,374	5,029,083
남자	M	183	2,713	4,129	4,113,388	3,751,479
여자	F	43	758	1,193	1,389,985	1,277,605
50~54 세	S.T	328	5,267	8,005	7,391,156	6,753,926
남자	M	275	4,490	6,703	6,258,087	5,722,945
여자	F	53	777	1,302	1,133,069	1,030,980
55~59 세	S.T	438	6,360	10,600	8,820,372	8,073,378
남자	M	372	5,262	8,993	7,062,637	6,460,892
여자	F	66	1,098	1,607	1,757,735	1,612,486
60~64 세	S.T	509	7,839	12,302	10,453,742	9,571,027
남자	M	427	6,889	10,724	9,276,525	8,492,126
여자	F	82	950	1,578	1,177,217	1,078,901
65~69 세	S.T	520	8,319	12,632	11,136,683	10,216,066
남자	M	411	6,655	10,134	8,893,280	8,153,421
여자	F	109	1,664	2,498	2,243,403	2,062,645
70~74 세	S.T	370	5,698	8,614	8,077,398	7,420,175
남자	M	292	4,603	6,630	6,648,252	6,107,638
여자	F	78	1,095	1,984	1,429,146	1,312,537
75~79 세	S.T	324	5,149	7,628	6,718,604	6,171,771
남자	M	237	3,781	5,456	5,066,950	4,648,733
여자	F	87	1,368	2,172	1,651,654	1,523,039
80~84 세	S.T	328	4,777	7,052	6,655,904	6,124,004
남자	M	202	3,039	4,284	4,338,525	3,985,763
여자	F	126	1,738	2,768	2,317,379	2,138,241
85 세이상	And over	275	3,817	5,817	4,544,214	4,187,193
남자	M	161	2,295	3,382	2,818,026	2,598,344
여자	F	114	1,522	2,435	1,726,188	1,588,848

주 : 1) 진료일 기준

2) 본인일부부담금 산정특례 기준(2022. 12. 27. 고시 제 2022-294 호)으로 "특정기호"로만 작성

with serious disease eligible for special case calculation <Cont'd>

Unit : Person, Day

Notes : 1) Statistics are based on the receipt of treatment
2) In accordance with the "Criteria for special case calculation of co-payments" (12. 27. 2022. Notification No. 2022-294), the statistics have been compiled using only the specially assigned code."

제VI-22표
Table VI-22

중증질환 산정특례적용

Current statistics by age and sex on the treatment of patients

구 분 Division		결핵 Tuberculosis				
		진료실인원수 Patients	입내원일수 Visits	요양급여일수 Reimbursed Days	진료비 (천원) Medical Expense (KRW 1,000)	급여비 (천원) Benefit (KRW 1,000)
계	Total	26,569	542,372	3,845,228	140,985,349	137,076,935
남자	M	16,252	322,683	2,357,513	88,521,391	86,204,722
여자	F	10,317	219,689	1,487,715	52,463,958	50,872,213
0 세	Age	-	-	-	-	-
남자	M	-	-	-	-	-
여자	F	-	-	-	-	-
1~4 세	S.T	5	24	250	3,414	3,187
남자	M	2	10	73	1,241	1,233
여자	F	3	14	177	2,172	1,955
5~9 세	S.T	4	21	288	1,602	1,602
남자	M	3	16	254	1,364	1,364
여자	F	1	5	34	239	239
10~14 세	S.T	20	266	2,081	62,153	60,857
남자	M	12	168	1,312	36,578	36,140
여자	F	8	98	769	25,575	24,717
15~19 세	S.T	128	1,686	18,041	288,119	282,884
남자	M	68	835	8,601	174,894	171,358
여자	F	60	851	9,440	113,224	111,525
20~24 세	S.T	323	5,218	45,508	1,138,963	1,115,988
남자	M	156	2,633	22,103	653,987	637,670
여자	F	167	2,585	23,405	484,976	478,317
25~29 세	S.T	682	10,203	103,804	2,413,475	2,376,190
남자	M	350	5,171	52,654	1,350,814	1,329,429
여자	F	332	5,032	51,150	1,062,662	1,046,761
30~34 세	S.T	812	11,773	117,928	2,457,617	2,410,710
남자	M	455	6,669	66,452	1,526,821	1,495,806
여자	F	357	5,104	51,476	930,796	914,904
35~39 세	S.T	843	14,038	130,128	3,304,511	3,237,787
남자	M	496	7,907	74,272	2,080,431	2,040,637
여자	F	347	6,131	55,856	1,224,080	1,197,151
40~44 세	S.T	1,102	17,781	163,822	4,432,321	4,340,688
남자	M	646	10,602	94,704	2,923,397	2,855,381
여자	F	456	7,179	69,118	1,508,924	1,485,308
45~49 세	S.T	1,233	20,154	183,015	5,337,364	5,239,468
남자	M	781	13,250	115,523	3,891,814	3,816,730
여자	F	452	6,904	67,492	1,445,550	1,422,738
50~54 세	S.T	1,762	30,756	268,052	7,475,236	7,309,580
남자	M	1,185	21,288	183,375	5,569,592	5,456,128
여자	F	577	9,468	84,677	1,905,644	1,853,452
55~59 세	S.T	2,105	36,225	313,926	8,592,576	8,402,764
남자	M	1,521	26,248	226,359	6,381,802	6,259,963
여자	F	584	9,977	87,567	2,210,774	2,142,801
60~64 세	S.T	2,535	46,775	381,012	11,061,615	10,796,740
남자	M	1,841	34,873	277,208	8,633,082	8,435,379
여자	F	694	11,902	103,804	2,428,532	2,361,361
65~69 세	S.T	2,684	51,294	411,954	12,750,402	12,422,423
남자	M	1,955	37,336	297,868	9,792,749	9,550,148
여자	F	729	13,958	114,086	2,957,653	2,872,275
70~74 세	S.T	2,512	51,820	373,635	13,438,527	13,052,750
남자	M	1,698	34,996	249,478	9,262,424	9,017,994
여자	F	814	16,824	124,157	4,176,103	4,034,756
75~79 세	S.T	2,834	61,216	403,890	16,491,044	15,989,156
남자	M	1,766	36,477	244,717	10,264,828	9,962,359
여자	F	1,068	24,739	159,173	6,226,216	6,026,798
80~84 세	S.T	3,424	84,748	482,433	24,542,019	23,788,587
남자	M	1,809	44,242	252,712	13,971,734	13,549,826
여자	F	1,615	40,506	229,721	10,570,285	10,238,761
85 세이상	And over	3,561	98,374	445,461	27,194,391	26,245,573
남자	M	1,508	39,962	189,848	12,003,840	11,587,179
여자	F	2,053	58,412	255,613	15,190,551	14,658,393

주 : 1) 진료일 기준

2) 본인일부부담금 산정특례 기준(2022. 12. 27. 고시 제 2022-294 호)으로 "특정기호"로만 작성

연령별 성별 진료현황 <계속>

with serious disease eligible for special case calculation <Cont'd>

(단위 : 명, 일)

Unit : Person, Day

잠복결핵 Latent Tuberculosis					
진료실인원수 Patients	입내원일수 Visits	요양급여일수 Reimbursed Days	진료비 (천원) Medical Expense (KRW1,000)	급여비 (천원) Benefit (KRW1,000)	
65,779	482,661	5,722,600	19,728,866	19,664,703	
20,203	141,983	1,749,671	6,065,820	6,046,254	
45,576	340,678	3,972,929	13,663,046	13,618,449	
24	135	1,628	3,365	3,365	
13	71	783	1,866	1,866	
11	64	845	1,499	1,499	
361	3,669	34,555	106,567	106,031	
187	1,956	17,772	51,630	51,495	
174	1,713	16,783	54,937	54,536	
335	2,739	40,656	66,264	66,095	
173	1,310	19,954	32,700	32,554	
162	1,429	20,702	33,564	33,540	
237	1,664	25,308	45,272	44,969	
115	867	12,977	23,981	23,903	
122	797	12,331	21,291	21,066	
1,003	6,387	78,546	239,710	239,187	
908	5,836	70,805	221,356	220,857	
95	551	7,741	18,354	18,330	
1,341	8,070	94,384	320,841	320,339	
576	3,004	34,336	117,940	117,797	
765	5,066	60,048	202,901	202,542	
2,322	15,102	176,600	584,775	582,935	
611	3,774	44,493	144,624	144,444	
1,711	11,328	132,107	440,151	438,490	
2,562	17,772	208,073	709,822	708,062	
757	5,177	60,566	216,154	215,947	
1,805	12,595	147,507	493,668	492,115	
3,202	22,630	260,088	852,253	851,296	
919	6,167	72,763	234,422	234,192	
2,283	16,463	187,325	617,831	617,104	
5,591	39,899	465,197	1,568,886	1,565,618	
1,245	8,201	99,866	351,372	351,082	
4,346	31,698	365,331	1,217,514	1,214,537	
7,411	54,299	644,748	2,191,153	2,184,482	
1,670	11,431	146,682	517,909	515,639	
5,741	42,868	498,066	1,673,244	1,668,843	
10,105	75,165	887,746	2,982,648	2,974,957	
2,329	16,114	204,304	660,784	659,454	
7,776	59,051	683,442	2,321,863	2,315,503	
11,331	85,845	1,035,905	3,542,181	3,533,902	
2,958	20,863	268,001	905,626	903,016	
8,373	64,982	767,904	2,636,555	2,630,885	
9,377	69,297	839,523	2,928,321	2,918,183	
3,565	26,183	324,414	1,138,040	1,135,559	
5,812	43,114	515,109	1,790,281	1,782,624	
5,657	42,235	501,960	1,863,732	1,856,862	
2,275	16,398	201,891	750,274	747,310	
3,382	25,837	300,069	1,113,458	1,109,552	
2,982	22,952	270,287	1,010,474	1,006,124	
1,120	8,732	105,040	410,813	408,593	
1,862	14,220	165,247	599,661	597,530	
1,384	10,556	118,987	476,580	472,709	
561	4,305	49,483	207,822	205,371	
823	6,251	69,504	268,758	267,338	
450	2,960	30,128	152,434	150,430	
176	1,267	11,990	66,417	65,188	
274	1,693	18,138	86,017	85,241	
104	1,285	8,281	83,589	79,158	
45	327	3,551	12,091	11,985	
59	958	4,730	71,498	67,172	

Notes : 1) Statistics are based on the receipt of treatment

2) In accordance with the "Criteria for special case calculation of co-payments" (12. 27, 2022. Notification No. 2022-294), the statistics have been compiled using only the "specially assigned code."

제VI-23표
Table VI-23

432분류별 다빈도 증상 약국 직접조제 실적

Pharmacist's Dispensing Activities by Frequency of 432 Symptoms

순위 Rank	증상 기호 Code	증 상 명 Symptoms	투약일수 (일) Reimbursed Days	진 료 비 (천원) Medical Expense (KRW 1,000)	급 여 비 (천원) Benefit (KRW 1,000)
1	112	호 흡 기 계 기 침	509,823	1,436,406	863,482
2	536	근 골 격 계 관 절 통	366,131	934,721	563,776
3	119	호 흡 기 계 인 후 통	267,419	733,413	445,723
4	201	소 화 기 계 속 쓰 림	217,613	510,138	307,062
5	125	호 흡 기 계 염 증	204,739	559,345	331,182
6	537	근 골 격 계 근 육 통	200,386	501,474	302,729
7	113	호 흡 기 계 객 담	176,384	459,084	278,101
8	115	호 흡 기 계 콧 물	111,147	259,598	157,195
9	116	호 흡 기 계 코 막 힘	92,530	238,366	144,632
10	543	근 골 격 계 담 결 림	85,969	223,348	136,072
11	541	근 골 격 계 신 경 통	82,706	204,355	124,080
12	325	피 부 및 피 하 조 직 염 증	78,112	224,910	134,543
13	117	호 흡 기 계 발 열	74,817	187,030	113,070
14	244	소 화 기 계 치 통	69,064	178,561	108,514
15	118	호 흡 기 계 두 통	62,853	169,740	103,179
16	538	근 골 격 계 요 통	61,882	153,905	93,640
17	202	소 화 기 계 소 화 불 량	52,943	125,884	76,038
18	211	소 화 기 계 설 사	52,911	144,905	87,605
19	120	호 흡 기 계 오 한	49,199	112,093	68,239
20	825	기 타 감 염 성 염 증	45,637	132,819	80,519
21	324	피 부 및 피 하 조 직 소 양 강	40,968	127,982	77,725
22	944	기 타 치 통	39,553	118,776	72,120
23	542	근 골 격 계 타 박 상	38,881	121,106	73,219
24	205	소 화 기 계 위 통	37,999	94,806	57,647
25	323	피 부 및 피 하 조 직 발 진	36,126	129,732	78,696
26	425	비 뇨 . 생 식 기 계 염 증	34,983	109,278	65,840
27	438	비 뇨 . 생 식 기 계 요 통	33,328	82,037	49,784
28	225	소 화 기 계 염 증	31,899	80,485	48,297
29	539	근 골 격 계 전 신 통	25,453	62,105	37,685
30	525	근 골 격 계 염 증	21,434	57,001	33,010
31	431	비 뇨 . 생 식 기 계 빈 뇨	18,792	58,094	35,204
32	844	기 타 감 염 성 치 통	18,598	52,733	31,947
33	625	눈 및 눈 부 속 기 염 증	16,296	65,207	39,526
34	204	소 화 기 계 구 토	15,360	37,051	22,522
35	725	귀 및 귀 부 속 기 염 증	15,088	40,098	24,092
36	101	호 흡 기 계 속 쓰 림	13,884	36,251	22,023
37	137	호 흡 기 계 근 육 통	13,566	30,598	18,606
38	210	소 화 기 계 복 부 팽 만	13,371	30,510	18,569
39	203	소 화 기 계 구 역	12,084	30,320	18,424
40	404	비 뇨 . 생 식 기 계 구 토	11,738	28,682	17,401
41	114	호 흡 기 계 해 소	11,491	32,937	19,993
42	434	비 뇨 . 생 식 기 계 배 뇨 곤 란	11,390	30,678	18,442
43	925	기 타 염 증	10,904	28,552	17,378
44	328	피 부 및 피 하 조 직 종 창	10,586	31,471	19,094
45	526	근 골 격 계 부 종	10,136	21,779	13,014
46	327	피 부 및 피 하 조 직 발 적	9,730	33,834	20,548
47	424	비 뇨 . 생 식 기 계 소 양 강	7,386	22,454	13,616
48	110	호 흡 기 계 복 부 팽 만	6,995	16,812	10,210
49	111	호 흡 기 계 설 사	6,312	16,847	10,211
50	329	피 부 및 피 하 조 직 수 포	6,230	27,429	16,569

주 : 진료일 기준

Note : Based on the Treatment Month



제Ⅶ편

부 록

Appendix

제Ⅶ-1표
Table VII-1

인구추이
Trend of Population

(단위 : 천명)
Unit : 1,000 Person

연 도 (조사기준일) Year (Reference Date)	총조사인구 ¹⁾ Census Population	연 앙 추 계 인 구 ²⁾ Estimates of midyear Population			증가율 Rate of Increase per 100 Person (%)	성비(명) Sex Ratio	인구밀도 (명/㎢) Density Per sq.Km		북한인구 ⁴⁾ Population Of North Korea
		계 Both sexes	남 Male	여 Female			Density Per sq.Km	면 적 ³⁾ Land Area(㎢)	
1980(11.1)	37,436	-	(18,767)	(18,669)	-	(100.5)	-	-	-
1981		38,723	19,536	19,188	1.57	101.8	391	99,016	17,866
1982		39,326	19,837	19,489	1.56	101.8	397	99,022	18,124
1983		39,910	20,129	19,781	1.49	101.8	403	99,091	18,528
1984		40,406	20,375	20,031	1.24	101.7	408	99,117	18,828
1985		40,806	20,576	20,230	0.99	101.7	412	99,143	19,097
1985(11.1)	40,448	-	(20,244)	(20,205)	-	(100.2)	-	-	-
1986		41,214	20,772	20,442	1.00	101.6	416	99,173	19,339
1987		41,622	20,960	20,662	0.99	101.4	420	99,222	19,559
1988		42,031	21,155	20,876	0.98	101.3	424	99,237	19,762
1989		42,449	21,357	21,092	0.99	101.3	428	99,263	19,977
1990		42,869	21,568	21,301	0.99	101.3	432	99,274	20,221
1990(11.1)	43,411	-	(21,782)	(21,629)	-	(100.8)	-	-	-
1991		43,296	21,784	21,512	0.99	101.3	436	99,300	20,495
1992		43,748	22,014	21,734	1.04	101.3	441	99,314	20,798
1993		44,195	22,243	21,952	1.02	101.3	445	99,392	21,103
1994		44,642	22,472	22,169	1.01	101.4	449	99,394	21,412
1995		45,093	22,705	22,388	1.01	101.4	454	99,268	21,715
1995(11.1)	44,609	-	(22,389)	(22,219)	-	(100.8)	-	-	-
1996		45,525	22,925	22,600	0.96	101.4	458	99,313	21,991
1997		45,954	23,148	22,806	0.94	101.5	462	99,373	22,208
1998		46,287	23,296	22,991	0.72	101.3	466	99,408	22,355
1999		46,617	23,458	23,159	0.71	101.3	469	99,434	22,507
2000		47,008	23,667	23,341	0.84	101.4	473	99,461	22,702
2000(11.1)	46,136	-	(23,159)	(22,978)	-	(100.8)	-	-	-
2001		47,357	23,843	23,514	0.74	101.4	476	99,538	22,902
2002		47,622	23,970	23,652	0.56	101.3	478	99,585	23,088
2003		47,859	24,090	23,770	0.50	101.3	481	99,601	23,254
2004		48,039	24,165	23,874	0.38	101.2	482	99,617	23,411
2005	47,279	48,185	24,243	23,941	0.21	101.3	484	99,646	23,561
2006		48,438	24,370	24,069	0.53	101.2	486	99,678	23,707
2007		48,684	24,491	24,192	0.51	101.2	488	99,720	23,849
2008		49,055	24,672	24,383	0.76	101.2	491	99,828	23,934
2009		49,308	24,774	24,533	0.52	101.0	494	99,897	24,062
2010	48,580	49,554	24,881	24,673	0.50	100.8	495	100,033	24,187
2011		49,937	25,070	24,867	0.77	100.8	499	100,148	24,308
2012		50,200	25,187	25,012	0.53	100.7	501	100,188	24,427
2013		50,429	25,285	25,144	0.46	100.6	503	100,266	24,545
2014		50,747	25,445	25,302	0.63	100.6	506	100,284	24,662
2015	51,069	51,015	25,586	25,429	0.53	100.6	509	100,295	24,779
2016	51,270	51,218	25,671	25,547	0.40	100.5	510	100,339	24,897
2017	51,423	51,362	25,737	25,625	0.28	100.4	512	100,364	25,014
2018	51,630	51,585	25,858	25,727	0.43	100.5	514	100,378	25,132
2019	51,779	51,765	25,949	25,816	0.35	100.5	516	100,401	25,250
2020	51,829	51,836	25,926	25,911	0.14	100.1	516	100,413	25,368
2021	51,738	51,770	25,871	25,899	-0.13	99.9	515	100,432	25,484
2022	51,692	51,673	25,819	25,854	-0.19	99.9	514	100,444	25,598
2023	-	51,713	25,860	25,853	0.08	100.0	-	-	25,784

주 : 1) 외국인 포함

Note : 1) Including Foreigners

2) ()인구는 총조사 자료임

2) Figures in () are the results from the Population Census of the Year started

3) 면적은 인구밀도 계산시의 적용면적임

3) Figures are the land areas used in population density calculation

4) 2023 년 자료부터 북한인구추계 자료임

4) Data is based on Population projections of North Korea since 2023

자료 : 통계청 "한국통계연감", 2023

Source : Statistics Korea, "Korea Statistical Yearbook"

제Ⅶ-2표
Table VII-2

인구성장의 구성요인
Components of population growth

(단위 : 명)
Unit : Person

연 도	출 생		사 망		자연증가율 (인구천명당) Natural increase rates (Per 1,000 pop.)	
	Births	조출생률 (인구천명당)	Deaths	조사망률 (인구천명당)		
1983	769,155	19.3	254,563	6.4		12.9
1984	674,793	16.7	236,445	5.9		10.8
1985	655,489	16.1	240,418	5.9		10.2
1986	636,019	15.4	239,256	5.8		9.6
1987	623,831	15.0	243,504	5.9		9.1
1988	633,092	15.1	235,779	5.6		9.5
1989	639,431	15.1	236,818	5.6		9.5
1990	649,738	15.2	241,616	5.6		9.5
1991	709,275	16.4	242,270	5.6		10.8
1992	730,678	16.7	236,162	5.4		11.3
1993	715,826	16.0	234,257	5.2		10.8
1994	721,185	16.0	242,439	5.4		10.6
1995	715,020	15.7	242,838	5.3		10.3
1996	691,226	15.0	241,149	5.2		9.8
1997	668,344	14.4	241,943	5.2		9.2
1998	634,790	13.6	243,193	5.2		8.4
1999	614,233	13.0	245,364	5.2		7.8
2000	634,501	13.3	246,163	5.2		8.2
2001	554,895	11.6	241,521	5.0		6.5
2002	492,111	10.2	245,317	5.1		5.1
2003	490,543	10.2	244,506	5.1		5.1
2004	472,761	9.8	244,217	5.0		4.7
2005	435,031	8.9	243,883	5.0		3.9
2006	448,153	9.2	242,266	5.0		4.2
2007	493,189	10.0	244,874	5.0		5.1
2008	465,892	9.4	246,113	5.0		4.4
2009	444,849	9.0	246,942	5.0		4.0
2010	470,171	9.4	255,405	5.1		4.3
2011	471,265	9.4	255,403	5.1		4.3
2012	484,550	9.6	267,221	5.3		4.3
2013	436,455	8.6	266,257	5.3		3.4
2014	435,435	8.6	267,692	5.3		3.3
2015	438,420	8.6	275,895	5.4		3.2
2016	406,243	7.9	280,827	5.5		2.5
2017	357,771	7.0	285,534	5.6		1.4
2018	326,822	6.4	298,820	5.8		0.5
2019	302,676	5.9	295,110	5.7		0.1
2020	272,337	5.3	304,948	5.9		-0.6
2021	260,562	5.1	317,680	6.2		-1.1
2022	249,186	4.9	372,939	7.3		-2.4

자료 : 통계청, 「인구동향조사」, 2023

Source : Statistics Korea, 「Live Births And Deaths Statistics」, Each year

제Ⅶ-3표
Table VII-3

생 명 표(2022)
Life Table(2022)

연 령 Age	사망확률 Probability of death	생 존 수 Number of survivors	정지인구 Stationary population	기대여명 Life expectancy
남자 Male				
0 세 · Year old	0.00251	100,000	99,790	79.9
1	0.00071	99,749	398,834	79.1
5	0.00047	99,678	498,269	75.1
10	0.00061	99,631	498,027	70.2
15	0.00138	99,571	497,529	65.2
20	0.00194	99,434	496,733	60.3
25	0.00298	99,240	495,496	55.4
30	0.00359	98,945	493,870	50.5
35	0.00475	98,590	491,852	45.7
40	0.00730	98,122	488,920	40.9
45	0.01099	97,405	484,555	36.2
50	0.01748	96,335	477,784	31.6
55	0.02662	94,651	467,292	27.1
60	0.04022	92,131	451,934	22.8
65	0.06213	88,425	429,396	18.6
70	0.10330	82,932	394,693	14.7
75	0.17830	74,365	341,341	11.0
80	0.32714	61,106	257,777	7.9
85	0.52440	41,116	150,429	5.4
90	0.72486	19,555	58,125	3.7
95	0.87552	5,380	12,264	2.5
100+	1.00000	670	1,180	1.8
여자 Female				
0 세 · Year old	0.00198	100,000	99,833	85.6
1	0.00064	99,802	399,065	84.8
5	0.00037	99,738	498,586	80.8
10	0.00043	99,700	498,409	75.9
15	0.00098	99,658	498,065	70.9
20	0.00154	99,560	497,429	66.0
25	0.00176	99,407	496,605	61.1
30	0.00204	99,231	495,669	56.2
35	0.00282	99,029	494,496	51.3
40	0.00412	98,750	492,781	46.4
45	0.00584	98,343	490,350	41.6
50	0.00740	97,769	487,114	36.8
55	0.01015	97,045	482,856	32.1
60	0.01462	96,060	477,022	27.4
65	0.02412	94,656	468,088	22.8
70	0.04409	92,373	452,620	18.2
75	0.09154	88,300	423,836	14.0
80	0.20049	80,217	364,674	10.1
85	0.38263	64,135	261,649	6.9
90	0.60645	39,595	134,972	4.6
95	0.80261	15,583	41,344	3.1
100+	1.00000	3,076	6,505	2.1

자료 : 통계청 "생명표"

Source : Statistics Korea, "Life Tables for Korea"

제Ⅶ-4표
Table VII-4

연령별 성별
Estimates of midyear Population

가정별	연 령 Age	2030			2035		
		계 T	남 M	여 F	계 T	남 M	여 F
고위	계 Total	52,409,887	26,166,634	26,243,253	52,435,390	26,156,297	26,279,093
	0-4 세	1,660,373	849,128	811,245	1,720,916	880,139	840,777
	5-9 세	1,414,660	722,580	692,080	1,658,316	847,324	810,992
	10-14 세	1,256,850	641,557	615,293	1,417,489	723,510	693,979
	15-19 세	1,791,815	916,534	875,281	1,278,962	651,183	627,779
	20-24 세	2,440,305	1,258,401	1,181,904	1,942,685	1,001,003	941,682
	25-29 세	2,580,461	1,350,464	1,229,997	2,603,162	1,355,525	1,247,637
	30-34 세	2,909,995	1,534,583	1,375,412	2,644,219	1,387,846	1,256,373
	35-39 세	3,582,555	1,898,985	1,683,570	2,926,234	1,539,657	1,386,577
	40-44 세	3,713,999	1,983,214	1,730,785	3,597,113	1,900,167	1,696,946
	45-49 세	3,359,532	1,758,232	1,601,300	3,748,290	1,993,830	1,754,460
	50-54 세	3,918,238	2,006,429	1,911,809	3,390,215	1,768,845	1,621,370
	55-59 세	3,897,381	1,971,482	1,925,899	3,924,125	2,003,844	1,920,281
	60-64 세	4,337,321	2,173,750	2,163,571	3,879,967	1,956,549	1,923,418
	65-69 세	4,185,494	2,058,811	2,126,683	4,275,252	2,127,205	2,148,047
	70-74 세	3,944,711	1,905,517	2,039,194	4,077,676	1,979,048	2,098,628
	75-79 세	3,357,847	1,554,996	1,802,851	3,746,649	1,768,057	1,978,592
	80 세이상	4,058,350	1,581,971	2,476,379	5,604,120	2,272,565	3,331,555
중위	계 Total	50,824,868	25,365,537	25,459,331	50,059,218	24,954,651	25,104,567
	0-4 세	1,348,334	689,554	658,780	1,360,214	695,649	664,565
	5-9 세	1,177,391	601,482	575,909	1,341,487	685,459	656,028
	10-14 세	1,213,327	619,656	593,671	1,177,050	600,880	576,170
	15-19 세	1,777,168	909,424	867,744	1,230,266	626,885	603,381
	20-24 세	2,400,385	1,241,638	1,158,747	1,899,865	982,659	917,206
	25-29 세	2,496,575	1,312,243	1,184,332	2,513,810	1,314,598	1,199,212
	30-34 세	2,799,624	1,481,047	1,318,577	2,522,916	1,330,182	1,192,734
	35-39 세	3,488,502	1,849,160	1,639,342	2,786,993	1,470,477	1,316,516
	40-44 세	3,641,740	1,944,070	1,697,670	3,478,407	1,836,849	1,641,558
	45-49 세	3,299,778	1,725,612	1,574,166	3,652,105	1,941,339	1,710,766
	50-54 세	3,858,952	1,974,299	1,884,653	3,307,358	1,724,066	1,583,292
	55-59 세	3,839,460	1,941,301	1,898,159	3,840,689	1,959,359	1,881,330
	60-64 세	4,275,411	2,140,944	2,134,467	3,796,745	1,912,337	1,884,408
	65-69 세	4,122,684	2,023,603	2,099,081	4,185,290	2,077,570	2,107,720
	70-74 세	3,881,887	1,869,368	2,012,519	3,986,827	1,927,638	2,059,189
	75-79 세	3,295,733	1,520,904	1,774,829	3,647,845	1,712,838	1,935,007
	80 세이상	3,907,917	1,521,232	2,386,685	5,331,351	2,155,866	3,175,485
저위	계 Total	49,292,682	24,599,995	24,692,687	47,741,481	23,786,963	23,954,518
	0-4 세	1,054,465	539,330	515,135	1,003,051	513,010	490,041
	5-9 세	992,052	507,008	485,044	1,043,802	533,464	510,338
	10-14 세	1,186,970	606,540	580,430	988,965	505,100	483,865
	15-19 세	1,762,594	902,363	860,231	1,198,848	611,419	587,429
	20-24 세	2,360,928	1,225,059	1,135,869	1,857,662	964,562	893,100
	25-29 세	2,414,089	1,274,703	1,139,386	2,426,007	1,274,395	1,151,612
	30-34 세	2,690,585	1,428,240	1,262,345	2,403,605	1,273,489	1,130,116
	35-39 세	3,394,628	1,799,595	1,595,033	2,649,403	1,402,219	1,247,184
	40-44 세	3,569,059	1,904,887	1,664,172	3,359,912	1,773,840	1,586,072
	45-49 세	3,239,351	1,692,837	1,546,514	3,555,314	1,888,731	1,666,583
	50-54 세	3,798,342	1,941,730	1,856,612	3,223,385	1,678,888	1,544,497
	55-59 세	3,779,448	1,910,303	1,869,145	3,754,943	1,913,840	1,841,103
	60-64 세	4,210,113	2,106,759	2,103,354	3,710,015	1,866,443	1,843,572
	65-69 세	4,055,097	1,986,438	2,068,659	4,089,536	2,025,080	2,064,456
	70-74 세	3,812,736	1,830,808	1,981,928	3,888,359	1,872,607	2,015,752
	75-79 세	3,226,370	1,484,496	1,741,874	3,539,930	1,653,662	1,886,268
	80 세이상	3,745,855	1,458,899	2,286,956	5,048,744	2,036,214	3,012,530

자료 : 통계청 "장래인구추계", 2023

추계인구

by Age and Gender

(단위 : 명)
Unit : Person

2040			2045		
계 T	남 M	여 F	계 T	남 M	여 F
51,965,283	25,889,204	26,076,079	50,953,572	25,361,365	25,592,207
1,603,860	820,243	783,617	1,481,916	757,841	724,075
1,718,412	878,112	840,300	1,602,301	818,704	783,597
1,660,322	847,818	812,504	1,720,258	878,523	841,735
1,439,401	732,963	706,438	1,681,527	856,977	824,550
1,433,350	736,469	696,881	1,593,119	818,805	774,314
2,102,075	1,098,150	1,003,925	1,586,692	831,439	755,253
2,667,441	1,393,199	1,274,242	2,163,871	1,134,077	1,029,794
2,660,624	1,392,789	1,267,835	2,684,400	1,398,506	1,285,894
2,941,524	1,541,084	1,400,440	2,676,035	1,394,231	1,281,804
3,633,467	1,912,145	1,721,322	2,977,963	1,553,288	1,424,675
3,782,414	2,006,623	1,775,791	3,670,301	1,926,852	1,743,449
3,400,774	1,770,044	1,630,730	3,796,685	2,010,264	1,786,421
3,913,433	1,993,667	1,919,766	3,396,857	1,765,236	1,631,621
3,833,677	1,921,841	1,911,836	3,875,456	1,964,840	1,910,616
4,181,067	2,056,431	2,124,636	3,763,724	1,868,410	1,895,314
3,903,622	1,856,326	2,047,296	4,025,212	1,944,307	2,080,905
7,089,820	2,931,300	4,158,520	8,257,255	3,439,065	4,818,190
48,835,031	24,313,819	24,521,212	47,106,960	23,443,302	23,663,658
1,252,572	640,572	612,000	1,152,490	589,369	563,121
1,353,262	691,501	661,761	1,246,698	636,986	609,712
1,340,342	684,434	655,908	1,352,080	690,459	661,621
1,194,636	608,356	586,280	1,357,147	691,554	665,593
1,360,058	702,419	657,639	1,325,750	684,794	640,956
2,013,319	1,057,456	955,863	1,471,574	777,406	694,168
2,540,694	1,332,851	1,207,843	2,039,223	1,074,767	964,456
2,511,196	1,319,914	1,191,282	2,529,495	1,322,948	1,206,547
2,778,966	1,459,209	1,319,757	2,503,915	1,309,078	1,194,837
3,491,221	1,835,776	1,655,445	2,793,071	1,459,249	1,333,822
3,662,547	1,941,561	1,720,986	3,504,568	1,838,174	1,666,394
3,295,833	1,714,199	1,581,634	3,653,864	1,933,624	1,720,240
3,805,278	1,935,590	1,869,688	3,269,232	1,697,133	1,572,099
3,726,013	1,863,239	1,862,774	3,742,776	1,892,490	1,850,286
4,064,258	1,991,612	2,072,646	3,632,046	1,796,561	1,835,485
3,778,423	1,787,369	1,991,054	3,871,945	1,861,346	2,010,599
6,666,413	2,747,761	3,918,652	7,661,086	3,187,364	4,473,722
45,750,846	22,762,670	22,988,176	43,332,504	21,554,733	21,777,771
907,597	464,175	443,422	838,515	428,836	409,679
992,998	507,462	485,536	898,704	459,232	439,472
1,040,425	531,402	509,023	989,982	505,590	484,392
1,002,696	510,834	491,862	1,053,888	537,005	516,883
1,304,635	677,450	627,185	1,112,991	578,684	534,307
1,926,269	1,017,553	908,716	1,375,620	733,056	642,564
2,416,036	1,273,494	1,142,542	1,916,873	1,016,546	900,327
2,364,066	1,248,192	1,115,874	2,377,016	1,248,580	1,128,436
2,618,179	1,378,352	1,239,827	2,334,328	1,225,231	1,109,097
3,348,905	1,759,622	1,589,283	2,610,077	1,366,357	1,243,720
3,541,207	1,875,910	1,665,297	3,338,270	1,749,465	1,588,805
3,188,452	1,657,161	1,531,291	3,508,368	1,855,660	1,652,708
3,692,432	1,875,039	1,817,393	3,137,551	1,626,842	1,510,709
3,611,346	1,800,839	1,810,507	3,602,388	1,815,815	1,786,573
3,936,236	1,920,782	2,015,454	3,489,417	1,718,532	1,770,885
3,639,022	1,711,230	1,927,792	3,702,410	1,769,414	1,932,996
6,220,345	2,553,173	3,667,172	7,046,106	2,919,888	4,126,218

Source : Statistics Korea, "Trend of Population Projection", 2023

제Ⅶ-5표
Table VII-5

경제활동인구,
Economically Active

구 분 Division	총 계 Total	15 세 이상 인구 Population 15 years Old & Over								
		경제활동인구 Economically Active Population								
		계 Total			취업자 Employed			실업자 Unemployed		
		계 Total	남 Male	여 Female	계 Total	남 Male	여 Female	계 Total	남 Male	여 Female
		전 국								
2015	43,239	27,153	15,728	11,426	26,178	15,156	11,022	976	572	404
2016	43,606	27,418	15,836	11,583	26,409	15,241	11,168	1,009	594	415
2017	43,931	27,748	15,975	11,773	26,725	15,368	11,356	1,023	607	416
2018	44,182	27,895	16,002	11,893	26,822	15,372	11,450	1,073	630	443
2019	44,504	28,186	16,090	12,097	27,123	15,463	11,660	1,063	627	437
2020	44,785	28,012	16,005	12,007	26,904	15,381	11,523	1,108	624	484
2021	45,080	28,310	16,124	12,186	27,273	15,548	11,725	1,037	576	461
2022	45,260	28,922	16,376	12,546	28,089	15,928	12,161	833	447	385
2023	45,407	29,203	16,386	12,817	28,416	15,952	12,464	787	434	353
		농 가								
2015	2,414	1,968	1,021	773	1,945	1,003	764	24	18	10
2016	2,117	1,795	908	689	1,767	897	683	28	12	6
2017	2,123	1,597	914	678	1,579	901	671	18	13	8
2018	2,184	1,665	945	720	1,646	932	713	20	13	7
2019	2,226	1,717	978	739	1,698	965	733	20	13	7
2020	2,292	1,758	1,002	756	1,733	986	747	25	16	9
2021	2,326	1,795	1,029	766	1,772	1,017	756	23	13	10
2022	2,275	1,794	1,020	774	1,779	1,014	766	15	6	8
2023	2,346	1,849	1,053	796	1,835	1,047	788	13	5	8
		비 농 가								
2015	40,826	25,359	14,707	10,652	24,411	14,153	10,258	948	554	394
2016	41,489	25,822	14,927	10,894	24,830	14,345	10,485	992	583	409
2017	41,808	26,155	15,061	11,094	25,153	14,467	10,686	1,002	594	408
2018	41,998	26,230	15,057	11,173	25,177	14,440	10,737	1,053	617	436
2019	42,278	26,469	15,111	11,358	25,425	14,498	10,927	1,044	613	430
2020	42,493	26,255	15,003	11,251	25,171	14,395	10,777	1,083	608	475
2021	42,755	26,515	15,095	11,421	25,501	14,531	10,970	1,015	564	451
2022	42,985	27,128	15,356	11,772	26,310	14,915	11,395	818	441	377
2023	43,061	27,355	15,333	12,021	26,581	14,905	11,677	773	429	345

자료 : 통계청 "한국통계연감", 2023

취업자수 및 실업자수

Population, Employed and Unemployed

(단위 : 천명)
Unit : Thousand Person

비경제활동인구 Non-economically Active Population			경제활동참가율(%) Labor Participation Rate			취업률(%) Employment Rate			실업률(%) Unemployment Rate		
계 Total	남 Male	여 Female	계 Total	남 Male	여 Female	계 Total	남 Male	여 Female	계 Total	남 Male	여 Female

Whole Country

16,086	5,494	10,592	62.8	74.1	51.9	60.5	71.4	50.1	3.6	3.6	3.3
16,187	5,565	10,622	62.9	74.0	52.2	60.6	71.2	50.3	3.7	3.8	3.6
16,183	5,598	10,585	63.2	74.1	52.7	60.8	71.2	50.8	3.7	3.8	3.5
16,287	5,697	10,590	63.1	73.7	52.9	60.7	70.8	50.9	3.8	3.9	3.7
16,318	5,797	10,521	63.3	73.5	53.5	60.9	70.7	51.6	3.8	3.9	3.6
16,773	6,030	10,743	62.5	72.6	52.8	60.1	69.8	50.7	4.0	3.9	4.0
16,770	6,074	10,696	62.8	72.6	53.3	60.5	70.0	51.2	3.7	3.6	3.8
16,339	5,897	10,442	63.9	73.5	54.6	62.1	71.5	52.9	2.9	2.7	3.1
16,204	5,976	10,228	64.3	73.3	55.6	62.6	71.3	54.1	2.7	2.6	2.8

FarmHousehold

688	218	401	74.4	82.4	65.9	73.2	80.9	65.1	1.5	1.8	1.2
619	183	337	74.4	83.2	67.1	74.6	82.2	66.5	1.1	1.3	0.9
520	195	335	75.0	82.5	66.9	74.1	81.3	66.2	1.3	1.5	1.1
519	190	329	76.2	83.3	68.6	75.3	82.1	68.0	1.2	1.4	0.9
509	184	325	77.1	84.2	69.4	76.3	83.0	68.8	1.2	1.4	0.9
535	185	350	76.7	84.4	68.4	75.6	83.1	67.6	1.4	1.6	1.2
531	181	350	77.2	85.0	68.7	76.2	84.0	67.8	1.3	1.2	1.3
481	161	320	78.9	86.3	70.8	78.2	85.8	70.0	0.8	0.6	1.1
497	168	329	78.8	86.3	70.7	78.2	85.8	70.0	0.7	0.5	1.0

Non-farmFarmHousehold

15,467	5,276	10,191	62.1	73.6	51.1	59.8	70.8	49.2	3.7	3.8	3.7
15,667	5,382	10,285	62.2	73.5	51.4	59.8	70.6	49.5	3.8	3.9	3.8
15,653	5,403	10,250	62.6	73.6	52.0	60.2	70.7	50.1	3.8	3.9	3.7
15,768	5,507	10,261	62.5	73.2	52.1	59.9	70.2	50.1	4.0	4.1	3.9
15,809	5,613	10,196	62.6	72.9	52.7	60.1	70.0	50.7	3.9	4.1	3.8
16,238	5,845	10,393	61.8	72.0	52.0	59.2	69.0	49.8	4.1	4.1	4.2
16,239	5,893	10,346	62.0	71.9	52.5	59.6	69.2	50.4	3.8	3.7	3.9
15,858	5,736	10,122	63.1	72.8	53.8	61.2	70.7	52.0	3.0	2.9	3.2
15,707	5,808	9,899	63.5	72.5	54.8	61.7	70.5	53.3	2.8	2.8	2.9

Source : Statistics Korea, "Korea Statistical Yearbook", 2023

제Ⅶ-6표
Table VII-6

기대여명(OECD)
Life Expectancy at Each Age(OECD)

(단위 : 연)
Unit : Year

구 분 Division	2011	2012	2013	2014	2015	2016	2017	2018	2019	2020	2021	2022
호 주 Australia	82.0	82.1	82.2	82.4	82.5	82.5	82.6	82.8	83.0	83.2	83.3	83.2
오 스트 리 아 Austria	81.1	81.0	81.2	81.6	81.3	81.7	81.7	81.8	82.0	81.3	81.3	81.4
벨 기 에 Belgium	80.7	80.5	80.7	81.4	81.1	81.5	81.6	81.7	82.1	81.9	81.9	81.8
캐 나 다 Canada	81.5	0.0	-	-	-	-	82	82.0	82.1	81.7	81.6	-
체 코 Czech Republic	78.0	78.2	78.3	78.9	78.7	79.1	79.1	79.1	79.3	78.3	77.2	79.0
덴 마 크 Denmark	79.9	80.1	80.4	80.8	80.8	80.9	81.2	81.0	81.5	81.6	81.5	81.3
핀 란 드 Finland	80.6	80.7	81.1	81.3	82.4	81.5	81.7	81.8	82.1	82.0	81.9	81.2
프 랑 스 France	82.2	82.1	82.3	82.8	82.4	-	82.6	82.8	82.9	82.3	82.4	82.3
독 일 Germany	80.8	81.0	80.9	81.2	80.7	81.1	81.1	81.0	81.4	81.1	80.8	80.7
그 리 스 Greece	80.8	80.7	81.4	81.5	81.1	81.5	81.4	81.9	81.7	81.4	80.2	80.8
헝 가 리 Hungary	75.0	75.2	75.7	75.9	75.7	76.2	75.9	76.2	76.4	75.7	74.3	76.0
아 이 슬 랜 드 Iceland	82.4	83.0	82.1	82.9	82.5	82.3	82.7	82.9	83.2	83.1	83.2	82.1
아 일 랜 드 Ireland	80.8	81.0	81.1	81.4	81.5	81.8	82.2	82.3	82.8	82.6	82.4	82.6
이 탈 리 아 Italy	82.3	82.3	82.8	83.2	82.6	83.3	83.0	83.4	83.6	82.3	82.7	82.8
일 본 Japan	82.7	83.2	83.4	83.7	83.9	84.1	84.2	-	84	84.7	84.5	84.1
한 국 Korea	81.0	81.3	81.8	82.2	82.1	82.4	82.7	82.7	83.3	83.5	83.6	83.6
룩 섴 부 르 크 Luxembourg	81.1	81.5	81.9	82.3	82.4	82.8	82.2	82.4	82.7	82.2	82.7	83.0
멕 시 코 Mexico	74.2	74.4	74.6	74.8	75.0	75.2	75.4	75.0	75.1	75.2	75.4	-
네 델 란 드 Netherlands	81.3	81.2	81.4	81.8	81.6	81.6	81.8	81.9	82.2	81.4	81.4	81.7
뉴 질 랜 드 New Zealand	81.2	81.5	81.4	81.6	81.7	81.7	81.9	81.8	82.1	82.3	82.3	-
노 르 웨 이 Norway	81.4	81.5	81.8	82.2	82.4	82.5	82.7	82.8	83.0	83.3	83.2	82.6
폴 란 드 Poland	76.9	76.9	77.1	77.7	81.2	78.0	77.9	77.7	78.0	76.5	75.5	77.2
포 르 투 갈 Portugal	80.6	80.5	80.8	81.2	81.2	81.2	81.5	81.4	81.8	81.1	81.5	81.8
슬 로 바 키 아 Slovakia	76.1	76.2	76.5	76.9	76.7	77.3	77.3	77.4	77.8	77.0	74.6	77.0
스 페 인 Spain	82.6	82.5	83.2	83.3	83.0	83.4	83.4	83.5	83.9	82.4	83.3	83.2
스 웨 덴 Sweden	81.9	81.8	82.0	82.3	82.3	82.4	82.5	82.6	83.2	82.4	83.1	83.1
스 위 스 Switzerland	82.8	82.8	82.9	83.3	83.0	83.7	83.6	83.8	84.0	83.1	83.9	83.7
튀 르 키 예 Türkiye	74.6	74.6	78.0	78.0	78.0	78.0	78.1	78.3	78.6	77.7	77.5	-
영 국 United Kingdom	81.0	81.0	81.1	81.4	81.0	81.2	81.3	81.3	81.3	80.4	-	-
미 국 United States	78.7	78.8	78.8	78.8	78.8	78.6	78.6	78.7	78.9	77.0	76.4	-

자료 : OECD Health Data, 2024

Source : OECD Health Data, 2024

제Ⅶ-7표
Table VII-7

영아사망률(OECD)

Neonatal Mortality Rates(OECD)

(단위 : 천명당)
Unit: Per 1,000 Person

구 분 Division	2011	2012	2013	2014	2015	2016	2017	2018	2019	2020	2021	2022
호 주 Australia	3.8	3.3	3.6	3.4	3.2	3.1	3.3	3.1	3.3	3.2	3.3	3.2
오 스트 리 아 Austria	3.6	3.2	3.1	3.0	3.1	3.1	2.9	2.7	2.9	3.1	2.7	2.4
벨 기 에 Belgium	3.4	3.8	3.5	3.4	3.3	3.2	3.6	3.8	3.7	3.3	2.9	-
캐 나 다 Canada	4.9	4.8	-	-	-	-	5	4.7	4.4	4.5	4.3	4.7
체 코 Czech Republic	2.7	2.6	2.5	2.4	2.5	2.8	2.7	2.6	2.6	2.3	2.2	2.3
덴 마 크 Denmark	3.5	3.4	3.5	4.0	3.7	3.1	3.8	3.7	3.0	3.2	2.4	-
핀 란 드 Finland	2.4	2.4	1.8	2.2	1.7	1.9	2.0	2.1	2.1	1.8	1.8	2.0
프 랑 스 France	3.5	3.5	3.6	3.5	3.7	3.7	3.9	3.8	3.8	3.6	3.7	3.9
독 일 Germany	3.6	3.3	3.3	3.2	3.3	3.4	3.3	3.2	3.2	3.1	3.0	3.2
그 리 스 Greece	3.4	2.9	3.7	3.8	4.0	4.2	3.5	3.5	3.7	3.2	3.5	3.1
헝 가 리 Hungary	4.9	4.9	5.0	4.5	4.2	3.9	3.5	3.3	3.6	3.4	3.3	3.6
아 이 슬 랜드 Iceland	0.9	1.1	1.8	2.1	2.2	0.7	2.7	1.7	1.1	2.9	3.3	-
아 일 랜 드 Ireland	3.5	3.5	3.5	3.3	3.4	3.0	3.0	2.9	2.8	3.0	3.2	3.3
이 탈 리 아 Italy	2.9	2.9	2.9	2.8	2.9	2.8	2.7	2.8	2.4	2.4	2.3	-
일 본 Japan	2.3	2.2	2.1	2.1	2.1	2.0	-	1.9	1.9	1.8	1.7	1.8
한 국 Korea	3.0	2.9	3.0	3.0	2.7	2.8	2.8	2.8	2.7	2.5	2.4	-
룩셈부르크 Luxembourg	4.3	2.5	3.9	2.8	2.8	3.8	3.2	4.3	4.7	4.5	3.1	-
멕시코 Mexico	13.7	13.3	13.0	12.5	12.5	12.1	12.1	12.9	13.1	13.8	12.7	-
네덜란드 Netherlands	3.6	3.7	3.8	3.6	3.3	3.5	3.6	3.5	3.6	3.8	3.3	-
뉴질랜드 New Zealand	5.2	4.7	5.0	6	4	4	5	4.3	-	-	-	-
노르웨이 Norway	2.4	2.5	2.4	2.4	2.3	2.2	2.3	2.3	2.0	1.6	1.7	1.9
폴란드 Poland	4.7	4.6	4.6	4.2	4.0	4.0	4.0	3.8	3.8	3.0	3.9	3.8
포르투갈 Portugal	3.1	3.4	2.9	2.9	2.9	3.2	2.7	3.3	2.8	2.4	2.4	2.6
슬로바키아 Slovakia	4.9	5.8	5.5	5.8	5.1	5.4	4.5	5.0	5.1	5.1	4.9	5.4
스페인 Spain	3.2	3.1	2.7	2.9	2.7	2.7	2.7	2.7	2.6	2.6	2.5	2.6
스웨덴 Sweden	2.1	2.6	2.7	2.2	2.5	2.5	2.4	2.0	2.1	2.4	1.8	-
스위스 Switzerland	3.8	3.6	3.9	3.9	3.9	3.6	3.5	3.3	3.3	3.6	3.1	3.8
튀르키예 Türkiye	7.7	7.4	10.8	11.1	10.7	10.0	9.2	9.2	9.0	8.5	9.1	9.1
영국 United Kingdom	4.3	4.1	3.9	3.9	3.9	3.8	3.9	3.9	3.7	3.6	4.0	-
미국 United States	6.1	6.0	6.0	5.8	5.9	5.9	5.8	5.7	5.6	5.4	-	-

자료 : OECD Health Data, 2024

Source : OECD Health Data, 2024

제Ⅶ-8표
Table VII-8

총 병상수(OECD)
Total Hospital Beds(OECD)

(단위 : 인구 천명당)
Unit : Per 1,000 Population

구 분 Division	2011	2012	2013	2014	2015	2016	2017	2018	2019	2020	2021	2022
호 주 Australia	3.8	3.8	3.7	3.8	3.8	3.8	-	-	-	-	-	-
오스트리아 Austria	7.7	7.7	7.6	7.6	7.5	7.4	7.4	7.3	7.2	7.1	6.9	6.7
벨기에 Belgium	6.1	6.0	5.9	5.9	5.8	5.8	5.7	5.6	5.6	5.5	5.5	5.5
캐나다 Canada	2.8	2.8	2.7	2.7	3	3	2.5	2.6	2.5	2.6	2.6	2.5
체코 Czech Republic	7.1	6.9	6.7	6.7	6.7	6.7	6.6	6.6	6.6	6.5	6.7	6.5
덴마크 Denmark	3.1	-	3.1	2.7	2.5	2.6	2.6	2.6	2.6	2.6	2.5	2.5
핀란드 Finland	5.5	5.3	4.9	4.5	4.4	4.0	3.3	3.6	3.4	2.8	2.8	-
프랑스 France	6.4	6.3	6.3	6.2	6.1	6.1	6.0	5.9	5.8	5.7	5.7	5.5
독일 Germany	8.4	8.3	8.3	8.2	8.1	8.1	8.0	8.0	7.9	7.8	7.8	7.7
그리스 Greece	4.5	4.5	4.2	4.2	4.3	4.2	4.2	4.2	4.2	-	4.3	4.3
헝가리 Hungary	7.2	7.0	7.0	7.0	7.0	7.0	7.0	7.0	6.9	6.8	6.8	6.7
아이슬란드 Iceland	3.3	3.3	3.2	3.2	3.1	3.1	3.1	2.9	2.8	2.8	-	-
아일랜드 Ireland	2.6	2.5	2.6	2.6	2.9	3.0	3.0	3.0	2.9	2.9	2.9	2.9
이탈리아 Italy	3.1	3.1	3.1	3.1	3.0	3.0	3.0	3.0	3.0	3.2	3.1	3.1
일본 Japan	13.4	13.4	13.3	13.2	13.2	13.1	13.1	13.0	12.8	12.6	12.6	12.6
한국 Korea	9.5	10.3	10.9	11.6	11.6	12.0	12.3	12.4	12.4	12.7	12.8	12.8
룩셈부르크 Luxembourg	5.3	5.2	5.2	5.1	4.9	4.8	4.7	4.5	4.3	4.2	4.1	4.0
멕시코 Mexico	1.0	1.0	1.0	1.0	1.0	1.0	1.0	1.0	1.0	1.0	1.0	1.0
네덜란드 Netherlands	4.0	3.8	4	4	3	3	3.3	3.2	3.1	2.9	3.0	2.5
뉴질랜드 New Zealand	2.8	2.8	2.8	2.8	2.7	2.7	2.7	2.6	2.5	2.5	2.7	2.6
노르웨이 Norway	4.2	4.0	3.9	3.8	3.8	3.7	3.6	3.5	3.5	3.4	3.4	3.4
폴란드 Poland	6.6	6.6	6.6	6.6	6.6	6.6	6.6	6.5	6.2	6.2	6.3	6.1
포르투갈 Portugal	3.4	3.4	3.4	3.3	3.4	3.4	3.4	3.4	3.5	3.5	3.5	3.5
슬로바키아 Slovakia	6.1	5.9	5.8	5.8	5.8	5.8	5.8	5.7	5.8	5.7	5.7	5.7
스페인 Spain	3.1	3.0	3.0	3.0	3.0	3.0	3.0	3.0	3.0	3.0	3.0	3.0
스웨덴 Sweden	2.7	2.7	2.6	2.5	2.4	2.3	2.2	2.1	2.1	2.1	2.0	1.9
스위스 Switzerland	5.1	5.0	4.9	4.7	4.7	4.7	4.7	4.6	4.6	4.5	4.4	4.4
튀르키예 Türkiye	2.6	2.7	2.7	2.7	2.7	2.8	2.8	2.9	2.9	3.0	3.0	3.1
영국 United Kingdom	2.9	2.8	2.8	2.7	2.6	2.6	2.5	2.5	2.5	2.4	2.4	2.5
미국 United States	3.0	2.9	2.9	3	3	3	3	3	-	-	2.8	2.8

자료 : OECD Health Data, 2024

Source : OECD Health Data, 2024

제Ⅶ-9표
Table VII-9

환자 1인당 평균재원일수(OECD)
Average Length of Stay in inpatient care (OECD)

(단위 : 1인당)
Unit : Per Capita

구 분 Division	2011	2012	2013	2014	2015	2016	2017	2018	2019	2020	2021	2022
호 주 Australia	5.8	5.7	5.5	5.5	5.5	5.4	5.2	5.2	5.3	5.3	5.6	-
오 스트 리 아 Austria	7.8	7.9	8.1	8.2	8.5	8.2	8.3	8.3	8.3	8.5	8.5	8.5
벨 기 에 Belgium	6.8	6.7	6.6	6.5	7.6	7.5	7.3	7.2	7.0	7.2	6.7	6.4
캐 나 다 Canada	7.4	7.6	8.2	8.2	7.4	7.5	7.4	7.5	7.7	7.7	7.8	8.0
체 코 Czech Republic	9.8	9.5	9.4	9.4	9.3	9.3	9.3	9.4	9.5	10.3	9.6	9.2
덴 마 크 Denmark	5.7	5.7	5.6	5.6	5.5	5.4	6.0	5.5	5.7	5.4	6.1	-
핀 란 드 Finland	11.2	11.0	10.6	10.5	9.4	8.6	8.2	8.1	7.4	7.7	7.5	7.8
프 랑 스 France	5.6	5.6	5.6	5.6	10.1	9.0	9.0	8.8	8.8	9.1	9.1	9.1
독 일 Germany	9.3	9.2	9.1	9.0	9.0	8.9	8.9	8.9	8.8	8.7	8.8	8.9
그 리 스 Greece	7.0	7.5	7.3	7.0	7.0	7.1	6.6	-	-	-	-	-
헝 가 리 Hungary	9.3	9.6	9.3	9.5	9.5	9.5	9.6	9.6	9.6	10.3	9.7	7.9
아 이 슬 랜 드 Iceland	5.9	5.6	5.6	5.6	6.4	6.2	6.1	5.9	5.8	5.9	5.7	6.0
아 일 랜 드 Ireland	5.9	5.6	5.6	5.6	6.3	6.0	6.1	6.1	6.2	6.2	6.4	6.0
이 탈 리 아 Italy	7.7	7.7	7.7	7.8	7.8	7.8	7.8	7.9	8.0	8.3	8.5	8.3
일 본 Japan	17.9	17.5	17.2	16.9	29.1	28.5	28.2	27.8	27.3	28.3	27.5	27.3
한 국 Korea	16.4	16.1	16.5	16.5	16.1	18.1	18.5	19.1	18.0	19.1	18.5	19.6
룩셈부르크 Luxembourg	8.4	8.4	8.7	8.7	9.1	9.1	8.9	9.3	9.3	9.7	9.2	9.3
멕시코 Mexico	3.9	3.9	4.0	3.6	6.2	3.8	3.7	3.8	4.4	4.7	5.0	4.7
네덜란드 Netherlands	5.3	5.2	-	-	5.1	5.0	5.0	5.1	5.1	5.2	5.2	-
뉴질랜드 New Zealand	8.7	8.2	8.6	7.7	8.4	7.8	7.9	7.1	6.8	6.4	6.6	-
노르웨이 Norway	-	5.7	5.6	5.6	6.7	6.9	6.5	6.5	6.4	6.3	6.4	6.4
폴란드 Poland	7.4	7.1	7.0	6.9	7.3	7.1	7.0	7.1	7.1	7.2	7.3	7.0
포르투갈 Portugal	7.3	7.4	7.5	7.5	8.8	9.0	9.1	9.1	9.4	9.8	9.4	9.4
슬로바키아 Slovakia	7.3	7.4	6.8	6.9	7.2	7.4	7.3	7.2	7.2	7.3	7.5	7.2
스페인 Spain	6.7	6.7	6.6	6.6	7.3	7.3	7.3	7.3	7.2	7.7	7.5	7.3
스웨덴 Sweden	-	5.8	5.8	5.8	5.9	5.8	5.7	5.7	5.6	5.4	5.5	5.6
스위스 Switzerland	8.8	8.6	8.8	8.5	8.4	8.3	8.1	8.2	8.2	8.2	8.3	8.3
튀르키예 Türkiye	3.9	4.0	3.9	4.0	3.9	4.0	4.1	4.2	4.2	4.5	4.4	4.2
영국 United Kingdom	7.0	7.0	7.0	6.9	7.0	7.1	6.9	6.8	6.9	6.7	6.9	7.7
미국 United States	-	6.1	6.1	6.1	6.1	6.1	6.1	6.1	6.2	6.3	6.5	6.6

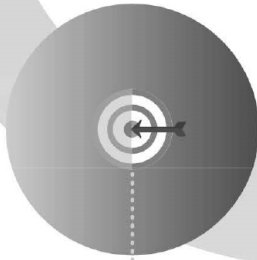
자료 : OECD Health Data, 2024

Source : OECD Health Data, 2024



건강보험통계연보 해설서

Guide for National Health Insurance
Statistical Yearbook



제 I 편

건강보험일반현황

General Statistics in Health Insurance

통계표 명	제 I-1표 연도별 보험자수 현황
개 요	○ 건강보험 제도운영과 보건의료제도에 대한 참고자료로 활용할 수 있음
작성기준	○ 대상 : 국민건강보험공단의 조직체계 ○ 연도말 기준
용어정의	○ 국민건강보험공단 : 국민의 질병·부상에 대한 예방·진단·치료·재활·출산·사망 및 건강 증진에 대하여 보험 서비스를 제공함으로써 사회보장을 증진시키기 위해 설립된 특수 공법인 ○ 직장 : 근로자, 사용자, 공무원, 교직원, 임의계속가입자, 건설일용직에 해당하는 사람 ○ 공·교 : 공무원 및 사립학교 교직원의 약칭 ○ 지역 : 국내에 거주하는 국민(단, 직장가입자 및 그 피부양자, 유공자 등의 의료급여대상자는 제외), 농어업인, 자영업자 등(세대주, 가입자)
관련부서	국민건강보험공단 빅데이터전략본부 통계관리부(☎033-736-2469)

통계표 명	제 I -2표 연도별 의료보장 적용인구 현황
개 요	<ul style="list-style-type: none"> ○ 의료보장 적용인구 수록 <ul style="list-style-type: none"> - 건강보험(직장/지역) 및 의료급여 가입자의 자격을 유지하고 있는 가입자(세대수) 및 피부양자 현황을 수록
작성기준	○ 연도말 자격 유지자 기준으로 작성
용어정의	<ul style="list-style-type: none"> ○ 의료보장 : 건강보험가입자수 + 의료급여대상자수(1종, 2종) <ul style="list-style-type: none"> - 건강보험가입자수 : 직장가입자(가입자 및 피부양자)와 지역가입자 ○ 직장 : 근로자, 사용자, 공무원, 교직원, 임의계속가입자, 건설일용직에 해당하는 사람 ○ 공·교 : 공무원 및 사립학교 교직원의 약칭 ○ 지역 : 국내에 거주하는 국민(단, 직장가입자 및 그 피부양자, 유공자 등의 의료급여대상자는 제외), 농어업인, 자영업자 등(세대주, 가입자)
관련부서	국민건강보험공단 빅데이터사업실 통계관리부(☎033-736-2469)

통계표 명	제 I -3표 시도별 연령별 성별 적용인구 현황 (의료보장 / 건강보험 / 직장 / 지역 / 의료급여)
개 요	<ul style="list-style-type: none"> ○ 연령별 성별 적용인구 수록 <ul style="list-style-type: none"> - 건강보험(직장/지역) 및 의료급여 가입자의 자격을 유지하고 있는 가입자(세대수) 및 피부양자 현황을 수록 - 가입자 현황을 수록하여 세부적으로 파악할 수 있도록 함
작성기준	<ul style="list-style-type: none"> ○ 연도말 자격 유지자 기준으로 작성 ○ 연령 기준 : 연도말 기준으로 계산
용어정의	<ul style="list-style-type: none"> ○ 의료보장 : 건강보험가입자수 + 의료급여대상자수(1종, 2종) <ul style="list-style-type: none"> - 건강보험가입자수 : 직장가입자(가입자 및 피부양자)와 지역가입자 ○ 시도별(17개) : 주민등록 실거주지 기준
관련부서	<p>국민건강보험공단 빅데이터사업실 통계관리부(☎033-736-2469)</p> <p>국민건강보험공단 의료비지원실 의료급여부(☎033-736-4727)</p>

통계표 명	제 I -4표 월별 적용인구 현황
개 요	<ul style="list-style-type: none"> ○ 월별 가입자(세대수) 및 피부양자 적용인구 수록 <ul style="list-style-type: none"> - 건강보험 가입자의 자격을 유지하고 있는 가입자(세대수) 및 피부양자를 월별 현황을 수록 - 가입자 현황을 수록하여 세부적으로 파악할 수 있도록 함
작성기준	<ul style="list-style-type: none"> ○ 대상 : 건강보험 적용되는 내국인 및 외국인 ○ 연도말 기준이며, 자격 유지자 기준
용어정의	<ul style="list-style-type: none"> ○ 평균 : 월별 가입자(피부양자) / 12개월 ○ 직장 : 근로자 및 사용자, 공무원·군인·사립학교 교직원 ○ 지역 : 가입자중 직장가입자와 그 피부양자를 제외한 자 ○ 피부양자 : 직장가입자에 의하여 주로 생계를 유지하는 보수 또는 소득이 없는 자로 보험료를 부담하지 않는 자 ○ 세대주(지역) : 세대별 주민등록표에 나타나는 구성원을 대표하는 자 (세대주+비가입세대주)
관련부서	국민건강보험공단 빅데이터사업실 통계관리부(☎033-736-2469)

통계표 명	제 I -5표 시군구별 적용인구 현황
개 요	<ul style="list-style-type: none"> ○ 시군구별 적용인구 현황 <ul style="list-style-type: none"> - 건강보험 가입자의 자격을 유지하고 있는 가입자(세대주) 및 피부양자를 연도말 현황을 수록 - 시군구별 적용인원을 수록하여 세부적으로 파악할 수 있도록 함
작성기준	<ul style="list-style-type: none"> ○ 대상 : 건강보험 적용되는 내국인 및 외국인 ○ 연도말 기준이며, 자격 유지자 기준 ○ 사업장수는 사업장 소재지 기준
용어정의	<ul style="list-style-type: none"> ○ 건강보험 : 직장(공·교포함) + 지역 ○ 직장 : 근로자 및 사용자, 공무원·군인·사립학교 교직원 ○ 지역 : 가입자 중 직장가입자와 그 피부양자를 제외한 자 ○ 피부양자 : 직장가입자에 의하여 주로 생계를 유지하는 보수 또는 소득이 없는 자로 보험료를 부담하지 않는 자 ○ 세대주(지역) : 세대별 주민등록표에 나타나는 구성원을 대표하는 자 (세대주+비가입세대주) ○ 사업장 : 직장가입자의 적용대상이 되는 근로자가 사업주에게 고용되어 근로를 제공하는 장소적 개념의 ‘사업소 또는 사무소’
관련부서	국민건강보험공단 빅데이터사업실 통계관리부(☎033-736-2469)

통계표 명	제 I -6표 가입자 및 피부양자 사업장 월별 변동현황(직장)
개 요	<ul style="list-style-type: none"> ○ 연도말 직장 가입자의 자격취득자 또는 상실자 현황을 수록 ○ 연도말 직장 가입자의 자격 변동현황을 수록하여 세부적으로 파악할 수 있도록 함
작성기준	<ul style="list-style-type: none"> ○ 대상 : 매월 자격상실자 또는 취득자 기준 직장 적용현황 ○ 매월말 기준이며, 자격 취득 또는 상실 기준
용어정의	<ul style="list-style-type: none"> ○ 직장취득 : 직장가입자 + 직장피부양자의 취득 ○ 직장상실 : 직장가입자 + 직장피부양자의 상실 ○ 사업장가입 개소 : 건강보험 가입 사업장수 ○ 사업장탈퇴 개소 : 건강보험 탈퇴 사업장수 ○ 자격변동 : 직장취득, 직장상실 ○ 월별 : 월중 처리한 대상자
관련부서	국민건강보험공단 빅데이터사업실 통계관리부(☎033-736-2469)

통계표 명	제 I -6 -1표 시도별 월별 세대수 및 가입자 변동현황(지역)
개 요	<ul style="list-style-type: none"> ○ 연도말 지역가입자의 자격 취득자 또는 상실자 현황을 수록 ○ 연도말 지역가입자의 자격 변동현황을 수록하여 세부적으로 파악할 수 있도록 함
작성기준	<ul style="list-style-type: none"> ○ 대상 : 지역가입자 중 매월 자격상실자 또는 취득자 기준 ○ 매월말 자격취득 또는 상실 기준
용어정의	<ul style="list-style-type: none"> ○ 지역취득 : 직장가입자 상실, 피부양자 상실 ○ 지역상실 : 직장가입자 취득, 피부양자 취득 ○ 자격변동 : 지역취득 및 지역상실 ○ 지역취득 기타 : 출생, 주민등록재등록, 국적취득, 영주귀국신규등록 등 ○ 지역상실 기타 : 사망, 실종, 국적상실, 거주불명등록, 해외이주말소 등 ○ 월별 : 월중 처리한 대상자
관련부서	국민건강보험공단 빅데이터사업실 통계관리부(☎033-736-2469)

통계표 명	제 I -7표 사업장 규모별 적용인구 현황
개 요	○ 연도말 직장가입자의 사업장규모 현황을 수록하여 세부적으로 파악할 수 있도록 함
작성기준	○ 대상 : 연도말 자격유지자의 직장대상
용어정의	<p>○ 사업장 : 직장가입자의 적용대상이 되는 근로자가 사업주에게 고용되어 근로를 제공하는 장소적 개념의 ‘사업소 또는 사무소’</p> <p>○ 직장가입자 : 근로자 및 사용자, 공무원·군인·사립학교 교직원, 피부양자</p> <p>○ 지역가입자 : 가입자 중 직장가입자와 그 피부양자를 제외한 자</p> <p>○ 피부양자 : 직장가입자에 의하여 주로 생계를 유지하는 보수 또는 소득이 없는 자로 보험료를 부담하지 않는 자</p> <p>○ 공·교 : 공무원 및 사립학교 교직원</p>
관련부서	국민건강보험공단 빅데이터사업실 통계관리부(☎033-736-2469)

통계표 명	제 I-8표 시도별 외국인 및 재외국민 적용인구 현황
개 요	<ul style="list-style-type: none"> ○ 외국인 재외국민 가입자현황을 연도말 현황을 수록 ○ 외국인, 재외국민 가입자를 직장가입자, 피부양자, 지역가입자로 구분하여 세부적으로 파악할 수 있도록함
작성기준	○ 대상 : 연도말 자격유지 외국인
용어정의	<ul style="list-style-type: none"> ○ 직장 : 근로자 및 사용자, 공무원·군인·사립학교 교직원, 피부양자 ○ 지역 : 가입자중 직장가입자와 그 피부양자를 제외한 자 ○ 피부양자 : 직장가입자에 의하여 주로 생계를 유지하는 보수 또는 소득이 없는 자로 보험료를 부담하지 않는 자 ○ 세대주(지역) : 세대별 주민등록표에 나타나는 구성원을 대표하는 자 ○ 외국인 : 출입국관리법에 의하여 외국인등록을 한 자 또는 재외동포의 출입국과 법적지위에관한 법률에 의하여 국내거소 신고를 한 외국국적동포 ○ 재외국민 : 재외동포의출입국과법적지위에 관한법률에 따른 자 중 국내에 거주하는 자로서 국내거소신고를 한 자
관련부서	국민건강보험공단 빅데이터사업실 통계관리부(☎033-736-2469)

통계표 명	제 I -9표 지역별 종별 요양기관 현황
개 요	○ 2023년 건강보험요양기관 현황 신고(연도말 기준)
작성기준	○ 대상 : 개설 요양기관 전체 ○ 범위 및 지역 : 전국
용어정의	○ 요양기관 - 국민건강보험법 제42조에 의거, 다음 각 호의 해당 기관 1. 「의료법」에 따라 개설된 의료기관 2. 「약사법」에 따라 등록된 약국 3. 「약사법」 제91조에 따라 설립된 한국희귀의약품센터 4. 「지역보건법」에 따른 보건소·보건의료원 및 보건지소 5. 「농어촌 등 보건의료를 위한 특별조치법」에 따라 설치된 보건진료소
관련부서	건강보험심사평가원 의료자원실(☎ 033-739-4806, 4807)

통계표 명	제 I-10표 종별 설립구분별 요양기관 현황
개 요	○ 2023년 건강보험요양기관 현황 신고(연도말 기준)
작성기준	○ 대상 : 개설 요양기관 전체 ○ 범위 및 지역 : 전국
용어정의	○ 설립구분 : 국민건강보험법 시행규칙 별지 제14호 서식에 따라 요양기관이 신고한 설립형태 - 국립, 공립, 학교법인, 특수법인, 종교법인, 사회복지법인, 사단법인, 재단법인, 회사 법인, 의료법인, 소비자생활협동조합, 사회적협동조합, 개인, 군병원, 기타
관련부서	건강보험심사평가원 의료자원실(☎ 033-739-4806, 4807)

통계표 명	제 I-11표 지역별 설립구분별 요양기관 현황
개 요	○ 2023년 건강보험요양기관 현황 신고(연도말 기준)
작성기준	○ 대상 : 개설 요양기관 전체 ○ 범위 및 지역 : 전국
용어정의	○ 설립구분 : 국민건강보험법 시행규칙 별지 제14호 서식에 따라 요양기관이 신고한 설립형태 - 국립, 공립, 학교법인, 특수법인, 종교법인, 사회복지법인, 사단법인, 재단법인, 회사 법인, 의료법인, 소비자생활협동조합, 사회적협동조합, 개인, 군병원, 기타
관련부서	건강보험심사평가원 의료자원실(☎ 033-739-4806, 4807)

통계표 명	제 I -12표 지역별 표시과목별 의원 현황
개 요	○ 2023년 건강보험요양기관 현황 신고(연도말 기준)
작성기준	○ 대상 : 요양기관 종별이 의원인 개설 요양기관 ○ 범위 및 지역 : 전국
용어정의	<p>○ 표시과목 : 기관명칭에 표시한 개설자의 전문과목</p> <ul style="list-style-type: none"> - 전문과목미표시 전문의 : 기관명칭에 전문과목을 표시하지 않은 전문의 개설 의원 - 일반의 : 일반의(비전문의) 개설의원과 법인 개설 등 의원의 합 <p>※ 전문의의 수련 및 자격 인정 등에 관한 규정 일부개정령안 및 시행규칙(2022.11.22.시행)에 따라 전문의의 전문과목 중 '흉부외과'를 '심장혈관흉부외과'로 명칭 변경 반영</p>
관련부서	건강보험심사평가원 의료자원실(☎ 033-739-4806, 4807)

통계표 명	제 I-13표 요양기관 종별 인력현황 I(의사, 약사 등) (계/ 남자/ 여자)
개 요	○ 2023년 건강보험요양기관 현황 신고(연도말 기준)
작성기준	○ 대상 : 개설 요양기관 전체 ○ 범위 및 지역 : 전국 ○ 산정기준 - 의사, 치과의사, 한의사, 약사(한약사), 조산사, 물리치료사의 경우 전속 기준 ※ 약사(한약사)는 '주 16시간 이상' 포함 - 사회복지사, 작업치료사의 경우 상근 기준
용어정의	○ 인력종별 : 국민건강보험법 시행규칙 별지 제14호 서식에 따라 요양기관이 신고한 인력현황 - 의사, 치과의사, 한의사, 약사(한약사), 조산사, 물리치료사, 사회복지사, 작업치료사
관련부서	건강보험심사평가원 의료자원실(☎ 033-739-4806, 4807)

통계표 명	제 I-14표 요양기관 종별 인력현황Ⅱ(간호사 및 기타인원)
개 요	○ 2023년 건강보험요양기관 현황 신고(연도말 기준)
작성기준	○ 대상 : 개설 요양기관 전체 ○ 범위 및 지역 : 전국 ○ 산정기준 : 요양기관이 신고한 인력종별 총 인원수 현황 기준
용어정의	○ 인력종별 : 국민건강보험법 시행규칙 별지 제14호 서식에 따라 요양기관이 신고한 인원현황 - 간호사, 간호조무사, 임상병리사, 방사선사, 치과기공사, 치과위생사, 보건의료정보관리사, 동위원소취급자(일반, 특수), 방사선취급감독자, 영양사, 조리사, 조혈모세포 냉동담당자, 안경사, 기타종사자, 정신건강전문요원
관련부서	건강보험심사평가원 의료자원실(☎ 033-739-4806, 4807)

통계표 명	제 I -15표 요양기관 지역별 인력현황 I (의사, 약사 등) (계/ 남자/ 여자)
개 요	○ 2023년 건강보험요양기관 현황 신고(연도말 기준)
작성기준	○ 대상 : 개설 요양기관 전체 ○ 범위 및 지역 : 전국 ○ 산정기준 - 의사, 치과의사, 한의사, 약사(한약사), 조산사, 물리치료사의 경우 전속 기준 ※ 약사(한약사)는 '주 16시간 이상' 포함 - 사회복지사, 작업치료사의 경우 상근 기준
용어정의	○ 인력종별 : 국민건강보험법 시행규칙 별지 제14호 서식에 따라 요양기관이 신고한 인력현황 - 의사, 치과의사, 한의사, 약사(한약사), 조산사, 물리치료사, 사회복지사, 작업치료사
관련부서	건강보험심사평가원 의료자원실(☎ 033-739-4806, 4807)

통계표 명	제 I-16표 요양기관 지역별 인력현황Ⅱ(간호사 및 기타인원)
개 요	○ 2023년 건강보험요양기관 현황 신고(연도말 기준)
작성기준	○ 대상 : 개설 요양기관 전체 ○ 범위 및 지역 : 전국 ○ 산정기준 : 요양기관이 신고한 인력종별 총 인원수 현황 기준
용어정의	○ 인력종별 : 국민건강보험법 시행규칙 별지 제14호 서식에 따라 요양기관이 신고한 인원현황 - 간호사, 간호조무사, 임상병리사, 방사선사, 치과기공사, 치과위생사, 보건의료정보관리사, 동위원소취급자(일반, 특수), 방사선취급감독자, 영양사, 조리사, 조혈모세포 냉동담당자, 안경사, 기타종사자, 정신보건전문원
관련부서	건강보험심사평가원 의료자원실(☎ 033-739-4806, 4807)

통계표 명	제 I -17표 요양기관 종별 전문과목별 전문의 현황(계/ 남자/ 여자)
개 요	○ 2023년 건강보험요양기관 현황 신고(연도말 기준)
작성기준	○ 대상 : 의과 26개 진료과목 전문의(전속 기준) ○ 범위 및 지역 : 전국
용어정의	○ 전문과목 구분 - 전문의의 수련 및 자격 인정 등에 관한 규정 제3조(전문의의 전문과목)에 따른 전문과목 분류 ※ 전문의의 수련 및 자격 인정 등에 관한 규정 일부개정령안 및 시행규칙(2022.11.22.시행)에 따라 전문의의 전문과목 중 '흉부외과'를 '심장혈관흉부외과'로 명칭 변경 반영
관련부서	건강보험심사평가원 의료자원실(☎ 033-739-4806, 4807)

통계표 명	제 I -18표 요양기관 지역별 전문과목별 전문의 현황 (계/ 남자/ 여자)
개 요	○ 2023년 건강보험요양기관 현황 신고(연도말 기준)
작성기준	○ 대상 : 의과 26개 진료과목 전문의(전속 기준) ○ 범위 및 지역 : 전국
용어정의	○ 전문과목 구분 - 전문의의 수련 및 자격 인정 등에 관한 규정 제3조(전문의의 전문과목)에 따른 전문과목 분류 ※ 전문의의 수련 및 자격 인정 등에 관한 규정 일부개정령안 및 시행규칙(2022.11.22.시행)에 따라 전문의의 전문과목 중 '흉부외과'를 '심장혈관흉부외과'로 명칭 변경 반영
관련부서	건강보험심사평가원 의료자원실(☎ 033-739-4806, 4807)

통계표 명	제 I -19표 요양기관 종별 입원실 현황
개 요	○ 2023년 건강보험요양기관 현황 신고(연도말 기준)
작성기준	○ 대상 : 개설 요양기관 전체 ○ 범위 및 지역 : 전국
용어정의	○ 입원실 1. 질병 등 입원치료 목적의 병상이면서, 입원 치료가 필요하거나 수술 또는 치료 후 지속적인 관찰 등이 필요하다고 판단한 담당 의사의 입원지시에 의해 환자에게 제공되는 시설 2. 응급의료에 관한 법률 제33조에 따른 응급환자를 위한 예비병상(응급환자 진료 구역외에 별도 설치)으로서, 건강보험에서 입원료(의학관리료, 간호관리료, 병원 관리료)를 지급하는 시설로 제한
관련부서	건강보험심사평가원 의료자원실(☎ 033-739-4806, 4807)

통계표 명	제 I -20표 요양기관 지역별 입원실 현황
개 요	○ 2023년 건강보험요양기관 현황 신고(연도말 기준)
작성기준	○ 대상 : 개설 요양기관 전체 ○ 범위 및 지역 : 전국
용어정의	○ 입원실 1. 질병 등 입원치료 목적의 병상이면서, 입원 치료가 필요하거나 수술 또는 치료 후 지속적인 관찰 등이 필요하다고 판단한 담당 의사의 입원지시에 의해 환자에게 제공되는 시설 2. 응급의료에 관한 법률 제33조에 따른 응급환자를 위한 예비병상(응급환자 진료 구역외에 별도 설치)으로서, 건강보험에서 입원료(의학관리료, 간호관리료, 병원 관리료)를 지급하는 시설로 제한
관련부서	건강보험심사평가원 의료자원실(☎ 033-739-4806, 4807)

통계표 명	제 I-21표 요양기관 종별 특수진료실 현황
개 요	○ 2023년 건강보험요양기관 현황 신고(연도말 기준)
작성기준	○ 대상 : 개설 요양기관 전체 ○ 범위 및 지역 : 전국
용어정의	○ 특수진료실 : 국민건강보험법 시행규칙 별지 제14호 서식에 따라 요양기관이 신고한 특수진료실 등 현황 - 분만실, 신생아실, 수술실, 회복실, 응급실, 인공신장실, 물리치료실, 강내치료실, 방사선옥소, 낮병동, 조혈모세포치치실, 혈액은행, 임상검사실, 모자동실, 조제실, 탕전실
관련부서	건강보험심사평가원 의료자원실(☎ 033-739-4806, 4807)

통계표 명	제 I-22표 요양기관 지역별 특수진료실 현황
개 요	○ 2023년 건강보험요양기관 현황 신고(연도말 기준)
작성기준	○ 대상 : 개설 요양기관 전체 ○ 범위 및 지역 : 전국
용어정의	○ 특수진료실 : 국민건강보험법 시행규칙 별지 제 14호 서식에 따라 요양기관이 신고한 특수진료실 등 현황 - 분만실, 신생아실, 수술실, 회복실, 응급실, 인공신장실, 물리치료실, 강내치료실, 방사선옥소, 낮병동, 조혈모세포치치실, 혈액은행, 임상검사실, 모자동실, 조제실, 탕전실
관련부서	건강보험심사평가원 의료자원실(☎ 033-739-4806, 4807)

통계표 명	제 I -23표 요양기관 지역별 진단방사선·특수의료장비 현황
개 요	○ 2023년 건강보험요양기관 현황 신고(연도말 기준)
작성기준	○ 대상 : 개설 요양기관 전체 ○ 범위 및 지역 : 전국
용어정의	<p>○ 진단방사선 발생장치</p> <p>- 진단용 엑스선 장치, 진단용 엑스선 발생기, 치과진단용 엑스선 발생장치, 전산화 단층 촬영장치, 유방촬영용 장치 등 방사선을 발생시켜 질병의 진단에 사용하는 기기로 관할 시장·군수·구청장에게 신고 후 사용하여야 함(의료법 제37조)</p> <p>○ 특수의료장비</p> <p>- 보건의료 시책 상 적절한 설치와 활용이 필요하여 보건복지부장관이 정하여 고시 하는 장비로 관할 시장·군수·구청장에게 등록 후 사용하여야 함(의료법 제38조)</p>
관련부서	건강보험심사평가원 의료자원실(☎ 033-739-4806, 4807)

통계표 명	제 I -24표 요양기관 종별 의료장비 현황
개 요	○ 2023년 건강보험요양기관 현황 신고(연도말 기준)
작성기준	○ 대상 : 개설 요양기관 전체 ○ 범위 및 지역 : 전국
용어정의	○ 의료장비 보건복지부 고시 「의료장비현황 신고대상 및 식별부호화에 관한 기준」 대상 의료장비 현황임
관련부서	건강보험심사평가원 의료자원실(☎ 033-739-4806, 4807)

제II편

건강보험 재정현황

Financial Indicators in Health Insurance

통계표 명	제Ⅱ-1표 연도별 건강보험 재정현황
개 요	○ 건강보험사업 회계연도별 수입과 지출 항목별 총액
작성기준	○ 대상 : 매 회계연도 결산보고서상 항목별 수입·지출 총액(보건복지부장관 승인후)
용어정의	<p>○ 결산보고서 : 공단 회계규정 및 국제회계기준에 근거한 발생주의원칙에 따라 작성된 보고서(이사회 의결 → 보건복지부장관 승인후)</p> <p>○ 보험재정국고지원금 : - 2007년부터 국민건강보험법 제108조 제1항 규정에 따른 정부지원금으로 포괄손익계산서상 국고지원금</p> <p>○ 관리재정국고지원금 : - 2007년부터 폐지하고 보험재정으로 통합</p> <p>○ 담배부담금 : 2002년부터 국민건강보험법 제108조 제2항 규정에 따른 정부지원금(건강증진기금)으로 포괄손익계산서상 국민건강증진기금</p> <p>○ 기타수익 : 포괄손익계산서상 보험료·국고지원금·국민건강증진기금을 제외한 수입액</p> <p>○ 관리운영비 : 포괄손익계산서상 인건비와 경상경비 합계액</p> <p>○ 기타비용 : 포괄손익계산서상 보험급여비와 관리운영비를 제외한 금액</p> <p>○ 타기관부담금 : 포괄손익계산서상 심사평가원부담금</p> <p>○ 당기순이익 : 포괄손익계산서상 당기순이익 또는 당기순손실</p> <p>○ 미처분이익잉여금 : 재무상태표상 미처분이익잉여금</p> <p>○ 누적법정준비금 : 재무상태표상 법정적립금</p>
관련부서	국민건강보험공단 재정관리실(☎ 033-736-1350)

통계표 명	제Ⅱ-2표 월별 시도별 보험료 현황(총계)
개 요	<p>○ 건강보험 가입자의 월별 보험료 부과현황을 직장과 지역을 구분하여 시도별로 수록</p> <p>- 건강보험 연간 총 보험료를 직장과 지역으로 구분하고 직장은 근로자와 공교로 세분화하여 각 시도별로 구분 수록하여, 월별로 총보험료 현황을 세부적으로 파악할 수 있도록 함</p>
작성기준	<p>○ 대상 : 직장은 각 사업장별 부과된 월보험료를, 지역은 각 세대별로 부과된 월보험료를 1년간 집계</p>
용어정의	<p>○ 보험료 : 건강보험에 가입한 사람이 보험자에게 내는 일정한 금액</p> <p>○ 산정보험료</p> <p>- 직장보수월액보험료 : 가입자의 보수월액에 보험료율을 곱하여 얻은 금액</p> <p>- 지역보험료 : 지역가입자가 보유한 소득·재산 등에 따라 산정한 보험료부과 점수에 보험료 부과점수당 금액을 곱하여 얻은 최초 보험료</p> <p>○ 부과보험료</p> <p>- 직장보수월액보험료 : 가입자의 보수월액에 보험료율을 곱하여 얻은 금액에서 경감보험료와 정산보험료를 반영하여 부과하는 보험료</p> <p>- 임의계속보험료 : 산정보험료에서 경감 및 면제보험료를 제외한 보험료</p> <p>- 소득월액보험료 : 산정보험료에서 경감 및 면제보험료를 제외한 보험료</p> <p>- 지역보험료 : 산정보험료에서 경감 및 면제보험료를 제외한 보험료</p> <p>※ 2013년부터 주민등록주소지 기준으로 발취</p>
관련부서	국민건강보험공단 자격부과실(☎ 033-736-2551~2)

통계표 명	제Ⅱ-3표 보수월액 구간별 및 보험료 부담현황(직장)
개 요	○ 직장 보수월액구간별(근로자/공·교) 연도말 현황을 수록하여 구성비율을 파악하고자 함
작성기준	○ 대상 : 직장은 각 사업장별 산정된 월보험료를 1년간 집계 ○ 연도말 산정보험료 기준(12월분 정기보험료 산정기준)
용어정의	○ 직장보수월액보험료 : 직장가입자에게 부과되는 보수월액보험료 ○ 보수월액 : 건강보험법령에 따라 신고 된 보수월액 또는 전년도 보수총액을 해당 월수로 나눈 금액 ○ 산정보험료 : 국민건강보험법령에 따라 당해 가입자의 보수월액에 보험료율을 곱하여 얻은 금액 ※ 특수사업장 : 특수사업을 수행하는 군인 등 일부 사업장
관련부서	국민건강보험공단 자격부과실(☎ 033-736-2551~2)

통계표 명	제Ⅱ-4표 사업장규모별 보험료 현황(직장)
개 요	○ 사업장규모별료(근로자/공·교) 연도말 현황을 수록하여 구성비율을 파악하고자 함
작성기준	○ 대상 : 보험료를 납부하는 사업장의 규모 ○ 범위 및 지역 : 전국
용어정의	○ 부과사업장 : 가입자 규모별 사업장 수 ○ 부과건수 : 가입자 규모별 사업장의 부과건수(가입자수)의 합 ○ 직장보수월액보험료 : 직장가입자에게 부과되는 보수월액보험료 ○ 산정보험료 : 가입자의 보수월액에 보험료율을 곱하여 얻은 금액 ※ 특수사업장 : 특수사업을 수행하는 군인 등 일부 사업장
관련부서	국민건강보험공단 빅데이터사업실 통계관리부(☎ 033-736-2469)

통계표 명	제Ⅱ-5표 업종별 보험료 현황(직장)
개 요	○ 업종별 연도말 보험료 부과 현황을 수록하여 구성비율을 파악하고자 함
작성기준	○ 대상 : 직장보수월액보험료가 부과되는 사업장을 업종별로 구분 ○ 연도말 산정보험료 기준
용어정의	○ 부과사업장 : 가입자 규모별 사업장 수 ○ 부과건수 : 가입자 규모별 사업장의 부과건수(가입자수)의 합 ○ 직장보수월액보험료 : 직장가입자에게 부과되는 보수월액보험료 ○ 산정보험료 : 가입자의 보수월액에 보험료율을 곱하여 얻은 금액 ※ 특수사업장 : 특수사업을 수행하는 군인 등 사업장
관련부서	국민건강보험공단 빅데이터사업실 통계관리부(☎ 033-736-2469)

통계표 명	제Ⅱ-6표 산정보험료 점수구간별 현황(지역)
개 요	○ 세대수와 점수별로 수록하여 점수구간별에 대한 보험료의 규모를 파악하고자함
작성기준	○ 대상 : 연도말 기준 ○ 연도말 산정보험료 기준(12월분 정기보험료 산정기준)
용어정의	<p>○ 지역가입자 : 가입자중 직장가입자와 그 피부양자를 제외한 자</p> <p>○ 보험료 : 건강보험사업에 드는 비용에 충당하기 위하여 납부의무자에게 부과하는 금액</p> <p>○ 부과점수 : 지역가입자가 보유한 소득·재산 등에 따라 등급별로 합산한 점수 ※ 부과점수당 금액(2023년 기준) : 208.4원</p> <p>○ 소득등급별점수 : 보험료 산정 시 연간소득 기준금액 초과 세대에 부과하는 점수</p> <p>- 75등급(500만원부터) → '18.7월이후 97등급(100만원부터) → '22.9월 이후 소득금액 336만원 초과 6억 6,199만원 이하는 95.259 + 초과 소득당 점수, 6억 6,199만원 초과인 경우 18,768.13(2023년 기준)</p> <p>- 연금, 근로소득 평가율 : 20% → '18.7월 이후 30% → '22.9월 이후 50%</p> <p>- 연간소득 336만 원 이하 세대는 세대당 최저보험료 19,780원 부과</p> <p>○ 과표재산등급별점수 : 과표는 과세표준의 약칭으로서 재산금액에 부과하는 점수</p> <p>- 50등급(100만원부터) → '18.7월이후 60등급(1만원부터) ※ 재산과표 기본공제 5천만원 반영 후, 등급별 점수 산정('22.9월~)</p> <p>○ 자동차등급별점수 : 자동차세액에 사용연수에 따른 감액률을 반영하여 차종별 배기량 또는 적재량에 따라 부과하는 점수</p> <p>- 7등급(35구간) → '18.7월이후 11등급(33구간) → '22.9월이후 7등급(21구간)</p> <p>○ 생활수준 및 경제활동 등급별점수</p> <p>- 연간소득 500만원이하 세대의 보험료 산정 시 지역가입자의 성·연령·재산 및 장애정도 등을 참작하여 부과하는 점수 → '18.7월이후 “폐지”</p>
관련부서	국민건강보험공단 자격부과실(☎ 033-736-2551~2)

통계표 명	제Ⅱ-7표 보험료분위별 보험료 현황
개 요	○ 보험료 분위별 현황을 수록하여, 지역별에 대한 소득규모 파악하고자 함
작성기준	○ 대상 <ul style="list-style-type: none"> - 직장 : 각 사업장별 산정된 연도말 12월 보험료 - 지역 : 각 세대별로 부과된 연도말 12월 보험료
용어정의	○ 근로자 : 근로의 대가로서 보수를 받아 생활하는 자(법인의 이사 기타 임원을 포함)로서 공무원과 교직원을 제외한 자 ○ 공·교 : 공무원 및 사립학교교직원의 약칭 ○ 지역 : 가입자중 직장가입자와 그 피부양자를 제외한 자 ○ 직장보험료 : 직장가입자에게 부과되는 보험료 ○ 산정보험료 <ul style="list-style-type: none"> - 직장보수월액보험료 : 가입자의 보수월액에 보험료율을 곱하여 얻은 금액 - 지역보험료 : 지역가입자가 보유한 소득·재산 등에 따라 산정한 보험료부과 점수에 보험료부과점수당 금액을 곱하여 얻은 최초 보험료 ○ 부과보험료 : <ul style="list-style-type: none"> - 직장보수월액보험료는 가입자의 보수월액에 보험료율을 곱하여 얻은 금액에서 경감보험료와 정산보험료를 반영하여 실제로 부과하는 보험료 - 지역보험료는 산정보험료에서 경감 및 면제보험료를 제외한 보험료 ○ 보험료분위 : 전체 대상자(세대)를 20분위 균등분할 <ul style="list-style-type: none"> - 1분위(하위 5%), 2분위(하위 10%)....., 20분위(상위 5%) ○ 평균보험료 : 보험료를 평균하여 가입에서 탈퇴까지 계속 일정하게 납부하는 보험료 ○ 최대 보험료 : 가장 높은 산정보험료
관련부서	국민건강보험공단 자격부과실(☎ 033-736-2551~2)

통계표 명	제Ⅱ-8표 연도별 건강보험 주요지표(총괄)
개 요	○ 수입과 지출, 진료비 등 연도별 현황을 수록하여 증가추이 파악
작성기준	○ 대상 : 1년간 건강보험 진료비용 및 연도말 적용인원
용어정의	<p>○ 연도말 적용인구 : 매 연도말 건강보험 적용인구(가입자 + 피부양자)</p> <p>○ 연평균 적용인구 : 매 월말기준 적용인구에 대한 1년간 적용인구 평균값</p> <p>○ 보험료 : 결산보고서(수지계산서)상 보험료수입 금액이며, 건강보험사업에 소요되는 비용을 충당하기 위하여 건강보험 가입자에게 법률로 정해진 부과기준에 따라 고지한 금액</p> <p>○ 진료비 : 공단부담금(기관부담금)과 본인부담금을 더한 금액 (요양급여비용 총액)</p> <p>○ 급여비 : 요양급여비용 총액에서 보험자인 공단이 부담한 금액</p> <p>○ 입내원일수 : 진료비청구명세서상에 기재된 건강보험 환자가 실제로 요양기관에 방문 또는 입원한 일수</p> <p>○ 요양급여일수(투약일수) : 내원일수에 원내 투약일수를 포함한 일수 (단, 내원과 투약이 중복된 날은 1일로 산정)</p>
관련부서	국민건강보험공단 빅데이터사업실 통계관리부(☎ 033-736-2469)

통계표 명	제Ⅱ-9표 직장가입자 보수 외 소득월액보험료 현황
개 요	○ 소득월액보험료 구간별 부과현황을 파악하고자 함
작성기준	○ 직장가입자의 소득월액보험료 현황(소득월액임의계속가입자 포함) ○ 연도말 부과보험료 기준(12월 정기보험료 부과보험료 기준)
용어정의	<p>○ 소득월액보험료 부과대상</p> <ul style="list-style-type: none"> - ('18.6월이전) 보수월액 산정에 포함된 소득을 제외한 보수외소득이 연간 7,200만원을 초과한 직장가입자 - ('18.7월이후) 보수월액 산정에 포함된 소득을 제외한 보수외소득이 연간 3,400만원을 초과한 직장가입자 - ('22.9월이후) 보수월액 산정에 포함된 소득을 제외한 보수외소득이 연간 2,000만원을 초과한 직장가입자 <p>○ 소득월액보험료 산정방법</p> <ul style="list-style-type: none"> - ('18.6월이전) 연간 보수외소득 전액 ÷ 12개월 × 보험료율의 50% (3.12%) - ('18.7월이후) [(연간 보수외소득 - 3,400만원 공제) ÷ 12개월] × 보험료율 - ('22.9월이후) [(연간 보수외소득 - 2,000만원 공제) ÷ 12개월] × 보험료율 <p>※ 보수외소득 : 직장가입자 보수월액에 포함되지 않은 이자, 배당, 사업, 근로, 연금, 기타소득</p> <p>○ 부과보험료</p> <ul style="list-style-type: none"> - 소득월액보험료 : 산정보험료에서 경감 및 면제보험료를 제외한 보험료
관련부서	국민건강보험공단 자격부과실(☎ 033-736-2551~2)

통계표 명	제II-10표 연도별 정부지원금 현황
개 요	○ 연도별 국고지원금 및 담배부담금 현황 파악
작성기준	○ 대상 : 매 회계연도(1.1~12.31) 기간동안의 국고지원금 및 담배부담금 지원 총액, 연도말 익익월(2개월) 이후 <보건복지부장관 승인 후>
용어정의	<p>○ 관련근거 : 국민건강보험법 제108조 및 국민건강증진법 부칙 제2항</p> <p>○ 지역 국고지원금 : 매 회계 연도 결산서의 포괄손익계산서상 국고지원금</p> <ul style="list-style-type: none"> - 국민건강보험재정건전화특별법 제15조(2002 ~ 2006년) <ul style="list-style-type: none"> ◦ 관리재정 및 보험재정으로 구분 (2007년부터 관리재정은 폐지하고 보험재정으로 통합) ◦ 2002~2004년 : 지역가입자 총비용의 100분의 40에 해당하는 금액 지원 ◦ 2005~2006년 : 지역가입자 총비용의 100분의 35에 해당하는 금액 지원 - 국민건강보험법(2007년 ~) <ul style="list-style-type: none"> ◦ 국고지원금 한시적 지원규정 신설 <ul style="list-style-type: none"> * 법 제92조제1항 : 5년간(2007~2011) 당해연도 보험료예상수입액의 14% 지원 * 법 제108조제1항 : 5년간(2012~2016) 당해연도 보험료예상수입액의 14% 지원 * 법 부칙 제2조(유효기간) : 제108조는 2022년 12월 31일까지 유효 <p>○ 담배부담금 : 매 회계 연도 결산서의 포괄손익계산서상 국민건강증진기금</p> <ul style="list-style-type: none"> - 국민건강보험재정건전화특별법 제15조(2002년 ~ 2006년) <ul style="list-style-type: none"> ◦ 지역배분금 및 직장분배금으로 구분 (2007년부터 지역배분금 및 직장분배금 구분 폐지) ◦ 2002~2004년 : 지역가입자 총비용의 100분의 10에 해당하는 금액 지원 ◦ 2005~2006년 : 지역가입자 총비용의 100분의 15에 해당하는 금액 지원 - 국민건강증진법(2007년 ~) <ul style="list-style-type: none"> ◦ 담배부담금 한시적 지원규정 신설 <ul style="list-style-type: none"> * 국민건강증진법 부칙 제7조제2항 : 5년간(2007~2011) 당해연도 보험료 예상 수입액의 6% 지원 * 국민건강증진법 부칙 제2항 : 2022년 12월 31일까지 당해연도 보험료 예상 수입액의 6% 지원
관련부서	국민건강보험공단 재정관리실(☎ 033-736-1314)

제III편

건강보험진료현황

Benefits in Health Insurance

통계표 명	제Ⅲ-1표 연도별 보험급여 지급현황																																																																																																																																														
개 요	○ 건강보험 보험급여 실적을 연도별로 수록하여 현물급여, 현금급여(요양비, 장애인 보조기기 등) 건수와 비용 등을 세부적으로 파악할 수 있도록 함																																																																																																																																														
작성기준	○ 대상: 건강보험 요양급여비용 지급자료를 지급기준 연간 진료현황																																																																																																																																														
용어정의	○ 현물급여: 건강보험의 급여 중 요양급여를 뜻함(가입자 및 피부양자의 질병·부상에 대한 예방·진단·치료·재활과 출산·사망 및 건강증진에 대해 법령이 정하는 바에 의하여 공단이 현물로 지급하는 급여)																																																																																																																																														
	○ 요양급여비: 국민건강보험법상 현물급여 중 건강검진비용을 제외한 금액 ※ 현물급여 = 요양급여 + 건강검진																																																																																																																																														
	○ 본인부담상한액 초과 사전급여: 가입자가 연간 동일한 요양기관에서 부담한 본인부담액이 최고 상한액을 초과할 경우, 가입자는 최고 상한액까지만 부담하고 초과되는 금액은 요양기관이 공단에 직접 청구 ※ 최고 상한액 연도별 기준: 2022년 598만원, 2023년 780만원, 2024년 808만원																																																																																																																																														
	○ 본인부담상한액 초과 사후환급금: 병,의원(약국포함)을 이용하고 지불한 본인부담금이 보험료수준에 따른 본인부담상한액을 초과할 경우 그 초과액을 가입자에게 환급																																																																																																																																														
	〈 보험료 수준별 소득분위 적용 상한액 〉																																																																																																																																														
	<table><tr><th colspan="2">소득분위</th><th>1분위</th><th>2~3분위</th><th>4~5분위</th><th>6~7분위</th><th>8분위</th><th>9분위</th><th>10분위</th></tr><tr><td colspan="2">2015년</td><td>121만원</td><td>151만원</td><td>202만원</td><td>253만원</td><td>303만원</td><td>405만원</td><td>506만원</td></tr><tr><td colspan="2">2016년</td><td>121만원</td><td>152만원</td><td>203만원</td><td>254만원</td><td>305만원</td><td>407만원</td><td>509만원</td></tr><tr><td colspan="2">2017년</td><td>122만원</td><td>153만원</td><td>205만원</td><td>256만원</td><td>308만원</td><td>411만원</td><td>514만원</td></tr><tr><td rowspan="2">2018년</td><td>요양병원 120일 초과 입원</td><td>124만원</td><td>155만원</td><td>208만원</td><td rowspan="2">260만원</td><td rowspan="2">313만원</td><td rowspan="2">418만원</td><td rowspan="2">523만원</td></tr><tr><td>그 밖의 경우</td><td>80만원</td><td>100만원</td><td>150만원</td></tr><tr><td rowspan="2">2019년</td><td>요양병원 120일 초과 입원</td><td>125만원</td><td>157만원</td><td>211만원</td><td rowspan="2">280만원</td><td rowspan="2">350만원</td><td rowspan="2">430만원</td><td rowspan="2">580만원</td></tr><tr><td>그 밖의 경우</td><td>81만원</td><td>101만원</td><td>152만원</td></tr><tr><td rowspan="2">2020년</td><td>요양병원 120일 초과 입원</td><td>125만원</td><td>157만원</td><td>211만원</td><td rowspan="2">281만원</td><td rowspan="2">351만원</td><td rowspan="2">431만원</td><td rowspan="2">582만원</td></tr><tr><td>그 밖의 경우</td><td>81만원</td><td>101만원</td><td>152만원</td></tr><tr><td rowspan="2">2021년</td><td>요양병원 120일 초과 입원</td><td>125만원</td><td>157만원</td><td>212만원</td><td rowspan="2">282만원</td><td rowspan="2">352만원</td><td rowspan="2">433만원</td><td rowspan="2">584만원</td></tr><tr><td>그 밖의 경우</td><td>81만원</td><td>101만원</td><td>152만원</td></tr><tr><td rowspan="2">2022년</td><td>요양병원 120일 초과 입원</td><td>128만원</td><td>160만원</td><td>217만원</td><td rowspan="2">289만원</td><td rowspan="2">360만원</td><td rowspan="2">443만원</td><td rowspan="2">598만원</td></tr><tr><td>그 밖의 경우</td><td>83만원</td><td>103만원</td><td>155만원</td></tr><tr><td rowspan="2">2023년</td><td>요양병원 120일 초과 입원</td><td>134만원</td><td>168만원</td><td>227만원</td><td>375만원</td><td>538만원</td><td>646만원</td><td>1,014만원</td></tr><tr><td>그 밖의 경우</td><td>87만원</td><td>108만원</td><td>162만원</td><td>303만원</td><td>414만원</td><td>497만원</td><td>780만원</td></tr><tr><td rowspan="2">2024년</td><td>요양병원 120일 초과 입원</td><td>138만원</td><td>174만원</td><td>235만원</td><td>388만원</td><td>557만원</td><td>669만원</td><td>1,050만원</td></tr><tr><td>그 밖의 경우</td><td>87만원</td><td>108만원</td><td>167만원</td><td>313만원</td><td>428만원</td><td>514만원</td><td>808만원</td></tr></table>								소득분위		1분위	2~3분위	4~5분위	6~7분위	8분위	9분위	10분위	2015년		121만원	151만원	202만원	253만원	303만원	405만원	506만원	2016년		121만원	152만원	203만원	254만원	305만원	407만원	509만원	2017년		122만원	153만원	205만원	256만원	308만원	411만원	514만원	2018년	요양병원 120일 초과 입원	124만원	155만원	208만원	260만원	313만원	418만원	523만원	그 밖의 경우	80만원	100만원	150만원	2019년	요양병원 120일 초과 입원	125만원	157만원	211만원	280만원	350만원	430만원	580만원	그 밖의 경우	81만원	101만원	152만원	2020년	요양병원 120일 초과 입원	125만원	157만원	211만원	281만원	351만원	431만원	582만원	그 밖의 경우	81만원	101만원	152만원	2021년	요양병원 120일 초과 입원	125만원	157만원	212만원	282만원	352만원	433만원	584만원	그 밖의 경우	81만원	101만원	152만원	2022년	요양병원 120일 초과 입원	128만원	160만원	217만원	289만원	360만원	443만원	598만원	그 밖의 경우	83만원	103만원	155만원	2023년	요양병원 120일 초과 입원	134만원	168만원	227만원	375만원	538만원	646만원	1,014만원	그 밖의 경우	87만원	108만원	162만원	303만원	414만원	497만원	780만원	2024년	요양병원 120일 초과 입원	138만원	174만원	235만원	388만원	557만원	669만원	1,050만원	그 밖의 경우	87만원	108만원	167만원	313만원	428만원	514만원	808만원
	소득분위		1분위	2~3분위	4~5분위	6~7분위	8분위	9분위	10분위																																																																																																																																						
	2015년		121만원	151만원	202만원	253만원	303만원	405만원	506만원																																																																																																																																						
	2016년		121만원	152만원	203만원	254만원	305만원	407만원	509만원																																																																																																																																						
	2017년		122만원	153만원	205만원	256만원	308만원	411만원	514만원																																																																																																																																						
	2018년	요양병원 120일 초과 입원	124만원	155만원	208만원	260만원	313만원	418만원	523만원																																																																																																																																						
		그 밖의 경우	80만원	100만원	150만원																																																																																																																																										
	2019년	요양병원 120일 초과 입원	125만원	157만원	211만원	280만원	350만원	430만원	580만원																																																																																																																																						
		그 밖의 경우	81만원	101만원	152만원																																																																																																																																										
	2020년	요양병원 120일 초과 입원	125만원	157만원	211만원	281만원	351만원	431만원	582만원																																																																																																																																						
그 밖의 경우		81만원	101만원	152만원																																																																																																																																											
2021년	요양병원 120일 초과 입원	125만원	157만원	212만원	282만원	352만원	433만원	584만원																																																																																																																																							
	그 밖의 경우	81만원	101만원	152만원																																																																																																																																											
2022년	요양병원 120일 초과 입원	128만원	160만원	217만원	289만원	360만원	443만원	598만원																																																																																																																																							
	그 밖의 경우	83만원	103만원	155만원																																																																																																																																											
2023년	요양병원 120일 초과 입원	134만원	168만원	227만원	375만원	538만원	646만원	1,014만원																																																																																																																																							
	그 밖의 경우	87만원	108만원	162만원	303만원	414만원	497만원	780만원																																																																																																																																							
2024년	요양병원 120일 초과 입원	138만원	174만원	235만원	388만원	557만원	669만원	1,050만원																																																																																																																																							
	그 밖의 경우	87만원	108만원	167만원	313만원	428만원	514만원	808만원																																																																																																																																							
○ 현금급여: 본인부담상한액 초과 사후환급금, 요양비, 장제비, 장애인 보조기기급여비																																																																																																																																															
○ 요양비: 출산비, 만성신부전증, 산소치료(가정용·휴대용)서비스, 당뇨병환자 소모성 재료, 자가도뇨 소모성 재료, 연속혈당측정기, 인슐린자동주입기, 인공호흡기, 기침유발기, 양압기 대여료를 포함																																																																																																																																															
○ 장애인 보조기기 급여비: 장애인 복지법에 따라 등록된 장애인인 건강보험 가입자 및 피부양자가 보조기기를 구입하는 경우 그 금액의 일부를 지급																																																																																																																																															
○ 임신출산 진료비: 임신부와 2세 미만 영유아의 임신·출산 관련 진료 등에 소요되는 비용																																																																																																																																															
관련부서	국민건강보험공단 건강검진실☎ 033-736-3541 검진비) 의료비지원실☎ 033-736-4636 본인부담상한제, ☎ 033-736-4662 보조기기급여비, ☎ 033-736-4657 임신출산진료비), 보험급여실☎ 033-736-3318 요양비)																																																																																																																																														

통계표 명	제Ⅲ-2표 시군구별 진료형태별 진료현황(총계)
개 요	○ 건강보험 시군구별 현황을 수록함으로써, 실제 시군구간 의료이용 이동량을 분석하여 지방 환자들의 대도시 의료기관 의료집중 현상의 근본적 원인을 파악하고자 함
작성기준	○ 대상: 건강보험 대상자 중 급여 이용자 ○ 연도말 주민등록주소지 기준 ○ 진료일 기준(2023년 1월 ~ 2024년 4월까지의 요양급여비용 지급분 반영)
용어정의	<p>○ 진료실인원수: 건강보험 가입자 중 실제 진료받은 환자 수(중복제거)</p> <p>○ 입내원일수: 진료비청구명세서 상에 기재된 건강보험 환자가 실제로 요양기관에 방문 또는 입원한 일수</p> <p>○ 요양급여일수: 내원일수에 원내 투약일수를 포함한 일수 단, 내원과 투약이 중복된 날은 1일로 산정</p> <p>○ 진료비: 공단부담금(기관부담금)과 본인부담금을 더한 금액 (요양급여비용 총액)</p> <p>○ 급여비: 요양급여비용 총액에서 보험자인 공단이 부담한 금액</p> <p>※ 공단 발간 「지역별의료이용통계연보」의 Ⅱ-2표 ‘시군구별 진료실적 현황(건강보험)’과 값이 정확히 일치하지 않는 이유</p> <p>- 「건강보험통계연보」는 건강보험 자격 대상자만으로 발책하지만, 「지역별의료이용통계연보」는 건강보험 및 의료급여 대상으로 발책하기 때문에 수진(진료)시점 자격과 연도말 자격의 차이(건강보험/의료급여)에 따라 수치 변동이 생길 수 있음</p>
관련부서	국민건강보험공단 빅데이터사업실 통계관리부(☎033-736-2469)

통계표 명	제Ⅲ-3표 시도별 현금급여 지급현황								
개 요	○ 건강보험 가입자 등의 신청에 의하여 공단에서 현금으로 지급하는 보험급여 - 현금급여 종류별 지급현황을 파악하여 재정추계와 정책 자료로 활용								
작성기준	○ 객체: 건강보험 대상자 중 현금급여 지급대상자 ○ 범위 및 지역: 전국								
용어정의	○ 본인부담상한액 초과 사전급여: 가입자가 연간 동일한 요양기관에서 부담한 본인부담액이 최고 상한액을 초과할 경우, 가입자는 최고 상한액까지만 부담하고 초과되는 금액은 요양기관이 공단에 직접 청구 ※ 최고 상한액 연도별 기준: 2022년 598만원, 2023년 780만원, 2024년 808만원								
	○ 본인부담상한액 초과 사후환급금: 병·의원(약국포함)을 이용하고 지불한 본인부담금이 보험료수준에 따른 본인부담상한액을 초과할 경우 그 초과액을 가입자에게 환급								
	〈 보험료 수준별 소득분위 적용 상한액 〉								
		소득분위	1분위	2-3분위	4-5분위	6-7분위	8분위	9분위	10분위
		2015년	121만원	151만원	202만원	253만원	303만원	405만원	506만원
		2016년	121만원	152만원	203만원	254만원	305만원	407만원	509만원
		2017년	122만원	153만원	205만원	256만원	308만원	411만원	514만원
	2018년	요양병원 120일 초과 입원	124만원	155만원	208만원	260만원	313만원	418만원	523만원
		그 밖의 경우	80만원	100만원	150만원				
	2019년	요양병원 120일 초과 입원	125만원	157만원	211만원	280만원	350만원	430만원	580만원
		그 밖의 경우	81만원	101만원	152만원				
	2020년	요양병원 120일 초과 입원	125만원	157만원	211만원	281만원	351만원	431만원	582만원
		그 밖의 경우	81만원	101만원	152만원				
	2021년	요양병원 120일 초과 입원	125만원	157만원	212만원	282만원	352만원	433만원	584만원
		그 밖의 경우	81만원	101만원	152만원				
2022년	요양병원 120일 초과 입원	128만원	160만원	217만원	289만원	360만원	443만원	598만원	
	그 밖의 경우	83만원	103만원	155만원					
2023년	요양병원 120일 초과 입원	134만원	168만원	227만원	375만원	538만원	646만원	1,014만원	
	그 밖의 경우	87만원	108만원	162만원					
2024년	요양병원 120일 초과 입원	138만원	174만원	235만원	388만원	557만원	669만원	1,060만원	
	그 밖의 경우	87만원	108만원	167만원					
	○ 현금급여: 본인부담상한액 초과 사후환급금, 요양비, 장제비, 장애인 보조기기급여비								
	○ 요양비: 출산비, 만성신부전증, 산소치료(가정용·휴대용)서비스, 당뇨병환자 소모성 재료, 자가도뇨 소모성 재료, 연속혈당측정기, 인슐린자동주입기, 인공호흡기, 기침유발기, 양압기 대여료를 포함								
	○ 장애인 보조기기 급여비: 장애인 복지법에 따라 등록된 장애인인 건강보험 가입자 및 피부양자가 보조기기를 구입하는 경우 그 금액의 일부를 지급								
	○ 임신출산 진료비: 임신부와 2세 미만 영유아의 임신·출산 관련 진료 등에 소요되는 비용								
관련부서	국민건강보험공단 건강검진실(☎ 033-736-3541 검진비) 의료비지원실(☎ 033-736-4636 본인부담상한제, ☎ 033-736-4662 보조기기급여비, ☎ 033-736-4657 임신출산진료비), 보험급여실(☎ 033-736-3318 요양비)								

통계표 명	제Ⅲ-4표 요양기관종별 진료형태별 진료현황(총계/직장/지역)
개 요	<ul style="list-style-type: none"> ○ 건강보험 요양급여비용 지급자료 현황 수록 - 요양급여비용에 대한 요양기관 종별을 파악함으로써 각 지역별 진료비 추이 등에 세부적으로 파악할 수 있도록 함
작성기준	<ul style="list-style-type: none"> ○ 대상: 건강보험 대상자 중 급여 이용자 ○ 진료일 기준(2023년 1월 ~ 2024년 4월까지의 요양급여비용 지급분 반영) ※ 2015년부터 발체기준 변경(지급일 기준→진료일 기준)되었으며, 2020년도 자료까지는 다음해 6월까지의 요양급여비용 지급분을 반영함
용어정의	<ul style="list-style-type: none"> ○ 진료실인원수: 건강보험 가입자 중 실제 진료받은 환자 수(중복제거) ○ 입내원일수: 진료비청구명세서 상에 기재된 건강보험 환자가 실제로 요양기관에 방문 또는 입원한 일수 ○ 요양급여일수: 내원일수에 원내 투약일수를 포함한 일수 단, 내원과 투약이 중복된 날은 1일로 산정 ○ 진료비: 공단부담금(기관부담금)과 본인부담금을 더한 금액 (요양급여비용 총액) ○ 급여비: 요양급여비용 총액에서 보험자인 공단이 부담한 금액 ○ 직장: 근로자, 사용자, 공무원, 교직원, 임의계속가입자, 건설일용직에 해당하는 사람 ○ 지역: 국내에 거주하는 국민(단, 직장가입자 및 그 피부양자, 유공자 등의 의료급여대상자는 제외), 농어업인, 자영업자 등(세대주, 가입자)
관련부서	국민건강보험공단 빅데이터사업실 통계관리부(☎033-736-2469)

통계표 명	제Ⅲ-5표 월별 진료형태별 진료현황(총계/직장/지역)
개 요	<ul style="list-style-type: none"> ○ 건강보험 요양급여비용 지급자료 현황 수록 - 요양급여비용에 대한 월별로 총계 / 직장 / 지역 별로 진료비추이 등에 세부적으로 파악할 수 있도록 함
작성기준	<ul style="list-style-type: none"> ○ 대상: 건강보험 대상자의 급여이용자 ○ 진료일 기준(2023년 1월 ~ 2024년 4월까지의 요양급여비용 지급분 반영) ※ 2015년부터 발체기준 변경(지급일 기준→진료일 기준)되었으며, 2020년도 자료까지는 다음해 6월까지의 요양급여비용 지급분을 반영함
용어정의	<ul style="list-style-type: none"> ○ 진료실인원수: 건강보험 가입자 중 실제 진료받은 환자 수(중복제거) ○ 입내원일수: 진료비청구명세서 상에 기재된 건강보험 환자가 실제로 요양기관에 방문 또는 입원한 일수 ○ 요양급여일수: 내원일수에 원내 투약일수를 포함한 일수 단, 내원과 투약이 중복된 날은 1일로 산정 ○ 진료비: 공단부담금(기관부담금)과 본인부담금을 더한 금액 (요양급여비용 총액) ○ 급여비: 요양급여비용 총액에서 보험자인 공단이 부담한 금액 ○ 직장: 근로자, 사용자, 공무원, 교직원, 임의계속가입자, 건설일용직에 해당하는 사람 ○ 지역: 국내에 거주하는 국민(단, 직장가입자 및 그 피부양자, 유공자 등의 의료급여대상자는 제외), 농업업인, 자영업자 등(세대주, 가입자)
관련부서	국민건강보험공단 빅데이터사업실 통계관리부(☎033-736-2469)

통계표 명	제Ⅲ-6표 연령별 성별 진료형태별 진료현황(총계/직장/지역)
개 요	<ul style="list-style-type: none"> ○ 건강보험 요양급여비용 지급자료 현황 수록 <ul style="list-style-type: none"> - 요양급여비용에 대한 연령별 성별을 파악함으로써 각 직역별 진료비추이 등에 세부적으로 파악할 수 있도록 함
작성기준	<ul style="list-style-type: none"> ○ 대상: 건강보험 대상자 중 급여이용자 ○ 연령: 연도 말 기준 ○ 진료일 기준(2023년 1월 ~ 2024년 4월까지의 요양급여비용 지급분 반영) <ul style="list-style-type: none"> ※ 2015년부터 발취기준 변경(지급일 기준→진료일 기준)되었으며, 2020년도 자료까지는 다음해 6월까지의 요양급여비용 지급분을 반영함
용어정의	<ul style="list-style-type: none"> ○ 진료실인원수: 건강보험 가입자 중 실제 진료받은 환자 수(중복제거) ○ 입내원일수: 진료비청구명세서 상에 기재된 건강보험 환자가 실제로 요양기관에 방문 또는 입원한 일수 ○ 요양급여일수: 내원일수에 원내 투약일수를 포함한 일수 단, 내원과 투약이 중복된 날은 1일로 산정 ○ 진료비: 공단부담금(기관부담금)과 본인부담금을 더한 금액 (요양급여비용 총액) ○ 급여비: 요양급여비용 총액에서 보험자인 공단이 부담한 금액 ○ 직장: 근로자, 사용자, 공무원, 교직원, 임의계속가입자, 건설일용직에 해당하는 사람 ○ 지역: 국내에 거주하는 국민(단, 직장가입자 및 그 피부양자, 유공자 등의 의료급여대상자는 제외), 농어업인, 자영업자 등(세대주, 가입자)
관련부서	국민건강보험공단 빅데이터사업실 통계관리부(☎033-736-2469)

통계표 명	제Ⅲ-7표 연령별 성별 진료현황(의료기관소계/입원/외래) 제Ⅲ-8표 연령별 성별 진료현황(약국소계)
개 요	○ 건강보험 요양급여비용 지급자료 현황 수록 - 요양급여비용에 대한 연령별 성별을 파악함으로써 각 지역별 진료비추이 등에 세부적으로 파악할 수 있도록 함
작성기준	○ 대상: 건강보험대상자 중 의료기관(입원/외래), 약국 급여이용자 ○ 연령: 연도 말 기준 ○ 진료일 기준(2023년 1월 ~ 2024년 4월까지의 요양급여비용 지급분 반영) ※ 2015년부터 발체기준 변경(지급일 기준→진료일 기준)되었으며, 2020년도 자료까지는 다음해 6월까지의 요양급여비용 지급분을 반영함
용어정의	○ 진료실인원수: 건강보험 가입자 중 실제 진료받은 환자 수(중복제거) ○ 입내원일수: 진료비청구명세서 상에 기재된 건강보험 환자가 실제로 요양 기관에 방문 또는 입원한 일수 ○ 요양급여일수: 내원일수에 원내 투약일수를 포함한 일수 단, 내원과 투약이 중복된 날은 1일로 산정 ○ 진료비: 공단부담금(기관부담금)과 본인부담금을 더한 금액 (요양급여비용 총액) ○ 급여비: 요양급여비용 총액에서 보험자인 공단이 부담한 금액
관련부서	국민건강보험공단 빅데이터사업실 통계관리부(☎033-736-2469)

통계표 명	제Ⅲ-9표 연령별 성별 요양기관종별 평균 수진횟수 (총계 / 직장 / 지역)
개 요	○ 건강보험 연령별 성별을 수록하여 요양기관종별로 수진횟수 변동추이를 비교함
작성기준	○ 대상: 건강보험 대상자의 급여이용자 ○ 연령: 연도 말 기준 ○ 진료일 기준(2023년 1월 ~ 2024년 4월까지의 요양급여비용 지급분 반영) ※ 2015년부터 발체기준 변경(지급일 기준→진료일 기준)되었으며, 2020년도 자료까지는 다음해 6월까지의 요양급여비용 지급분을 반영함
용어정의	○ 입내원일수: 진료비청구명세서 상에 기재된 건강보험 환자가 실제로 요양기관에 방문 또는 입원한 일수 ○ 적용인구: 건강보험 적용인구를 나타냄(가입자 + 피부양자) ○ 직장: 근로자, 사용자, 공무원, 교직원, 임의계속가입자, 건설일용직에 해당하는 사람 ○ 지역: 가입자중 직장가입자와 그 피부양자를 제외한 자
관련부서	국민건강보험공단 빅데이터사업실 통계관리부(☎033-736-2469)

통계표 명	제Ⅲ-10표 연령별 연간진료비 크기별 실인원 및 진료비 현황 (총계)
개 요	○ 건강보험 전체환자가 진료받은 진료비용의 규모에 대한 분석을 위해 연간 진료비크기별 현황을 진료형태별로 수록하여 세부적으로 파악하고자 함
작성기준	○ 대상: 건강보험 대상자의 급여 이용자 ○ 연령: 연도 말 기준 ○ 진료일 기준(2023년 1월 ~ 2024년 4월까지의 요양급여비용 지급분 반영) ※ 2015년부터 발체기준 변경(지급일 기준→진료일 기준)되었으며, 2020년도 자료까지는 다음해 6월까지의 요양급여비용 지급분을 반영함
용어정의	○ 진료실인원수: 건강보험 가입자 중 실제 진료받은 환자수 ○ 진료비: 공단부담금(기관부담금)과 본인부담금을 더한 금액 (요양급여비용 총액)
관련부서	국민건강보험공단 빅데이터사업실 통계관리부(☎033-736-2469)

통계표 명	제Ⅲ-11표 연령별 연간진료비 크기별 실인원 및 진료비 현황 (입원)
개 요	○ 건강보험 전체 환자가 진료받은 진료비용의 규모에 대한 분석을 위해 연간 진료비크기별 현황을 진료형태별로 수록하여 세부적으로 파악하고자 함
작성기준	○ 대상: 건강보험 대상자의 입원 급여이용자 ○ 연령: 연도 말 기준 ○ 진료일 기준(2023년 1월 ~ 2024년 4월까지의 요양급여비용 지급분 반영) ※ 2015년부터 발체기준 변경(지급일 기준→진료일 기준)되었으며, 2020년도 자료까지는 다음해 6월까지의 요양급여비용 지급분을 반영함
용어정의	○ 진료실인원수: 건강보험 가입자 중 실제 진료받은 환자수 ○ 진료비: 공단부담금(기관부담금)과 본인부담금을 더한 금액 (요양급여비용 총액) ○ 의료기관: 종합병원, 병원, 치과병원, 한방병원, 의원, 치과의원, 한의원, 조산원과 같이 공공의 목적으로 운영하는 의료기관
관련부서	국민건강보험공단 빅데이터사업실 통계관리부(☎033-736-2469)

통계표 명	제Ⅲ-12표 연령별 연간진료비 크기별 실인원 및 진료비 현황 (외래)
개 요	○ 건강보험 전체 환자가 진료받은 진료비용의 규모에 대한 분석을 위해 연간 진료비크기별 현황을 진료형태별로 수록하여 세부적으로 파악하고자 함
작성기준	○ 대상: 직장 건강보험 대상자의 외래 급여이용자 ○ 연령: 연도 말 기준 ○ 진료일 기준(2023년 1월 ~ 2024년 4월까지의 요양급여비용 지급분 반영) ※ 2015년부터 발체기준 변경(지급일 기준→진료일 기준)되었으며, 2020년도 자료까지는 다음해 6월까지의 요양급여비용 지급분을 반영함
용어정의	○ 진료실인원수: 건강보험 가입자 중 실제 진료받은 환자수 ○ 진료비: 공단부담금(기관부담금)과 본인부담금을 더한 금액 (요양급여비용 총액)
관련부서	국민건강보험공단 빅데이터사업실 통계관리부(☎033-736-2469)

통계표 명	제Ⅲ-13표 연령별 연간진료비 크기별 실인원 및 진료비 현황 (약국)
개 요	○ 건강보험 전체 환자가 진료받은 진료비용의 규모에 대한 분석을 위해 연간 진료비크기별 현황을 진료형태별로 수록하여 세부적으로 파악하고자 함
작성기준	○ 대상: 건강보험 대상자의 약국 급여 이용자 ○ 연령: 연도 말 기준 ○ 진료일 기준(2023년 1월 ~ 2024년 4월까지의 요양급여비용 지급분 반영) ※ 2015년부터 발체기준 변경(지급일 기준→진료일 기준)되었으며, 2020년도 자료까지는 다음해 6월까지의 요양급여비용 지급분을 반영함
용어정의	○ 진료실인원수: 건강보험 가입자 중 실제 진료받은 환자수 ○ 진료비: 공단부담금(기관부담금)과 본인부담금을 더한 금액 (요양급여비용 총액) ○ 약국: 약사가 의약품의 조제업무를 행하는 장소로 약사법제16조(약국의 개설등록)에 의하여 약사만이 개설할 수 있음 (단, 의료기관의 조제실은 예외)
관련부서	국민건강보험공단 빅데이터사업실 통계관리부(☎033-736-2469)

통계표 명	제Ⅲ-14표 연도별 진료현황
개 요	○ 건강보험 연도별 진료비 총계를 수록하여 입원, 외래, 약국의 조제에 따른 청구 추이 파악
작성기준	○ 대상 : 건강보험 심사청구명세서 ○ 진료일 기준 매년 1~12월 자료, 익년도 4월 심사결정분까지 반영
용어정의	<p>○ 청구건수 : 요양기관에서 환자를(에게) 진료(투약)한 후 건강보험 진료비 청구방법에 의거 작성한 진료비 명세서건수</p> <p>○ 입내원일수 : 진료비 청구명세서에 기재된 건강보험 환자가 실제로 요양기관에 방문 또는 입원한 일수</p> <p>○ 진료비(요양급여비용) : 건강보험 요양급여에 소요된 총비용으로서 비급여·지정 진료 등의 비용은 포함되지 않으며, 보험자인 공단과 환자 본인이 나누어 부담.</p> <p>○ 급여비(보험자부담금) : 진료비 총액 중에서 보험자인 공단이 부담한 금액</p> <p>○ 본인부담금: 진료비 총액 중에서 환자가 부담한 금액으로 법정본인부담금에 해당하는 비용으로 비급여는 포함하지 않음</p> <p>○ 지표산출식</p> <ul style="list-style-type: none"> - 건당입내원일수 : 내원(입원)일수/청구건수 - 건당진료비 : 진료비(계)/청구건수 - 입내원일당진료비 : 진료비(계)/내원일수
관련부서	건강보험심사평가원 빅데이터실(☎ 033-739-1054)

통계표 명	제Ⅲ-15-1~18표 요양기관종별 진료현황(계, 5세 연령별)
개 요	○ 건강보험 5세 연령별 요양기관종별 진료비를 수록하여 의과, 치과, 한방, 약국의 이용현황 파악
작성기준	○ 대상 : 건강보험 심사청구명세서 ○ 진료일 기준 매년 1~12월 자료, 익년도 4월 심사결정분까지 반영
용어정의	<ul style="list-style-type: none"> ○ 청구건수 : 요양기관에서 환자를(에게) 진료(투약)한 후 건강보험 진료비 청구방법에 의거 작성한 진료비 명세서건수 ○ 입내원일수 : 진료비 청구명세서에 기재된 건강보험 환자가 실제로 요양기관에 방문 또는 입원한 일수 ○ 요양급여일수 : 내원일수에 원내투약일수를 포함한 일수. 단, 내원과 투약이 중복된 날은 1일로 산정. 약국처방전의 요양급여일수는 투약일수를 의미 함. ○ 원외처방횟수 : 의료기관 및 보건기관에서 원외처방전을 발행한 횟수 ○ 원외처방일수 : 원외처방전에 의하여 조제투약 하도록 처방한 일수 ○ 진료비(요양급여비용) : 건강보험 요양급여에 소요된 총비용으로서 비급여·지정 진료 등의 비용은 포함되지 않으며, 보험자인 공단과 환자 본인이 나누어 부담 ○ 급여비(보험자부담금) : 진료비 총액 중에서 보험자인 공단이 부담한 금액 ○ 지표산출식 <ul style="list-style-type: none"> - 원외처방률(외래) : 원외처방횟수/내원일수 - 원외처방횟수당처방일수 : 원외처방일수/원외처방횟수 - 건당입내원일수 : 입내원일수/청구건수 - 건당진료비 : 진료비(계)/청구건수 - 입내원일당진료비 : 진료비(계)/내원일수 - 요양급여일당진료비 : 진료비(계)/요양일수
관련부서	건강보험심사평가원 빅데이터실(☎ 033-739-1054)

통계표 명	제Ⅲ-16표 월별 진료현황(계/의료기관 및 보건기관/약국)
개 요	○ 건강보험 진료비의 월별 이용현황 파악
작성기준	○ 대상 : 건강보험 심사청구명세서 ○ 진료일 기준 매년 1~12월 자료, 익년도 4월 심사결정분까지 반영
용어정의	<ul style="list-style-type: none"> ○ 청구건수 : 요양기관에서 환자를(에게) 진료(투약)한 후 건강보험 진료비 청구방법에 의거 작성한 진료비 명세서건수 ○ 입내원일수 : 진료비 청구명세서에 기재된 건강보험 환자가 실제로 요양기관에 방문 또는 입원한 일수 ○ 요양급여일수 : 내원일수에 원내투약일수를 포함한 일수. 단, 내원과 투약이 중복된 날은 1일로 산정. 약국처방건의 요양일수는 투약일수를 의미 함. ○ 원외처방횟수 : 의료기관 및 보건기관에서 원외처방전을 발행한 횟수 ○ 원외처방일수 : 원외처방전에 의하여 조제투약 하도록 처방한 일수 ○ 진료비(총진료비) : 건강보험 요양급여에 소요된 총비용으로서 비급여·지정 진료 등의 비용은 포함되지 않으며, 보험자인 공단과 환자 본인이 나누어 부담 ○ 급여비(보험자부담금) : 진료비 총액 중에서 보험자인 공단이 부담한 금액 ○ 지표산출식 <ul style="list-style-type: none"> - 원외처방률(외래) : 원외처방횟수/내원일수 - 원외처방횟수당처방일수 : 원외처방일수/원외처방횟수 - 건당내원일수 : 내원(입원)일수/청구건수 - 건당진료비 : 진료비(계)/청구건수 - 입내원일당진료비 : 진료비(계)/내원일수 - 요양급여일당진료비 : 진료비(계)/요양일수
관련부서	건강보험심사평가원 빅데이터실(☎ 033-739-1054)

제Ⅳ편

건강보험심사실적

Benefits Claim Review Records
of National Health Insurance

통계표 명	제Ⅳ-1표 연도별 진료비 심사실적
개 요	○ 건강보험 연도별 진료비 총계를 수록하여 입원, 외래, 약국의 조제에 따른 청구 추이 파악
작성기준	○ 대상 : 건강보험 심사청구명세서
용어정의	<p>○ 청구건수 : 요양기관에서 환자를(에게) 진료(투약)한 후 건강보험 진료비 청구방법에 의거 작성한 진료비 명세서건수</p> <p>○ 입내원일수 : 진료비 청구명세서에 기재된 건강보험 환자가 실제로 요양기관에 방문 또는 입원한 일수</p> <p>○ 진료비(요양급여비용) : 건강보험 요양급여에 소요된 총비용으로서 비급여·지정 진료 등의 비용은 포함되지 않으며, 보험자인 공단과 환자 본인이 나누어 부담.</p> <p>○ 급여비(보험자부담금) : 진료비 총액 중에서 보험자인 공단이 부담한 금액</p> <p>○ 본인부담금: 진료비 총액 중에서 환자가 부담한 금액으로 법정본인부담금에 해당하는 비용으로 비급여는 포함하지 않음</p> <p>○ 지표산출식</p> <ul style="list-style-type: none"> - 건당입내원일수 : 입내원일수/청구건수 - 건당진료비 : 진료비(계)/청구건수 - 입내원일당진료비 : 진료비(계)/입내원일수
관련부서	건강보험심사평가원 빅데이터실(☎ 033-739-1054)

통계표 명	제Ⅳ-2표 요양기관종별 진료비 심사실적
개 요	○ 건강보험 요양기관종별 진료비를 수록하여 의과, 치과, 한방, 약국의 이용현황 파악
작성기준	○ 대상 : 건강보험 심사청구명세서
용어정의	<ul style="list-style-type: none"> ○ 청구건수 : 요양기관에서 환자를(에게) 진료(투약)한 후 건강보험 진료비 청구방법에 의거 작성한 진료비 명세서건수 ○ 입내원일수 : 진료비 청구명세서에 기재된 건강보험 환자가 실제로 요양기관에 방문 또는 입원한 일수 ○ 요양급여일수 : 입내원일수에 원내투약일수를 포함한 일수. 단, 내원과 투약이 중복된 날은 1일로 산정. 약국처방건의 요양급여일수는 투약일수를 의미 함. ○ 원외처방횟수 : 의료기관 및 보건기관에서 원외처방전을 발행한 횟수 ○ 원외처방일수 : 원외처방전에 의하여 조제투약 하도록 처방한 일수 ○ 진료비(요양급여비용) : 건강보험 요양급여에 소요된 총비용으로서 비급여·지정 진료 등의 비용은 포함되지 않으며, 보험자인 공단과 환자 본인이 나누어 부담 ○ 급여비(보험자부담금) : 진료비 총액 중에서 보험자인 공단이 부담한 금액 ○ 지표산출식 <ul style="list-style-type: none"> - 원외처방률(외래) : 원외처방횟수/입내원일수 - 원외처방횟수당처방일수 : 원외처방일수/원외처방횟수 - 건당입내원일수 : 입내원일수/청구건수 - 건당진료비 : 진료비(계)/청구건수 - 입내원일당진료비 : 진료비(계)/입내원일수 - 요양급여일당진료비 : 진료비(계)/요양급여일수
관련부서	건강보험심사평가원 빅데이터실(☎ 033-739-1054)

통계표 명	제Ⅳ-3표 월별 진료비 심사실적(계/의료기관 및 보건기관/약국)
개 요	○ 건강보험 진료비의 월별 이용현황 파악
작성기준	○ 대상 : 건강보험 심사청구명세서
용어정의	<p>○ 청구건수 : 요양기관에서 환자를(에게) 진료(투약)한 후 건강보험 진료비 청구방법에 의거 작성한 진료비 명세서건수</p> <p>○ 입내원일수 : 진료비 청구명세서에 기재된 건강보험 환자가 실제로 요양기관에 방문 또는 입원한 일수</p> <p>○ 요양급여일수 : 입내원일수에 원내투약일수를 포함한 일수. 단, 내원과 투약이 중복된 날은 1일로 산정. 약국처방전의 요양급여일수는 투약일수를 의미 함.</p> <p>○ 진료비(요양급여비용) : 건강보험 요양급여에 소요된 총비용으로서 비급여·지정 진료 등의 비용은 포함되지 않으며, 보험자인 공단과 환자 본인이 나누어 부담</p> <p>○ 급여비(보험자부담금) : 진료비 총액 중에서 보험자인 공단이 부담한 금액</p> <p>○ 지표산출식</p> <ul style="list-style-type: none"> - 건당입내원일수 : 입내원일수/청구건수 - 건당요양급여일수 : 요양급여일수/청구건수 - 건당진료비 : 진료비(계)/청구건수 - 건당급여비 : 급여비/청구건수 - 입내원일당진료비 : 진료비(계)/입내원일수 - 요양급여일당진료비 : 진료비(계)/요양급여일수 - 입내원일당급여비 : 급여비/입내원일수 - 요양급여일당급여비: 급여비/요양급여일수
관련부서	건강보험심사평가원 빅데이터실(☎ 033-739-1054)

통계표 명	제Ⅳ-4-1~17표 요양기관소재지별 진료비 심사실적
개 요	○ 건강보험 요양기관소재지 기준의 진료비를 수록하여 의과, 치과, 한방, 약국의 이용현황 파악
작성기준	○ 대상 : 건강보험 심사청구명세서
용어정의	<ul style="list-style-type: none"> ○ 17개 시도 : 요양기관소재지 기준 ○ 청구건수 : 요양기관에서 환자를(에게) 진료(투약)한 후 건강보험 진료비 청구방법에 의거 작성한 진료비 명세서건수 ○ 입내원일수 : 진료비 청구명세서에 기재된 건강보험 환자가 실제로 요양기관에 방문 또는 입원한 일수 ○ 요양급여일수 : 입내원일수에 원내투약일수를 포함한 일수. 단, 내원과 투약이 중복된 날은 1일로 산정. 약국처방전의 요양급여일수는 투약일수를 의미 함 ○ 원외처방횟수 : 의료기관 및 보건기관에서 원외처방전을 발행한 횟수 ○ 원외처방일수 : 원외처방전에 의하여 조제투약 하도록 처방한 일수 ○ 진료비(요양급여비용) : 건강보험 요양급여에 소요된 총비용으로서 비급여·지정 진료 등의 비용은 포함되지 않으며, 보험자인 공단과 환자 본인이 나누어 부담 ○ 급여비(보험자부담금) : 진료비 총액 중에서 보험자인 공단이 부담한 금액 ○ 지표산출식 <ul style="list-style-type: none"> - 원외처방률(외래) : 원외처방횟수/입내원일수 - 원외처방횟수당처방일수 : 원외처방일수/원외처방횟수 - 건당입내원일수 : 입내원일수/청구건수 - 건당진료비 : 진료비(계)/청구건수 - 입내원일당진료비 : 진료비(계)/입내원일수 - 요양급여일당진료비 : 진료비(계)/요양급여일수
관련부서	건강보험심사평가원 빅데이터실(☎ 033-739-1054)

통계표 명	제Ⅳ-5표 의원급 표시과목별 진료비 심사실적(계/입원/외래)
개 요	○ 건강보험 의원 표시과목별 이용현황 파악
작성기준	○ 대상 : 건강보험 의원급 의료기관의 심사청구명세서
용어정의	<p>○ 표시과목 : 요양기관 명칭에 표시한 개설자의 전문과목으로 요양기관현황 신고 기준임</p> <p>- 일반의 : 일반의(비전문의)와 전문과목미표시 전문의가 개설한 의원임</p> <p>※ 전문과목미표시 전문의 : 기관명칭에 전문과목을 표시하지 않은 전문의 개설 의원</p> <p>※ 일반의 : 일반의(비전문의) 개설의원과 법인 개설 등 의원</p> <p>○ 청구건수 : 요양기관에서 환자를(에게) 진료(투약)한 후 건강보험 진료비 청구방법에 의거 작성한 진료비 명세서건수</p> <p>○ 입내원일수 : 진료비 청구명세서에 기재된 건강보험 환자가 실제로 요양기관에 방문 또는 입원한 일수</p> <p>○ 요양급여일수 : 입내원일수에 원내투약일수를 포함한 일수. 단, 내원과 투약이 중복된 날은 1일로 산정. 약국처방전의 요양급여일수는 투약일수를 의미 함</p> <p>○ 원외처방횟수 : 의료기관 및 보건기관에서 원외처방전을 발행한 횟수</p> <p>○ 원외처방일수 : 원외처방전에 의하여 조제투약 하도록 처방한 일수</p> <p>○ 진료비(요양급여비용) : 건강보험 요양급여에 소요된 총비용으로서 비급여·지정 진료 등의 비용은 포함되지 않으며, 보험자인 공단과 환자 본인이 나누어 부담</p> <p>○ 급여비(보험자부담금) : 진료비 총액 중에서 보험자인 공단이 부담한 금액</p> <p>○ 지표산출식</p> <ul style="list-style-type: none"> - 원외처방률 : 원외처방횟수/입내원일수 - 원외처방횟수당처방일수 : 원외처방일수/원외처방횟수 - 건당입내원일수 : 입내원일수/청구건수 - 건당진료비 : 진료비(계)/청구건수 - 건당급여비 : 급여비/청구건수 - 입내원일당진료비 : 진료비(계)/입내원일수 - 요양급여일당진료비 : 진료비(계)/요양급여일수
관련부서	건강보험심사평가원 빅데이터실(☎ 033-739-1054)

통계표 명	제Ⅳ-6-1표 입내원일당 진료비 크기별 진료실적(입원)
개 요	○ 건강보험 의료기관 및 보건기관을 이용한 대상자들이 입원/외래 진료시 발생하는 진료비의 구간에 따른 이용 규모 파악
작성기준	○ 대상 : 건강보험 심사청구명세서
용어정의	<ul style="list-style-type: none"> ○ 청구건수 : 요양기관에서 환자를(에게) 진료(투약)한 후 건강보험 진료비 청구방법에 의거 작성한 진료비 명세서건수 ○ 입내원일수 : 진료비 청구명세서에 기재된 건강보험 환자가 실제로 요양기관에 방문 또는 입원한 일수 ○ 요양급여일수 : 입내원일수에 원내투약일수를 포함한 일수. 단, 내원과 투약이 중복된 날은 1일로 산정. 약국처방전의 요양급여일수는 투약일수를 의미 함 ○ 원외처방횟수 : 의료기관 및 보건기관에서 원외처방전을 발행한 횟수 ○ 원외처방일수 : 원외처방전에 의하여 조제투약 하도록 처방한 일수 ○ 진료비(요양급여비용) : 건강보험 요양급여에 소요된 총비용으로서 비급여·지정 진료 등의 비용은 포함되지 않으며, 보험자인 공단과 환자 본인이 나누어 부담 ○ 급여비(보험자부담금) : 진료비 총액 중에서 보험자인 공단이 부담한 금액
관련부서	건강보험심사평가원 빅데이터실(☎ 033-739-1054)

통계표 명	제Ⅳ-6-2표 입내원일당 진료비 크기별 진료실적(외래)
개 요	○ 건강보험 의료기관 및 보건기관을 이용한 대상자들이 입원/외래 진료시 발생하는 진료비의 구간에 따른 이용 규모 파악
작성기준	○ 대상 : 건강보험 심사청구명세서
용어정의	<ul style="list-style-type: none"> ○ 청구건수 : 요양기관에서 환자를(에게) 진료(투약)한 후 건강보험 진료비 청구방법에 의거 작성한 진료비 명세서건수 ○ 입내원일수 : 진료비 청구명세서에 기재된 건강보험 환자가 실제로 요양기관에 방문 또는 입원한 일수 ○ 요양급여일수 : 입내원일수에 원내투약일수를 포함한 일수. 단, 내원과 투약이 중복된 날은 1일로 산정. 약국처방전의 요양급여일수는 투약일수를 의미 함 ○ 원외처방횟수 : 의료기관 및 보건기관에서 원외처방전을 발행한 횟수 ○ 원외처방일수 : 원외처방전에 의하여 조제투약 하도록 처방한 일수 ○ 진료비(요양급여비용) : 건강보험 요양급여에 소요된 총비용으로서 비급여·지정 진료 등의 비용은 포함되지 않으며, 보험자인 공단과 환자 본인이 나누어 부담 ○ 급여비(보험자부담금) : 진료비 총액 중에서 보험자인 공단이 부담한 금액
관련부서	건강보험심사평가원 빅데이터실(☎ 033-739-1054)

통계표 명	제Ⅳ-7표 진료내역 항목별 진료비 심사실적
개 요	○ 건강보험 대상자들이 의료기관 및 보건기관에서 진료 받은 후 심사청구한 명세서의 청구항목에 따른 진료비의 분포
작성기준	○ 대상 : 건강보험 심사청구명세서
용어정의	<p>○ 10대 항목</p> <ul style="list-style-type: none"> - 의과, 치과, 보건의료원의 청구명세서에서 “진찰료”항부터 “특수영상진단료” 항목까지 11개항에 청구 들어온 항목 <p>○ 10대 항목별 금액</p> <ul style="list-style-type: none"> - 구성비 : 2023년 1월~12월 전자문서 및 전산매체 청구기관의 진료실적 - 금액 : 전자문서 및 전산매체 청구기관의 구성비를 토대로 서면청구분을 포함한 전체 진료비총액에 해당하는 금액을 추정 함 ※ 혈액료 및 수혈료는 주사료에 포함되어 있으며, 2016년부터 선별급여를 구분하여 산출함 ※ 건강보험심사평가원에 심사청구되는 형태는 전자문서(EDI,청구포털), 전산매체(디스켓,CD), 서면(종이)서식에 의한 방법으로 청구되고 있음 - '23년 건강보험 청구가 발생한 전체 101,750개소 중 서면 청구기관은 43개소임
관련부서	건강보험심사평가원 빅데이터실(☎ 033-739-1054)

통계표 명	제Ⅳ-8표 처방일수별 요양기관종별 원외처방횟수
개 요	○ 건강보험 대상자들이 의료기관 및 보건기관에서 교부받은 원외처방전의 처방일수에 따른 원외처방전건수(횟수)의 분포 현황
작성기준	○ 대상 : 건강보험 심사청구명세서, 의료기관 및 보건기관에서 발행한 원외처방전
용어정의	○ 원외처방횟수 : 의료기관 및 보건기관에서 원외처방전을 발행한 횟수 ○ 처방일수 : 원외처방전에 의하여 조제투약하도록 처방한 일수
관련부서	건강보험심사평가원 빅데이터실(☎ 033-739-1054)

통계표 명	제Ⅳ-9표 질병군 범주별(DRG) 진료비 심사실적
개 요	○ 포괄수가가 적용되는 7개 질병군에 대한 입원 진료실적을 작성
작성기준	○ 대상 : 포괄수가제 적용대상 7개질병군 요양급여비용 청구 명세서
용어정의	<p>○ 포괄수가제: 포괄수가제(DRG, Diagnosis Related Group Payment System)는 치료과정이 비슷한 질병군(환자군)별로 제공된 의료서비스의 종류와 관계없이 미리 책정된 정액진료비를 지불하는 일종의 '입원진료비 정액제'임</p> <p>○ 포괄수가제 적용대상 질병군: 수정체 수술, 편도 및 아데노이드 절제술, 충수절제술, 서혜 및 대퇴부 탈장 수술, 항문 및 항문 주위 수술, 자궁 및 자궁부속기 수술, 제왕 절개분만</p> <p>○ 질병군: 진단명, 수술명 등을 이용하여 입원 환자들을 의료자원 소모와 임상적 의미 측면에서 유사한 그룹으로 분류한 그룹</p> <p>○ 청구건수 : 요양기관에서 환자를(에게) 진료(투약)한 후 건강보험 요양급여비용 청구방법에 의거 작성한 요양급여비용 명세서건수</p> <p>○ 입내원일수 : 진료비 청구명세서에 기재된 건강보험 환자가 실제로 요양기관에 입원한 일수</p> <p>○ 요양급여일수 : 내원일수에 원내투약일수를 포함한 일수. 단, 내원과 투약이 중복된 날은 1일로 산정. 약국처방전의 요양일수는 투약일수를 의미 함</p> <p>○ 진료비(요양급여비용) : 건강보험 요양급여에 소요된 총비용으로서 비급여·지정 진료 등의 비용은 포함되지 않으며, 보험자인 공단과 환자 본인이 나누어 부담</p> <p>○ 급여비(보험자부담금) : 진료비 총액 중에서 보험자인 공단이 부담한 금액</p> <p>※ 2021년 심사실적부터 국민건강보험법 시행령 제18조의4에 따른 선별급여비용 포함 (진료비, 급여비)</p> <p>○ 지표산출식</p> <ul style="list-style-type: none"> - 건당입내원일수 : 입내원일수/청구건수 - 건당진료비 : 진료비(계)/청구건수 - 건당급여비 : 급여비/청구건수 - 입내원일당진료비 : 진료비(계)/입내원일수 - 요양급여일당진료비 : 진료비(계)/요양급여일수
관련부서	건강보험심사평가원 포괄수가실(☎ 033-739-1216)

통계표 명	제Ⅳ-10표 질병군 세부 분류별 진료비 심사실적
개 요	○ 포괄적인 행위가 적용되는 7개 질병군 그룹을 질병군분류(코드)별로 작성
작성기준	○ 대상 : 포괄수가제 적용대상 7개질병군 요양급여비용 청구 명세서
용어정의	<p>○ 질병군 분류 기호 : 질병군을 알파벳과 숫자를 이용하여 기호로 나타낸 것으로, 4자리까지가 기본적 분류이며, 필요에 따라 연령 및 중증도를 구분하는 경우 5~6 자리까지 표기함</p> <p>○ 청구건수 : 요양기관에서 환자를(에게) 진료(투약)한 후 건강보험 요양급여비용 청구방법에 의거 작성한 요양급여비용 명세서건수</p> <p>○ 입내원일수 : 진료비 청구명세서에 기재된 건강보험 환자가 실제로 요양기관에 입원한 일수</p> <p>○ 요양급여일수 : 내원일수에 원내투약일수를 포함한 일수. 단, 내원과 투약이 중복된 날은 1일로 산정. 약국처방건의 요양일수는 투약일수를 의미 함</p> <p>○ 진료비(요양급여비용) : 건강보험 요양급여에 소요된 총비용으로서 비급여·지정 진료 등의 비용은 포함되지 않으며, 보험자인 공단과 환자 본인이 나누어 부담</p> <p>○ 급여비(보험자부담금) : 진료비 총액 중에서 보험자인 공단이 부담한 금액</p> <p>※ 2021년 심사실적부터 국민건강보험법 시행령 제18조의4에 따른 선별급여비용 포함 (진료비, 급여비)</p> <p>○ 지표산출식</p> <ul style="list-style-type: none"> - 건당입내원일수 : 입내원일수/청구건수 - 건당진료비 : 진료비(계)/청구건수 - 건당급여비 : 급여비/청구건수 - 입내원일당진료비 : 진료비(계)/입내원일수 - 요양급여일당진료비 : 진료비(계)/요양급여일수
관련부서	건강보험심사평가원 포괄수가실(☎ 033-739-1216)

통계표 명	제Ⅳ-11표 방문일당 약제비 크기별 진료비 심사실적(처방조제)
개 요	○ 건강보험 대상자들이 약국에서 처방조제를 받은 진료비의 현황으로 약국방문일당 약제비 규모에 따른 처방조제현황을 파악할 수 있음
작성기준	○ 대상 : 건강보험 약국 청구명세서(처방조제)
용어정의	<p>○ 청구건수 : 약국에서 환자에게 처방조제한 후 건강보험 진료비 청구방법에 의거 작성한 진료비 명세서건수</p> <p>○ 방문일수 : 건강보험 환자가 실제로 약국에 방문한 일수</p> <p>○ 투약일수 : 약국에서 처방조제 받은 투약일수를 의미 함</p> <p>○ 진료비(요양급여비용) : 약국에서 처방조제에 들어간 비용으로 약사의 “조제료 등 행위료”와 “약품비”를 포함한 총비용으로 비급여는 포함하지 않음</p> <p>○ 급여비(보험자부담금) : 진료비 총액 중에서 보험자인 공단이 부담한 금액</p> <p>○ 지표산출식</p> <ul style="list-style-type: none"> - 건당방문일수 : 방문일수/청구건수 - 건당투약일수 : 투약일수/청구건수 - 건당진료비: 진료비(계)/청구건수 - 건당급여비 : 급여비/청구건수 - 방문일당진료비 : 진료비(계)/방문일수 - 투약일당진료비 : 진료비(계)/투약일수 - 방문일당급여비 : 급여비/방문일수 - 투약일당급여비 : 급여비/투약일수
관련부서	건강보험심사평가원 빅데이터실(☎ 033-739-1054)

통계표 명	제Ⅳ-12표 방문일당 약제비 크기별 진료비 심사실적(직접조제)
개 요	○ 건강보험 대상자들이 약국에서 직접조제를 받은 진료비의 현황으로 약국방문일당 약제비 규모에 따른 직접조제현황을 파악할 수 있음
작성기준	○ 대상 : 건강보험 약국 청구명세서 중 의약분업 예외지역에서 직접조제 투약하는 경우
용어정의	<p>○ 청구건수 : 약국에서 환자에게 직접조제한 후 건강보험 진료비 청구방법에 의거 작성한 진료비 명세서건수</p> <p>○ 방문일수 : 건강보험 환자가 실제로 약국에 방문한 일수</p> <p>○ 투약일수 : 약국에서 직접조제 받은 “투약일수”를 의미 함</p> <p>○ 진료비(요양급여비용) : 약국에서 처방조제에 들어간 비용으로 약사의 “조제료 등 행위료”와 “약품비”를 포함한 총비용으로 비급여는 포함하지 않음</p> <p>○ 급여비(보험자부담금) : 진료비 총액 중에서 보험자인 공단이 부담한 금액</p> <p>○ 지표산출식</p> <ul style="list-style-type: none"> - 건당방문일수 : 방문일수/청구건수 - 건당투약일수 : 투약일수/청구건수 - 건당진료비: 진료비(계)/청구건수 - 건당급여비 : 급여비/청구건수 - 방문일당진료비 : 진료비(계)/방문일수 - 투약일당진료비 : 진료비(계)/투약일수 - 방문일당급여비 : 급여비/방문일수 - 투약일당급여비 : 급여비/투약일수
관련부서	건강보험심사평가원 빅데이터실(☎ 033-739-1054)

통계표 명	제Ⅳ-13표 투약일수별 처방전발행기관종별 원외처방전건수
개 요	○ 건강보험 대상자들이 약국에서 처방조제를 받은 현황으로 처방전을 발행한 의료기관 및 보건기관 규모별 원외처방전건수 현황
작성기준	○ 대상 : 건강보험 약국 청구명세서
용어정의	○ 건강보험 대상자들이 약국에서 처방조제를 받은 현황으로 처방전을 발행한 의료기관 및 보건기관 규모별 처방전건수 현황 - 약국에서 환자에게 처방조제한 후 건강보험 진료비 청구방법에 의거 작성한 진료비 명세서건수
관련부서	건강보험심사평가원 빅데이터실(☎ 033-739-1054)

통계표 명	제Ⅳ-14표 치과 소재지별 요양기관종별 진료비 심사실적
개 요	○ 건강보험 대상자들이 치과 입원/외래 이용시 발생하는 진료비의 현황
작성기준	○ 대상 : 건강보험 치과 청구명세서
용어정의	<p>○ 청구건수 : 요양기관에서 환자를(에게) 진료(투약)한 후 건강보험 진료비 청구방법에 의거 작성한 진료비 명세서건수</p> <p>○ 입내원일수 : 진료비 청구명세서에 기재된 건강보험 환자가 실제로 요양기관에 방문 또는 입원한 일수</p> <p>○ 진료비(요양급여비용) : 건강보험 요양급여에 소요된 총비용으로서 비급여·지정 진료 등의 비용은 포함되지 않으며, 보험자인 공단과 환자 본인이 나누어 부담</p> <p>○ 급여비(보험자부담금) : 진료비 총액 중에서 보험자인 공단이 부담한 금액</p> <p>※ 시도는 요양기관 소재지 기준임</p>
관련부서	건강보험심사평가원 빅데이터실(☎ 033-739-1054)

통계표 명	제Ⅳ-15표 치과 연령별 성별 진료비 심사실적
개 요	○ 건강보험 대상자들이 치과 입원/외래 이용시 발생하는 진료비의 현황
작성기준	○ 대상 : 건강보험 치과 청구명세서
용어정의	<p>○ 청구건수 : 요양기관에서 환자를(에게) 진료(투약)한 후 건강보험 진료비 청구방법에 의거 작성한 진료비 명세서건수</p> <p>○ 입내원일수 : 진료비 청구명세서에 기재된 건강보험 환자가 실제로 요양기관에 방문 또는 입원한 일수</p> <p>○ 요양급여일수 : 입내원일수에 원내투약일수를 포함한 일수. 단, 내원과 투약이 중복된 날은 1일로 산정. 약국처방건의 요양급여일수는 투약일수를 의미 함</p> <p>○ 진료비(요양급여비용) : 건강보험 요양급여에 소요된 총비용으로서 비급여·지정 진료 등의 비용은 포함되지 않으며, 보험자인 공단과 환자 본인이 나누어 부담</p> <p>○ 급여비(보험자부담금) : 진료비 총액 중에서 보험자인 공단이 부담한 금액</p> <p>○ 지표산출식</p> <ul style="list-style-type: none"> - 원외처방률 : 원외처방횟수/입내원일수 - 원외처방횟수당처방일수 : 원외처방일수/원외처방횟수 - 건당입내원일수 : 입내원일수/청구건수 - 건당진료비 : 진료비(계)/청구건수 - 입내원일당진료비 : 진료비(계)/입내원일수 - 요양급여일당진료비 : 진료비(계)/요양급여일수
관련부서	건강보험심사평가원 빅데이터실(☎ 033-739-1054)

통계표 명	제Ⅳ-16표 한방 소재지별 요양기관종별 진료비 심사실적
개 요	○ 건강보험 대상자들이 한방 입원/외래 이용시 발생하는 진료비의 현황
작성기준	○ 대상 : 건강보험 한방 청구명세서
용어정의	<p>○ 청구건수 : 요양기관에서 환자를(에게) 진료(투약)한 후 건강보험 진료비 청구방법에 의거 작성한 진료비 명세서건수</p> <p>○ 입내원일수 : 진료비 청구명세서에 기재된 건강보험 환자가 실제로 요양기관에 방문 또는 입원한 일수</p> <p>○ 진료비(요양급여비용) : 건강보험 요양급여에 소요된 총비용으로서 비급여·지정 진료 등의 비용은 포함되지 않으며, 보험자인 공단과 환자 본인이 나누어 부담</p> <p>○ 급여비(보험자부담금) : 진료비 총액 중에서 보험자인 공단이 부담한 금액</p> <p>※ 시도는 요양기관 소재지 기준임</p>
관련부서	건강보험심사평가원 빅데이터실(☎ 033-739-1054)

통계표 명	제Ⅳ-17표 한방 연령별 성별 진료비 심사실적
개 요	○ 건강보험 대상자들이 한방 입원/외래 이용시 발생하는 진료비의 현황
작성기준	○ 대상 : 건강보험 한방 청구명세서
용어정의	<ul style="list-style-type: none"> ○ 청구건수 : 요양기관에서 환자를(에게) 진료(투약)한 후 건강보험 진료비 청구방법에 의거 작성한 진료비 명세서건수 ○ 입내원일수 : 진료비 청구명세서에 기재된 건강보험 환자가 실제로 요양기관에 방문 또는 입원한 일수 ○ 진료비(요양급여비용) : 건강보험 요양급여에 소요된 총비용으로서 비급여·지정 진료 등의 비용은 포함되지 않으며, 보험자인 공단과 환자 본인이 나누어 부담 ○ 급여비(보험자부담금) : 진료비 총액 중에서 보험자인 공단이 부담한 금액 ○ 지표산출식 <ul style="list-style-type: none"> - 건당입내원일수 : 입내원일수/청구건수 - 건당진료비 : 진료비(계)/청구건수 - 건당급여비 : 급여비/청구건수 - 입내원일당진료비 : 진료비(계)/입내원일수 - 요양급여일당진료비 : 진료비(계)/요양급여일수
관련부서	건강보험심사평가원 빅데이터실(☎ 033-739-1054)

통계표 명	제Ⅳ-18표 약국 조제행위별 진료비 심사실적
개 요	○ 건강보험 대상자들이 약국에서 조제 받은 후 심사청구한 명세서의 청구항목에 따른 진료비의 분포
작성기준	○ 대상 : 건강보험 약국 청구명세서 ○ 범위 및 지역 : 전국
용어정의	<p>○ 약국 조제행위별 청구 항목</p> <ul style="list-style-type: none"> - 약국 청구명세서에서 ‘약국관리료’, ‘조제기본료’, ‘복약지도료’, ‘조제료’, ‘의약품관리료’, ‘야간조제관리료’ ※ 야간조제관리료 2017.1.1. 신설 <p>○ 약국 청구 항목별 금액</p> <ul style="list-style-type: none"> - 구성비 : 2023년 1월~12월 전자문서 및 전산매체 청구기관의 진료실적 - 금액 : 전자문서 및 전산매체 청구기관의 구성비를 토대로 서면 청구분을 포함한 전체 진료비총액에 해당하는 금액을 추정 함 ※ 건강보험심사평가원에 심사청구되는 형태는 전자문서(EDI, 청구포털), 전산매체(디스켓,CD), 서면(종이)서식에 의한 방법으로 청구되고 있음 - '23년 건강보험 청구가 발생한 전체 약국 24,793개소 중 서면 청구기관은 7개소임
관련부서	건강보험심사평가원 빅데이터실(☎ 033-739-1054)

통계표 명	제Ⅳ-19표 요양기관 종별 분만 진료비 심사실적
개 요	○ 자연분만 및 제왕절개 분만 청구건수를 요양기관 종별로 연도별 추이를 파악할 수 있도록 함
작성기준	○ 대상 : 분만분류별 수가코드가 발생한 청구명세서
용어정의	<p>○ 분만분류 : 자연분만(브이백 포함), 제왕절개</p> <p>○ 자연분만 및 제왕절개 내역이 함께 발생한 경우 제왕절개로 분류</p> <p>○ 자연분만(브이백 포함)</p> <p>- 수가코드 : R3131, R3133, R3136, R3138, R3141, R3143, R3146, R3148, R4351, R4353, R4356, R4358, R4361, R4362, RA311, RA312, RA313, RA314, RA315, RA316, RA317, RA318, RA361, RA362, RA431, RA432, RA433, RA434, 브이백(R4380, RA380)</p> <p>- 조산원 : 초산, 경산, 골반위만출술</p> <p>○ 제왕절개</p> <p>- 수가코드 : R4507, R4508, R4509, R4510, R4514, R4516, R4517, R4518, R4519, R4520, R5001, R5002</p>
관련부서	건강보험심사평가원 빅데이터실(☎ 033-739-1054)

통계표 명	제Ⅳ-20표 요양기관소재지별 분만 진료비 심사실적
개 요	○ 자연분만 및 제왕절개 분만 청구건수를 지역별(요양기관 소재지)로 연도별 추이를 파악할 수 있도록 함
작성기준	○ 대상 : 분만분류별 수가코드가 발생한 청구명세서
용어정의	<ul style="list-style-type: none"> ○ 분만분류 : 자연분만(브이백 포함), 제왕절개 ○ 자연분만 및 제왕절개 내역이 함께 발생한 경우 제왕절개로 분류 ○ 자연분만(브이백 포함) <ul style="list-style-type: none"> - 수가코드 : R3131, R3133, R3136, R3138, R3141, R3143, R3146, R3148, R4351, R4353, R4356, R4358, R4361, R4362, RA311, RA312, RA313, RA314, RA315, RA316, RA317, RA318, RA361, RA362, RA431, RA432, RA433, RA434, 브이백(R4380, RA380) - 조산원 : 초산, 경산, 골반위만출술 ○ 제왕절개 <ul style="list-style-type: none"> - 수가코드 : R4507, R4508, R4509, R4510, R4514, R4516, R4517, R4518, R4519, R4520, R5001, R5002
관련부서	건강보험심사평가원 빅데이터실(☎ 033-739-1054)

통계표 명	제Ⅳ-21표 초·경산별 분만 진료비 심사실적
개 요	○ 자연분만 및 제왕절개 분만 청구건수를 초·경산별로 파악할 수 있도록 함
작성기준	○ 대상 : 분만분류별 수가코드가 발생한 청구명세서 중 초·경산이 확인되는 건
용어정의	<p>○ 분만분류 : 자연분만(브이백 포함), 제왕절개</p> <p>○ 자연분만 및 제왕절개 내역이 함께 발생한 경우 제왕절개로 분류</p> <p>○ 자연분만(브이백 포함)</p> <ul style="list-style-type: none"> - 초산 : R3131, R3133, R3141, R3143, R4351, R4353, R4361, RA311, RA312, RA315, RA316, RA361, RA431, RA432, 조산원 초산 - 경산 : R3136, R3138, R3146, R3148, R4356, R4358, R4362, R4380, RA313, RA314, RA317, RA318, RA362, RA380, RA433, RA434, 조산원 경산 <p>○ 제왕절개</p> <ul style="list-style-type: none"> - 초산 : R4507, R4509, R4517, R4519, R5001 - 경산 : R4508, R4510, R4514, R4516, R4518, R4520, R5002
관련부서	건강보험심사평가원 빅데이터실(☎ 033-739-1054)

통계표 명	제Ⅳ-22표 암 상병별 진료비 심사실적(입원)
개 요	○ 암 상병별 평균 1인당 진료비 및 입원일수 현황 수록(입원)
작성기준	○ 대상 : 건강보험 심사청구 입원 명세서 ○ 종별 : 상급종합병원, 종합병원, 요양(정신)병원, 의원, 보건기관 등
용어정의	<p>※ 악성신생물 상병: C00~C97, D00~D09, D37~D48(3단상병 기준)</p> <p>※ 보건기관 등: 조산원, 보건소, 보건지소, 보건의료원, 보건진료소</p> <p>○ 진료실인원 : 건강보험 환자 중 실제 진료받은 환자수(중복제거)</p> <p>○ 입내원일수 : 진료비 청구명세서에 기재된 건강보험 환자가 실제로 요양기관에 방문 또는 입원한 일수</p> <p>○ 진료비(요양급여비용) : 건강보험 요양급여에 소요된 총비용으로서 비급여·지정 진료 등의 비용은 포함되지 않으며, 보험자인 공단과 환자 본인이 나누어 부담</p> <p>○ 지표산출식</p> <ul style="list-style-type: none"> - 1인당 진료비 : 진료비/진료실인원 - 1인당 입내원일수 : 입내원일수/진료실인원
관련부서	건강보험심사평가원 빅데이터실(☎ 033-739-1054)

통계표 명	제Ⅳ-23표 암 상병별 진료비 심사실적(외래)
개 요	○ 암 상병별 평균 1인당 진료비 및 입내원일수 현황(외래)
작성기준	○ 대상 : 건강보험 심사청구 외래 명세서 ○ 종별 : 상급종합병원, 종합병원, 요양(정신)병원, 의원, 보건기관 등
용어정의	<p>※ 악성신생물 상병: C00~C97, D00~D09, D37~D48(3단상병 기준)</p> <p>※ 보건기관 등: 조산원, 보건소, 보건지소, 보건의료원, 보건진료소</p> <p>○ 진료실인원 : 건강보험 가입자 중 실제 진료받은 환자수(중복제거)</p> <p>○ 입내원일수 : 진료비 청구명세서에 기재된 건강보험 환자가 실제로 요양기관에 방문 또는 입원한 일수</p> <p>○ 진료비(요양급여비용) : 건강보험 요양급여에 소요된 총비용으로서 비급여·지정 진료 등의 비용은 포함되지 않으며, 보험자인 공단과 환자 본인이 나누어 부담</p> <p>○ 지표산출식</p> <ul style="list-style-type: none"> - 1인당 진료비 : 진료비/진료실인원 - 1인당 입내원일수 : 입내원일수/진료실인원
관련부서	건강보험심사평가원 빅데이터실(☎ 033-739-1054)

제V편

요양급여 적정성평가

Quality Assessment

통계표 명	제V-1표 요양기관종별 약제평가 항목별 지표
개 요	<ul style="list-style-type: none"> ○ 요양기관 종별 약제평가 항목별 지표 현황 수록 <ul style="list-style-type: none"> - 약제평가 항목인 주사제 처방률, 처방건당 약품목수 현황을 파악할 수 있도록 함
작성기준	<ul style="list-style-type: none"> ○ 대상: 건강보험 외래 요양급여비용 명세서 중 약제 처방내역 ○ 범위 및 지역: 전국
용어정의	<ul style="list-style-type: none"> ○ 주사제 처방률: 내원일당 주사제를 처방한 빈도를 나타내는 지표로 처방률 30%는 100회 내원 시 주사제 30회 발생을 의미 ○ 처방건당약품목수: 처방 1회당 평균적으로 발생된 약제 품목수를 의미
관련부서	건강보험심사평가원 평가관리실(☎ 033-739-3518~20)

통계표 명	제V-2표 의원 표시과목별 약제평가 항목별 지표
개 요	<ul style="list-style-type: none"> ○ 의원 표시과목별 약제평가 항목별 지표 현황 수록 - 약제평가 항목인 주사제 처방률, 처방건당 약품목수 현황을 파악할 수 있도록 함
작성기준	<ul style="list-style-type: none"> ○ 대상: 건강보험 외래 요양급여비용 명세서 중 약제 처방내역 ○ 범위 및 지역: 의원급, 전국
용어정의	<ul style="list-style-type: none"> ○ 주사제 처방률: 내원일당 주사제를 처방한 빈도를 나타내는 지표로 처방률 30%는 100회 내원 시 주사제 30회 발생을 의미 ○ 처방건당약품목수: 처방 1회당 평균적으로 발생된 약제 품목수를 의미
관련부서	건강보험심사평가원 평가관리실(☎ 033-739-3518~20)

통계표 명	제V-3표 다발생 질병별 약제평가 항목별 지표
개 요	<ul style="list-style-type: none"> ○ 요양기관종별/다발생 질병별 약제평가 항목별 지표 현황 수록 - 약제평가 항목인 주사제 처방률, 처방건당 약품목수 현황을 파악할 수 있도록 함
작성기준	<ul style="list-style-type: none"> ○ 대상: 건강보험 외래 요양급여비용 명세서 중 약제 처방내역 ○ 범위 및 지역: 전국
용어정의	<ul style="list-style-type: none"> ○ 주사제 처방률: 내원일당 주사제를 처방한 빈도를 나타내는 지표로 처방률 30%는 100회 내원 시 주사제 30회 발생을 의미 ○ 처방건당약품목수: 처방 1회당 평균적으로 발생된 약제 품목수를 의미 ○ 다발생 질병: 질병분류기호에 따라 요양급여비용 명세서건수를 내림차순으로 정렬
관련부서	건강보험심사평가원 평가관리실(☎ 033-739-3518~20)

통계표 명	제V-4표 의원 표시과목별 다발생 질병별 약제평가 항목별 지표
개 요	○ 의원표시과목별/다발생 질병별 약제평가 항목별 지표 현황 수록 - 약제평가 항목인 주사제 처방률, 처방건당 약품목수 현황을 파악할 수 있도록 함
작성기준	○ 대상: 건강보험 외래 요양급여비용 명세서 중 약제 처방내역 ○ 범위 및 지역: 의원급, 전국
용어정의	○ 주사제 처방률: 내원일당 주사제를 처방한 빈도를 나타내는 지표로 처방률 30%는 100회 내원 시 주사제 30회 발생을 의미 ○ 처방건당약품목수: 처방 1회당 평균적으로 발생된 약제 품목수를 의미 ○ 다발생 질병: 질병분류기호에 따라 요양급여비용 명세서건수를 내림차순으로 정렬
관련부서	건강보험심사평가원 평가관리실(☎ 033-739-3518~20)

통계표 명	제V-5-1표 요양기관종별 항생제 처방률										
개 요	<p>○ 호흡기계상병에 투여된 항생제 처방률 현황 수록</p> <p>- 급성상기도감염, 급성하기도감염 외 항생제 처방률 현황을 요양기관종별로 파악할 수 있도록 함</p>										
작성기준	<p>○ 대상: 건강보험 외래 요양급여비용 명세서 중 약제 처방내역</p> <p>○ 범위 및 지역: 전국</p>										
용어정의	<p>○ 항생제 처방률: 내원일당 항생제를 처방한 빈도를 나타내는 지표로 처방률 30%는 100회 내원 시 항생제 30회 발생을 의미</p> <p>○ 상병코드: 한국표준질병·사인분류 중분류 기준</p> <table data-bbox="412 826 1277 1076"> <tr> <th>구 분</th><th>상병코드</th></tr> <tr> <td>호 흡 기 계 상 병</td><td>J00 ~ J47</td></tr> <tr> <td>급 성 상 기 도 감 염</td><td>J00 ~ J06</td></tr> <tr> <td>급 성 하 기 도 감 염</td><td>J20 ~ J22</td></tr> <tr> <td>그 외 호 흡 기 계</td><td>J09 ~ J18, J30 ~ J47</td></tr> </table>	구 분	상병코드	호 흡 기 계 상 병	J00 ~ J47	급 성 상 기 도 감 염	J00 ~ J06	급 성 하 기 도 감 염	J20 ~ J22	그 외 호 흡 기 계	J09 ~ J18, J30 ~ J47
구 분	상병코드										
호 흡 기 계 상 병	J00 ~ J47										
급 성 상 기 도 감 염	J00 ~ J06										
급 성 하 기 도 감 염	J20 ~ J22										
그 외 호 흡 기 계	J09 ~ J18, J30 ~ J47										
관련부서	건강보험심사평가원 평가관리실(☎ 033-739-3518~20)										

통계표 명	제V-5-2표 의원 표시과목별 항생제 처방률										
개 요	<ul style="list-style-type: none"> ○ 호흡기계상병에 투여된 항생제 처방률 현황 수록 - 급성상기도감염, 급성하기도감염 외 항생제 처방률 현황을 의원표시과목 별로 파악할 수 있도록 함 										
작성기준	<ul style="list-style-type: none"> ○ 대상: 건강보험 외래 요양급여비용 명세서 중 약제 처방내역 ○ 범위 및 지역: 의원급, 전국 										
용어정의	<ul style="list-style-type: none"> ○ 항생제 처방률: 내원일당 항생제를 처방한 빈도를 나타내는 지표로 처방률 30%는 100회 내원 시 항생제 30회 발생을 의미 ○ 상병코드: 한국표준질병·사인분류 중분류 기준 <table border="1"> <thead> <tr> <th>구 분</th><th>상병코드</th></tr> </thead> <tbody> <tr> <td>호 흡 기 계 상 병</td><td>J00 ~ J47</td></tr> <tr> <td>급 성 상 기 도 감 염</td><td>J00 ~ J06</td></tr> <tr> <td>급 성 하 기 도 감 염</td><td>J20 ~ J22</td></tr> <tr> <td>그 외 호 흡 기 계</td><td>J09 ~ J18, J30 ~ J47</td></tr> </tbody> </table> 	구 분	상병코드	호 흡 기 계 상 병	J00 ~ J47	급 성 상 기 도 감 염	J00 ~ J06	급 성 하 기 도 감 염	J20 ~ J22	그 외 호 흡 기 계	J09 ~ J18, J30 ~ J47
구 분	상병코드										
호 흡 기 계 상 병	J00 ~ J47										
급 성 상 기 도 감 염	J00 ~ J06										
급 성 하 기 도 감 염	J20 ~ J22										
그 외 호 흡 기 계	J09 ~ J18, J30 ~ J47										
관련부서	건강보험심사평가원 평가관리실(☎ 033-739-3518~20)										

통계표 명	제V-6표 의원 소재지별 약제평가 항목별 지표
개 요	<ul style="list-style-type: none"> ○ 약제평가 항목별 지표에 대한 의원 시도별 현황 수록 <ul style="list-style-type: none"> - 급성상기도감염 항생제처방률, 급성하기도감염 항생제처방률, 주사제 처방률, 처방건당 약품목수 현황을 파악할 수 있도록 함
작성기준	<ul style="list-style-type: none"> ○ 대상: 건강보험 외래 요양급여비용 명세서 중 약제 처방내역 ○ 범위 및 지역: 의원급, 전국
용어정의	<ul style="list-style-type: none"> ○ 항생제 처방률: 내원일당 항생제를 처방한 빈도를 나타내는 지표로 처방률 30%는 100회 내원 시 항생제 30회 발생을 의미 ○ 주사제 처방률: 내원일당 주사제를 처방한 빈도를 나타내는 지표로 처방률 30%는 100회 내원 시 주사제 30회 발생을 의미 ○ 처방건당약품목수: 처방 1회당 평균적으로 발생된 약제 품목수를 의미 ○ 급성상기도감염(상병코드: J00~J06) ○ 급성하기도감염(상병코드: J20~J22) <ul style="list-style-type: none"> - 한국표준질병·사인분류 중분류를 기준으로 하여 주상병 기준
관련부서	건강보험심사평가원 평가관리실(☎ 033-739-3518~20)

제VI편

질병통계

Diseases Statistics

통계표 명	제VI-1표 22대 분류별 진료현황
개 요	○ 건강보험 22대분류별 현황을 통하여 질병별 진료환자 규모와 추이를 파악하고자함
작성기준	<p>○ 대상: 건강보험 대상자 중 수진당시의 급여이용자</p> <p>○ 진료일 기준(2023년 1월 ~ 2024년 4월까지의 요양급여비용 지급분 반영) ※ 2015년부터 발체기준 변경(지급일 기준→진료일 기준)되었으며, 2020년도 자료까지는 다음해 6월까지의 요양급여비용 지급분을 반영함</p> <p>○ 건강보험 급여실적(의료급여, 비급여 제외)</p> <p>○ 주상병 기준, 한방제외, 요양급여일수·진료비·급여비는 약국 포함</p>
용어정의	<p>○ 22대 분류: 이환명태의 전 영역을 포함할 수 있는 상호 독립적인 22개 항목으로 구성되어 있음</p> <p>○ 진료실인원수: 건강보험 가입자 중 실제 진료 받은 환자 수</p> <p>○ 입내원일수: 진료비청구명세서상에 기재된 건강보험 환자가 실제로 요양기관에 방문 또는 입원한 일수</p> <p>○ 요양급여일수: 내원일수에 원내 투약일수를 포함한 일수 단, 내원과 투약이 중복된 날은 1일로 산정</p> <p>○ 진료비: 공단부담금(기관부담금)과 본인부담금을 더한 금액 (요양급여비용 총액)</p> <p>○ 급여비: 요양급여비용 총액에서 보험자인 공단이 부담한 금액</p>
관련부서	국민건강보험공단 빅데이터사업실 통계관리부(☎ 033-736-2469)

통계표 명	제VI-2표 298질병분류별 연령별 진료현황(총계)
개 요	<ul style="list-style-type: none"> ○ 건강보험 298질병분류별 현황을 통하여 연령별 진료환자 규모와 추이를 파악하고자함
작성기준	<ul style="list-style-type: none"> ○ 대상: 건강보험 대상자 중 수진당시의 급여이용자 ○ 진료일 기준(2023년 1월 ~ 2024년 4월까지의 요양급여비용 지급분 반영) <ul style="list-style-type: none"> ※ 2015년부터 발체기준 변경(지급일 기준→진료일 기준)되었으며, 2020년도 자료까지는 다음해 6월까지의 요양급여비용 지급분을 반영함 ○ 건강보험 급여실적(의료급여, 비급여 제외) ○ 주상병 기준, 한방제외, 요양급여일수·진료비·급여비는 약국포함
용어정의	<ul style="list-style-type: none"> ○ 진료실인원수: 건강보험 가입자 중 실제 진료 받은 환자 수 ○ 입내원일수: 진료비청구명세서상에 기재된 건강보험 환자가 실제로 요양기관에 방문 또는 입원한 일수 ○ 요양급여일수: 내원일수에 원내 투약일수를 포함한 일수 단, 내원과 투약이 중복된 날은 1일로 산정 ○ 진료비: 공단부담금(기관부담금)과 본인부담금을 더한 금액 (요양급여비용 총액) ○ 급여비: 요양급여비용 총액에서 보험자인 공단이 부담한 금액
관련부서	국민건강보험공단 빅데이터사업실 통계관리부(☎ 033-736-2469)

통계표 명	제VI-3표 질병소분류별 다빈도 상병 진료현황(계/남자/여자)
개 요	<ul style="list-style-type: none"> ○ 건강보험 다빈도상병 500순위 진료현황을 통하여 상병 변동추이를 비교할 수 있음
작성기준	<ul style="list-style-type: none"> ○ 대상: 건강보험 대상자 중 수진당시의 급여이용자 ○ 진료일 기준(2023년 1월 ~ 2024년 4월까지의 요양급여비용 지급분 반영) <ul style="list-style-type: none"> ※ 2015년부터 발체기준 변경(지급일 기준→진료일 기준)되었으며, 2020년도 자료까지는 다음해 6월까지의 요양급여비용 지급분을 반영함 ○ 건강보험 급여실적(의료급여, 비급여 제외) ○ 주상병 기준, 한방제외, 요양급여일수·진료비·급여비는 약국포함
용어정의	<ul style="list-style-type: none"> ○ 다빈도: 연간 진료인원이 가장 많은 상병 ○ 진료실인원수: 건강보험 가입자 중 실제 진료 받은 환자 수 ○ 입내원일수: 진료비청구명세서상에 기재된 건강보험 환자가 실제로 요양기관에 방문 또는 입원한 일수 ○ 요양급여일수: 내원일수에 원내 투약일수를 포함한 일수 단, 내원과 투약이 중복된 날은 1일로 산정 ○ 진료비: 공단부담금(기관부담금)과 본인부담금을 더한 금액 (요양급여비용 총액) ○ 급여비: 요양급여비용 총액에서 보험자인 공단이 부담한 금액
관련부서	국민건강보험공단 빅데이터사업실 통계관리부(☎ 033-736-2469)

통계표 명	제Ⅵ-4표 질병소분류별 입원 다빈도 상병 진료현황 (계/남자/여자)
개 요	○ 건강보험 다빈도상병 500순위 진료현황을 통하여 상병 변동추이를 비교할 수 있음
작성기준	○ 대상: 건강보험 대상자 중 수진당시의 급여이용자 ○ 진료일 기준(2023년 1월 ~ 2024년 4월까지의 요양급여비용 지급분 반영) ※ 2015년부터 발체기준 변경(지급일 기준→진료일 기준)되었으며, 2020년도 자료까지는 다음해 6월까지의 요양급여비용 지급분을 반영함 ○ 건강보험 급여실적(의료급여, 비급여 제외) ○ 주상병 기준, 한방제외, 요양급여일수·진료비·급여비는 약국포함
용어정의	○ 다빈도: 연간 진료인원이 가장 많은 상병 ○ 진료실인원수: 건강보험 가입자 중 실제 진료 받은 환자 수 ○ 입내원일수: 진료비청구명세서상에 기재된 건강보험 환자가 실제로 요양기관에 방문 또는 입원한 일수 ○ 요양급여일수: 내원일수에 원내 투약일수를 포함한 일수 단, 내원과 투약이 중복된 날은 1일로 산정 ○ 진료비: 공단부담금(기관부담금)과 본인부담금을 더한 금액 (요양급여비용 총액) ○ 급여비: 요양급여비용 총액에서 보험자인 공단이 부담한 금액
관련부서	국민건강보험공단 빅데이터사업실 통계관리부(☎ 033-736-2469)

통계표 명	제VI-5표 질병소분류별 외래 다빈도 상병 진료현황 (계/남자/여자)
개 요	○ 건강보험 다빈도상병 500순위 진료현황을 통하여 상병 변동추이를 비교할 수 있음
작성기준	○ 대상: 건강보험 대상자 중 수진당시의 급여이용자 ○ 진료일 기준(2023년 1월 ~ 2024년 4월까지의 요양급여비용 지급분 반영) ※ 2015년부터 발체기준 변경(지급일 기준→진료일 기준)되었으며, 2020년도 자료까지는 다음해 6월까지의 요양급여비용 지급분을 반영함 ○ 건강보험 급여실적(의료급여, 비급여 제외) ○ 주상병 기준, 한방제외, 요양급여일수·진료비·급여비는 약국포함
용어정의	○ 다빈도: 연간 진료인원이 가장 많은 상병 ○ 진료실인원수: 건강보험 가입자 중 실제 진료 받은 환자 수 ○ 입내원일수: 진료비청구명세서상에 기재된 건강보험 환자가 실제로 요양기관에 방문 또는 입원한 일수 ○ 요양급여일수: 내원일수에 원내 투약일수를 포함한 일수 단, 내원과 투약이 중복된 날은 1일로 산정 ○ 진료비: 공단부담금(기관부담금)과 본인부담금을 더한 금액 (요양급여비용 총액) ○ 급여비: 요양급여비용 총액에서 보험자인 공단이 부담한 금액
관련부서	국민건강보험공단 빅데이터사업실 통계관리부(☎ 033-736-2469)

통계표 명	제Ⅵ-6표 한방 22대 분류별 진료현황
개 요	○ 건강보험 22대분류별 현황을 통하여 질병별 진료환자 규모와 추이를 파악하고자함
작성기준	<p>○ 대상: 건강보험 대상자 중 수진당시의 급여이용자</p> <p>○ 진료일 기준(2023년 1월 ~ 2024년 4월까지의 요양급여비용 지급분 반영)</p> <p>※ 2015년부터 발체기준 변경(지급일 기준→진료일 기준)되었으며, 2020년도 자료까지는 다음해 6월까지의 요양급여비용 지급분을 반영함</p> <p>○ 건강보험 급여실적(의료급여, 비급여 제외)</p> <p>○ 주상병 기준</p>
용어정의	<p>○ 22대분류: 이환명태의 전 영역을 포함할 수 있는 상호 독립적인 22개 항목으로 구성되어 있음.</p> <p>○ 진료실인원수: 건강보험 가입자 중 실제 진료 받은 환자 수</p> <p>○ 입내원일수: 진료비청구명세서상에 기재된 건강보험 환자가 실제로 요양기관에 방문 또는 입원한 일수</p> <p>○ 요양급여일수: 내원일수에 원내 투약일수를 포함한 일수 단, 내원과 투약이 중복된 날은 1일로 산정</p> <p>○ 진료비: 공단부담금(기관부담금)과 본인부담금을 더한 금액 (요양급여비용 총액)</p> <p>○ 급여비: 요양급여비용 총액에서 보험자인 공단이 부담한 금액</p>
관련부서	국민건강보험공단 빅데이터사업실 통계관리부(☎ 033-736-2469)

통계표 명	<p>제VI-7표 질병소분류별 다빈도 상병 진료현황(한방)</p> <p>제VI-8표 질병소분류별 입원 다빈도 상병 진료현황(한방)</p> <p>제VI-9표 질병소분류별 외래 다빈도 상병 진료현황(한방)</p>
개 요	<p>○ 건강보험 다빈도상병 100순위 한방 진료현황을 통하여 상병 변동추이를 비교할 수 있음</p>
작성기준	<p>○ 대상: 건강보험대상자 중 수진당시의 한방 급여이용자</p> <p>○ 진료일 기준(2023년 1월 ~ 2024년 4월까지의 요양급여비용 지급분 반영)</p> <p>※ 2015년부터 발체기준 변경(지급일 기준→진료일 기준)되었으며, 2020년도 자료까지는 다음해 6월까지의 요양급여비용 지급분을 반영함</p> <p>○ 건강보험 급여실적(의료급여, 비급여 제외)</p> <p>○ 주상병 기준</p>
용어정의	<p>○ 다빈도: 연간 진료인원이 가장 많은 상병</p> <p>○ 진료실인원수: 건강보험 가입자 중 실제 진료 받은 환자 수</p> <p>○ 입내원일수: 진료비청구명세서상에 기재된 건강보험 환자가 실제로 요양기관에 방문 또는 입원한 일수</p> <p>○ 요양급여일수: 내원일수에 원내 투약일수를 포함한 일수 단, 내원과 투약이 중복된 날은 1일로 산정</p> <p>○ 진료비: 공단부담금(기관부담금)과 본인부담금을 더한 금액 (요양급여비용 총액)</p> <p>○ 급여비: 요양급여비용 총액에서 보험자인 공단이 부담한 금액</p>
관련부서	<p>국민건강보험공단 빅데이터사업실 통계관리부(☎ 033-736-2469)</p>

통계표 명	제VI-10표 노인 65세이상 질병소분류별 다빈도 상병 진료현황 제VI-11표 노인 65세이상 질병소분류별 입원 다빈도 상병 진료현황 제VI-12표 노인 65세이상 질병소분류별 외래 다빈도 상병 진료현황
개 요	○ 건강보험 다빈도상병 100순위 진료현황을 통하여 상병 변동추이를 비교할 수 있음(남자 100순위, 여자 100순위)
작성기준	○ 대상: 건강보험 대상자 중 수진당시의 급여이용자 ○ 진료일 기준(2023년 1월 ~ 2024년 4월까지의 요양급여비용 지급분 반영) ※ 2015년부터 발체기준 변경(지급일 기준→진료일 기준)되었으며, 2020년도 자료까지는 다음해 6월까지의 요양급여비용 지급분을 반영함 ○ 건강보험 급여실적(의료급여, 비급여 제외) ○ 주상병 기준, 한방제외, 요양급여일수·진료비·급여비는 약국포함
용어정의	○ 다빈도: 연간 진료인원이 가장 많은 상병 ○ 진료실인원수: 건강보험 가입자 중 실제 진료 받은 환자 수 ○ 입내원일수: 진료비청구명세서상에 기재된 건강보험 환자가 실제로 요양기관에 방문 또는 입원한 일수 ○ 요양급여일수: 내원일수에 원내 투약일수를 포함한 일수 단, 내원과 투약이 중복된 날은 1일로 산정 ○ 진료비: 공단부담금(기관부담금)과 본인부담금을 더한 금액 (요양급여비용 총액) ○ 급여비: 요양급여비용 총액에서 보험자인 공단이 부담한 금액
관련부서	국민건강보험공단 빅데이터사업실 통계관리부(☎ 033-736-2469)

통계표 명	제VI-13표 노인 65세이상 질병소분류별 다빈도 상병 진료현황(한방) 제VI-14표 노인 65세이상 질병소분류별 입원 다빈도 상병 진료현황(한방) 제VI-15표 노인 65세이상 질병소분류별 외래 다빈도 상병 진료현황(한방)
개 요	○ 건강보험 다빈도상병 100순위 한방 진료현황을 통하여 상병 변동추이를 비교할 수 있음(남자 50순위, 여자 50순위)
작성기준	○ 대상: 건강보험대상자 중 수진당시의 한방 급여이용자 ○ 진료일 기준(2023년 1월 ~ 2024년 4월까지의 요양급여비용 지급분 반영) ※ 2015년부터 발체기준 변경(지급일 기준→진료일 기준)되었으며, 2020년도 자료까지는 다음해 6월까지의 요양급여비용 지급분을 반영함 ○ 건강보험 급여실적(의료급여, 비급여 제외) ○ 주상병 기준
용어정의	○ 다빈도: 연간 진료인원이 가장 많은 상병 ○ 진료실인원수: 건강보험 가입자 중 실제 진료 받은 환자 수 ○ 입내원일수: 진료비청구명세서상에 기재된 건강보험 환자가 실제로 요양기관에 방문 또는 입원한 일수 ○ 요양급여일수: 내원일수에 원내 투약일수를 포함한 일수 단, 내원과 투약이 중복된 날은 1일로 산정 ○ 진료비: 공단부담금(기관부담금)과 본인부담금을 더한 금액 (요양급여비용 총액) ○ 급여비: 요양급여비용 총액에서 보험자인 공단이 부담한 금액
관련부서	국민건강보험공단 빅데이터사업실 통계관리부(☎ 033-736-2469)

통계표 명	제Ⅵ-16표 시도별 신규 중증(암)등록환자의 암유형별 등록인원 현황			
개요	○ 시도별 현황을 수록하여 본인일부부담금 산정특례에 관한 기준(복지부고시)에 따라 공단에 등록 신청한 인원수 파악하고자 함			
작성기준	○ 대상: 중증(암)등록 신규 신청자 ○ 사망자, 재등록자 포함 ○ 중증(암) 등록환자의 주민등록주소지 기준			
용어정의	○ 등록인원: 본인일부부담금 산정특례에 관한 기준에 따라 등록신청한 자			
	○ 암유형별 상병코드			
	상병명	상병코드	상병명	상병코드
	폐암	C33-C34	중피성연조직암	C45-C49
	위암	C16	난소암	C56
	간암	C22	전립샘암	C61
	대장암	C18-C20	신장암	C64
	유방암	C50	신우암	C65
	자궁경부암	C53	요관암	C66
	입술구강암	C00-C14	방광암	C67
	식도암	C15	뇌암	C71
	당낭암	C23	비호지킨림프종	C82-C85
	담도암	C24	다발성골수종	C90
	췌장암	C25	백혈병	C91-C95
	후두암	C32	갑상샘(선)암	C73
	소장암	C17	기타암	C21,C26-31,C37-39,C51-52,C54-55,C57-58,C60,C62,C63,C68-70,C72,C74-81,C86,C88,C96-97,D00-D09,D32-D33,D37-D48
	뼈 및 관절연골암	C40-C41		
	피부암	C43-C44		
관련부서	국민건강보험공단 빅데이터사업실 통계관리부(☎ 033-736-2469)			

통계표 명	제Ⅵ-17표 시도별 신규 중증(암)등록환자의 암유형별 진료인원 현황			
개 요	○ 건강보험 암보장성이 강화함에 따라, 보험급여율이 지속적으로 증가하고 있으며, 시도별 현황을 수록하여, 암 진료비의 규모를 파악하고자 함			
작성기준	○ 객체: 중증(암)등록 신규 신청자의 급여이용 ○ 중증(암)등록환자의 주민등록 주소지 기준, 사망자, 재등록자 포함			
용어정의	○ 신규 암 등록인원 중 진료실인원수: 건강보험 가입자 중 신규 등록한 중증(암)환자 중에서 1년간 실제 진료 받은 환자 수			
	○ 암유형별 상병코드			
	상병명	상병코드	상병명	상병코드
	폐암	C33-C34	중피성연조직암	C45-C49
	위암	C16	난소암	C56
	간암	C22	전립샘암	C61
	대장암	C18-C20	신장암	C64
	유방암	C50	신우암	C65
	자궁경부암	C53	요관암	C66
	입술구강암	C00-C14	방광암	C67
	식도암	C15	뇌암	C71
	당낭암	C23	비호지킨림프종	C82-C85
	담도암	C24	다발성골수종	C90
	췌장암	C25	백혈병	C91-C95
	후두암	C32	갑상샘(선)암	C73
	소장암	C17	기타암	C21,C26-31,C37-39,C51-52,C54-55,C57-58,C60,C62,C63,C68-70,C72,C74-81,C86,C88,C96-97,D00-D09,D32-D33,D37-D48
	뼈 및 관절연골암	C40-C41		
피부암	C43-C44			
관련부서	국민건강보험공단 빅데이터사업실 통계관리부(☎ 033-736-2469)			

통계표 명	제VI-18표 연령별 성별 신규 중증(암)등록환자의 진료현황
개 요	<ul style="list-style-type: none"> ○ 건강보험 암보장성이 강화함에 따라, 보험급여율이 지속적으로 증가하고 있으며, 연령별 성별을 수록하여, 진료비 규모를 파악하고자 함
작성기준	<ul style="list-style-type: none"> ○ 진료일 기준이며, 약국포함, 주민등록주소지 기준, 사망자, 재등록자 포함 ○ 해당년도에 국민건강보험공단에 신규로 등록한 신규 중증(암)환자의 진료기준
용어정의	<ul style="list-style-type: none"> ○ 신규 암 등록인원 중 진료실인원수: 건강보험 가입자 중 신규 등록한 중증(암)환자 중에서 1년간 실제 진료 받은 환자 수 ○ 입내원일수: 진료비청구명세서상에 기재된 건강보험 환자가 실제로 요양기관에 방문 또는 입원한 일수 ○ 요양급여일수: 내원일수에 원내 투약일수를 포함한 일수 단, 내원과 투약이 중복된 날은 1일로 산정 ○ 진료비: 공단부담금(기관부담금)과 본인부담금을 더한 금액 (요양급여 비용 총액) ○ 급여비: 요양급여비용 총액에서 보험자인 공단이 부담한 금액
관련부서	국민건강보험공단 빅데이터사업실 통계관리부(☎ 033-736-2469)

통계표 명	제VI-19표 요양기관시도별 신규 중증(암)등록환자의 암유형별 진료인원 현황			
개 요	○ 건강보험 암보장성이 강화함에 따라, 보험급여율이 지속적으로 증가하고 있으며, 요양기관시도별 현황을 수록하여, 암 진료비의 규모를 파악하고자 함			
작성기준	○ 객체: 신규 중증(암)등록 신청자의 급여 이용자 ○ 진료일 기준이며, 사망자, 재등록자 포함 ○ 약국포함, 요양기관 소재지 기준			
용어정의	○ 신규 암 등록인원 중 진료실인원수: 건강보험 가입자 중 신규 등록한 중증 (암)환자 중에서 1년간 실제 진료 받은 환자			
	○ 암유형별 상병코드			
	상병명	상병코드	상병명	상병코드
	폐암	C33-C34	중피성연조직암	C45-C49
	위암	C16	난소암	C56
	간암	C22	전립샘암	C61
	대장암	C18-C20	신장암	C64
	유방암	C50	신우암	C65
	자궁경부암	C53	요관암	C66
	입술구강암	C00-C14	방광암	C67
	식도암	C15	뇌암	C71
	당낭암	C23	비호지킨림프종	C82-C85
	담도암	C24	다발성골수종	C90
	췌장암	C25	백혈병	C91-C95
	후두암	C32	갑상샘(선)암	C73
	소장암	C17	기타암	C21,C26-31,C37-39,C51-52,C54-55,C57-58,C60,C62,C63,C68-70,C72,C74-81,C86,C88,C96-97,D00-D09,D32-D33,D37-D48
	뼈 및 관절연골암	C40-C41		
	피부암	C43-C44		
	관련부서	국민건강보험공단 빅데이터사업실 통계관리부(☎ 033-736-2469)		

통계표 명	제VI-20표 시도별 전체 중증(암)등록환자의 암유형별 등록인원 현황			
개요	○ 시도별 현황을 수록하여 본인일부부담금 산정특례에 관한 기준(복지부고시)에 따라, 2005년 9월부터 공단에 등록 신청한 인원 수 파악하고자 함			
작성기준	○ 대상: 2005년 9월부터 중증(암)등록 신청자 ○ 사망자 제외이며, 재등록자 포함 ○ 중증(암) 등록환자의 주민등록주소지 기준			
용어정의	○ 등록인원: 본인일부부담금 산정특례에 관한 기준에 따라 등록신청한 자			
	○ 암유형별 상병코드			
	상병명	상병코드	상병명	상병코드
	폐암	C33-C34	중피성연조직암	C45-C49
	위암	C16	난소암	C56
	간암	C22	전립샘암	C61
	대장암	C18-C20	신장암	C64
	유방암	C50	신우암	C65
	자궁경부암	C53	요관암	C66
	입술구강암	C00-C14	방광암	C67
	식도암	C15	뇌암	C71
	당낭암	C23	비호지킨림프종	C82-C85
	담도암	C24	다발성골수종	C90
	췌장암	C25	백혈병	C91-C95
	후두암	C32	갑상샘(선)암	C73
	소장암	C17	기타암	C21,C26-31,C37-39,C51-52,C54-55,C57-58,C60,C62,C63,C68-70,C72,C74-81,C86,C88,C96-97,D00-D09,D32-D33,D37-D48
	뼈 및 관절연골암	C40-C41		
	피부암	C43-C44		
관련부서	국민건강보험공단 빅데이터사업실 통계관리부(☎ 033-736-2469)			

통계표 명	제VI-21표 연령별 성별 전체 중증(암)등록환자의 진료현황
개 요	○ 건강보험 암보장성이 강화함에 따라, 보험급여율이 지속적으로 증가하고 있으며, 연령별 성별을 수록하여, 암 진료비 규모를 파악하고자 함
작성기준	○ 대상: 2005년 9월부터 중증(암)등록 신청자의 급여이용 ○ 진료일 기준이며, 약국포함 ○ 중증(암)등록자의 주민등록주지 기준, 사망자 제외이며, 재등록자 포함
용어정의	○ 전체 암 등록인원 중 진료실인원수: 건강보험 가입자 중 2005년 9월부터 등록한 중증(암)환자 중에서 1년간 실제 진료 받은 환자 수 ○ 입내원일수: 진료비청구명세서상에 기재된 건강보험 환자가 실제로 요양기관에 방문 또는 입원한 일수 ○ 요양급여일수: 내원일수에 원내 투약일수를 포함한 일수 단, 내원과 투약이 중복된 날은 1일로 산정 ○ 진료비: 공단부담금(기관부담금)과 본인부담금을 더한 금액 (요양급여 비용 총액) ○ 급여비: 요양급여비용 총액에서 보험자인 공단이 부담한 금액
관련부서	국민건강보험공단 빅데이터사업실 통계관리부(☎ 033-736-2469)

통계표 명	제VI-22표 중증질환 산정특례적용 연령별 성별 진료현황
개 요	○ 산정특례적용 기준으로 연령대별 성별을 수록하여, 환자수와 진료비 규모 파악(본인일부부담금 산정특례에 관한 기준(2022. 12. 27. 고시 제 2022-294호))
작성기준	○ 대상: 건강보험 2023년 진료분, 특정기호(V코드)로 발췌 ○ 진료일 기준이며, 연도말 연령 기준
용어정의	<p>○ 중증질환 산정특례적용 특정기호</p> <ul style="list-style-type: none"> - 암 ... V193, V027 - 뇌혈관 ... V191, V268, V275 - 심장질환 ... V192 - 희귀난치성 ... V코드 190개 - 중증화상 ... V247~V250, V305, V306 - 결핵 ... V000, V206, V246 - 잠복결핵 ... V010 - 중증외상 ... V273 - 중증치매 ... V800, V810 <p>※ 추가되는 특정기호를 누적하여 발췌</p> <p>○ 입내원일수: 진료비청구명세서상에 기재된 건강보험 환자가 실제로 요양기관에 방문 또는 입원한 일수</p> <p>○ 요양급여일수: 내원일수에 원내 투약일수를 포함한 일수 단, 내원과 투약이 중복된 날은 1일로 산정</p> <p>○ 진료비: 공단부담금(기관부담금)과 본인부담금을 더한 금액 (요양급여 비용 총액)</p> <p>○ 급여비: 요양급여비용 총액에서 보험자인 공단이 부담한 금액</p>
관련부서	국민건강보험공단 빅데이터사업실 통계관리부(☎ 033-736-2469)

통계표 명	제VI-23표 432분류별 다빈도 증상 약국 직접조제 실적
개 요	○ 건강보험 다빈도 상병 50순위 진료현황을 통하여 약국 조제실적 변동추이를 비교할 수 있음
작성기준	○ 대상: 건강보험 대상자 중 수진당시의 약국 급여이용자 ○ 진료일 기준이며, 주상병 기준 ○ 건강보험 급여실적(의료급여, 비급여 제외)
용어정의	○ 직접조제: 의료기관의 처방 없이 두 가지 이상의 의약품을 배합하거나 한가지의 의약품을 그대로 일정한 분량으로 나뉘으로써 특정한 용법에 따라 특정인의 특정된 질병을 치료하거나 예방하는 등의 목적으로 사용 되도록 약국에서 직접 약제를 만드는 것 ○ 다빈도: 연간 약국 건수가 가장 많은 상병 ○ 투약일수: 질병에 알맞은 약을 지어 주거나 쓰는 일수 ○ 진료비: 공단부담금(기관부담금)과 본인부담금을 더한 금액 (요양급여비용 총액) ○ 급여비: 요양급여비용 총액에서 보험자인 공단이 부담한 금액
관련부서	국민건강보험공단 빅데이터사업실 통계관리부(☎ 033-736-2469)

건강보험통계연보 용어 변경 비교표

○ 변경연도: 2022 건강보험통계연보

연번	변경 전 용어	변경 후 용어	적용 통계표
1	요양급여실적, 요양급여비용 현황, 급여현황	진료현황	제Ⅲ편, 제Ⅵ편 통계표명
2	보험급여 실적, 현금급여 실적 (지급 기준 통계표)	보험급여 지급현황, 현금급여 지급현황	제Ⅲ편 통계표명
3	진료실인원	진료실인원수	제Ⅲ편, 제Ⅵ편
4	급여일수, 요양일수	요양급여일수	제Ⅲ편, 제Ⅳ편, 제Ⅵ편
5	내원일수	입내원일수	제Ⅲ편, 제Ⅳ편, 제Ⅵ편
6	요양급여비용	진료비	제Ⅲ편, 제Ⅳ편
7	수진기준	진료일 기준	제Ⅲ편, 제Ⅵ편 주석
8	질병명	상병명	제Ⅳ편
9	흉부외과	심장혈관흉부외과	제Ⅰ편, 제Ⅳ편

통계청 승인 제 920006호
ISSN 1738-8945

2023 건강보험통계연보

발행일 : 2024년 11월
발행인 : 정 기 석, 강 중 구
발행처 : 국민건강보험공단, 건강보험심사평가원
(우) 26464 강원도 원주시 건강로 32 (반곡동)
(우) 26465 강원도 원주시 혁신로 60 (반곡동)

2023 National Health Insurance Statistical Yearbook

Published on November, 2024
Publisher: Ki Suck Jung, Jung Gu Kang
Published by National Health Insurance Service
Health Insurance Review & Assessment Service,

32, Geongang-ro, Wonju-si, Gangwon-do, Korea
60, Hyeoksin-ro, Wonju-si, Gangwon-do, Korea

인쇄 : 누보 Tel : (02) 2273-9995

